

Report generated by Public User November 24, 2008

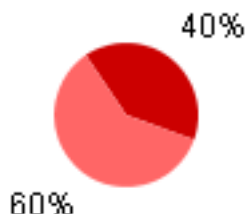
See next page for Profile criteria and important notes.

## Vacancy Overview

<b>Total Establishments</b>	3
Average Full-time Employees	162
Average Part-time Employees	7
<b>Total Vacancies (Titles)</b>	1
<b>Total Vacancies (Position)<sup>3</sup></b>	5

How long have you been trying to fill this vacancy ?

■ < 30 Days      ■ Constantly Recruiting

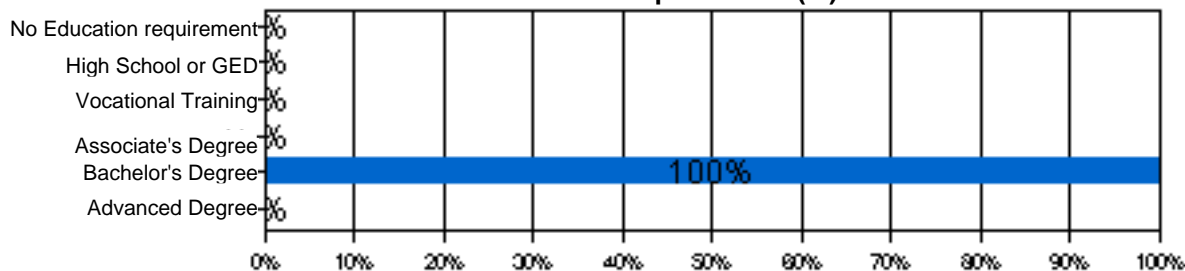


### Summary of Positions:

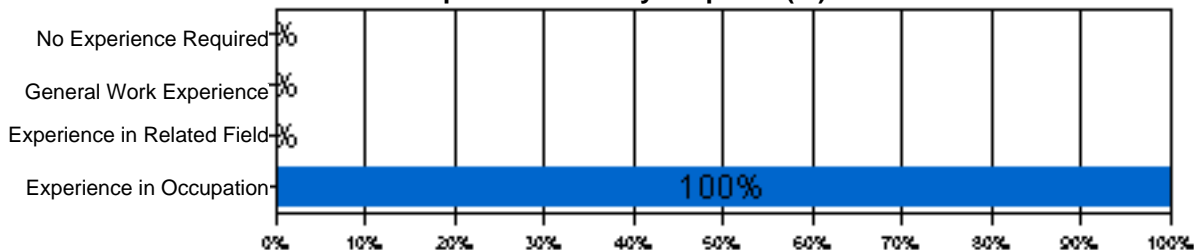
Percent Seasonal or Temporary	0%
Percent New Positions	60%
Percent 'Frequent Turnover' Positions	60%
Positions that Require License or Certificate	20%

## Education and Training Requirements

Education Level Requirements (%)



Experience Usually Required (%)



## Compensation and Benefits

### Compensation<sup>4</sup>

Average Hourly	\$23.20
Median Hourly	\$22.12
Minimum Hourly	\$22.12
Maximum Hourly	\$26.44
Average Annual	\$48,250.00
Median Annual	\$46,000.00

### What Benefits are Offered (%) ?

Health Insurance	80%
Retirement Savings Plan or Pension	80%
Paid Vacation	80%
Paid Sick Leave	80%
No Benefits Offered	0%

## ***Report Selected Criteria***

---

Occupations: Accountants

Industries: All Industries

Counties: Hamilton(OH)

Company Sizes: Range Between 1 & 500

1 This research specifically excludes (SIC 01-09) Agriculture, Forestry and Fishing, (SIC 10-14) Mining, (SIC 91-97) Public Administration, and (SIC 58) Eating and Drinking Places.

2 This research is limited to Butler, Clermont, Hamilton, Montgomery, Warren counties in Ohio; Boone, Campbell, and Kenton Counties in Kentucky; and Dearborn, Franklin Counties in Indiana.

3 This report primarily reflects the total number of open positions, rather than the total number of job titles reported.

4 Respondent - reported hourly, monthly, or annual rates. This report assumes 2080 hours in a work year, to standardize hourly rates and annual salaries. For example, an hourly rate of \$12.75 equals a \$26,520 annual salary ( $12.75 \times 2080 = 26520$ ).