

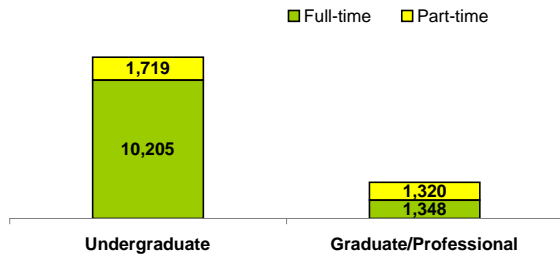


World-class academics with a personal touch — a unique combination you won't find anywhere else! You can choose from over 90 different academic programs with opportunities for both undergraduate and graduate degrees, including nationally recognized programs in polymer science, education, and the arts, just to name a few. Academically talented students are offered the chance to thrive in our Honors College, the sixth oldest in the nation among public universities. Looking to see the world? Southern Miss students can study abroad all over the globe — chart your course in one of more than 30 countries worldwide. Your options are almost limitless.

**Student Characteristics (Fall 2007)** [More](#)

**TOTAL NUMBER OF STUDENTS** 14,592

**Student Level and Enrollment Status**



**Undergraduate Success and Progress Rate** [More](#)

Data used to build graph and table are not yet available

**UNDERGRADUATE PROFILE**

**Total** 11,924

**Gender**

Women	7,214	60%
Men	4,710	40%

**Race/Ethnicity**

African American / Black	3,404	29%
American Indian / Alaskan Native	43	0%
Asian / Pacific Islander	137	1%
Hispanic	152	1%
International	100	1%
White	7,748	65%
Race/Ethnicity Unknown	340	3%

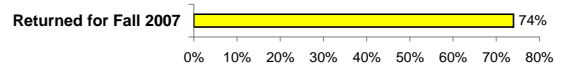
**Geographic Distribution (Degree-Seeking)**

Mississippi	88%
Other US States & Territories	11%
Other Countries	1%

**Age (Degree-Seeking)**

Average Age	23.4
Percent of Undergraduates Age 25 or Older	22%

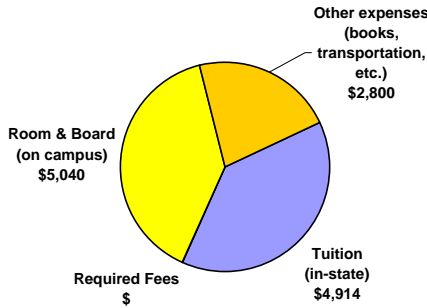
**Retention of Fall 2006 First-Time, Full-time Students**



*One of the strengths of U.S. higher education is the broad range of diverse institutions, each with its own distinctive mission. We encourage you to check out college web sites and visit campuses to get a more complete picture of the opportunities available to you!*

**Costs of Attendance and Financial Aid** [More](#)

**Typical Undergraduate Costs per Year Without Financial Aid for Full-Time, In-State Students (2007-08)**



**Total: \$12,754**

[CLICK HERE](#) for typical out-of-state costs and any discipline-specific tuition

The cost to attend varies based on the individual circumstances of students and may be reduced through grants and scholarships.

[CLICK HERE](#)  
To get a cost estimate for students like you!

**Financial Aid Awarded to Undergraduates (Fall 2006)**

**Overall Financial Aid**

- 75% of Fall 2006 full-time undergraduates received financial aid of some type including need-based loans, work study, and non need-based scholarships.

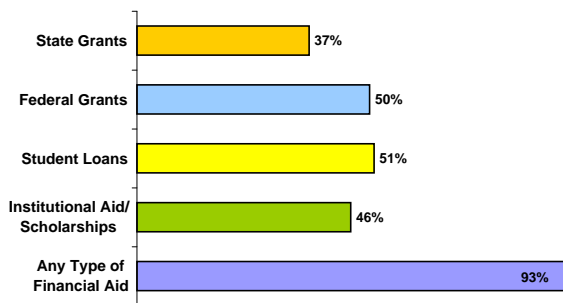
**Annual Need-Based Scholarships & Grants**

- 50% of Fall 2006 full-time undergraduates received need-based grants or scholarships; the average award for the year was \$3,654.

**Annual Need-Based Loans**

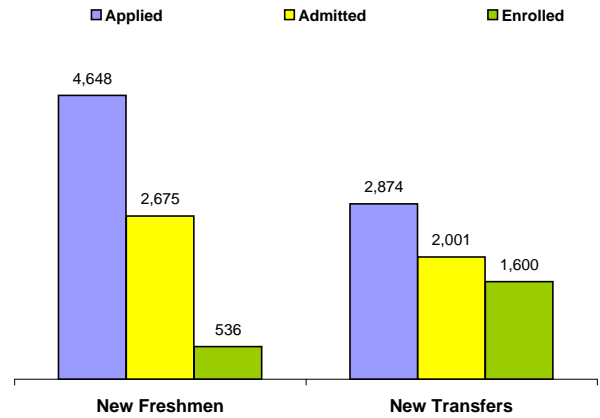
- 49% of Fall 2006 full-time undergraduates received need-based work-study and/or loans (not including parent loans); the average loan for the year was \$4,392.

**Percent of Fall 2006 First-Time Students Receiving Each Type of Financial Aid**



NOTE: Student may receive aid from more than one source.

**Undergraduate Admissions** [More](#)



**Academic Preparation of New Freshman**

**Test(s) Required for Admission: SAT &/or ACT**

**Middle 50% of Test Score Range**

	ACT	SAT
Composite	19-24	
Math	19-25	460-590
English	17-23	
Critical Reading		435-590

50% of admitted students have test scores within the ranges listed, 25% have scores above, and 25% have scores below.

Percent in top 25% of High School Graduating Class	44%
Percent in top 50% of High School Graduating Class	77%
Average High School GPA (4-point scale)	3.00

**Degrees and Areas of Study** [More](#)

**Degrees Awarded at USM in 2007-08**

Bachelor's	2,277
Master's	714
Doctoral	111
<b>Total</b>	<b>3,102</b>

**Areas of Study with the Largest Number of Undergraduate Degrees Awarded in 2007-08**

Business/Marketing	20%
Health professions & related sciences	13%
Education	12%
Psychology	7%
Parks & recreation	6%
All other degree areas	42%
<b>Total</b>	<b>100%</b>

[CLICK HERE](#) for a list of undergraduate and graduate programs

**The Southern Miss Community**

There's always something happening at Southern Miss! Athletics, dining, student organizations, rec. sports, shopping, theatre and music...it's easy to stay busy and make lifelong friendships at Southern Miss. Have the power to get involved!

Southern Miss's expansive academic programs are designed to power our students with the fundamental knowledge required to succeed in the professional world. We offer a wide variety of degrees in programs at the undergraduate and graduate level, including an extensive catalog of online courses and an International Education program. Various learning centers and institutes are located on campus to enhance your academic experience. Expand your mind, solve problems, think independently, and gain an academic edge at Southern Miss.



**Study at USM** [More](#)

**Classroom Environment**

Students per Faculty	17 to 1
Undergraduate classes with fewer than 30 students	78%
Undergraduate classes with fewer than 50 students	92%

**Full-Time Instructional Faculty**

Total Faculty	720
% Women	43%
% from Minority Groups	15%
% with Highest Degree in Field	78%

**Carnegie Classification of Institutional Characteristics** [More](#)

**Basic Type**

Research Universities (high research activity)

**Size and Setting**

Large four-year, primarily residential

**Enrollment Profile**

High undergraduate

**Undergraduate Profile**

Full-time four-year, selective, higher transfer-in

**Undergraduate Instructional Program**

Professions plus arts & sciences, some graduate coexistence

**Graduate Instructional Program**

Comprehensive doctoral (no medical/veterinary)

**Student Housing** [More](#)

79% of new freshmen live on campus  
21% of all undergraduates live on campus

**Campus Safety** [More](#)

When visiting the Southern Miss campus your well-being is very important to the university. Our campus prides itself on being a place where people can feel at home and a big part of that is a feeling of personal safety. To ensure the safety of our students and staff, the University Police Department maintains a large presence on-campus, in addition to adequate outdoor lighting and emergency telephones located across the grounds. UPD can also provide escort services 24 hours a day, seven days a week to individuals that have legitimate concerns for their personal safety when moving about campus. Providing a safe and secure environment is a top priority for Southern Miss.

[CLICK HERE](#) for Campus Crime Statistics report.

**Future Plans of Bachelor's Degree Recipients**

Data used to build graph are not yet available

NOTE: Institutional classifications based on the Carnegie 2005 edition.

[CLICK HERE](#) for more information on Carnegie Classifications.

[CLICK HERE](#) for information on survey administration, sample, and response rate.



## Student Experiences and Perceptions

Students who are actively involved in their own learning and development are more likely to be successful in college. Colleges and universities offer students a wide variety of opportunities both inside and outside the classroom to become engaged with new ideas, people, and experiences. Institutions measure the effectiveness of these opportunities in a variety of ways to better understand what types of activities and programs students find the most helpful.

[CLICK HERE](#) for examples of how USM evaluates the experiences of its students.

In addition, institutions participating in the VSA program measure student involvement on campus using one of four national surveys. Results from the one survey are reported for a common set of questions selected as part of VSA. Following are the selected results from the 2006-07 National Survey of Student Engagement (NSSE). The questions have been grouped together in categories that are known to contribute to student learning and development. The results reported below are based on the responses of seniors who participated in the survey.

[CLICK HERE](#) for information on the NSSE survey.

### Group Learning Experiences

- 94% percent of seniors worked with classmates on assignments outside of class.
- 56% of seniors tutored or taught other students
- 19% of seniors spent at least 6 hours per week participating in co-curricular activities such as student organizations and intramural sports

### Active Learning Experiences

- 75% of seniors spent at least 6 hours per week preparing for class
- 15% of seniors worked on a research project with a faculty member
- 48% of seniors participated in an internship, practicum, or field experience
- 54% of seniors participated in community service or volunteer work
- 11% of seniors participated in study abroad
- 96% of seniors made at least one class presentation last year

### Institutional Commitment to Student Learning and Success

- 94% of seniors believe this institution provides support for student success
- 67% of seniors rated the quality of academic advising at this institution as good or excellent
- 63% of seniors reported that this institution provided help in coping with work, family and other non-academic responsibilities
- 93% of seniors reported working harder than they thought they could to meet an instructor's standards or expectations

### Student Satisfaction

- 79% of seniors would attend this institution if they started over again
- 82% of seniors rated their entire educational experience as good or excellent
- 83% of seniors reported that other students were friendly or supportive

### Student Interaction with Campus Faculty and Staff

- 56% of seniors believed that the campus staff were helpful, considerate, or flexible
- 76% of seniors believed that faculty are available, helpful, or sympathetic
- 97% of seniors reported that faculty members provided prompt feedback on their academic performance
- 74% of seniors discussed readings or ideas with faculty members outside of class

### Experiences with Diverse Groups of People and Ideas

- 66% of seniors reported that they often tried to understand someone else's point of view
- 87% of seniors reported their experience at this institution contributed to their understanding people of other racial and ethnic backgrounds
- 61% of seniors often had serious conversations with students of a different race or ethnicity

## Student Learning Outcomes

All colleges and universities use multiple approaches to measure student learning. Many of these are specific to particular disciplines, many are coordinated with accrediting agencies, and many are based on outcomes after students have graduated. In addition, those institutions participating in the VSA measure increases in critical thinking, analytic reasoning, and written communication using one of three tests.

### Student Learning Assessment at USM

[CLICK HERE](#) for examples of student learning assessment and outcomes at USM

### Pilot Project to Measure Core Learning Outcomes

Results from the pilot project using one of the three learning outcomes tests are not yet available.