

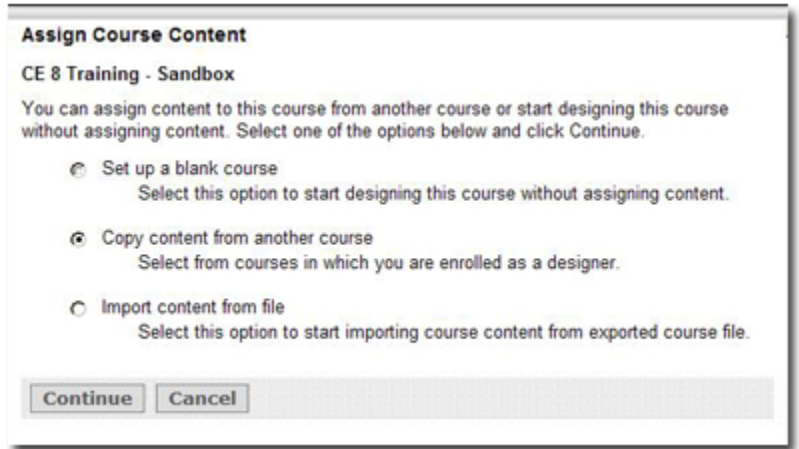
Copying Course Content from a Previous Course

In most instances, when a Blackboard course shell is created, the shell will have no content. The matter of copying content from a previous semester's course is a simple process as long as you have Section Designer access to both course shells.

This page will show after clicking the link to enter the course.

Click the round button next to **Copy content from another course**.

Click  .




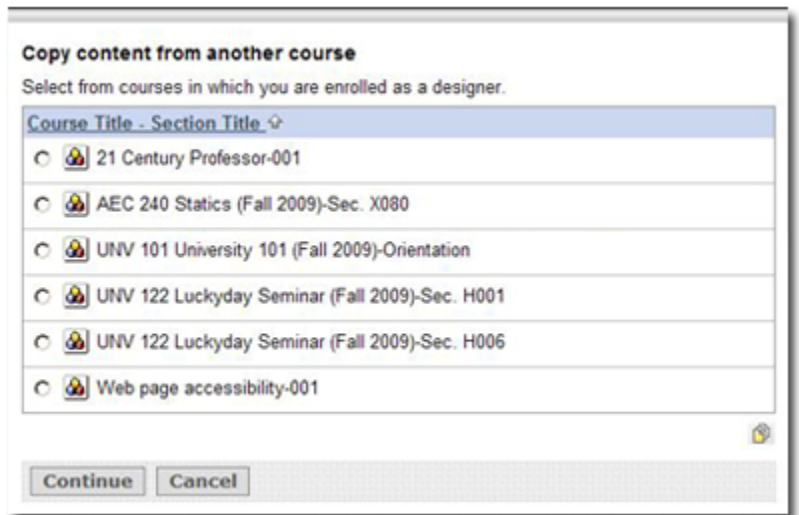
Assign Course Content
CE 8 Training - Sandbox

You can assign content to this course from another course or start designing this course without assigning content. Select one of the options below and click Continue.

- Set up a blank course
Select this option to start designing this course without assigning content.
- Copy content from another course
Select from courses in which you are enrolled as a designer.
- Import content from file
Select this option to start importing course content from exported course file.

A new window will open that will list all of the courses the Designer has access to enter.

Choose the course, then click  .



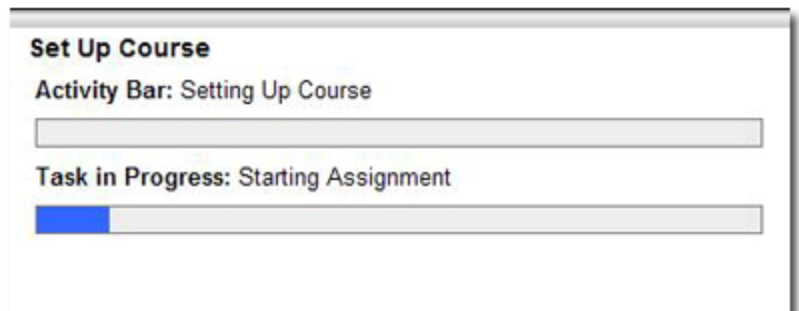
Copy content from another course
Select from courses in which you are enrolled as a designer.

Course Title - Section Title
<input type="radio"/> 21 Century Professor-001
<input type="radio"/> AEC 240 Statics (Fall 2009)-Sec. X080
<input type="radio"/> UNV 101 University 101 (Fall 2009)-Orientation
<input type="radio"/> UNV 122 Luckyday Seminar (Fall 2009)-Sec. H001
<input type="radio"/> UNV 122 Luckyday Seminar (Fall 2009)-Sec. H006
<input type="radio"/> Web page accessibility-001

When the Activity bar fills, the copying of content is finalized.

If an exception error occurs, check to see if a **sign-up sheet for groups** is present in the course with the content to be copied. Remove the link to the **sign-up sheet** then, retry the Copy Content.

Once the process is finished, the course will open to a replica of the original course.



Set Up Course
Activity Bar: Setting Up Course

Task in Progress: Starting Assignment