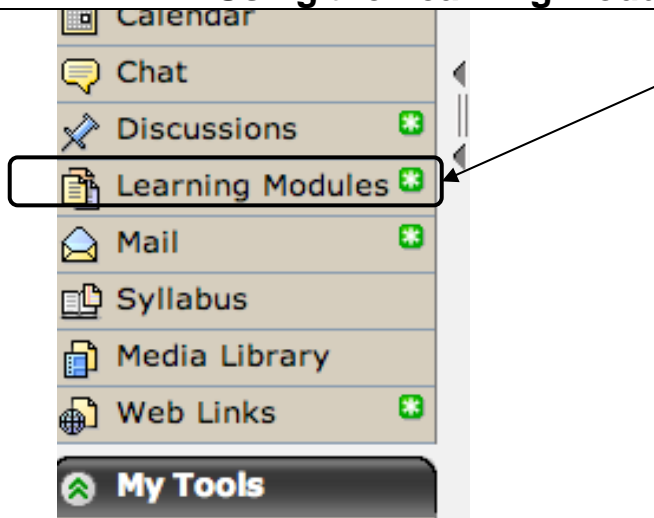


# Blackboard Student Tutorial Using the Learning Modules Tool




To access the Learning Modules tool, click on **Learning Modules**. It is located on the course tool bar.


Your instructor will post different lessons. To access a lesson, click on the title. In this case, it's **Unit 5**.

YOUR location: **Learning Modules**

## Learning Modules

 [Unit 5](#)

 [Unit 6](#)

 [Unit 7](#)


 [Unit 8](#)



Table of Contents for Unit 5	Table of Contents for Unit 5
<ul style="list-style-type: none"><li>[-] 1 Class materials<ul style="list-style-type: none"><li>[...] 1.1 SLIDESHOW: powerpoi</li><li>[...] 1.2 ASSIGNMENT: Music lo</li><li>[...] 1.3 QUIZ: Unit 5</li></ul></li><li>[-] 2 Additional resources for fur<ul style="list-style-type: none"><li>[...] 2.1 WEB LINK: Key West, F</li></ul></li></ul>	<ul style="list-style-type: none"><li>[+] 1 Class materials</li><li>[+] 2 Additional resources for further study (optional)</li></ul>

After you click on Unit 5, the contents will show up on the left side, with expanding boxes (plus or minus sign) and the content will show up in the right.