


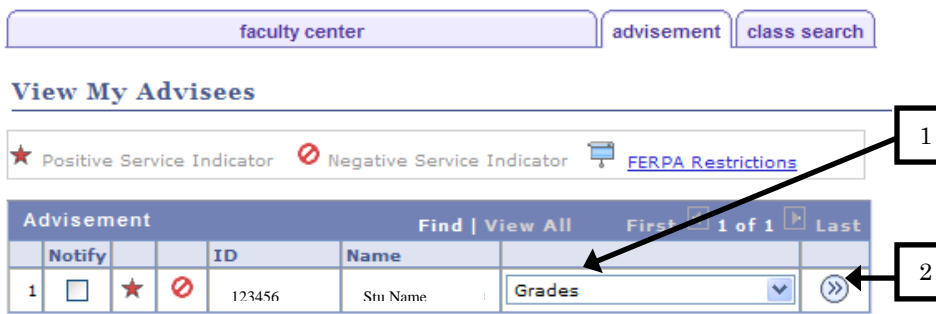
Faculty ~ Viewing Midterm Grade for Advisees

2 Options to View:

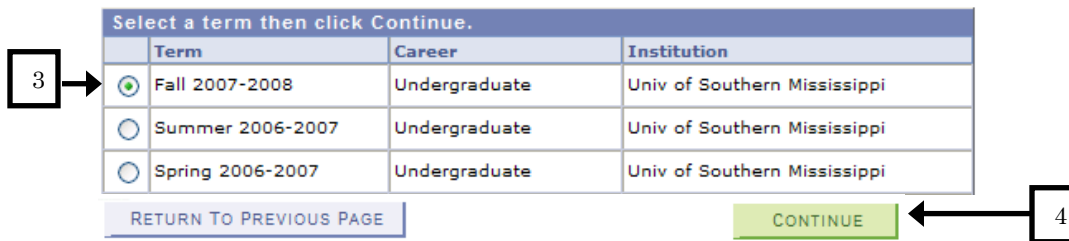
Option 1:

Navigation – Home > Faculty Center > (Advisement Tab)

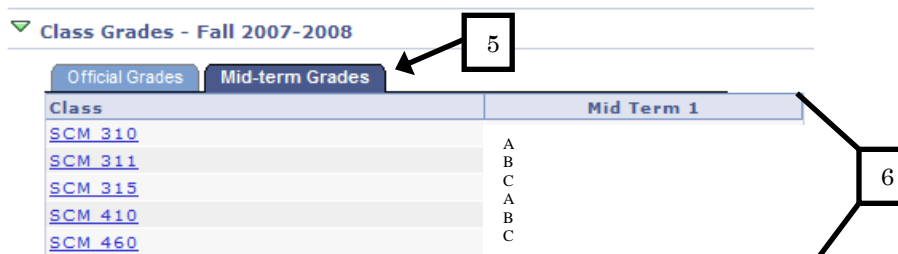
1. Select the **Grades** option from the ****Student Details**** dropdown.
2. Click on the  button.



3. Select the appropriate term.
4. Click the **CONTINUE** button.



5. Click the **Mid-term Grades** tab.
6. ONLY midterm grades posted by the instructors will appear in this area.



Option 2:

Navigation – Home > Campus Community > Student Services Ctr (Student)

1. Enter the ID number of the student.
2. Click the **Search** button.

Student Services Center

Enter any information you have and click Search. Leave fields blank for a list of all values.

Find an Existing Value

ID: ← 1

Campus ID:

National ID:

Last Name:

First Name:

Case Sensitive

2 → **Search** **Clear** [Basic Search](#) [Save Search Criteria](#)

3. Click the [Grades](#) link.

student center | admissions | academics | transfer credit | general info

Stu's **Student Center**

Academics

Enrollment
[My Class Schedule](#)

Academic History
[Grades](#)

Transfer Credit Rep >>

Deadlines URL

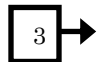
This Week's Schedule

	Class	Schedule
	AEC 444-X080 LEC (19886)	Location: TBA
	BCT 445-H001 LEC (5853)	TuTh 2:25PM - 3:40PM TEC 116

SEARCH

Holds
No Holds.

To Do L
MS IHL App
Parent Plus
Summer A



4. Select the appropriate term.
5. Click the **CONTINUE** button.

View My Grades

Select Term

Select a term then click Continue.

	Term	Career	Institution
<input checked="" type="radio"/>	Fall 2007-2008	Undergraduate	Univ of Southern Mississippi
<input type="radio"/>	Summer 2006-2007	Undergraduate	Univ of Southern Mississippi
<input type="radio"/>	Spring 2006-2007	Undergraduate	Univ of Southern Mississippi

RETURN TO PREVIOUS PAGE

CONTINUE ← 5



6. Click on the **Mid-term Grades** tab.
7. ONLY midterm grades posted by the instructors will appear in this area.

