

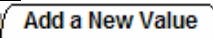
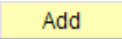
# Delete Run Control IDs

Basic Navigation .....	1
Deleting Process.....	2

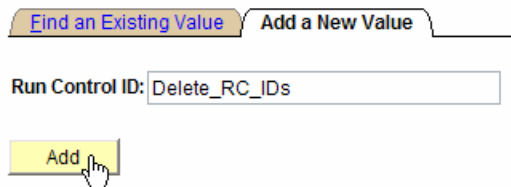
## *Basic Navigation*

Home > USM Utilities > Utilities > Process > Delete Run Control IDs

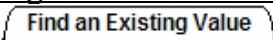
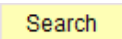
### **For first time only:**

1. Click on the  tab.
2. Enter the “title” for this process in the “Run Control ID” box.
3. Click on the  button.

### Delete Run Control IDs



### **For use after adding a run control ID for this process:**

1. Click on the  tab.
2. Enter the name of your run control ID for this process.
3. Click on the  button.
4. Click on your run control ID for this process from the list.

**Delete Run Control IDs**

Enter any information you have and click Search. Leave fields blank for a list of all values.

Find an Existing Value [Add a New Value](#)

**Search by:** Run Control ID begins with


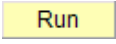
Case Sensitive

**Search** [Advanced Search](#)

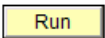
**Search Results**  
View All First 1 of 1 Last

Run Control ID
<a href="#">Delete_RC_IDs</a>

*Deleting Process*

1. Enter the name of the run control ID to be deleted.
2. Click on the 
3. Click on the  button.


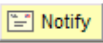

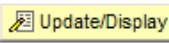
**Delete Run Control**

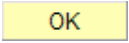
Run Control ID: Delete\_RC\_IDs [Report Manager](#) [Process Monitor](#)  3

Process Instance:2038495

**Delete Run Control ID**

Run Control ID to be Deleted:  1

2    

4. Server Name: Select "PSUNX."
5. Type: Select "Web."
6. Format: Select "PDF."
7. Click on the  button.

**Process Scheduler Request**

User ID: W301906      Run Control ID: Delete\_RC\_IDs

4 → Server Name: PSUNX      Run Date: 11/15/2007  
 Recurrence:      Run Time: 2:37:54PM      [Reset to Current Date/Time](#)  
 Time Zone:

Select	Description	Process Name	Process Type	*Type	*Format	Distribution
<input checked="" type="checkbox"/>	CCC057	CCC057	SQR Report	Web	PDF	<a href="#">Distribution</a>

5      6

7 → [OK](#)      [Cancel](#)

8. Click on the [Report Manager](#) link.

Delete Run Control

Run Control ID: Delete\_RC\_IDs      [Report Manager](#)      [Process Monitor](#)      [Run](#)

Process Instance: 2038495

**Delete Run Control ID**

9. Click on the [Refresh](#) button until "Posted" appears in the "Status" column.

Administration      Archives

View Reports For

User ID: W301906      Type:      Last: 1 Days      [Refresh](#)      9  
 Status:      Folder:      Instance:      to:

Select	Report ID	Prce Instance	Description	Request Date/Time	Format	Status	Details
<input type="checkbox"/>	2903	2038495	<a href="#">CCC057</a>	11/15/2007 2:40:24PM	Acrobat (*.pdf)	Posted	<a href="#">Details</a>

The Run Control ID you deleted will no longer appear in your list of Run Control IDs.