







Evaluating My Courses – CHEAT SHEET

Basic Navigation

1. In SOAR, click on the  Self Service link.
2. Click on the  USM Self Service link.
3. Click on the  Student Course Evaluations link.
4. Click on the  Evaluate My Courses link.

How to Do the Evaluation

1. Locate and click on the [Evaluate Course](#) link associated with the class you wish to evaluate.
2. Click on the  button to choose the appropriate answer for each of the questions.
3. Answer ALL of the questions on the evaluation.
4. Once you have completed the ENTIRE evaluation, click on the  button at the bottom of the page.

NOTE: To view your grades early, you must complete the evaluation for ALL of your classes.