



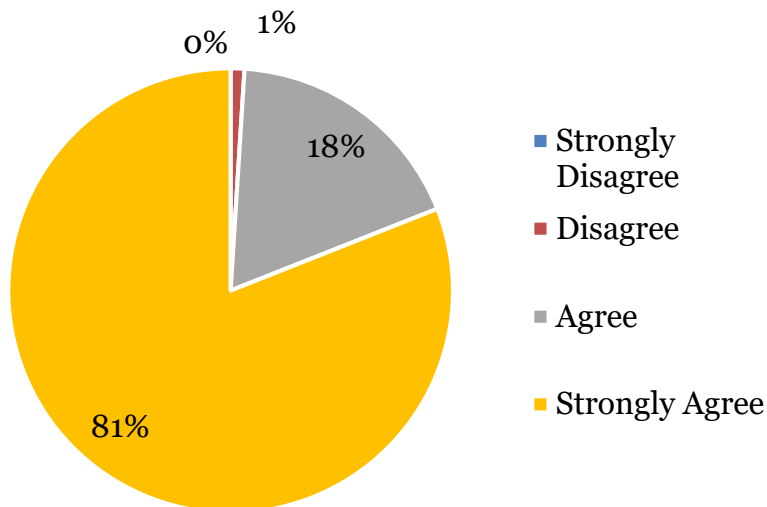
TEACHER EDUCATION PREPARATION PROGRAM EXIT SURVEY

Fall 2019

**Based on a 1-4 point scale*



1. I am adequately prepared to teach in the content/subject area(s) of my degree. (CAEP 4.4; InTASC 4)



72 = N (*aggregated*)

3.79 = Average

4.00 = Median

4.00 = Mode

0.44 = Standard Deviation

**Based on a 1-4 point scale*



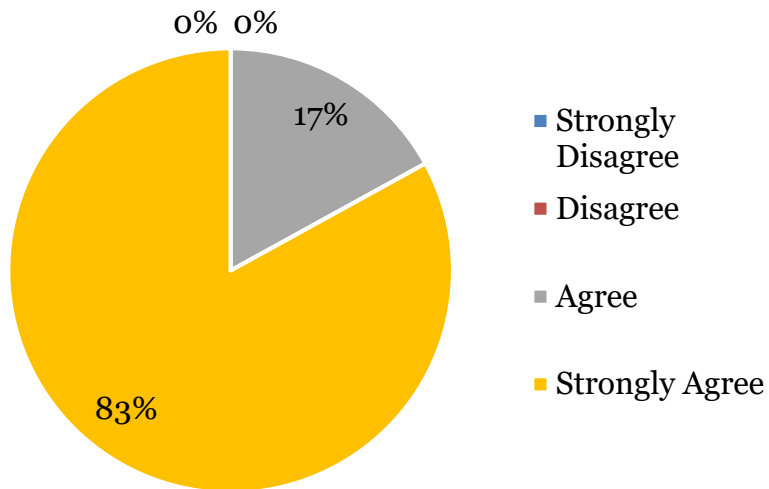
1. I am adequately prepared to teach in the content/subject area(s) of my degree. (CAEP 4.4; InTASC 4)

| | Elementary Education N= 38 | Biology N= 1 | English N= 7 | History N= 5 | Physical Education N= 8 | Math N= 1 | Music Education N= 11 | Special Education N= 1 |
|------------------------------|-------------------------------|-----------------|-----------------|-----------------|----------------------------|--------------|--------------------------|---------------------------|
| 1 – Strongly Disagree | 0 | † | 0% | 0% | 0% | † | 0% | † |
| 2 - Disagree | 3% | † | 0% | 0% | 0% | † | 0% | † |
| 3 - Agree | 16% | † | 43% | 0% | 13% | † | 27% | † |
| 4 – Strongly Agree | 82% | † | 57% | 100% | 88% | † | 73% | † |

**Based on a 1-4 point scale † Low N Count*



2. I can write learning objectives based on College- and Career-Ready Standards and/or state/national standards. (CAEP 4.4; InTASC 7)



72 = N (*aggregated*)

3.83 = Average

4.00 = Median

4.00 = Mode

0.38 = Standard Deviation

**Based on a 1-4 point scale*



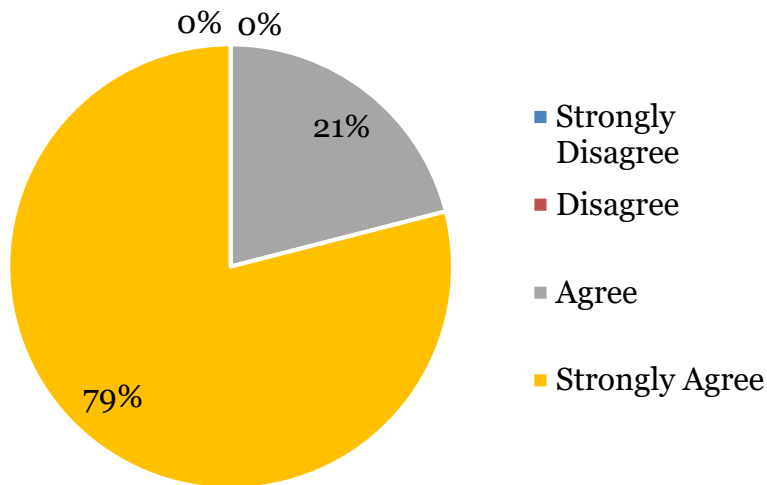
2. I can write learning objectives based on College- and Career-Ready Standards and/or state/national standards. (CAEP 4.4; InTASC 7)

| | Elementary Education N= 36 | Biology N= 1 | English N= 8 | History N= 5 | Physical Education N= 6 | Math N= 3 | Music Education N= 6 | Special Education N= 1 |
|------------------------------|----------------------------------|-----------------|-----------------|-----------------|-------------------------------|--------------|----------------------------|------------------------------|
| 1 – Strongly Disagree | 0 | † | 0% | 0% | 0% | † | 0% | † |
| 2 - Disagree | 0% | † | 0% | 0% | 0% | † | 0% | † |
| 3 - Agree | 16% | † | 29% | 20% | 13% | † | 18% | † |
| 4 – Strongly Agree | 84% | † | 71% | 80% | 88% | † | 82% | † |

**Based on a 1-4 point scale † Low N Count*



3. I can write engaging lesson plans that result in student learning outcomes. (CAEP 4.4; InTASC 7)



72 = N (*aggregated*)

3.79 = Average

4.00 = Median

4.00 = Mode

0.41 = Standard Deviation

**Based on a 1-4 point scale*



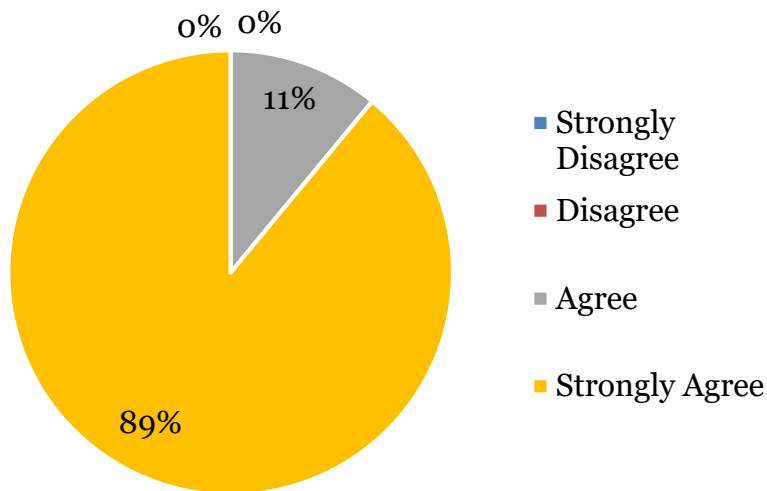
3. I can write engaging lesson plans that result in student learning outcomes. (CAEP 4.4; InTASC 7)

| | Elementary Education N= 36 | Biology N= 1 | English N= 8 | History N= 5 | Physical Education N= 6 | Math N= 3 | Music Education N= 6 | Special Education N= 1 |
|------------------------------|----------------------------------|-----------------|-----------------|-----------------|-------------------------------|--------------|----------------------------|------------------------------|
| 1 – Strongly Disagree | 0 | † | 0% | 0% | 0% | † | 0% | † |
| 2 - Disagree | 0% | † | 0% | 0% | 0% | † | 0% | † |
| 3 - Agree | 13% | † | 29% | 40% | 13% | † | 36% | † |
| 4 – Strongly Agree | 87% | † | 71% | 60% | 88% | † | 64% | † |

**Based on a 1-4 point scale † Low N Count*



4. I can use self-evaluation and reflection to adjust my teaching based on student needs. (CAEP 4.4; InTASC 9)



72 = N (*aggregated*)

3.89 = Average

4.00 = Median

4.00 = Mode

0.32 = Standard Deviation

**Based on a 1-4 point scale*



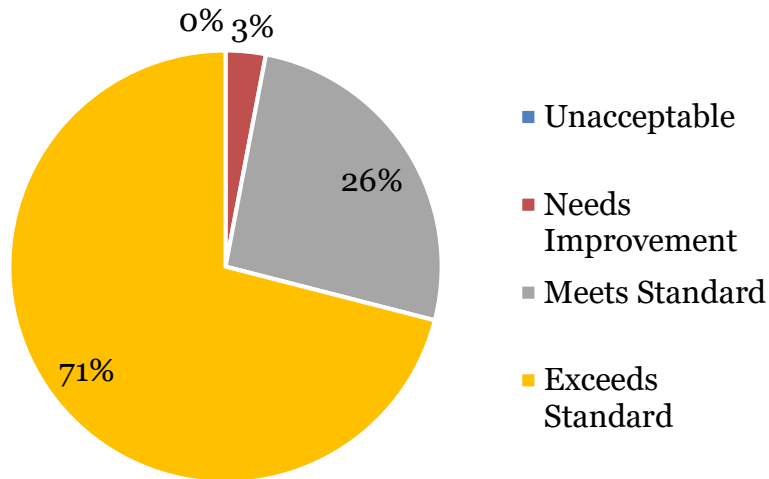
4. I can use self-evaluation and reflection to adjust my teaching based on student needs. (CAEP 4.4; InTASC 9)

| | Elementary Education N= 36 | Biology N= 1 | English N= 8 | History N= 5 | Physical Education N= 6 | Math N= 3 | Music Education N= 6 | Special Education N= 1 |
|------------------------------|----------------------------------|-----------------|-----------------|-----------------|-------------------------------|--------------|----------------------------|------------------------------|
| 1 – Strongly Disagree | 0 | † | 0% | 0% | 0% | † | 0% | † |
| 2 - Disagree | 0% | † | 0% | 0% | 0% | † | 0% | † |
| 3 - Agree | 13% | † | 0% | 20% | 13% | † | 0% | † |
| 4 – Strongly Agree | 87% | † | 100% | 80% | 88% | † | 100% | † |

**Based on a 1-4 point scale † Low N Count*



5. I can differentiate instruction to meet the needs of all learners. (CAEP 4.4; InTASC 8)



72 = N (*aggregated*)

3.68 = Average

4.00 = Median

4.00 = Mode

0.53 = Standard Deviation

**Based on a 1-4 point scale*



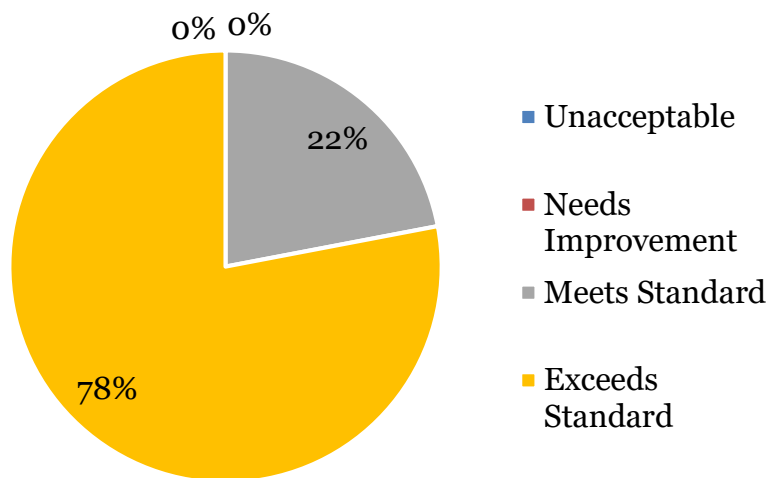
5. I can differentiate instruction to meet the needs of all learners. (CAEP 4.4; InTASC 8)

| | Elementary Education N= 36 | Biology N= 1 | English N= 8 | History N= 5 | Physical Education N= 6 | Math N= 3 | Music Education N= 6 | Special Education N= 1 |
|------------------------------|----------------------------------|-----------------|-----------------|-----------------|-------------------------------|--------------|----------------------------|------------------------------|
| 1 – Strongly Disagree | 0 | † | 0% | 0% | 0% | † | 0% | † |
| 2 - Disagree | 3% | † | 14% | 0% | 0% | † | 0% | † |
| 3 - Agree | 21% | † | 29% | 20% | 38% | † | 27% | † |
| 4 – Strongly Agree | 76% | † | 57% | 80% | 63% | † | 73% | † |

**Based on a 1-4 point scale † Low N Count*



6. I can effectively implement classroom management procedures. (CAEP 4.4; InTASC 3)



72 = N (*aggregated*)

3.78 = Average

4.00 = Median

4.00 = Mode

0.42 = Standard Deviation

**Based on a 1-4 point scale*



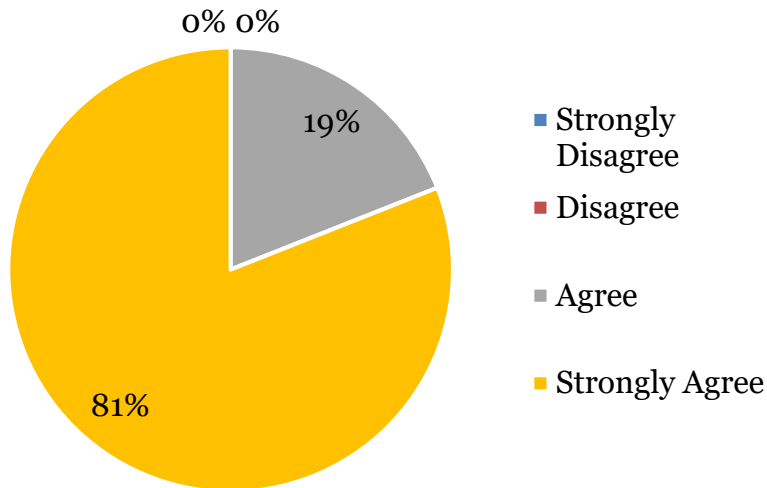
6. I can effectively implement classroom management procedures. (CAEP 4.4; InTASC 3)

| | Elementary Education N= 36 | Biology N= 1 | English N= 8 | History N= 5 | Physical Education N= 6 | Math N= 3 | Music Education N= 6 | Special Education N= 1 |
|------------------------------|----------------------------------|-----------------|-----------------|-----------------|-------------------------------|--------------|----------------------------|------------------------------|
| 1 – Strongly Disagree | 0 | † | 0% | 0% | 0% | † | 0% | † |
| 2 - Disagree | 0% | † | 0% | 0% | 0% | † | 0% | † |
| 3 - Agree | 18% | † | 29% | 40% | 13% | † | 18% | † |
| 4 – Strongly Agree | 82% | † | 71% | 60% | 88% | † | 82% | † |

**Based on a 1-4 point scale † Low N Count*



7. I can pace instruction to teach required content and keep learners engaged. (CAEP 4.4; InTASC 4)



72 = N (*aggregated*)

3.81 = Average

4.00 = Median

4.00 = Mode

0.40 = Standard Deviation

**Based on a 1-4 point scale*



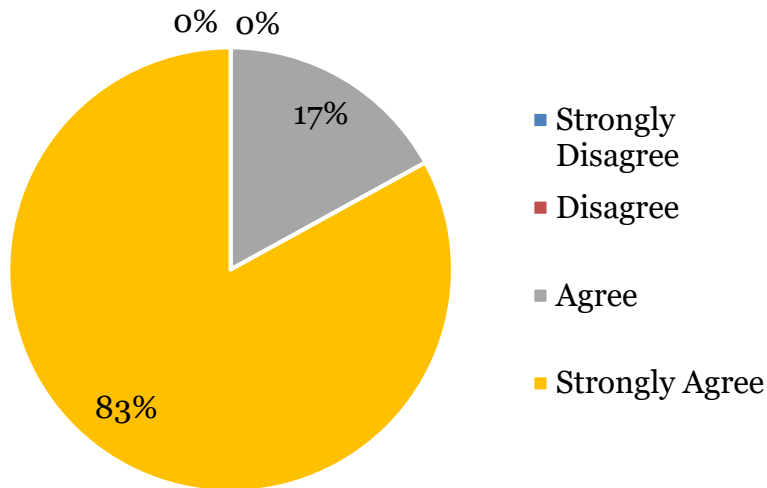
7. I can pace instruction to teach required content and keep learners engaged. (CAEP 4.4; InTASC 4)

| | Elementary Education N= 36 | Biology N= 1 | English N= 8 | History N= 5 | Physical Education N= 6 | Math N= 3 | Music Education N= 6 | Special Education N= 1 |
|------------------------------|----------------------------------|-----------------|-----------------|-----------------|-------------------------------|--------------|----------------------------|------------------------------|
| 1 – Strongly Disagree | 0 | † | 0% | 0% | 0% | † | 0% | † |
| 2 - Disagree | 0% | † | 0% | 0% | 0% | † | 0% | † |
| 3 - Agree | 16% | † | 14% | 20% | 13% | † | 36% | † |
| 4 – Strongly Agree | 84% | † | 86% | 80% | 88% | † | 64% | † |

**Based on a 1-4 point scale † Low N Count*



8. I can monitor learning, check for understanding, and provide appropriate feedback to students. (CAEP 4.4; InTASC 6)



72 = N (*aggregated*)

3.83 = Average

4.00 = Median

4.00 = Mode

0.38 = Standard Deviation

**Based on a 1-4 point scale*



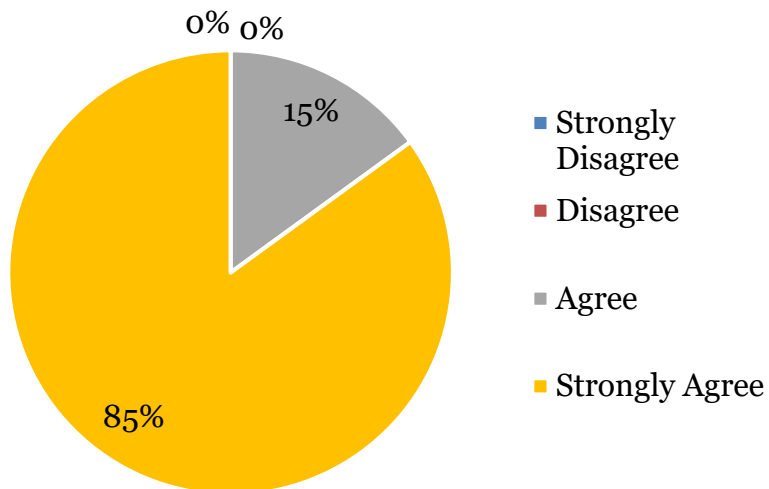
8. I can monitor learning, check for understanding, and provide appropriate feedback to students. (CAEP 4.4; InTASC 6)

| | Elementary Education N= 36 | Biology N= 1 | English N= 8 | History N= 5 | Physical Education N= 6 | Math N= 3 | Music Education N= 6 | Special Education N= 1 |
|------------------------------|----------------------------------|-----------------|-----------------|-----------------|-------------------------------|--------------|----------------------------|------------------------------|
| 1 – Strongly Disagree | 0 | † | 0% | 0% | 0% | † | 0% | † |
| 2 - Disagree | 0% | † | 0% | 0% | 0% | † | 0% | † |
| 3 - Agree | 11% | † | 29% | 20% | 25% | † | 27% | † |
| 4 – Strongly Agree | 89% | † | 71% | 80% | 75% | † | 73% | † |

**Based on a 1-4 point scale † Low N Count*



9. I can use a variety of effective teaching strategies. (CAEP 4.4; InTASC 5)



72 = N (*aggregated*)

3.85 = Average

4.00 = Median

4.00 = Mode

0.36 = Standard Deviation

**Based on a 1-4 point scale*



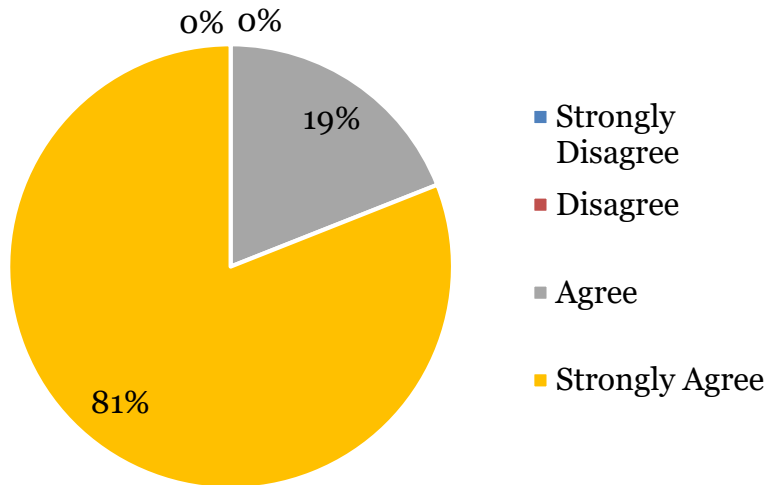
9. I can use a variety of effective teaching strategies. (CAEP 4.4; InTASC 5)

| | Elementary Education N= 36 | Biology N= 1 | English N= 8 | History N= 5 | Physical Education N= 6 | Math N= 3 | Music Education N= 6 | Special Education N= 1 |
|------------------------------|----------------------------------|-----------------|-----------------|-----------------|-------------------------------|--------------|----------------------------|------------------------------|
| 1 – Strongly Disagree | 0 | † | 0% | 0% | 0% | † | 0% | † |
| 2 - Disagree | 0% | † | 0% | 0% | 0% | † | 0% | † |
| 3 - Agree | 8% | † | 29% | 0% | 25% | † | 27% | † |
| 4 – Strongly Agree | 92% | † | 71% | 100% | 75% | † | 73% | † |

**Based on a 1-4 point scale † Low N Count*



10. I can use a variety of effective assessments that are aligned to the learning objective(s). (CAEP 4.4; InTASC 6)



72 = N (*aggregated*)

3.80 = Average

4.00 = Median

4.00 = Mode

0.40 = Standard Deviation

**Based on a 1-4 point scale*



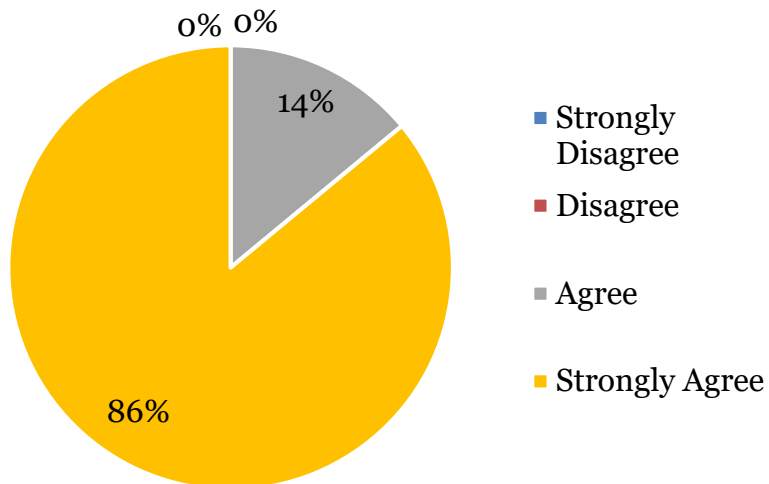
10. I can use a variety of effective assessments that are aligned to the learning objective(s). (CAEP 4.4; InTASC 6)

| | Elementary Education N= 36 | Biology N= 1 | English N= 8 | History N= 5 | Physical Education N= 6 | Math N= 3 | Music Education N= 6 | Special Education N= 1 |
|------------------------------|----------------------------------|-----------------|-----------------|-----------------|-------------------------------|--------------|----------------------------|------------------------------|
| 1 – Strongly Disagree | 0 | † | 0% | 0% | 0% | † | 0% | † |
| 2 - Disagree | 0% | † | 0% | 0% | 0% | † | 0% | † |
| 3 - Agree | 11% | † | 14% | 0% | 38% | † | 36% | † |
| 4 – Strongly Agree | 89% | † | 86% | 100% | 63% | † | 64% | † |

**Based on a 1-4 point scale † Low N Count*



11. I can effectively model and apply technology in my teaching. (CAEP 4.4; InTASC 4)



72 = N (*aggregated*)

3.86 = Average

4.00 = Median

4.00 = Mode

0.35 = Standard Deviation

**Based on a 1-4 point scale*



11. I can effectively model and apply technology in my teaching. (CAEP 4.4; InTASC 4)

| | Elementary Education N= 36 | Biology N= 1 | English N= 8 | History N= 5 | Physical Education N= 6 | Math N= 3 | Music Education N= 6 | Special Education N= 1 |
|------------------------------|----------------------------------|-----------------|-----------------|-----------------|-------------------------------|--------------|----------------------------|------------------------------|
| 1 – Strongly Disagree | 0 | † | 0% | 0% | 0% | † | 0% | † |
| 2 - Disagree | 0% | † | 0% | 0% | 0% | † | 0% | † |
| 3 - Agree | 13% | † | 14% | 20% | 13% | † | 9% | † |
| 4 – Strongly Agree | 87% | † | 86% | 80% | 88% | † | 91% | † |

**Based on a 1-4 point scale † Low N Count*



FUTURE PLANS

