

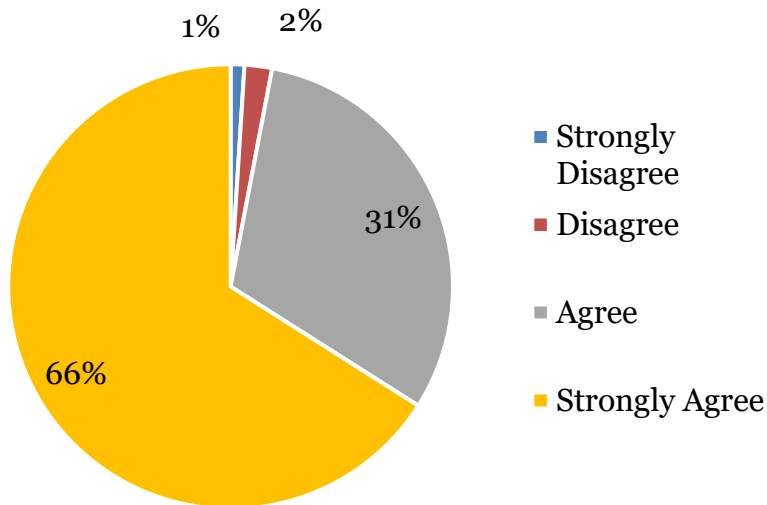


**TEACHER EDUCATION PREPARATION PROGRAM  
EXIT SURVEY  
Spring 2020**

*\*Based on a 1-4 point scale*



# 1. I am adequately prepared to teach in the content/subject area(s) of my degree. (CAEP 4.4; InTASC 4)



110 = N (*aggregated*)

3.63 = Average

4.00 = Median

4.00 = Mode

0.57 = Standard Deviation

*\*Based on a 1-4 point scale*



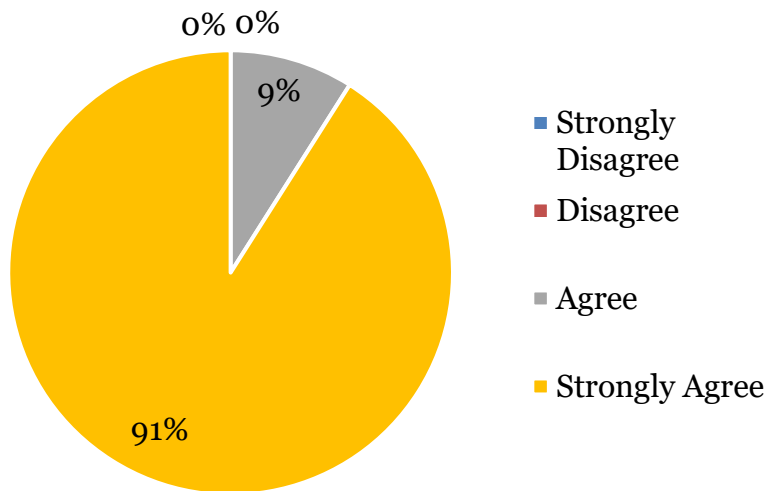
# 1. I am adequately prepared to teach in the content/subject area(s) of my degree. (CAEP 4.4; InTASC 4)

	Elementary Education N= 74	Biology N= 1	English N= 4	History N= 5	Physical Education N= 2	Math N= 4	Music Education N= 10	Special Education N= 13
<b>1 – Strongly Disagree</b>	0%	†	†	†	†	†	0%	8%
<b>2 - Disagree</b>	3%	†	†	†	†	†	0%	0%
<b>3 - Agree</b>	28%	†	†	†	†	†	50%	31%
<b>4 – Strongly Agree</b>	69%	†	†	†	†	†	50%	62%

*\*Based on a 1-4 point scale † Low N Count of reported data due to COVID quarantine*



## 2. I can write learning objectives based on College- and Career-Ready Standards and/or state/national standards. (CAEP 4.4; InTASC 7)



110 = N (*aggregated*)

3.91 = Average

4.00 = Median

4.00 = Mode

0.29 = Standard Deviation

*\*Based on a 1-4 point scale*



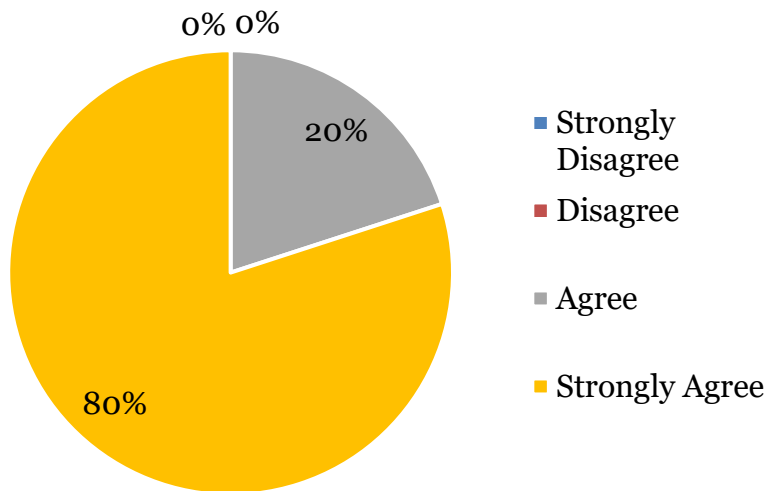
## 2. I can write learning objectives based on College- and Career-Ready Standards and/or state/national standards. (CAEP 4.4; InTASC 7)

	Elementary Education N= 74	Biology N= 1	English N= 4	History N= 5	Physical Education N= 2	Math N= 4	Music Education N= 10	Special Education N= 13
<b>1 – Strongly Disagree</b>	0%	†	†	†	†	†	0%	0%
<b>2 - Disagree</b>	0%	†	†	†	†	†	0%	0%
<b>3 - Agree</b>	8%	†	†	†	†	†	10%	8%
<b>4 – Strongly Agree</b>	92%	†	†	†	†	†	90%	92%

*\*Based on a 1-4 point scale † Low N Count of reported data due to COVID quarantine*



### 3. I can write engaging lesson plans that result in student learning outcomes. (CAEP 4.4; InTASC 7)



110 = N (*aggregated*)

3.80 = Average

4.00 = Median

4.00 = Mode

0.40 = Standard Deviation

*\*Based on a 1-4 point scale*



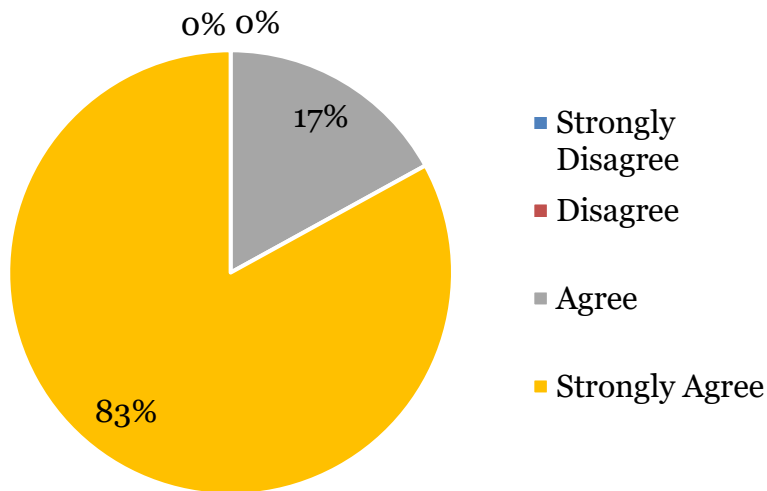
### 3. I can write engaging lesson plans that result in student learning outcomes. (CAEP 4.4; InTASC 7)

	Elementary Education N= 74	Biology N= 1	English N= 4	History N= 5	Physical Education N= 2	Math N= 4	Music Education N= 10	Special Education N= 13
<b>1 – Strongly Disagree</b>	0%	†	†	†	†	†	0%	0%
<b>2 - Disagree</b>	0%	†	†	†	†	†	0%	0%
<b>3 - Agree</b>	19%	†	†	†	†	†	40%	23%
<b>4 – Strongly Agree</b>	81%	†	†	†	†	†	60%	77%

*\*Based on a 1-4 point scale † Low N Count of reported data due to COVID quarantine*



## 4. I can use self-evaluation and reflection to adjust my teaching based on student needs. (CAEP 4.4; InTASC 9)



110 = N (*aggregated*)

3.83 = Average

4.00 = Median

4.00 = Mode

0.38 = Standard Deviation

*\*Based on a 1-4 point scale*





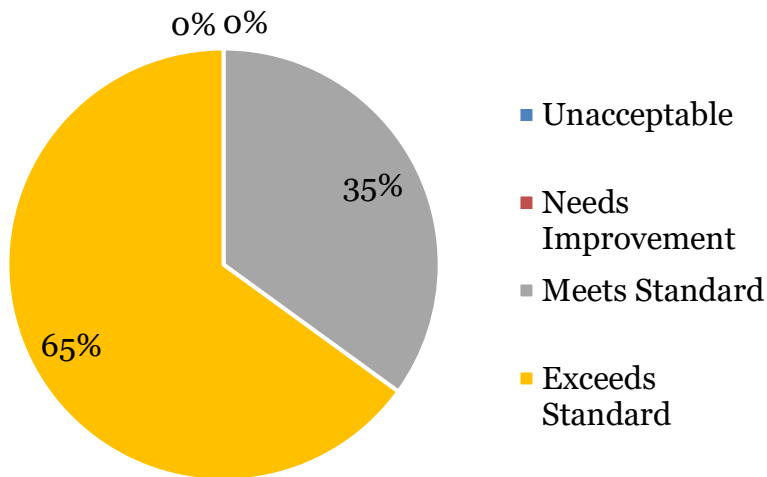
## 4. I can use self-evaluation and reflection to adjust my teaching based on student needs. (CAEP 4.4; InTASC 9)

	Elementary Education N= 74	Biology N= 1	English N= 4	History N= 5	Physical Education N= 2	Math N= 4	Music Education N= 10	Special Education N= 13
<b>1 – Strongly Disagree</b>	0%	†	†	†	†	†	0%	0%
<b>2 - Disagree</b>	0%	†	†	†	†	†	0%	0%
<b>3 - Agree</b>	19%	†	†	†	†	†	20%	15%
<b>4 – Strongly Agree</b>	81%	†	†	†	†	†	80%	85%

*\*Based on a 1-4 point scale † Low N Count of reported data due to COVID quarantine*



**5. I can differentiate instruction to meet the needs of all learners.  
(CAEP 4.4; InTASC 8)**



110 = N (*aggregated*)

3.65 = Average

4.00 = Median

4.00 = Mode

0.48 = Standard Deviation

*\*Based on a 1-4 point scale*



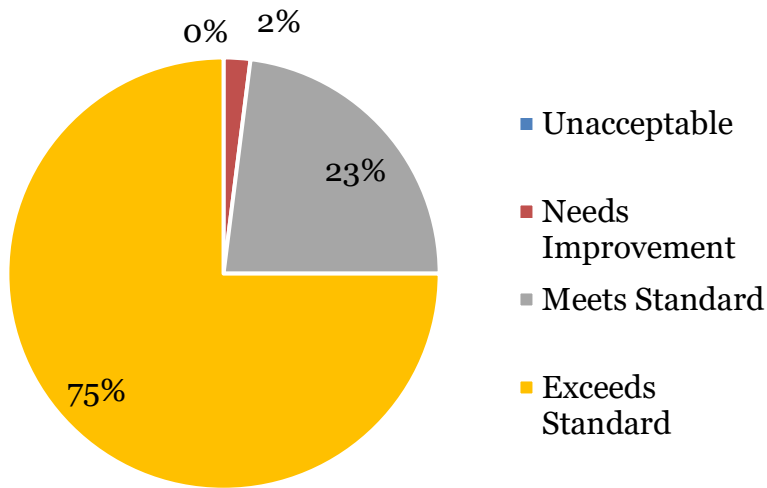
## 5. I can differentiate instruction to meet the needs of all learners. (CAEP 4.4; InTASC 8)

	Elementary Education N= 74	Biology N= 1	English N= 4	History N= 5	Physical Education N= 2	Math N= 4	Music Education N= 10	Special Education N= 13
<b>1 – Strongly Disagree</b>	0%	†	†	†	†	†	0%	0%
<b>2 - Disagree</b>	0%	†	†	†	†	†	0%	0%
<b>3 - Agree</b>	39%	†	†	†	†	†	50%	8%
<b>4 – Strongly Agree</b>	61%	†	†	†	†	†	50%	92%

*\*Based on a 1-4 point scale † Low N Count of reported data due to COVID quarantine*



## 6. I can effectively implement classroom management procedures. (CAEP 4.4; InTASC 3)



110 = N (*aggregated*)

3.74 = Average

4.00 = Median

4.00 = Mode

0.48 = Standard Deviation

*\*Based on a 1-4 point scale*



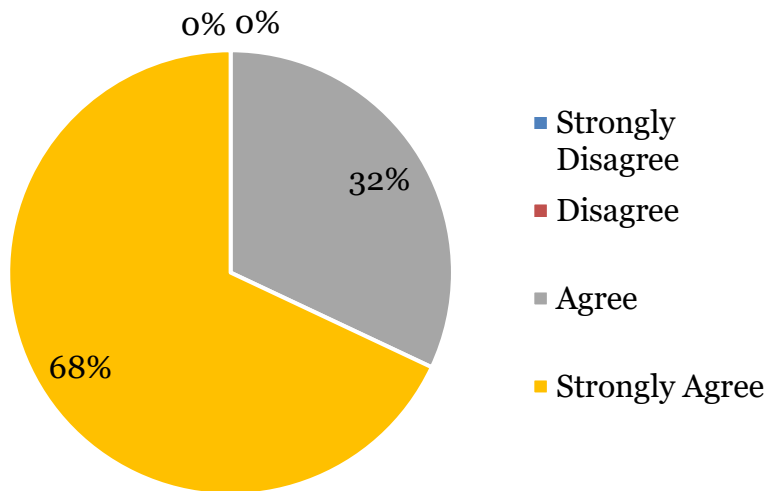
## 6. I can effectively implement classroom management procedures. (CAEP 4.4; InTASC 3)

	Elementary Education N= 74	Biology N= 1	English N= 4	History N= 5	Physical Education N= 2	Math N= 4	Music Education N= 10	Special Education N= 13
<b>1 – Strongly Disagree</b>	0%	†	†	†	†	†	0%	0%
<b>2 - Disagree</b>	3%	†	†	†	†	†	0%	0%
<b>3 - Agree</b>	18%	†	†	†	†	†	40%	46%
<b>4 – Strongly Agree</b>	80%	†	†	†	†	†	60%	54%

*\*Based on a 1-4 point scale † Low N Count of reported data due to COVID quarantine*



## 7. I can pace instruction to teach required content and keep learners engaged. (CAEP 4.4; InTASC 4)



110 = N (*aggregated*)

3.68 = Average

4.00 = Median

4.00 = Mode

0.47 = Standard Deviation

*\*Based on a 1-4 point scale*



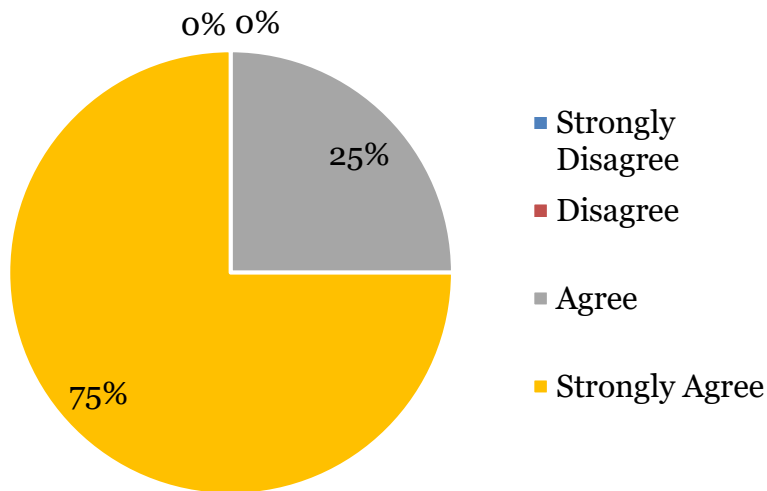
## 7. I can pace instruction to teach required content and keep learners engaged. (CAEP 4.4; InTASC 4)

	Elementary Education N= 74	Biology N= 1	English N= 4	History N= 5	Physical Education N= 2	Math N= 4	Music Education N= 10	Special Education N= 13
<b>1 – Strongly Disagree</b>	0%	†	†	†	†	†	0%	0%
<b>2 - Disagree</b>	0%	†	†	†	†	†	0%	0%
<b>3 - Agree</b>	27%	†	†	†	†	†	50%	46%
<b>4 – Strongly Agree</b>	73%	†	†	†	†	†	50%	54%

*\*Based on a 1-4 point scale † Low N Count of reported data due to COVID quarantine*



## 8. I can monitor learning, check for understanding, and provide appropriate feedback to students. (CAEP 4.4; InTASC 6)



110 = N (aggregated)

3.75 = Average

4.00 = Median

4.00 = Mode

0.44 = Standard Deviation

*\*Based on a 1-4 point scale*





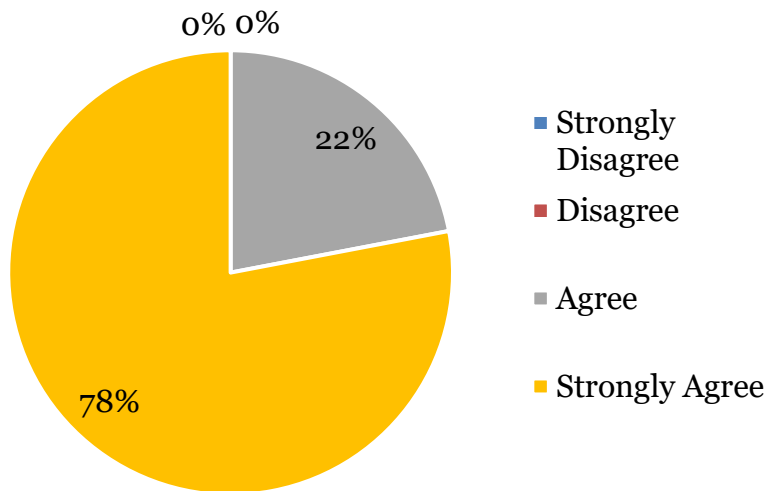
## 8. I can monitor learning, check for understanding, and provide appropriate feedback to students. (CAEP 4.4; InTASC 6)

	Elementary Education N= 74	Biology N= 1	English N= 4	History N= 5	Physical Education N= 2	Math N= 4	Music Education N= 10	Special Education N= 13
<b>1 – Strongly Disagree</b>	0%	†	†	†	†	†	0%	0%
<b>2 - Disagree</b>	0%	†	†	†	†	†	0%	0%
<b>3 - Agree</b>	20%	†	†	†	†	†	40%	31%
<b>4 – Strongly Agree</b>	80%	†	†	†	†	†	60%	69%

*\*Based on a 1-4 point scale † Low N Count of reported data due to COVID quarantine*



## 9. I can use a variety of effective teaching strategies. (CAEP 4.4; InTASC 5)



110 = N (*aggregated*)

3.78 = Average

4.00 = Median

4.00 = Mode

0.41 = Standard Deviation

*\*Based on a 1-4 point scale*



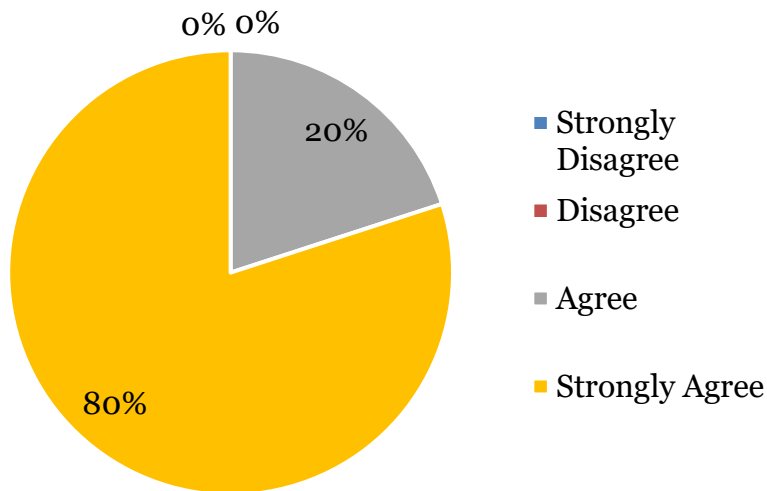
## 9. I can use a variety of effective teaching strategies. (CAEP 4.4; InTASC 5)

	Elementary Education N= 74	Biology N= 1	English N= 4	History N= 5	Physical Education N= 2	Math N= 4	Music Education N= 10	Special Education N= 13
<b>1 – Strongly Disagree</b>	0%	†	†	†	†	†	0%	0%
<b>2 - Disagree</b>	0%	†	†	†	†	†	0%	0%
<b>3 - Agree</b>	23%	†	†	†	†	†	30%	15%
<b>4 – Strongly Agree</b>	77%	†	†	†	†	†	70%	85%

*\*Based on a 1-4 point scale † Low N Count of reported data due to COVID quarantine*



## 10. I can use a variety of effective assessments that are aligned to the learning objective(s). (CAEP 4.4; InTASC 6)



110 = N (*aggregated*)

3.80 = Average

4.00 = Median

4.00 = Mode

0.40 = Standard Deviation

*\*Based on a 1-4 point scale*



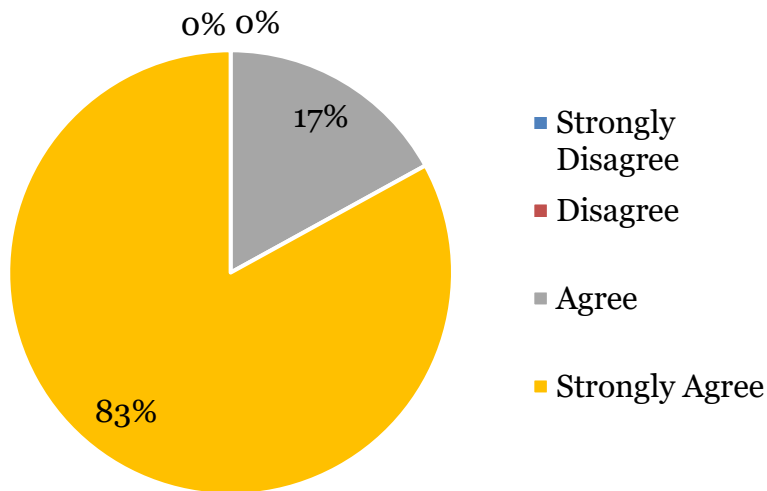
## 10. I can use a variety of effective assessments that are aligned to the learning objective(s). (CAEP 4.4; InTASC 6)

	Elementary Education N= 74	Biology N= 1	English N= 4	History N= 5	Physical Education N= 2	Math N= 4	Music Education N= 10	Special Education N= 13
<b>1 – Strongly Disagree</b>	0%	†	†	†	†	†	0%	0%
<b>2 - Disagree</b>	0%	†	†	†	†	†	0%	0%
<b>3 - Agree</b>	19%	†	†	†	†	†	40%	15%
<b>4 – Strongly Agree</b>	81%	†	†	†	†	†	60%	85%

*\*Based on a 1-4 point scale † Low N Count of reported data due to COVID quarantine*



## 11. I can effectively model and apply technology in my teaching. (CAEP 4.4; InTASC 4)



110 = N (*aggregated*)

3.83 = Average

4.00 = Median

4.00 = Mode

0.38 = Standard Deviation

*\*Based on a 1-4 point scale*



## 11. I can effectively model and apply technology in my teaching. (CAEP 4.4; InTASC 4)

	Elementary Education N= 74	Biology N= 1	English N= 4	History N= 5	Physical Education N= 2	Math N= 4	Music Education N= 10	Special Education N= 13
<b>1 – Strongly Disagree</b>	0%	†	†	†	†	†	0%	0%
<b>2 - Disagree</b>	0%	†	†	†	†	†	0%	0%
<b>3 - Agree</b>	16%	†	†	†	†	†	20%	15%
<b>4 – Strongly Agree</b>	84%	†	†	†	†	†	80%	85%

*\*Based on a 1-4 point scale † Low N Count of reported data due to COVID quarantine*



## FUTURE PLANS

