

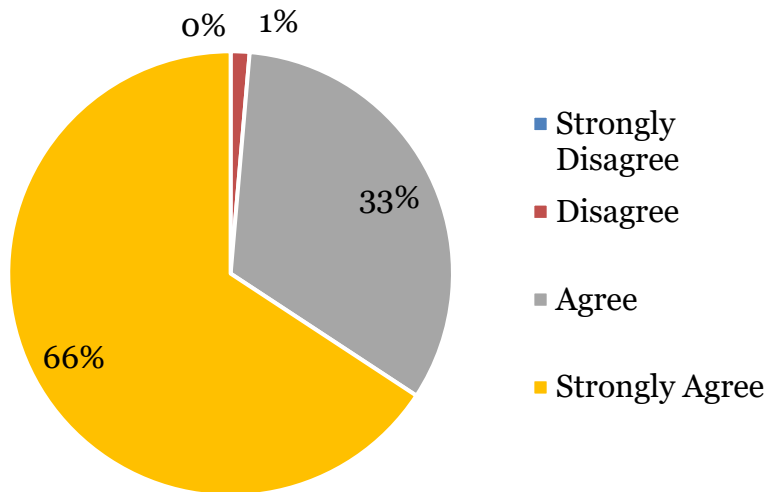


**TEACHER EDUCATION PREPARATION PROGRAM  
EXIT SURVEY  
Fall 2020**

*\*Based on a 1-4 point scale*



# 1. I am adequately prepared to teach in the content/subject area(s) of my degree. (CAEP 4.4; InTASC 4)



73 = N (*aggregated*)

3.64 = Average

4.00 = Median

4.00 = Mode

0.51 = Standard Deviation

*\*Based on a 1-4 point scale*



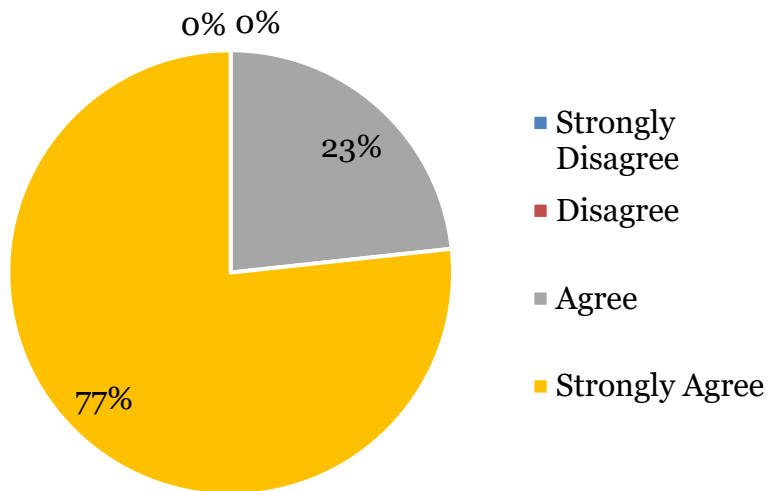
# 1. I am adequately prepared to teach in the content/subject area(s) of my degree. (CAEP 4.4; InTASC 4)

	Elementary Education n=39	Biology n=2	English n=4	History n=4	Physical Education n=5	Math n=3	Music Education n=15	Special Education n=1
<b>1 – Strongly Disagree</b>	0%	†	†	†	†	†	0%	†
<b>2 - Disagree</b>	3%	†	†	†	†	†	0%	†
<b>3 - Agree</b>	23%	†	†	†	†	†	40%	†
<b>4 – Strongly Agree</b>	74%	†	†	†	†	†	60%	†

*\*Based on a 1-4 point scale † Low N Count of reported data due to COVID quarantine*



## 2. I can write learning objectives based on College- and Career-Ready Standards and/or state/national standards. (CAEP 4.4; InTASC 7)



73 = N (*aggregated*)

3.77 = Average

4.00 = Median

4.00 = Mode

0.43 = Standard Deviation

*\*Based on a 1-4 point scale*



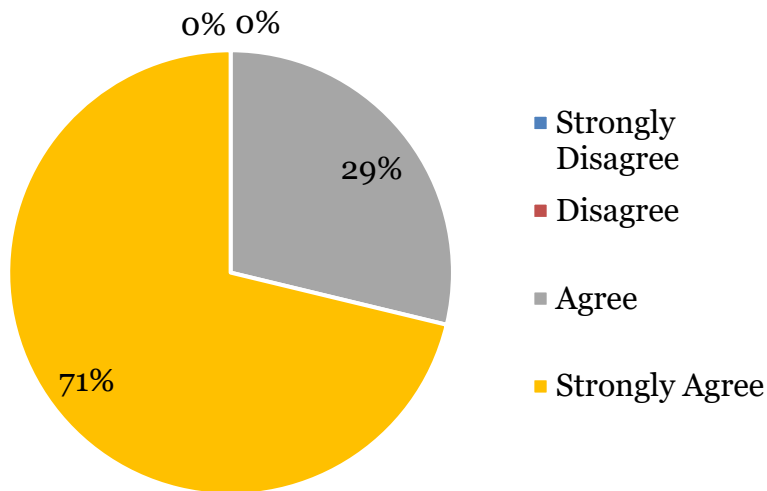
## 2. I can write learning objectives based on College- and Career-Ready Standards and/or state/national standards. (CAEP 4.4; InTASC 7)

	Elementary Education n=39	Biology n=2	English n=4	History n=4	Physical Education n=5	Math n=3	Music Education n=15	Special Education n=1
<b>1 – Strongly Disagree</b>	0%	†	†	†	†	†	0%	†
<b>2 - Disagree</b>	0%	†	†	†	†	†	0%	†
<b>3 - Agree</b>	23%	†	†	†	†	†	20%	†
<b>4 – Strongly Agree</b>	77%	†	†	†	†	†	80%	†

*\*Based on a 1-4 point scale † Low N Count of reported data due to COVID quarantine*



### 3. I can write engaging lesson plans that result in student learning outcomes. (CAEP 4.4; InTASC 7)



73 = N (*aggregated*)

3.71 = Average

4.00 = Median

4.00 = Mode

0.46 = Standard Deviation

*\*Based on a 1-4 point scale*



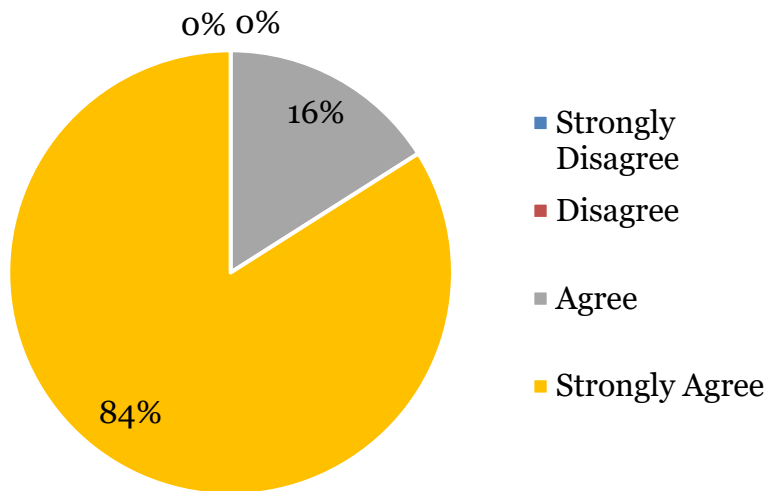
### 3. I can write engaging lesson plans that result in student learning outcomes. (CAEP 4.4; InTASC 7)

	Elementary Education n=39	Biology n=2	English n=4	History n=4	Physical Education n=5	Math n=3	Music Education n=15	Special Education n=1
<b>1 – Strongly Disagree</b>	0%	†	†	†	†	†	0%	†
<b>2 - Disagree</b>	0%	†	†	†	†	†	0%	†
<b>3 - Agree</b>	21%	†	†	†	†	†	27%	†
<b>4 – Strongly Agree</b>	79%	†	†	†	†	†	73%	†

*\*Based on a 1-4 point scale † Low N Count of reported data due to COVID quarantine*



## 4. I can use self-evaluation and reflection to adjust my teaching based on student needs. (CAEP 4.4; InTASC 9)



73 = N (*aggregated*)

3.84 = Average

4.00 = Median

4.00 = Mode

0.37 = Standard Deviation

*\*Based on a 1-4 point scale*





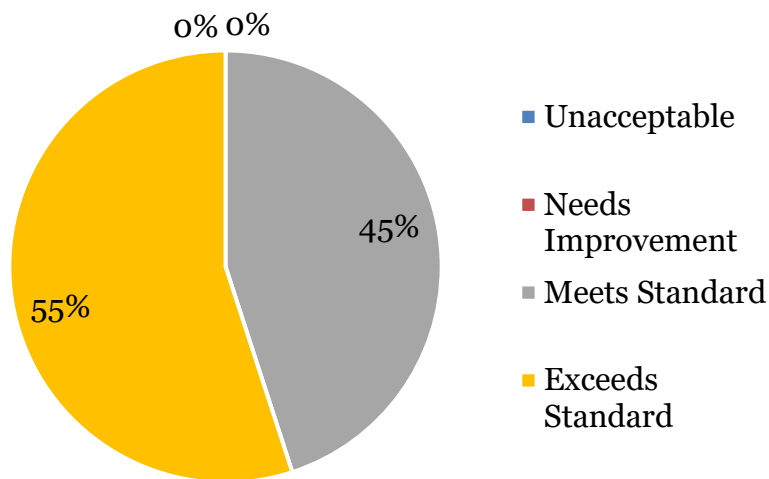
## 4. I can use self-evaluation and reflection to adjust my teaching based on student needs. (CAEP 4.4; InTASC 9)

	Elementary Education n=39	Biology n=2	English n=4	History n=4	Physical Education n=5	Math n=3	Music Education n=15	Special Education n=1
<b>1 – Strongly Disagree</b>	0%	†	†	†	†	†	0%	†
<b>2 - Disagree</b>	0%	†	†	†	†	†	0%	†
<b>3 - Agree</b>	8%	†	†	†	†	†	13%	†
<b>4 – Strongly Agree</b>	92%	†	†	†	†	†	87%	†

*\*Based on a 1-4 point scale † Low N Count of reported data due to COVID quarantine*



## 5. I can differentiate instruction to meet the needs of all learners. (CAEP 4.4; InTASC 8)



73 = N (*aggregated*)

3.55 = Average

4.00 = Median

4.00 = Mode

0.50 = Standard Deviation

*\*Based on a 1-4 point scale*



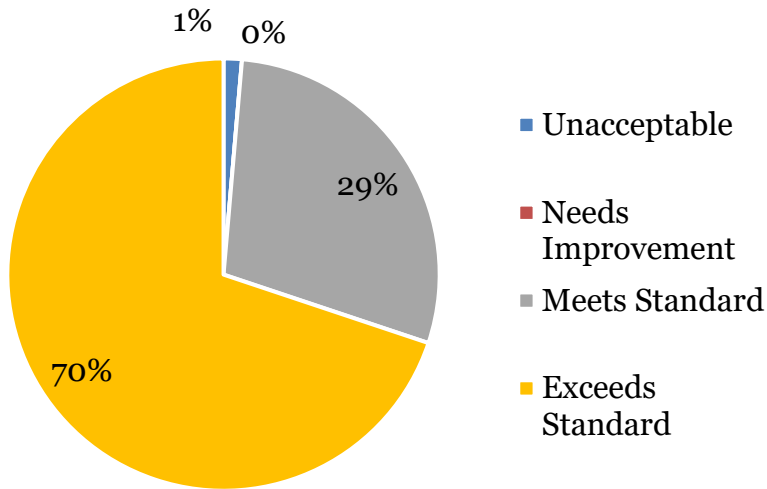
## 5. I can differentiate instruction to meet the needs of all learners. (CAEP 4.4; InTASC 8)

	Elementary Education n=39	Biology n=2	English n=4	History n=4	Physical Education n=5	Math n=3	Music Education n=15	Special Education n=1
<b>1 – Strongly Disagree</b>	0%	†	†	†	†	†	0%	†
<b>2 - Disagree</b>	0%	†	†	†	†	†	0%	†
<b>3 - Agree</b>	36%	†	†	†	†	†	53%	†
<b>4 – Strongly Agree</b>	64%	†	†	†	†	†	47%	†

*\*Based on a 1-4 point scale † Low N Count of reported data due to COVID quarantine*



## 6. I can effectively implement classroom management procedures. (CAEP 4.4; InTASC 3)



73 = N (aggregated)

3.67 = Average

4.00 = Median

4.00 = Mode

0.55 = Standard Deviation

*\*Based on a 1-4 point scale*



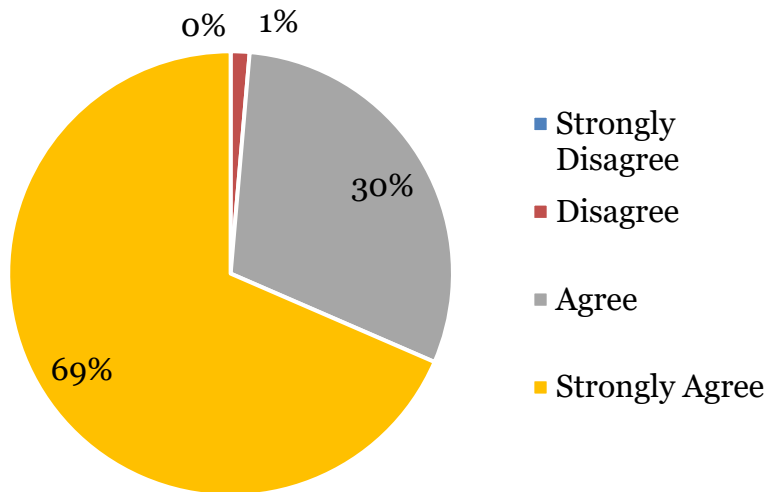
## 6. I can effectively implement classroom management procedures. (CAEP 4.4; InTASC 3)

	Elementary Education n=39	Biology n=2	English n=4	History n=4	Physical Education n=5	Math n=3	Music Education n=15	Special Education n=1
<b>1 – Strongly Disagree</b>	3%	†	†	†	†	†	0%	†
<b>2 - Disagree</b>	0%	†	†	†	†	†	0%	†
<b>3 - Agree</b>	15%	†	†	†	†	†	40%	†
<b>4 – Strongly Agree</b>	82%	†	†	†	†	†	60%	†

*\*Based on a 1-4 point scale † Low N Count of reported data due to COVID quarantine*



## 7. I can pace instruction to teach required content and keep learners engaged. (CAEP 4.4; InTASC 4)



73 = N (*aggregated*)

3.67 = Average

4.00 = Median

4.00 = Mode

0.50 = Standard Deviation

*\*Based on a 1-4 point scale*



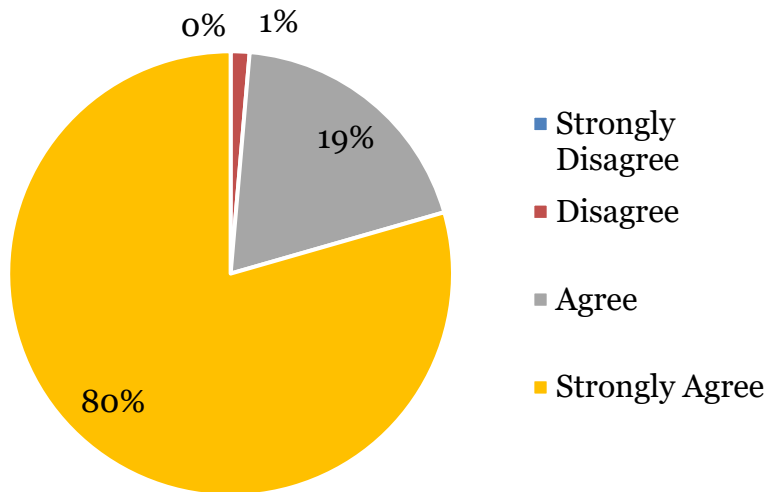
## 7. I can pace instruction to teach required content and keep learners engaged. (CAEP 4.4; InTASC 4)

	Elementary Education n=39	Biology n=2	English n=4	History n=4	Physical Education n=5	Math n=3	Music Education n=15	Special Education n=1
<b>1 – Strongly Disagree</b>	0%	†	†	†	†	†	0%	†
<b>2 - Disagree</b>	0%	†	†	†	†	†	0%	†
<b>3 - Agree</b>	26%	†	†	†	†	†	27%	†
<b>4 – Strongly Agree</b>	74%	†	†	†	†	†	73%	†

*\*Based on a 1-4 point scale † Low N Count of reported data due to COVID quarantine*



## 8. I can monitor learning, check for understanding, and provide appropriate feedback to students. (CAEP 4.4; InTASC 6)



73 = N (aggregated)

3.78 = Average

4.00 = Median

4.00 = Mode

0.45 = Standard Deviation

*\*Based on a 1-4 point scale*





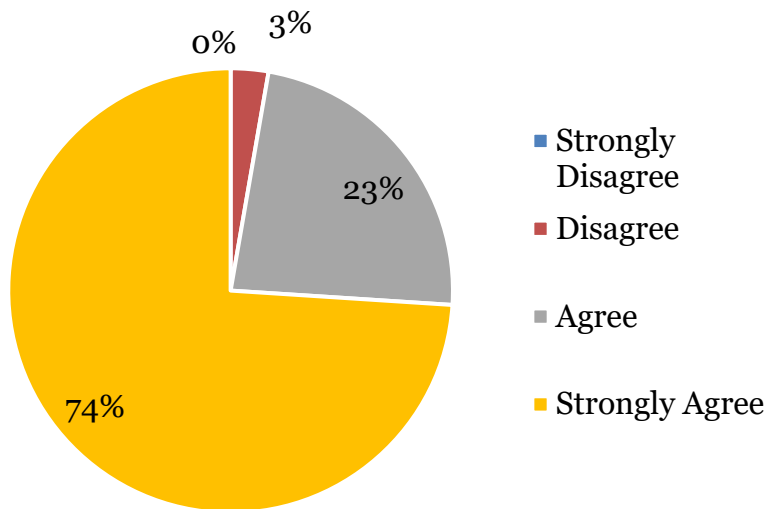
## 8. I can monitor learning, check for understanding, and provide appropriate feedback to students. (CAEP 4.4; InTASC 6)

	Elementary Education n=39	Biology n=2	English n=4	History n=4	Physical Education n=5	Math n=3	Music Education n=15	Special Education n=1
<b>1 – Strongly Disagree</b>	0%	†	†	†	†	†	0%	†
<b>2 - Disagree</b>	0%	†	†	†	†	†	0%	†
<b>3 - Agree</b>	13%	†	†	†	†	†	20%	†
<b>4 – Strongly Agree</b>	87%	†	†	†	†	†	80%	†

*\*Based on a 1-4 point scale † Low N Count of reported data due to COVID quarantine*



## 9. I can use a variety of effective teaching strategies. (CAEP 4.4; InTASC 5)



73 = N (*aggregated*)

3.71 = Average

4.00 = Median

4.00 = Mode

0.51 = Standard Deviation

*\*Based on a 1-4 point scale*



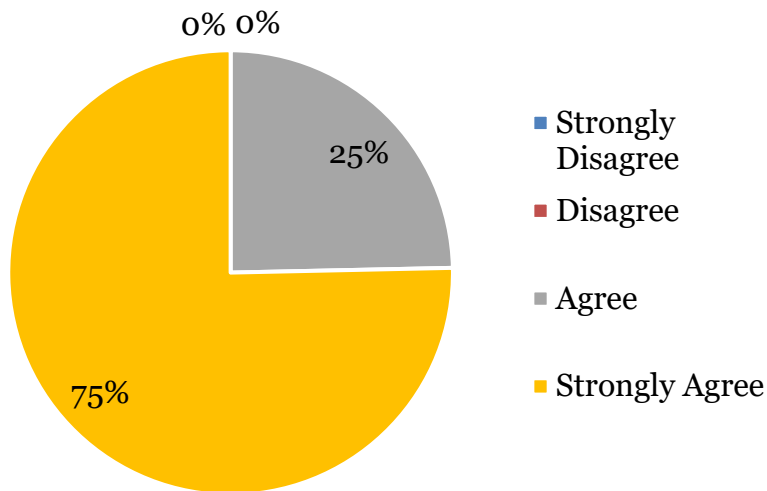
## 9. I can use a variety of effective teaching strategies. (CAEP 4.4; InTASC 5)

	Elementary Education n=39	Biology n=2	English n=4	History n=4	Physical Education n=5	Math n=3	Music Education n=15	Special Education n=1
<b>1 – Strongly Disagree</b>	0%	†	†	†	†	†	0%	†
<b>2 - Disagree</b>	0%	†	†	†	†	†	0%	†
<b>3 - Agree</b>	21%	†	†	†	†	†	20%	†
<b>4 – Strongly Agree</b>	79%	†	†	†	†	†	80%	†

*\*Based on a 1-4 point scale † Low N Count of reported data due to COVID quarantine*



## 10. I can use a variety of effective assessments that are aligned to the learning objective(s). (CAEP 4.4; InTASC 6)



73 = N (*aggregated*)

3.75 = Average

4.00 = Median

4.00 = Mode

0.43 = Standard Deviation

*\*Based on a 1-4 point scale*



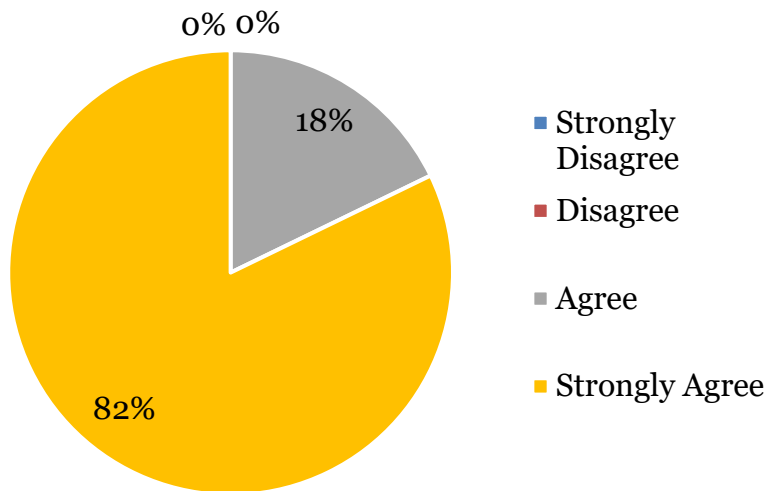
## 10. I can use a variety of effective assessments that are aligned to the learning objective(s). (CAEP 4.4; InTASC 6)

	Elementary Education n=39	Biology n=2	English n=4	History n=4	Physical Education n=5	Math n=3	Music Education n=15	Special Education n=1
<b>1 – Strongly Disagree</b>	0%	†	†	†	†	†	0%	†
<b>2 - Disagree</b>	0%	†	†	†	†	†	0%	†
<b>3 - Agree</b>	15%	†	†	†	†	†	27%	†
<b>4 – Strongly Agree</b>	85%	†	†	†	†	†	73%	†

*\*Based on a 1-4 point scale † Low N Count of reported data due to COVID quarantine*



## 11. I can effectively model and apply technology in my teaching. (CAEP 4.4; InTASC 4)



73 = N (*aggregated*)

3.82 = Average

4.00 = Median

4.00 = Mode

0.39 = Standard Deviation

*\*Based on a 1-4 point scale*



## 11. I can effectively model and apply technology in my teaching. (CAEP 4.4; InTASC 4)

	Elementary Education n=39	Biology n=2	English n=4	History n=4	Physical Education n=5	Math n=3	Music Education n=15	Special Education n=1
<b>1 – Strongly Disagree</b>	0%	†	†	†	†	†	0%	†
<b>2 - Disagree</b>	0%	†	†	†	†	†	0%	†
<b>3 - Agree</b>	10%	†	†	†	†	†	13%	†
<b>4 – Strongly Agree</b>	90%	†	†	†	†	†	87%	†

*\*Based on a 1-4 point scale † Low N Count of reported data due to COVID quarantine*



## FUTURE PLANS

