


**Summary Institution-Level Pass Rate Data: *Alternative Teacher Preparation Program Within IHE***

		<b>HEOA - Title II 2019 - 2020 Academic Year</b>				
<b>Institution Name</b>		UNIV OF SOUTHERN MISSISSIPPI				
<b>Institution Code</b>		1479				
<b>State</b>		Mississippi				
						<i>April 5, 2021</i>
				<b>Statewide</b>		
<b>Group</b>	<b>Number Taking Assessment<sup>1</sup></b>	<b>Number Passing Assessment<sup>2</sup></b>	<b>Institutional Pass Rate</b>	<b>Number Taking Assessment<sup>1</sup></b>	<b>Number Passing Assessment<sup>2</sup></b>	<b>Statewide Pass Rate</b>
All program completers, 2019-20	12	12	100%	385	342	89%
All program completers, 2018-19	6			433	404	93%
All program completers, 2017-18	4			424	395	93%
All program completers, combined 2017/18-2019/20 <sup>3</sup>	22	22	100%			


Note: In cases where there are less than ten students taking the assessment or license/certificate, the number passing and pass rate are not reported.

<sup>1</sup> Number of completers taking one or more assessments within their area of specialization.


<sup>2</sup> Summary level "Number Taking Assessment" may differ from assessment level "Number Taking Assessment" because each student is counted once at the summary level but may be counted in multiple assessments at the assessment level.

<sup>3</sup> When two or more completer groups have fewer than ten completers, data is combined across the three completer years into an additional completer group for the Summary pass rates.


**Single Assessment Institution-Level Pass Rate Data: Alternative Teacher Preparation Program Within IHE**

		<b>HEOA - Title II 2019 - 2020 Academic Year</b>					Statewide <span style="float: right; font-size: small;">April 5, 2021</span>						
Institution Name		UNIV OF SOUTHERN MISSISSIPPI					Number Taking Assessment		Number Passing Assessment		Statewide Pass Rate	Statewide Average Scaled Score	
Institution Code		1479					Number Taking Assessment		Number Passing Assessment		Statewide Pass Rate	Statewide Average Scaled Score	
State		Mississippi					Number Taking Assessment		Number Passing Assessment		Statewide Pass Rate	Statewide Average Scaled Score	
Assessment Information <sup>1</sup>		Group	Number Taking Assessment	Number Passing Assessment	Institutional Pass Rate	Institutional Average Scaled Score	Assessment Cut Score <sup>2</sup>	Number Taking Assessment		Number Passing Assessment		Statewide Pass Rate	Statewide Average Scaled Score
<b>ART CONTENT KNOWLEDGE (5134)</b>  Test Company: ETS Score Range: 100-200	All enrolled students who have completed all nonclinical courses, 2019-20												
	Other enrolled students, 2019-20		2				158	22	16	73%	161		
	All program completers, 2019-20							5					
	All program completers, 2018-19							7					
	All program completers, 2017-18							3					
<b>BIOLOGY CONTENT KNOWLEDGE (0235)</b>  Test Company: ETS Score Range: 100-200	All enrolled students who have completed all nonclinical courses, 2019-20							3					
	Other enrolled students, 2019-20		5				150	79	62	78%	155		
	All program completers, 2019-20		3				150	31	31	100%	160		
	All program completers, 2018-19							32	32	100%	160		
	All program completers, 2017-18		2				150	38	38	100%	161		
<b>BUSINESS ED CONTENT KNOWLEDGE (5101)</b>  Test Company: ETS Score Range: 100-200	All enrolled students who have completed all nonclinical courses, 2019-20							3					
	Other enrolled students, 2019-20		1				153	20	18	90%	161		
	All program completers, 2019-20							5					
	All program completers, 2018-19							12	12	100%	168		
	All program completers, 2017-18							12	12	100%	167		
<b>CHEMISTRY CONTENT KNOWLEDGE (0245)</b>  Test Company: ETS Score Range: 100-200	All enrolled students who have completed all nonclinical courses, 2019-20												
	Other enrolled students, 2019-20							11	9	82%	160		
	All program completers, 2019-20							7					
	All program completers, 2018-19		1				151	3					
	All program completers, 2017-18							1					

Single Assessment Institution-Level Pass Rate Data: *Alternative Teacher Preparation Program Within IHE*

		<b>HEOA - Title II 2019 - 2020 Academic Year</b>									
Institution Name		UNIV OF SOUTHERN MISSISSIPPI									
Institution Code		1479									
State		Mississippi									
							April 5, 2021				
Assessment Information <sup>1</sup>		Group		Number Taking Assessment	Number Passing Assessment	Institutional Pass Rate	Institutional Average Scaled Score	Assessment Cut Score <sup>2</sup>	Statewide		
									Number Taking Assessment	Number Passing Assessment	Statewide Pass Rate
<b>CORE ACADEMIC SKILLS FOR ED: MATH (5732)</b>  Test Company: ETS Score Range: 100-200	All enrolled students who have completed all nonclinical courses, 2019-20		2				150	42	13	31%	132
	Other enrolled students, 2019-20		3				150	548	186	34%	135
	All program completers, 2019-20		3				150	129	97	75%	154
	All program completers, 2018-19							170	150	88%	158
	All program completers, 2017-18		2				150	206	183	89%	158
<b>CORE ACADEMIC SKILLS FOR ED: READING (5712)</b>  Test Company: ETS Score Range: 100-200	All enrolled students who have completed all nonclinical courses, 2019-20		2				156	50	30	60%	156
	Other enrolled students, 2019-20		3				156	625	416	67%	159
	All program completers, 2019-20		2				156	121	117	97%	173
	All program completers, 2018-19							163	160	98%	175
	All program completers, 2017-18		1				156	206	204	99%	177
<b>CORE ACADEMIC SKILLS FOR ED: WRITING (5722)</b>  Test Company: ETS Score Range: 100-200	All enrolled students who have completed all nonclinical courses, 2019-20		2				162	49	16	33%	152
	Other enrolled students, 2019-20		3				162	592	265	45%	156
	All program completers, 2019-20		2				162	130	113	87%	166
	All program completers, 2018-19		1				162	169	148	88%	166
	All program completers, 2017-18		1				162	205	192	94%	167
<b>CORE ACADEMIC SKILLS FOR EDUCATORS: MATH (5733)</b>  Test Company: ETS Score Range: 100-200	All enrolled students who have completed all nonclinical courses, 2019-20							19	16	84%	143
	Other enrolled students, 2019-20		1				130	261	222	85%	147
	All program completers, 2019-20							11	11	100%	148
	All program completers, 2018-19										
	All program completers, 2017-18							1			


**Single Assessment Institution-Level Pass Rate Data: Alternative Teacher Preparation Program Within IHE**

	<b>HEOA - Title II 2019 - 2020 Academic Year</b>
	<b>Institution Name</b> UNIV OF SOUTHERN MISSISSIPPI
	<b>Institution Code</b> 1479
	<b>State</b> Mississippi


April 5, 2021

Assessment Information <sup>1</sup>	Group	Number Taking Assessment	Number Passing Assessment	Institutional Pass Rate	Institutional Average Scaled Score	Assessment Cut Score <sup>2</sup>	Statewide			
							Number Taking Assessment	Number Passing Assessment	Statewide Pass Rate	Statewide Average Scaled Score
<b>CORE ACADEMIC SKILLS FOR EDUCATORS: READING (5713)</b>  Test Company: ETS Score Range: 100-200	All enrolled students who have completed all nonclinical courses, 2019-20						7			
	Other enrolled students, 2019-20	2				156	135	76	56%	157
	All program completers, 2019-20						2			
	All program completers, 2018-19									
	All program completers, 2017-18									
<b>CORE ACADEMIC SKILLS FOR EDUCATORS: WRITING (5723)</b>  Test Company: ETS Score Range: 100-200	All enrolled students who have completed all nonclinical courses, 2019-20						10	5	50%	156
	Other enrolled students, 2019-20	3				162	194	62	32%	154
	All program completers, 2019-20						4			
	All program completers, 2018-19						1			
	All program completers, 2017-18									
<b>ECONOMICS (5911)</b>  Test Company: ETS Score Range: 100-200	All enrolled students who have completed all nonclinical courses, 2019-20									
	Other enrolled students, 2019-20									
	All program completers, 2019-20						1			
	All program completers, 2018-19									
	All program completers, 2017-18						1			
<b>ELEM ED CONTENT KNOWLEDGE (DISCONTINUED) (5014)</b>  Test Company: ETS Score Range: 100-200	All enrolled students who have completed all nonclinical courses, 2019-20									
	Other enrolled students, 2019-20									
	All program completers, 2019-20									
	All program completers, 2018-19									
	All program completers, 2017-18						4			

**Single Assessment Institution-Level Pass Rate Data: Alternative Teacher Preparation Program Within IHE**

		<b>HEOA - Title II 2019 - 2020 Academic Year</b>					Statewide <span style="float: right; font-size: small;">April 5, 2021</span>					
<b>Institution Name</b>		UNIV OF SOUTHERN MISSISSIPPI					<b>Number Taking Assessment</b>		<b>Number Passing Assessment</b>		<b>Statewide Pass Rate</b>	
<b>Institution Code</b>		1479					<b>Assessment Cut Score<sup>2</sup></b>		<b>Statewide Average Scaled Score</b>		<b>Statewide Average Scaled Score</b>	
<b>State</b>		Mississippi										
<b>Assessment Information<sup>1</sup></b>		<b>Group</b>		<b>Number Taking Assessment</b>	<b>Number Passing Assessment</b>	<b>Institutional Pass Rate</b>	<b>Institutional Average Scaled Score</b>	<b>Assessment Cut Score<sup>2</sup></b>	<b>Number Taking Assessment</b>	<b>Number Passing Assessment</b>	<b>Statewide Pass Rate</b>	<b>Statewide Average Scaled Score</b>
<b>ELEM ED CONTENT KNOWLEDGE (5018)</b>  <i>Test Company: ETS</i> <i>Score Range: 100-200</i>	All enrolled students who have completed all nonclinical courses, 2019-20								5			
	Other enrolled students, 2019-20								63	60	95%	172
	All program completers, 2019-20								33	32	97%	172
	All program completers, 2018-19								41	41	100%	174
	All program completers, 2017-18								65	65	100%	172
<b>ELEM ED CURR INSTRUC ASSESSMENT (5017)</b>  <i>Test Company: ETS</i> <i>Score Range: 100-200</i>	All enrolled students who have completed all nonclinical courses, 2019-20											
	Other enrolled students, 2019-20								3			
	All program completers, 2019-20											
	All program completers, 2018-19								1			
	All program completers, 2017-18											
<b>ENGLISH LANGUAGE ARTS: CK (5038)</b>  <i>Test Company: ETS</i> <i>Score Range: 100-200</i>	All enrolled students who have completed all nonclinical courses, 2019-20		2					167	16	10	63%	169
	Other enrolled students, 2019-20		3					167	118	99	84%	174
	All program completers, 2019-20		2					167	51	50	98%	178
	All program completers, 2018-19		3					167	75	75	100%	177
	All program completers, 2017-18		1					167	50	50	100%	177
<b>FAMILY AND CONSUMER SCIENCES (5122)</b>  <i>Test Company: ETS</i> <i>Score Range: 100-200</i>	All enrolled students who have completed all nonclinical courses, 2019-20											
	Other enrolled students, 2019-20								5			
	All program completers, 2019-20								2			
	All program completers, 2018-19		1					153	2			
	All program completers, 2017-18								1			


**Single Assessment Institution-Level Pass Rate Data: Alternative Teacher Preparation Program Within IHE**

	<b>HEOA - Title II 2019 - 2020 Academic Year</b>	
	Institution Name	UNIV OF SOUTHERN MISSISSIPPI
	Institution Code	1479
	State	Mississippi

April 5, 2021

Assessment Information <sup>1</sup>	Group	Number Taking Assessment	Number Passing Assessment	Institutional Pass Rate	Institutional Average Scaled Score	Assessment Cut Score <sup>2</sup>	Statewide			
							Number Taking Assessment	Number Passing Assessment	Statewide Pass Rate	Statewide Average Scaled Score
<b>FRENCH WORLD LANGUAGE (5174)</b>  Test Company: ETS Score Range: 100-200	All enrolled students who have completed all nonclinical courses, 2019-20									
	Other enrolled students, 2019-20						1			
	All program completers, 2019-20						1			
	All program completers, 2018-19									
	All program completers, 2017-18									
<b>HEALTH EDUCATION (5551)</b>  Test Company: ETS Score Range: 100-200	All enrolled students who have completed all nonclinical courses, 2019-20						4			
	Other enrolled students, 2019-20						72	67	93%	159
	All program completers, 2019-20						32	32	100%	160
	All program completers, 2018-19						27	27	100%	159
	All program completers, 2017-18						20	20	100%	162
<b>LATIN (5601)</b>  Test Company: ETS Score Range: 100-200	All enrolled students who have completed all nonclinical courses, 2019-20									
	Other enrolled students, 2019-20									
	All program completers, 2019-20									
	All program completers, 2018-19						1			
	All program completers, 2017-18									
<b>LIBRARY MEDIA SPECIALIST (5311)</b>  Test Company: ETS Score Range: 100-200	All enrolled students who have completed all nonclinical courses, 2019-20									
	Other enrolled students, 2019-20									
	All program completers, 2019-20									
	All program completers, 2018-19									
	All program completers, 2017-18						3			


**Single Assessment Institution-Level Pass Rate Data: Alternative Teacher Preparation Program Within IHE**

	<b>HEOA - Title II 2019 - 2020 Academic Year</b>	
	Institution Name	UNIV OF SOUTHERN MISSISSIPPI
	Institution Code	1479
	State	Mississippi

April 5, 2021

Assessment Information <sup>1</sup>	Group	Number Taking Assessment	Number Passing Assessment	Institutional Pass Rate	Institutional Average Scaled Score	Assessment Cut Score <sup>2</sup>	Statewide			
							Number Taking Assessment	Number Passing Assessment	Statewide Pass Rate	Statewide Average Scaled Score
<b>MARKETING EDUCATION (5561)</b>  Test Company: ETS Score Range: 100-200	All enrolled students who have completed all nonclinical courses, 2019-20									
	Other enrolled students, 2019-20						1			
	All program completers, 2019-20						2			
	All program completers, 2018-19									
	All program completers, 2017-18									
<b>MATHEMATICS CONTENT KNOWLEDGE (5161)</b>  Test Company: ETS Score Range: 100-200	All enrolled students who have completed all nonclinical courses, 2019-20	1				152	7			
	Other enrolled students, 2019-20						32	9	28%	135
	All program completers, 2019-20						14	14	100%	162
	All program completers, 2018-19						15	15	100%	163
	All program completers, 2017-18						8			
<b>MIDDLE SCHOOL SOCIAL STUDIES (5089)</b>  Test Company: ETS Score Range: 100-200	All enrolled students who have completed all nonclinical courses, 2019-20									
	Other enrolled students, 2019-20						1			
	All program completers, 2019-20									
	All program completers, 2018-19									
	All program completers, 2017-18									
<b>MUSIC CONTENT KNOWLEDGE (0113)</b>  Test Company: ETS Score Range: 100-200	All enrolled students who have completed all nonclinical courses, 2019-20						3			
	Other enrolled students, 2019-20						5			
	All program completers, 2019-20						1			
	All program completers, 2018-19						3			
	All program completers, 2017-18						1			

**Single Assessment Institution-Level Pass Rate Data: Alternative Teacher Preparation Program Within IHE**


	<b>HEOA - Title II 2019 - 2020 Academic Year</b>
	<b>Institution Name</b> UNIV OF SOUTHERN MISSISSIPPI
	<b>Institution Code</b> 1479
	<b>State</b> Mississippi

April 5, 2021

Assessment Information <sup>1</sup>	Group	Number Taking Assessment	Number Passing Assessment	Institutional Pass Rate	Institutional Average Scaled Score	Assessment Cut Score <sup>2</sup>	Statewide			
							Number Taking Assessment	Number Passing Assessment	Statewide Pass Rate	Statewide Average Scaled Score
<b>PHYSICAL ED CONTENT KNOWLEDGE (5091)</b>  Test Company: ETS Score Range: 100-200	All enrolled students who have completed all nonclinical courses, 2019-20						14	8	57%	143
	Other enrolled students, 2019-20	3				145	116	93	80%	149
	All program completers, 2019-20	1				145	34	33	97%	150
	All program completers, 2018-19	1				145	57	57	100%	152
	All program completers, 2017-18	1				145	52	52	100%	151
<b>PHYSICS CONTENT KNOWLEDGE (5265)</b>  Test Company: ETS Score Range: 100-200	All enrolled students who have completed all nonclinical courses, 2019-20									
	Other enrolled students, 2019-20									
	All program completers, 2019-20						1			
	All program completers, 2018-19						1			
	All program completers, 2017-18									
<b>PRINC LEARNING AND TEACHING 5-9 (5623)</b>  Test Company: ETS Score Range: 100-200	All enrolled students who have completed all nonclinical courses, 2019-20									
	Other enrolled students, 2019-20						2			
	All program completers, 2019-20						1			
	All program completers, 2018-19									
	All program completers, 2017-18						1			
<b>PRINC LEARNING AND TEACHING 7-12 (5624)</b>  Test Company: ETS Score Range: 100-200	All enrolled students who have completed all nonclinical courses, 2019-20						2			
	Other enrolled students, 2019-20						4			
	All program completers, 2019-20						14	13	93%	174
	All program completers, 2018-19						25	25	100%	177
	All program completers, 2017-18						1			




**Single Assessment Institution-Level Pass Rate Data: Alternative Teacher Preparation Program Within IHE**

	<b>HEOA - Title II 2019 - 2020 Academic Year</b>	
	Institution Name	UNIV OF SOUTHERN MISSISSIPPI
	Institution Code	1479
	State	Mississippi

April 5, 2021

Assessment Information <sup>1</sup>	Group	Number Taking Assessment	Number Passing Assessment	Institutional Pass Rate	Institutional Average Scaled Score	Assessment Cut Score <sup>2</sup>	Statewide			
							Number Taking Assessment	Number Passing Assessment	Statewide Pass Rate	Statewide Average Scaled Score
<b>PRINC LEARNING AND TEACHING K-6 (5622)</b>  Test Company: ETS Score Range: 100-200	All enrolled students who have completed all nonclinical courses, 2019-20									
	Other enrolled students, 2019-20						1			
	All program completers, 2019-20						3			
	All program completers, 2018-19						9			
	All program completers, 2017-18						1			
<b>SE CORE KNOWLEDGE &amp; APPLICATIONS (5354)</b>  Test Company: ETS Score Range: 100-200	All enrolled students who have completed all nonclinical courses, 2019-20									
	Other enrolled students, 2019-20						327	318	97%	162
	All program completers, 2019-20						112	112	100%	165
	All program completers, 2018-19						110	110	100%	165
	All program completers, 2017-18						113	113	100%	165
<b>SOCIAL STUDIES CONTENT KNOWLEDGE (0081)</b>  Test Company: ETS Score Range: 100-200	All enrolled students who have completed all nonclinical courses, 2019-20	1				150	12	11	92%	158
	Other enrolled students, 2019-20	3				150	90	60	67%	155
	All program completers, 2019-20	6				150	49	49	100%	165
	All program completers, 2018-19						44	44	100%	165
	All program completers, 2017-18						42	42	100%	162
<b>SPANISH WORLD LANGUAGE (5195)</b>  Test Company: ETS Score Range: 100-200	All enrolled students who have completed all nonclinical courses, 2019-20									
	Other enrolled students, 2019-20						11	10	91%	175
	All program completers, 2019-20						4			
	All program completers, 2018-19	1				160	6			
	All program completers, 2017-18						4			

**Single Assessment Institution-Level Pass Rate Data: Alternative Teacher Preparation Program Within IHE**

		<b>HEOA - Title II 2019 - 2020 Academic Year</b>								
Institution Name		UNIV OF SOUTHERN MISSISSIPPI								
Institution Code		1479								
State		Mississippi								
							<i>April 5, 2021</i> <b>Statewide</b>			
Assessment Information <sup>1</sup>	Group	Number Taking Assessment	Number Passing Assessment	Institutional Pass Rate	Institutional Average Scaled Score	Assessment Cut Score <sup>2</sup>	Number Taking Assessment	Number Passing Assessment	Statewide Pass Rate	Statewide Average Scaled Score
<b>SPEECH COMMUNICATION: CK (5221)</b>  <i>Test Company: ETS</i> <i>Score Range: 100-200</i>	All enrolled students who have completed all nonclinical courses, 2019-20									
	Other enrolled students, 2019-20						6			
	All program completers, 2019-20						2			
	All program completers, 2018-19						4			
	All program completers, 2017-18						5			
<b>SPEECH LANGUAGE PATHOLOGY (5331)</b>  <i>Test Company: ETS</i> <i>Score Range: 100-200</i>	All enrolled students who have completed all nonclinical courses, 2019-20									
	Other enrolled students, 2019-20						1			
	All program completers, 2019-20									
	All program completers, 2018-19									
	All program completers, 2017-18									
<b>FOUNDATIONS OF READING (ESP0090)</b>  <i>Test Company: E.S. Pearson*</i> <i>Score Range: 100-300</i>	All enrolled students who have completed all nonclinical courses, 2019-20						4			
	Other enrolled students, 2019-20						45	41	91%	241
	All program completers, 2019-20						28	28	100%	249
	All program completers, 2018-19						26	26	100%	249
	All program completers, 2017-18						11	9	82%	242

Note: In cases where there are less than ten students taking the assessment or license/certificate, the number passing and pass rate are not reported.

<sup>1</sup>Tests with multiple delivery options (computer, paper, etc.) will be noted with the assessment code for one format only.

<sup>2</sup>Cut scores may vary for groups depending upon when the cut scores are established by the state and when each group completed their teacher certification or licensure assessment.

\*Questions regarding tests listed by this testing company must be addressed to your state Title II Coordinator.