



TEACHER INTERN ASSESSMENT INSTRUMENT

Summative Aggregate Data

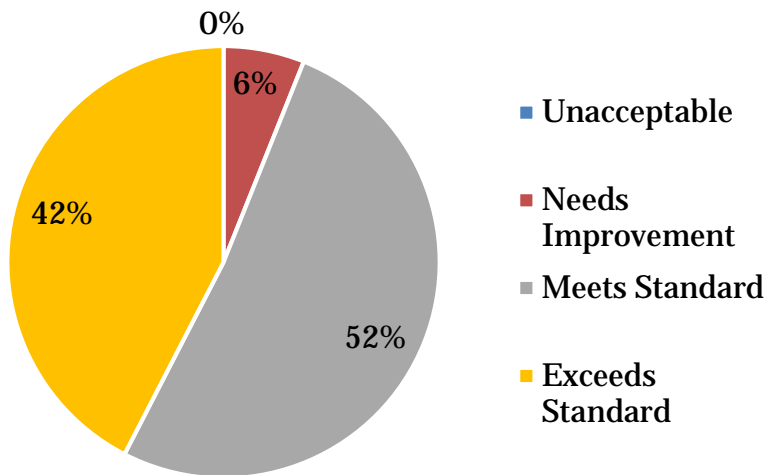
Fall 2018

**Based on a 0-3 point scale*



DOMAIN I: PLANNING & PREPARATION

1. Develops measurable and observable grade and subject level objectives that are aligned with appropriate state curricula frameworks. (CAEP 1.2; InTASC 7; TGR 1)



66 = N

2.36 = Average*

2.00 = Median

2.00 = Mode

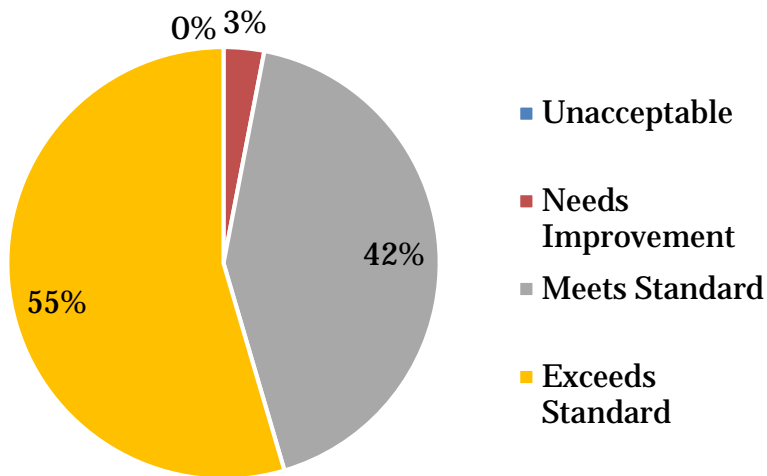
0.60 = Standard Deviation

**Based on a 0-3 point scale*



DOMAIN I: PLANNING & PREPARATION

2. Develops meaningful and authentic learning experiences that accommodate developmental and individual needs of all learners in the group. (CAEP 1.1; InTASC 2; TGR 2)



66 = N

2.52 = Average*

3.00 = Median

3.00 = Mode

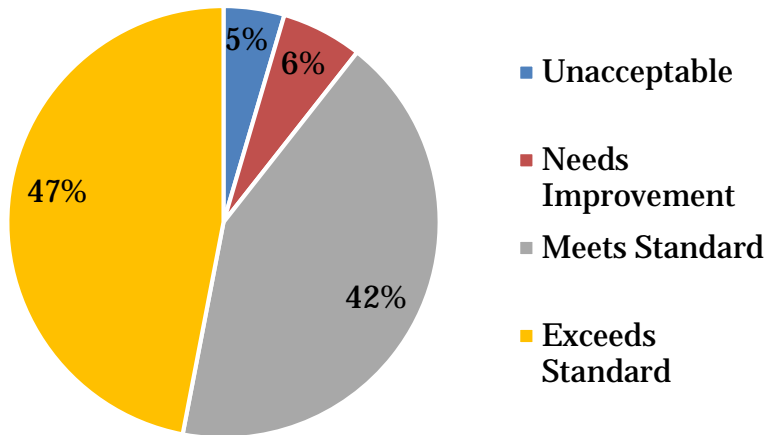
0.56 = Standard Deviation

**Based on a 0-3 point scale*



DOMAIN I: PLANNING & PREPARATION

3. Integrates core content knowledge across and within subject areas in lessons when appropriate. (CAEP 1.1; InTASC 7; TGR 4)



66 = N

2.32 = Average*

2.00 = Median

3.00 = Mode

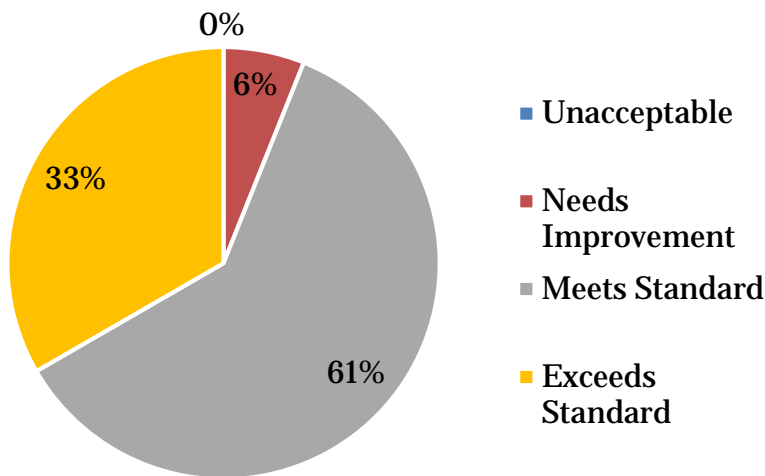
0.79 = Standard Deviation

**Based on a 0-3 point scale*



DOMAIN I: PLANNING & PREPARATION

4. Plans appropriate and sequential teaching procedures that include innovative introductions and closures. Teaching procedures incorporate different teaching strategies that positively impact student learning and development. (CAEP 1.5; InTASC 8; TGR 2)



66 = N

2.27 = Average*

2.00 = Median

2.00 = Mode

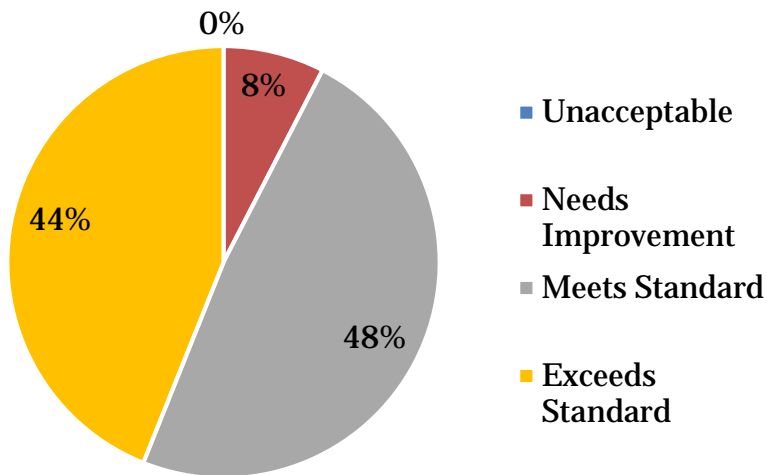
0.57 = Standard Deviation

**Based on a 0-3 point scale*



DOMAIN I: PLANNING & PREPARATION

5. Plans indicate use of appropriate assessments that effectively evaluate student learning and development. (CAEP 1.3; InTASC 6; TGR 3)



66 = N

2.36 = Average*

2.00 = Median

2.00 = Mode

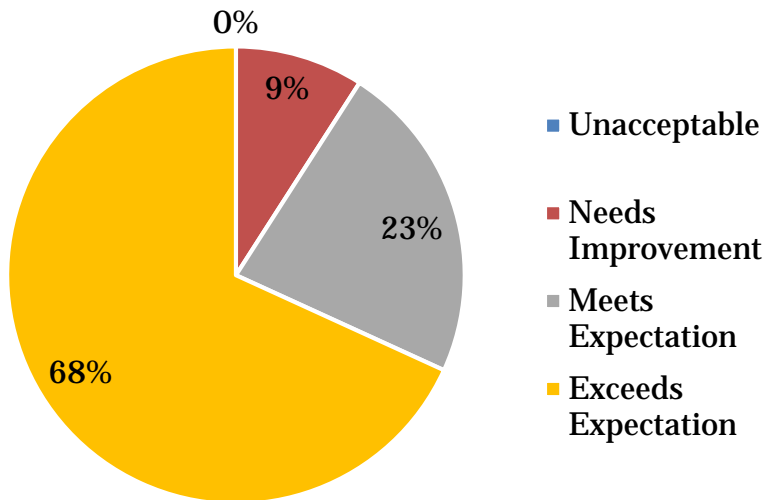
0.62 = Standard Deviation

**Based on a 0-3 point scale*



DOMAIN I: PLANNING & PREPARATION

6. Plans include technology that will engage students in analysis, creativity, and deeper learning experiences to improve student growth, development, and understanding. (CAEP 1.5; InTASC 7; TGR 6)



66 = N

2.59 = Average*

3.00 = Median

3.00 = Mode

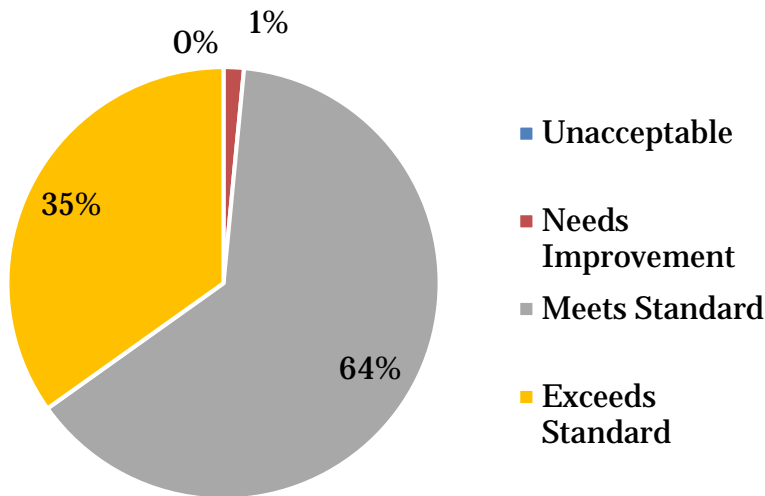
0.66 = Standard Deviation

**Based on a 0-3 point scale*



DOMAIN II: ASSESSMENT

7. Communicates assessment criteria and performance standards to the students and provides feedback to students about academic performance. (CAEP 1.2; InTASC 6; TGR 3)



66 = N

2.33 = Average*

2.00 = Median

2.00 = Mode

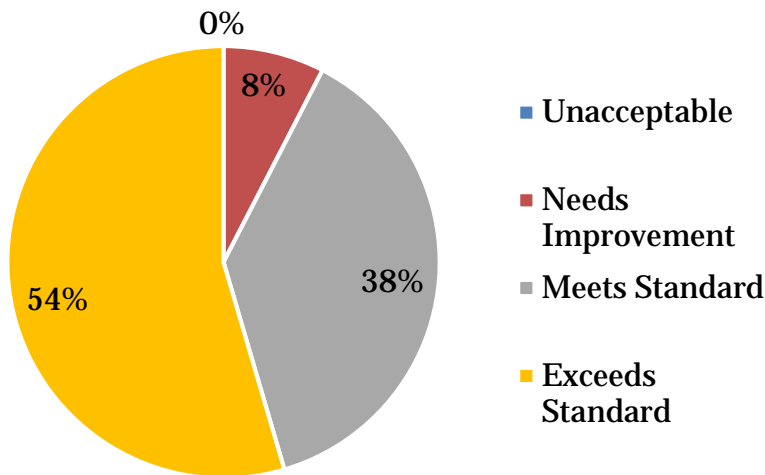
0.51 = Standard Deviation

**Based on a 0-3 point scale*



DOMAIN II: ASSESSMENT

8. Uses formative and summative assessments to differentiate learning experiences that accommodate the learning and development of each learner in the group. (CAEP 1.2; InTASC 6; TGR 3)



66 = N

2.47 = Average*

3.00 = Median

3.00 = Mode

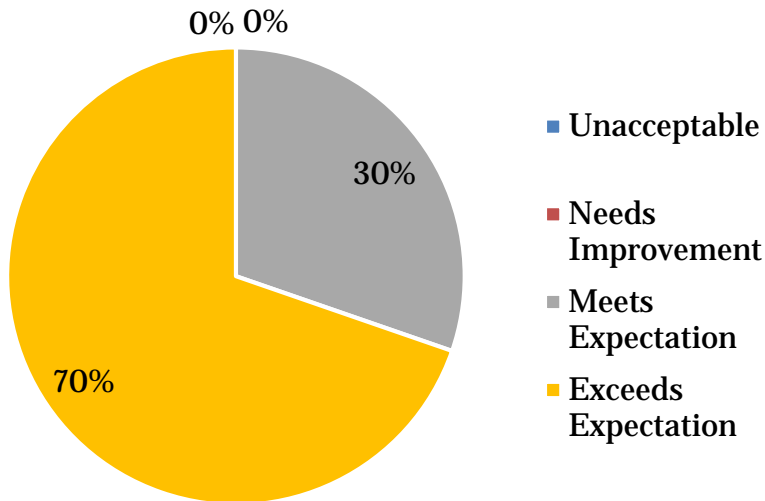
0.64 = Standard Deviation

**Based on a 0-3 point scale*



DOMAIN III: INSTRUCTION

9. Uses standard written, oral, and nonverbal communication in instruction. (CAEP 1.1; InTASC 5; TGR 4)



66 = N

2.70 = Average*

3.00 = Median

3.00 = Mode

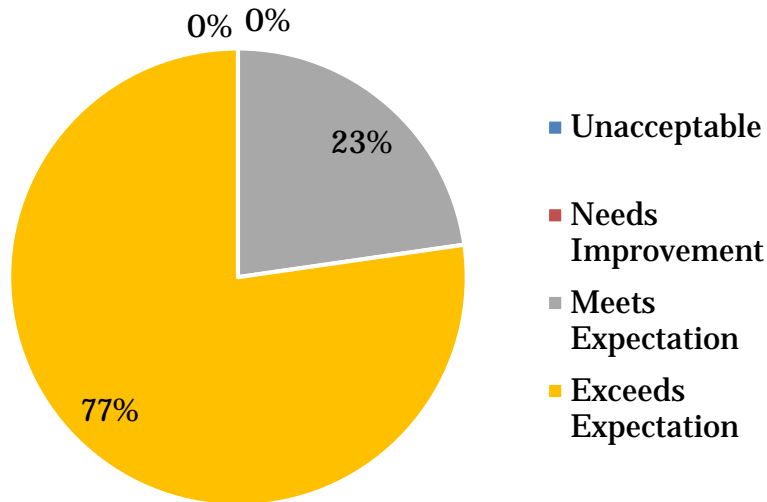
0.46 = Standard Deviation

**Based on a 0-3 point scale*



DOMAIN III: INSTRUCTION

10. Provides explicit written and oral directions for instructional activities. (CAEP 1.1; InTASC 5; TGR 4)



66 = N

2.77 = Average*

3.00 = Median

3.00 = Mode

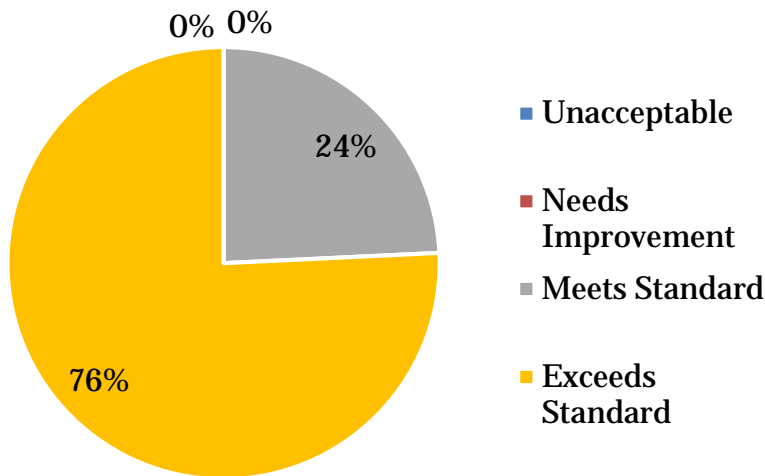
0.42 = Standard Deviation

**Based on a 0-3 point scale*



DOMAIN III: INSTRUCTION

11. Communicates positive expectations for learning for all students. (CAEP 1.1; InTASC 2; TGR 2)



66 = N

2.76 = Average*

3.00 = Median

3.00 = Mode

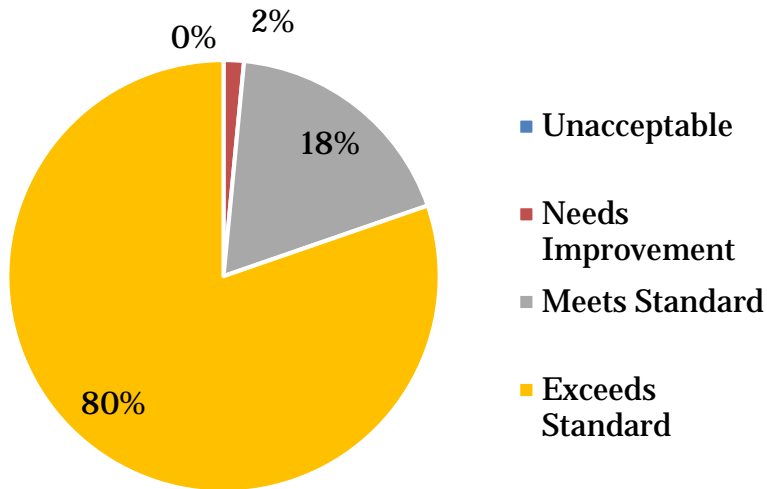
0.43 = Standard Deviation

**Based on a 0-3 point scale*



DOMAIN III: INSTRUCTION

12. Conveys enthusiasm for teaching and learning for all students. (CAEP 1.1; InTASC 3; TGR 7)



66 = N

2.79 = Average*

3.00 = Median

3.00 = Mode

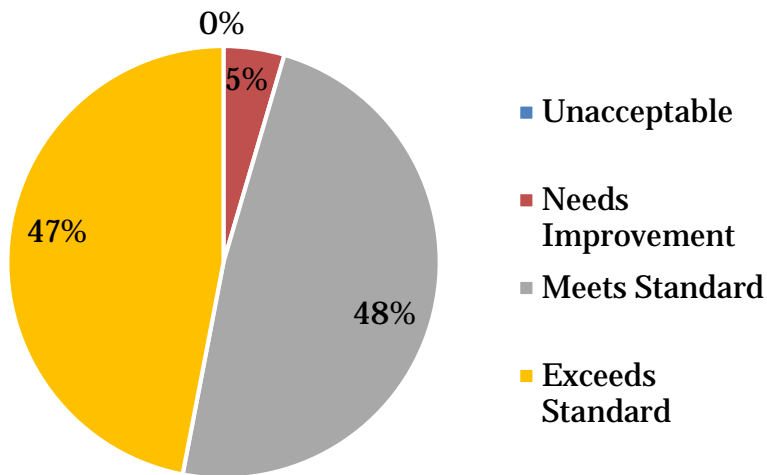
0.45 = Standard Deviation

**Based on a 0-3 point scale*



DOMAIN III: INSTRUCTION

**13. Provides opportunities for all students to cooperate, communicate, and interact with each other to enhance learning.
(CAEP 1.1; InTASC 3; TGR 5)**



66 = N

2.42 = Average*

2.00 = Median

2.00 = Mode

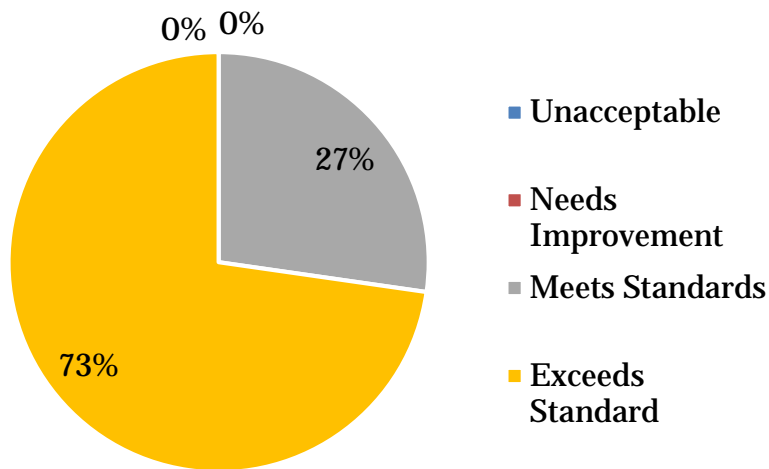
0.58 = Standard Deviation

**Based on a 0-3 point scale*



DOMAIN III: INSTRUCTION

14. Demonstrates content knowledge and an understanding of how to teach the content. (CAEP 1.3; InTASC 4; TGR 4)



66 = N

2.73 = Average*

3.00 = Median

3.00 = Mode

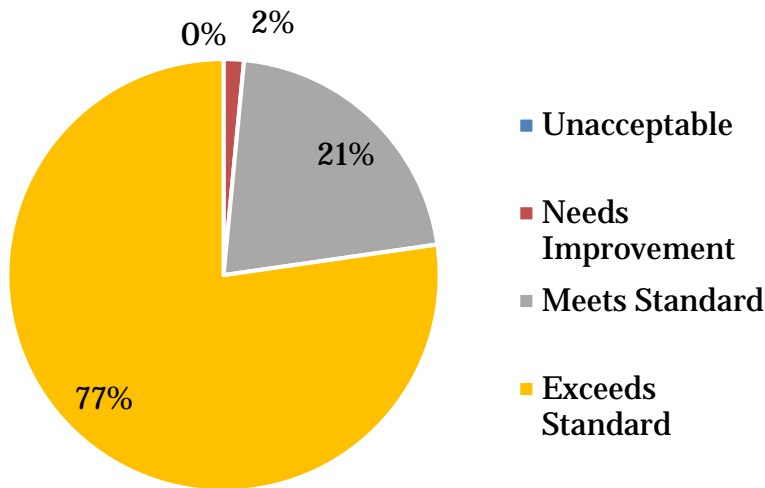
0.45 = Standard Deviation

**Based on a 0-3 point scale*



DOMAIN III: INSTRUCTION

15. Uses a variety of appropriate teaching strategies, including technology, to impact student learning and development. (CAEP 1.3; InTASC 8; TGR 4)



162 = N

2.76 = Average*

3.00 = Median

3.00 = Mode

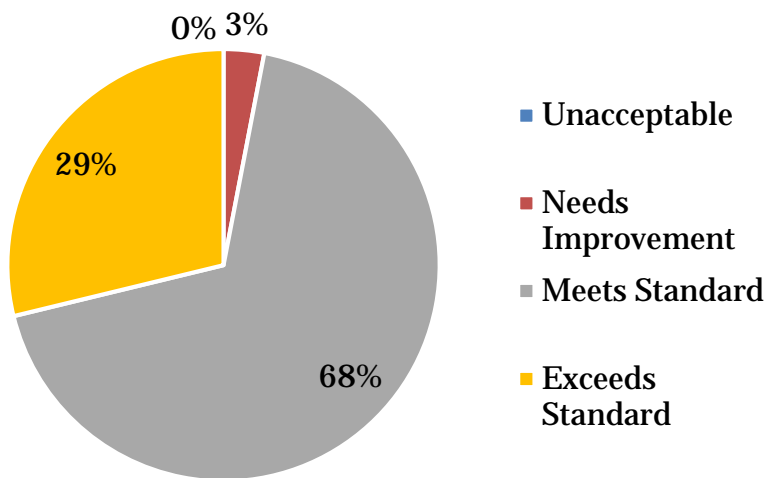
0.47 = Standard Deviation

**Based on a 0-3 point scale*



DOMAIN III: INSTRUCTION

16. Planned learning experiences are implemented that accommodate differences in developmental and individual needs of each learner in the group. (CAEP 1.4; InTASC 1; TGR 2)



66 = N

2.26 = Average*

2.00 = Median

2.00 = Mode

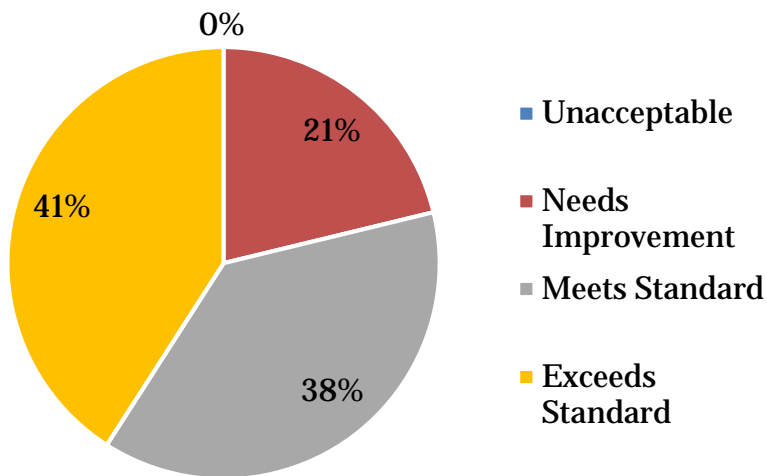
0.51 = Standard Deviation

**Based on a 0-3 point scale*



DOMAIN III: INSTRUCTION

17. Engages all students in critical thinking through higher-order questioning. (CAEP 1.4; InTASC 5; TGR 4)



66 = N

2.20 = Average*

2.00 = Median

3.00 = Mode

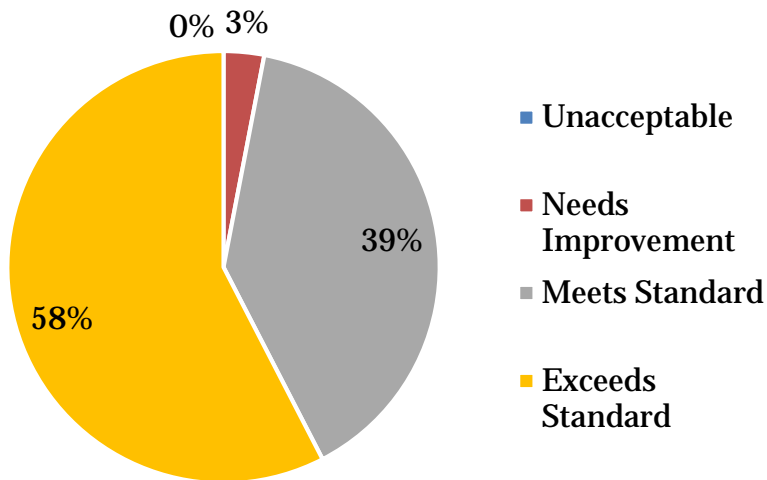
0.77 = Standard Deviation

**Based on a 0-3 point scale*



DOMAIN III: INSTRUCTION

18. Adjusts instruction as needed based on student input, cues, and individual/group responses. (CAEP 1.4; InTASC 8; TGR 4)



66 = N

2.55 = Average*

3.00 = Median

3.00 = Mode

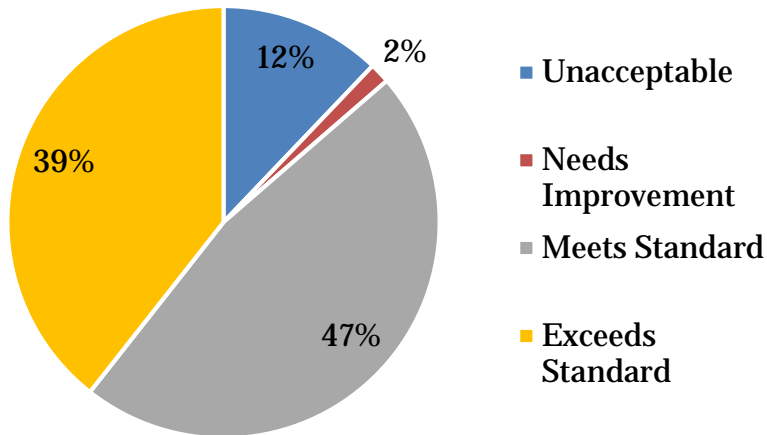
0.56 = Standard Deviation

**Based on a 0-3 point scale*



DOMAIN III: INSTRUCTION

19. Uses family and/or community resources in instruction to impact student learning and development. (CAEP 1.1; InTASC 10; TGR 9)



66 = N

2.14 = Average*

2.00 = Median

2.00 = Mode

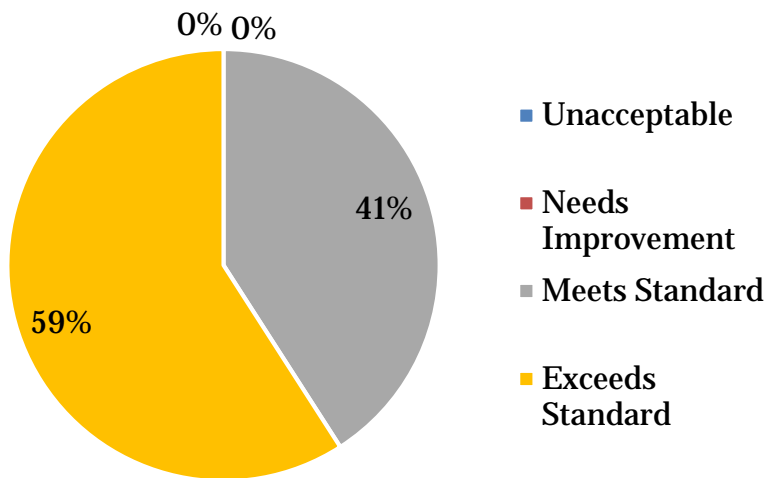
0.94 = Standard Deviation

**Based on a 0-3 point scale*



DOMAIN IV: LEARNING ENVIRONMENT

20. Adjusts the classroom environment to enhance positive peer relationships, motivation, and learning. (CAEP 1.1; InTASC 3; TGR 5)



66 = N

2.59 = Average*

3.00 = Median

3.00 = Mode

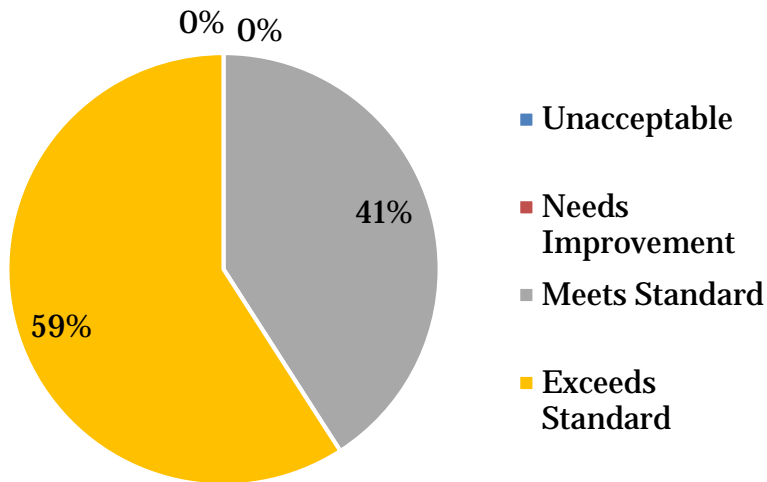
0.50 = Standard Deviation

**Based on a 0-3 point scale*



DOMAIN IV: LEARNING ENVIRONMENT

21. Attends to and delegates routine tasks. (CAEP 1.1; InTASC 3; TGR 6)



66 = N

2.59 = Average*

3.00 = Median

3.00 = Mode

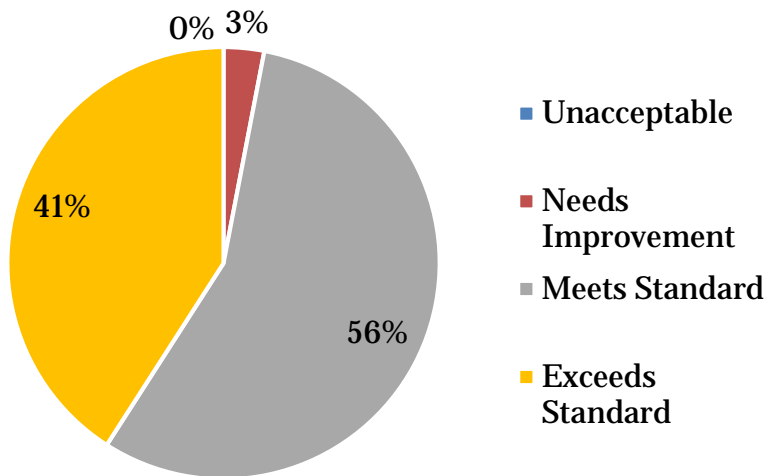
0.50 = Standard Deviation

**Based on a 0-3 point scale*



DOMAIN IV: LEARNING ENVIRONMENT

22. Uses multiple strategies to foster appropriate student behavior according to individual and situational needs. (CAEP 1.1; InTASC 3; TGR 5)



66 = N

2.38 = Average*

2.00 = Median

2.00 = Mode

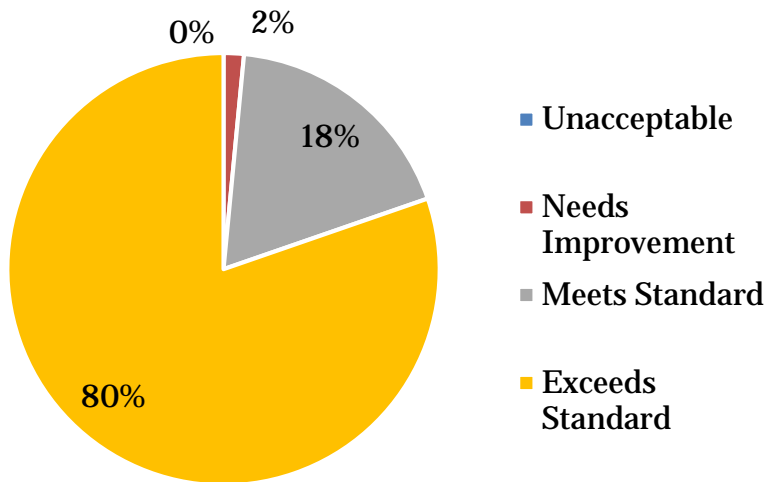
0.55 = Standard Deviation

**Based on a 0-3 point scale*



DOMAIN IV: LEARNING ENVIRONMENT

23. Creates a culturally inclusive environment that promotes fairness, safety, respect, and support for all students. (CAEP 1.1; InTASC 3; TGR 7)



66 = N

2.79 = Average*

3.00 = Median

3.00 = Mode

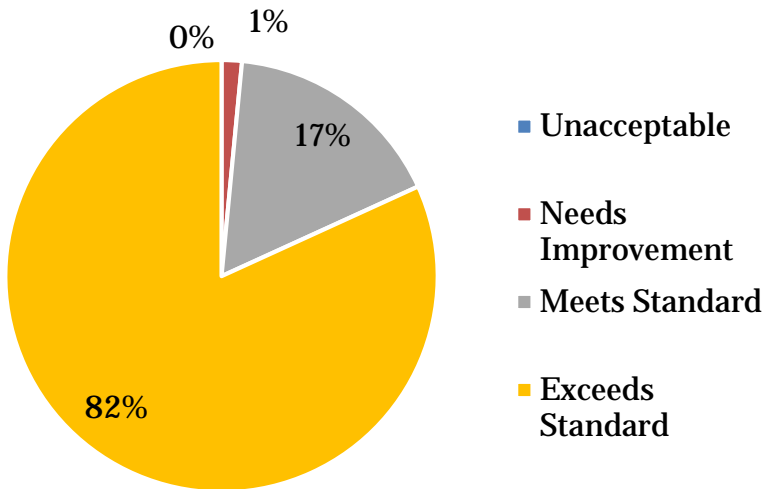
0.45 = Standard Deviation

**Based on a 0-3 point scale*



DOMAIN IV: LEARNING ENVIRONMENT

24. Maximizes instructional time. (CAEP 1.1; InTASC 7; TGR 6)



66 = N

2.80 = Average*

3.00 = Median

3.00 = Mode

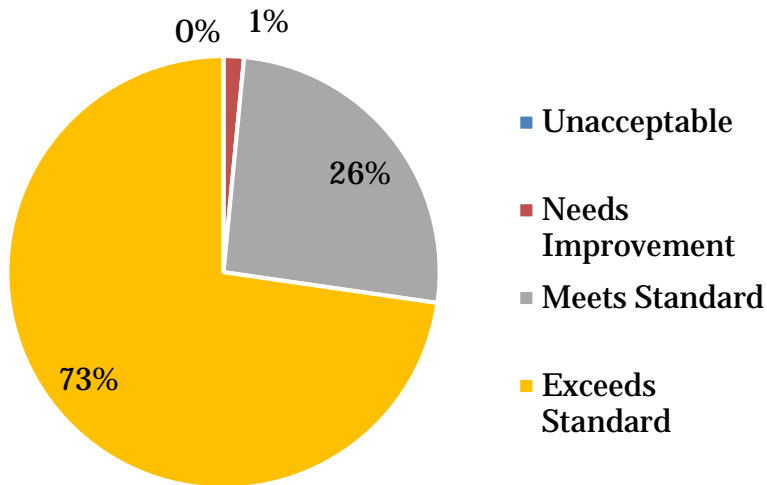
0.44 = Standard Deviation

**Based on a 0-3 point scale*



DOMAIN V: PROFESSIONAL RESPONSIBILITIES

25. Collaborates with professional colleagues (classroom mentor teacher and/or university supervisor) to communicate with families about student learning and development. (CAEP 1.1; InTASC 10; TGR 9)



66 = N

2.71 = Average*

3.00 = Median

3.00 = Mode

0.49 = Standard Deviation

**Based on a 0-3 point scale*