



TEACHER INTERN ASSESSMENT INSTRUMENT

Summative Aggregate Data

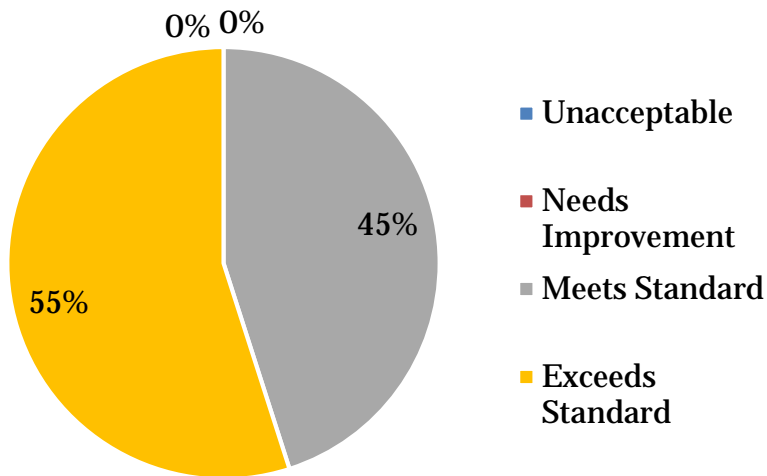
Spring 2018

**Based on a 0-3 point scale*



DOMAIN I: PLANNING & PREPARATION

1. Develops appropriate grade and subject level objectives that are aligned with Mississippi Curriculum Standards/CCRS MSCCRS).
(CAEP 1.2; InTASC 7; TGR 1)



162 = N

2.55 = Average*

3.00 = Median

3.00 = Mode

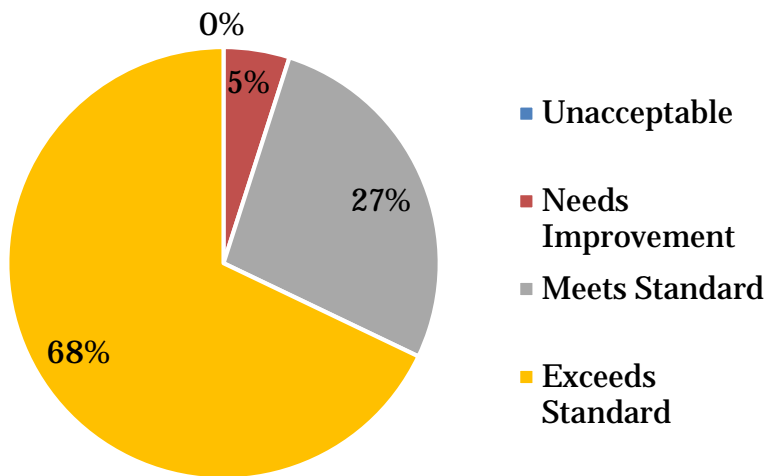
0.50 = Standard Deviation

**Based on a 0-3 point scale*



DOMAIN I: PLANNING & PREPARATION

2. Develops meaningful learning experiences that accommodate developmental and individual needs of all learners (i.e., students with disabilities or exceptionalities, students who are gifted, and students who represent diversity based on ethnicity, race, socioeconomic status, gender, language, religion, sexual identification, and/or geographic origin). (CAEP 1.1; InTASC 2; TGR 2)



162 = N

2.63 = Average*

3.00 = Median

3.00 = Mode

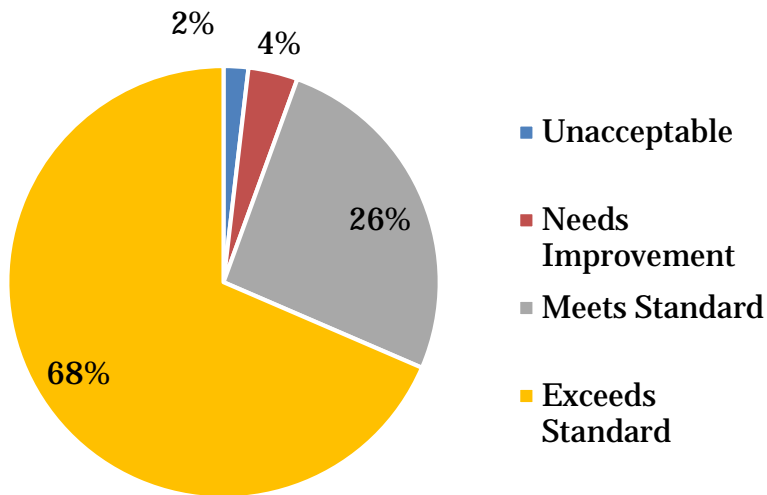
0.58 = Standard Deviation

**Based on a 0-3 point scale*



DOMAIN I: PLANNING & PREPARATION

3. Integrates core content knowledge across and within subject areas in lessons when appropriate. (CAEP 1.1; InTASC 7; TGR 4)



162 = N

2.61 = Average*

3.00 = Median

3.00 = Mode

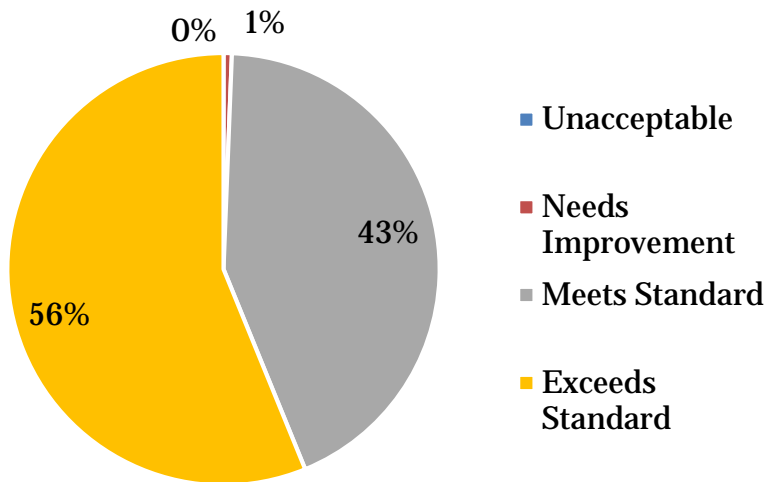
0.65 = Standard Deviation

**Based on a 0-3 point scale*



DOMAIN I: PLANNING & PREPARATION

4. Plans appropriate and sequential teaching procedures using different teaching strategies to impact student learning and development (e.g., cooperative learning, discovery learning, demonstration, discussion, inquiry, simulation, etc.). (CAEP 1.5; InTASC 8; TGR 2)



162 = N

2.56 = Average*

3.00 = Median

3.00 = Mode

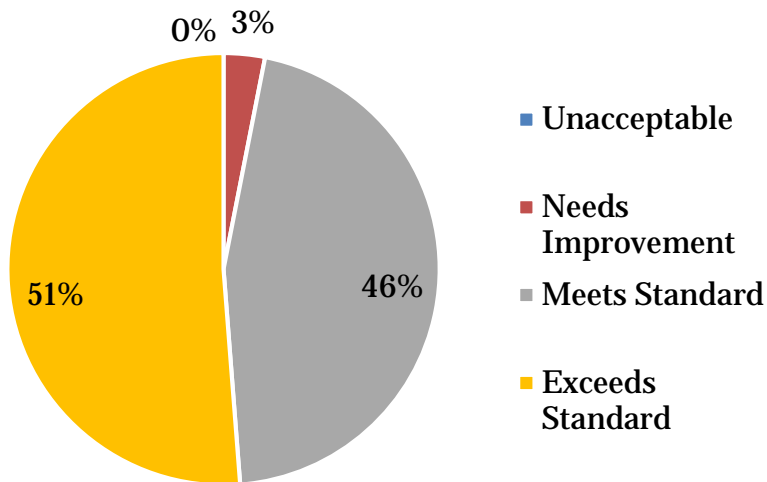
0.51 = Standard Deviation

**Based on a 0-3 point scale*



DOMAIN I: PLANNING & PREPARATION

5. Prepares appropriate assessments based on standards and objectives to effectively evaluate student learning and development (ex. pre/post assessments, quizzes, unit tests, rubrics, and/or checklists). (CAEP 1.3; InTASC 6; TGR 3)



162 = N

2.48 = Average*

3.00 = Median

3.00 = Mode

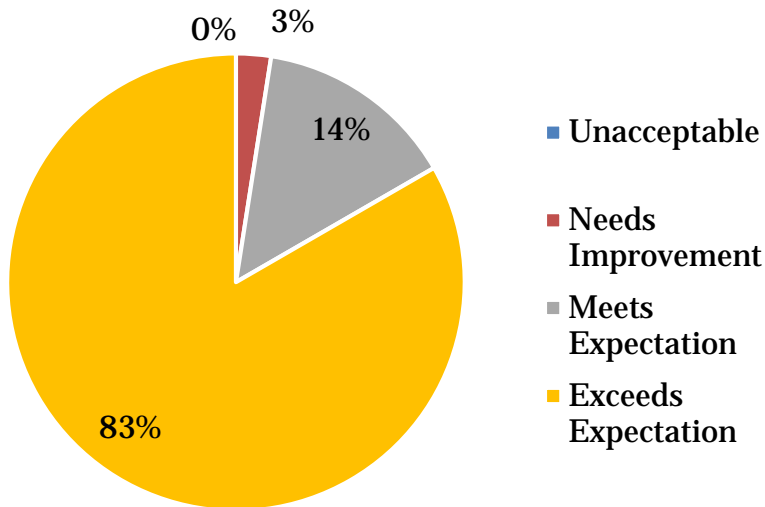
0.56 = Standard Deviation

**Based on a 0-3 point scale*



DOMAIN I: PLANNING & PREPARATION

6. Plans include technology to engage students in analytical, creative, and critical thinking to improve student growth and development. (CAEP 1.5; InTASC 7; TGR 6)



162 = N

2.81 = Average*

3.00 = Median

3.00 = Mode

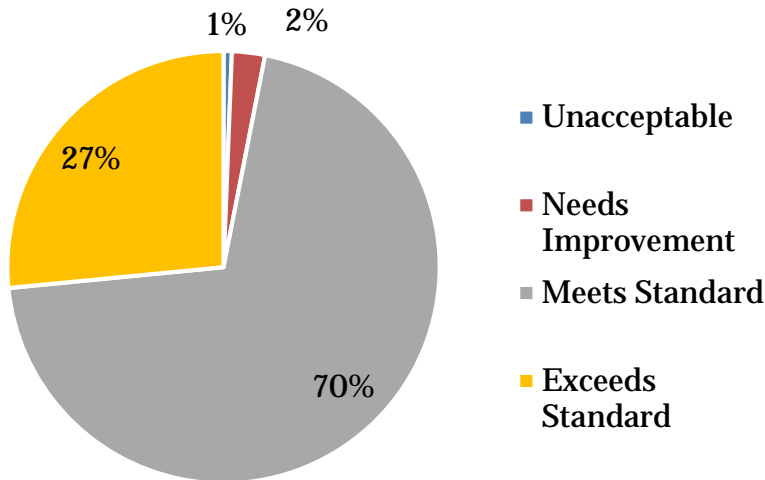
0.45 = Standard Deviation

**Based on a 0-3 point scale*



DOMAIN II: ASSESSMENT

7. Communicates assessment criteria and performance standards to the students and provides feedback to students about academic performance. (CAEP 1.2; InTASC 6; TGR 3)



162 = N

2.23 = Average*

2.00 = Median

2.00 = Mode

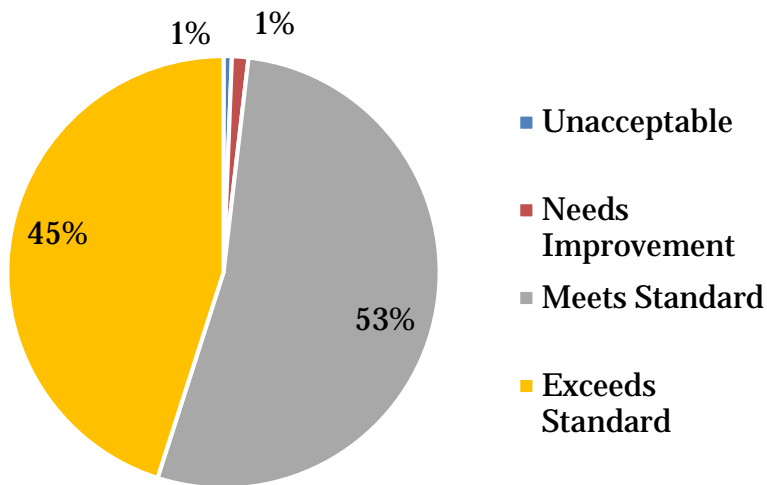
0.51 = Standard Deviation

**Based on a 0-3 point scale*



DOMAIN II: ASSESSMENT

8. Uses formative and summative assessments to differentiate learning experiences that accommodate the learning and development of all students (ex. pretest, quizzes, unit tests, checklists, rating scales, rubrics, and remediation and enrichment activities). (CAEP 1.2; InTASC 6; TGR 3)



162 = N

2.43 = Average*

2.00 = Median

2.00 = Mode

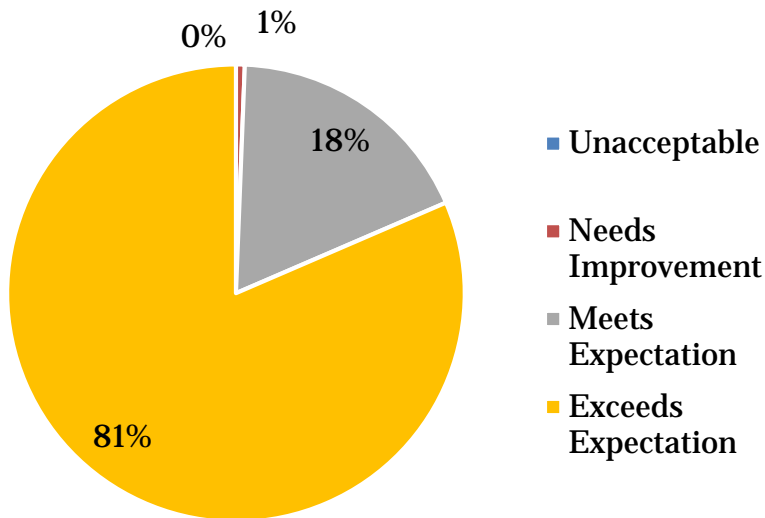
0.56 = Standard Deviation

**Based on a 0-3 point scale*



DOMAIN III: INSTRUCTION

9. Uses standard written, oral, and nonverbal communication in instruction. (CAEP 1.1; InTASC 5; TGR 4)



162 = N

2.81 = Average*

3.00 = Median

3.00 = Mode

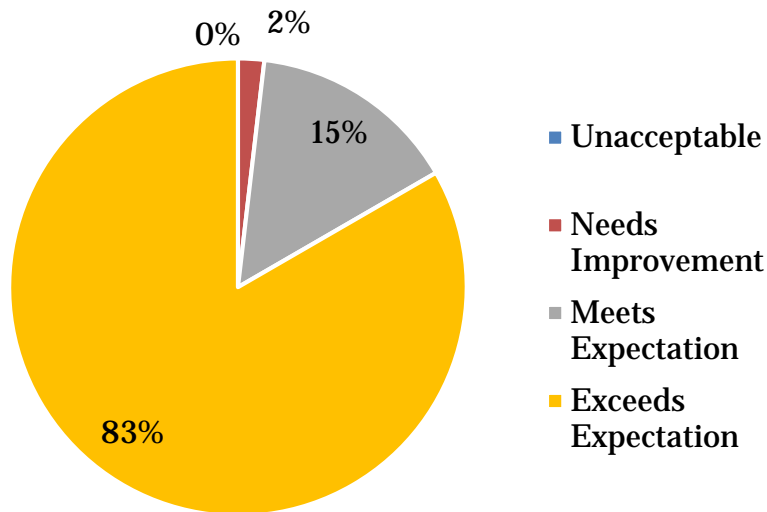
0.41 = Standard Deviation

**Based on a 0-3 point scale*



DOMAIN III: INSTRUCTION

10. Provides explicit written and oral directions for instructional activities. (CAEP 1.1; InTASC 5; TGR 4)



162 = N

2.81 = Average*

3.00 = Median

3.00 = Mode

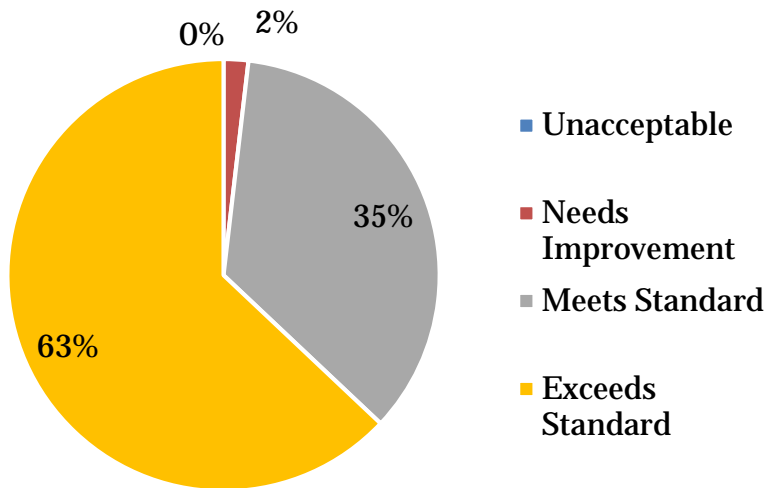
0.43 = Standard Deviation

**Based on a 0-3 point scale*



DOMAIN III: INSTRUCTION

11. Communicates high expectations for learning for all students. (CAEP 1.1; InTASC 2; TGR 2)



162 = N

2.61 = Average*

3.00 = Median

3.00 = Mode

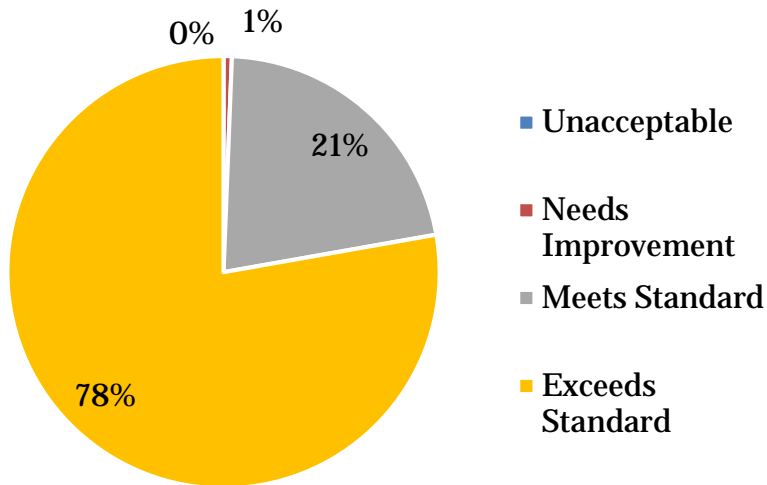
0.53 = Standard Deviation

**Based on a 0-3 point scale*



DOMAIN III: INSTRUCTION

12. Conveys enthusiasm for teaching and learning for all students. (CAEP 1.1; InTASC 3; TGR 7)



162 = N

2.77 = Average*

3.00 = Median

3.00 = Mode

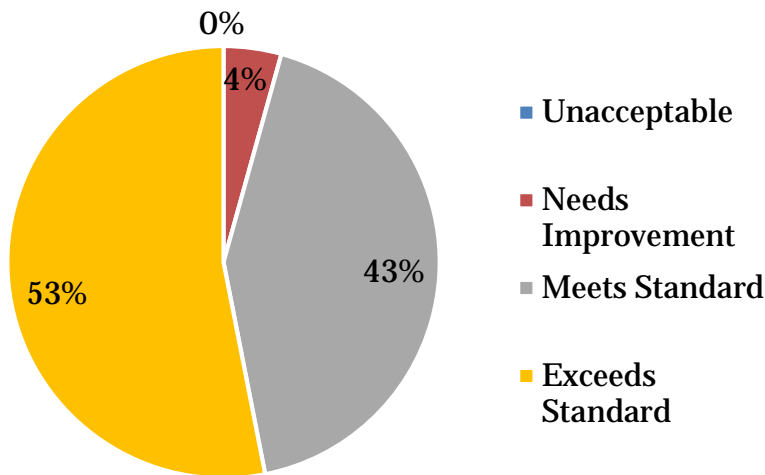
0.44 = Standard Deviation

**Based on a 0-3 point scale*



DOMAIN III: INSTRUCTION

**13. Provides opportunities for all students to cooperate, communicate, and interact with each other to enhance learning.
(CAEP 1.1; InTASC 3; TGR 5)**



162 = N

2.49 = Average*

3.00 = Median

3.00 = Mode

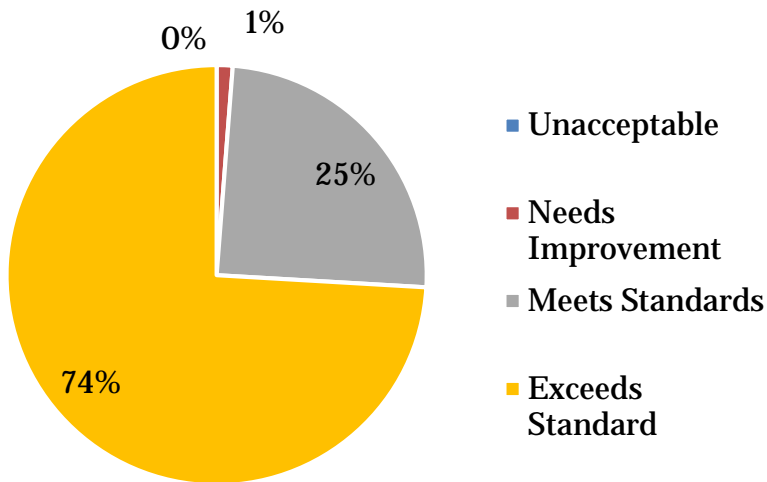
0.58 = Standard Deviation

**Based on a 0-3 point scale*



DOMAIN III: INSTRUCTION

14. Demonstrates content and content pedagogical knowledge. (CAEP 1.3; InTASC 4; TGR 4)



162 = N

2.73 = Average*

3.00 = Median

3.00 = Mode

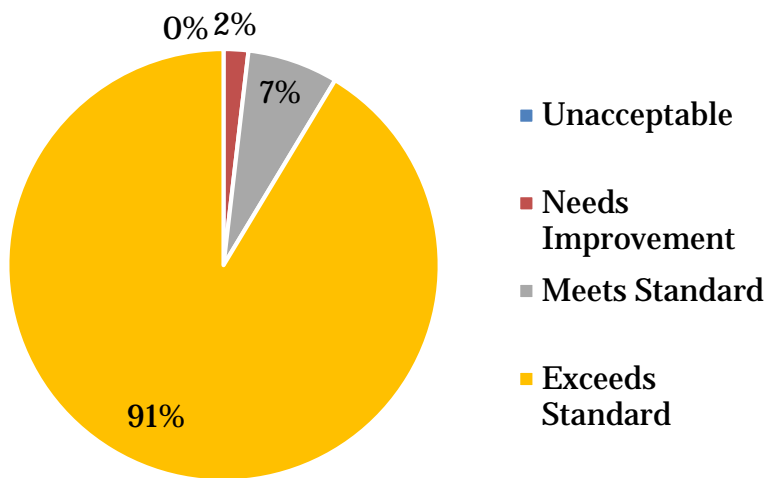
0.47 = Standard Deviation

**Based on a 0-3 point scale*



DOMAIN III: INSTRUCTION

15. Uses a variety of appropriate teaching strategies, including technology, to impact student learning and development (e.g., cooperative learning, discovery learning, demonstration, discussion, inquiry, simulation, etc.). (CAEP 1.3; InTASC 8; TGR 4)



162 = N

2.90 = Average*

3.00 = Median

3.00 = Mode

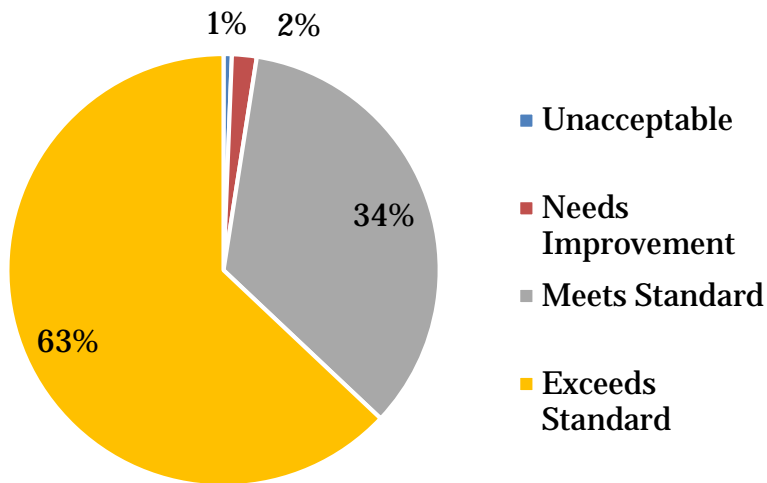
0.36 = Standard Deviation

**Based on a 0-3 point scale*



DOMAIN III: INSTRUCTION

16. Provides learning experiences that accommodate differences in developmental and individual needs of all learners (i.e., students with disabilities or exceptionalities, students who are gifted, and students who represent diversity based on ethnicity, race, socioeconomic status, gender, language, religion, sexual identification, and/or geographic origin). (CAEP 1.4; InTASC 1; TGR 2)



162 = N

2.60 = Average*

3.00 = Median

3.00 = Mode

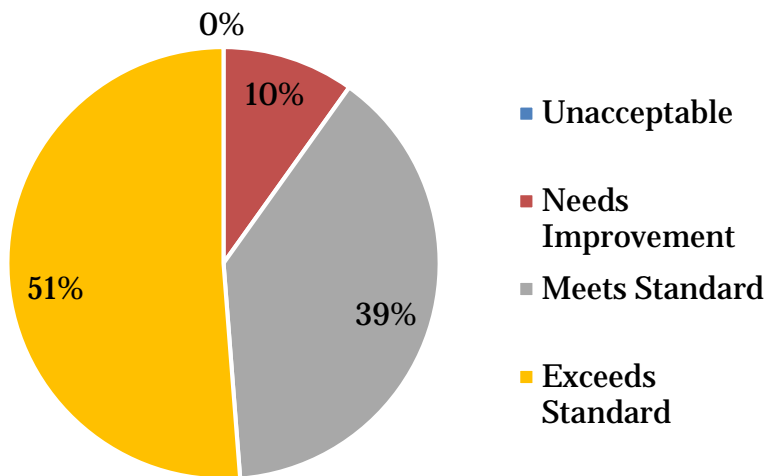
0.56 = Standard Deviation

**Based on a 0-3 point scale*



DOMAIN III: INSTRUCTION

17. Engages all students in critical thinking through higher-order questioning. (CAEP 1.4; InTASC 5; TGR 4)



162 = N

2.41 = Average*

3.00 = Median

3.00 = Mode

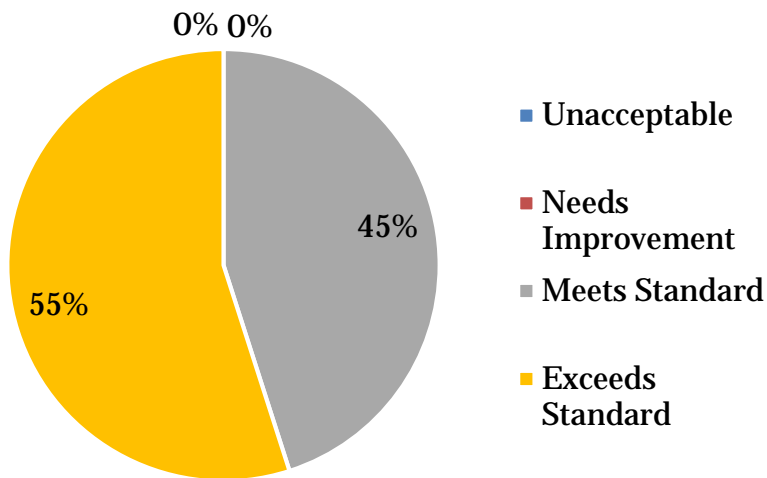
0.67 = Standard Deviation

**Based on a 0-3 point scale*



DOMAIN III: INSTRUCTION

18. Adjusts instruction as needed based on student input, cues, and individual/group responses. (CAEP 1.4; InTASC 8; TGR 4)



162 = N

2.55 = Average*

3.00 = Median

3.00 = Mode

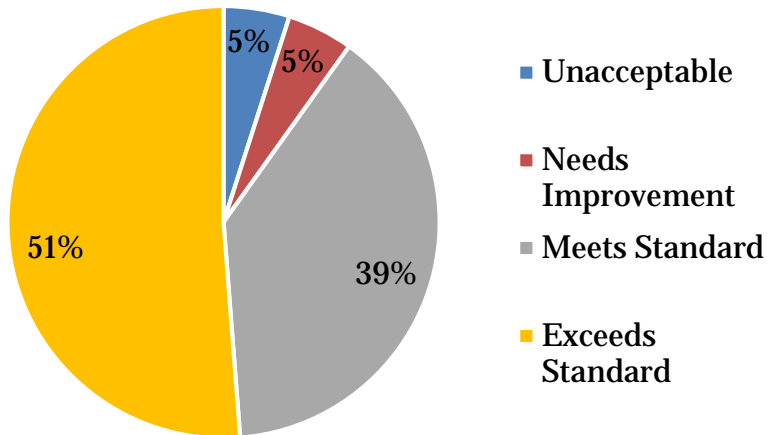
0.50 = Standard Deviation

**Based on a 0-3 point scale*



DOMAIN III: INSTRUCTION

19. Uses family and/or community resources in instruction to impact student learning and development (e.g., special guests, materials, extracurricular activities, etc.). (CAEP 1.1; InTASC 10; TGR 9)



162 = N

2.36 = Average*

3.00 = Median

3.00 = Mode

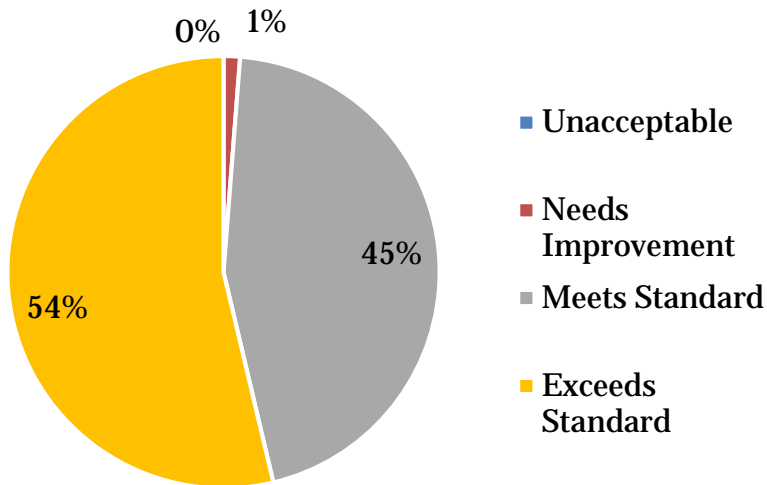
0.79 = Standard Deviation

**Based on a 0-3 point scale*



DOMAIN IV: LEARNING ENVIRONMENT

20. Adjusts the classroom environment to enhance positive peer relationships, motivation, and learning. (CAEP 1.1; InTASC 3; TGR 5)



162 = N

2.52 = Average*

3.00 = Median

3.00 = Mode

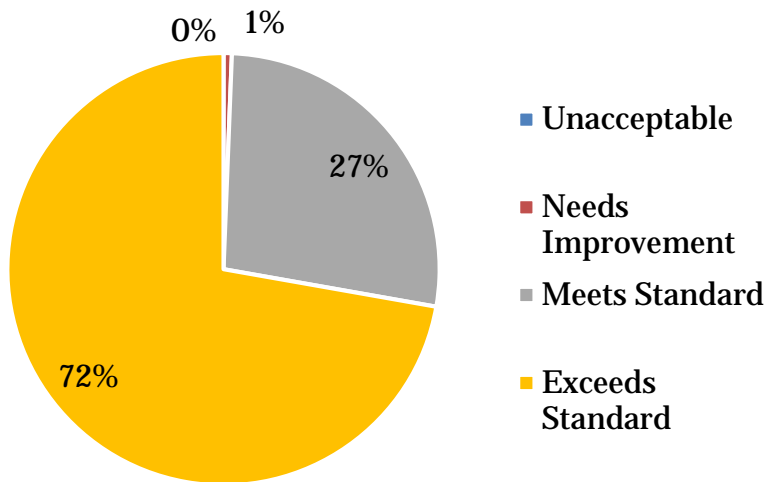
0.53 = Standard Deviation

**Based on a 0-3 point scale*



DOMAIN IV: LEARNING ENVIRONMENT

21. Attends to and delegates routine tasks. (CAEP 1.1; InTASC 3; TGR 6)



162 = N

2.72 = Average*

3.00 = Median

3.00 = Mode

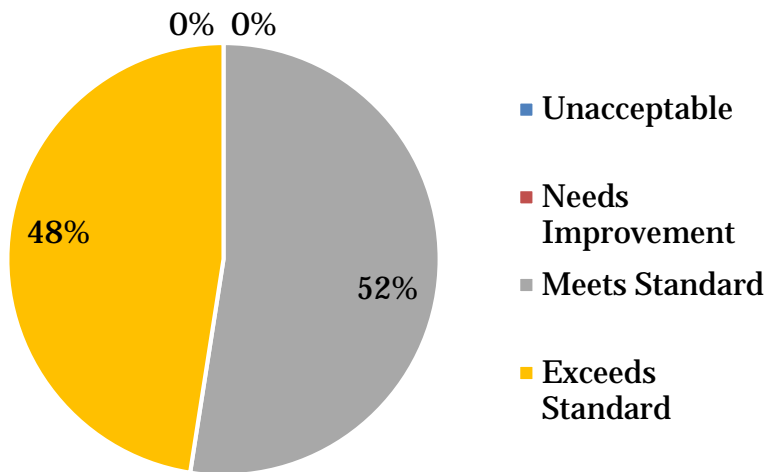
0.47 = Standard Deviation

**Based on a 0-3 point scale*



DOMAIN IV: LEARNING ENVIRONMENT

22. Uses multiple strategies to foster appropriate student behavior according to individual and situational needs. (CAEP 1.1; InTASC 3; TGR 5)



162 = N

2.48 = Average*

2.00 = Median

2.00 = Mode

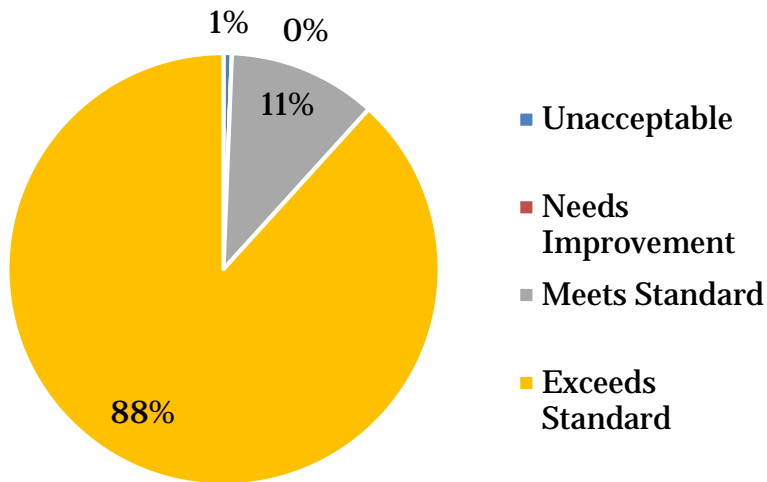
0.50 = Standard Deviation

**Based on a 0-3 point scale*



DOMAIN IV: LEARNING ENVIRONMENT

23. Creates a culturally inclusive environment that promotes fairness, safety, respect, and support for all students. (CAEP 1.1; InTASC 3; TGR 7)



162 = N

2.87 = Average*

3.00 = Median

3.00 = Mode

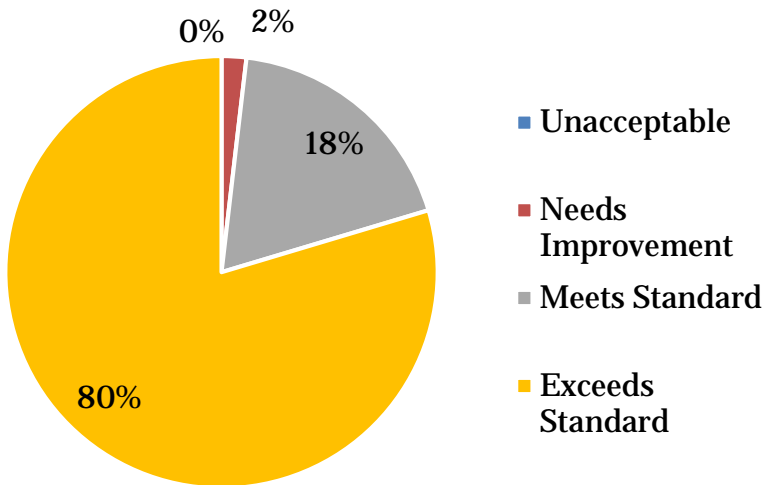
0.39 = Standard Deviation

**Based on a 0-3 point scale*



DOMAIN IV: LEARNING ENVIRONMENT

24. Maximizes instructional time. (CAEP 1.1; InTASC 7; TGR 6)



162 = N

2.78 = Average*

3.00 = Median

3.00 = Mode

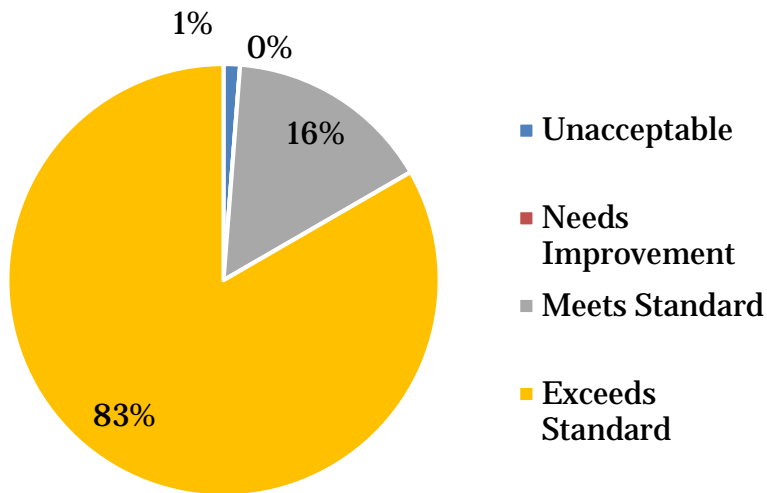
0.46 = Standard Deviation

**Based on a 0-3 point scale*



DOMAIN V: PROFESSIONAL RESPONSIBILITIES

25. Collaborates with professional colleagues to communicate with families about student learning and development (e.g., PLCs, data meetings, newsletters, positive notes, extracurricular activities, professional development opportunities, conferences, etc.). (CAEP 1.1; InTASC 10; TGR 9)



162 = N

2.81 = Average*

3.00 = Median

3.00 = Mode

0.48 = Standard Deviation

**Based on a 0-3 point scale*