



TEACHER INTERN ASSESSMENT INSTRUMENT

Summative Aggregate Data

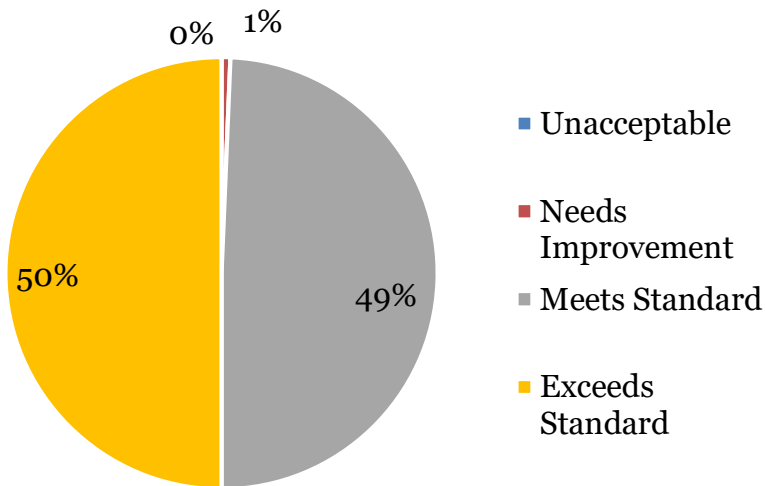
Spring 2019

**Based on a 0-3 point scale*



DOMAIN I: PLANNING & PREPARATION

1. Develops measurable and observable grade and subject level objectives that are aligned with appropriate state curricula frameworks. (CAEP 1.2; InTASC 7; TGR 1)



152 = N (*aggregated*)

2.49 = Average*

2.50 = Median

3.00 = Mode

0.51 = Standard Deviation

**Based on a 0-3 point scale*



• DOMAIN I: PLANNING & PREPARATION

- 1. Develops measurable and observable grade and subject level objectives that are aligned with appropriate state curricula frameworks. (CAEP 1.2; InTASC 7; TGR 1)

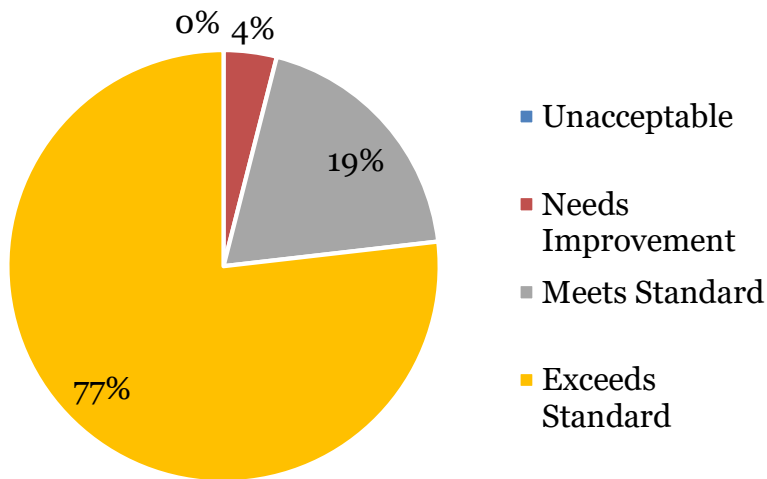
	Elem. Ed. N= 102	Bio. N= 5	Dance Ed. N=3	Deaf Ed. N=2	Eng. N= 5	Foreign Lang. N=1	His. N= 2	Phys. Ed. N= 3	Math N= 2	Music Ed. N= 19	Special Ed. N= 8
0 - Unacceptable	0.00%	0.00%	†	†	0.00%	†	†	†	†	0.00%	†
1 - Needs Improvement	0.00%	0.00%	†	†	0.00%	†	†	†	†	0.00%	†
2 - Meets Standard	56.86%	60.00%	†	†	40.00%	†	†	†	†	15.79%	†
3 - Exceeds Standard	43.14%	40.00%	†	†	60.00%	†	†	†	†	84.21%	†

**Based on a 0-3 point scale † Low N Count*



DOMAIN I: PLANNING & PREPARATION

2. Develops meaningful and authentic learning experiences that accommodate developmental and individual needs of all learners in the group. (CAEP 1.1; InTASC 2; TGR 2)



151 = N (*aggregated*)

2.73 = Average*

3.00 = Median

3.00 = Mode

0.53 = Standard Deviation

**Based on a 0-3 point scale*



- **DOMAIN I: PLANNING & PREPARATION**
 - 2. Develops meaningful and authentic learning experiences that accommodate developmental and individual needs of all learners in the group. (CAEP 1.1; InTASC 2; TGR 2)

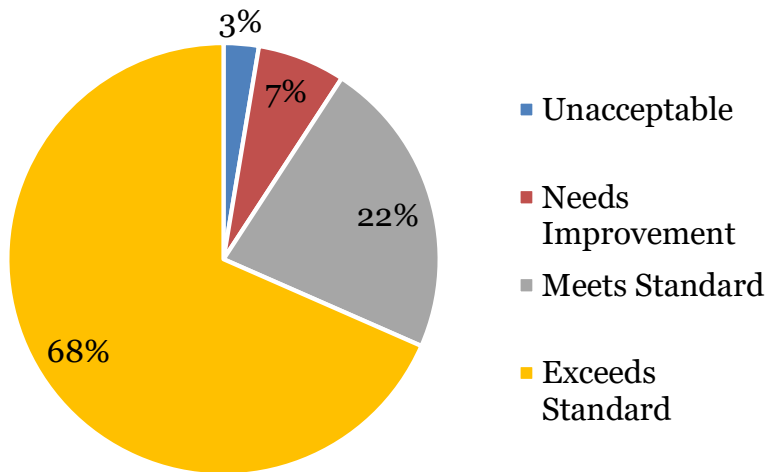
	Elem. Ed. N= 102	Bio. N= 5	Dance Ed. N=3	Deaf Ed. N=2	Eng. N= 5	Foreign Lang. N=1	His. N= 2	Phys. Ed. N= 3	Math N= 2	Music Ed. N= 19	Special Ed. N= 8
0 - Unacceptable	0.00%	0.00%	†	†	0.00%	†	†	†	†	0.00%	†
1 - Needs Improvement	4.90%	0.00%	†	†	0.00%	†	†	†	†	0.00%	†
2 - Meets Standard	17.65%	20.00%	†	†	40.00%	†	†	†	†	26.32%	†
3 - Exceeds Standard	77.45%	80.00%	†	†	60.00%	†	†	†	†	73.68%	†

**Based on a 0-3 point scale † Low N Count*



DOMAIN I: PLANNING & PREPARATION

3. Integrates core content knowledge across and within subject areas in lessons when appropriate. (CAEP 1.1; InTASC 7; TGR 4)



152 = N (*aggregated*)

2.57 = Average*

3.00 = Median

3.00 = Mode

0.73 = Standard Deviation

**Based on a 0-3 point scale*



DOMAIN I: PLANNING & PREPARATION

3. Integrates core content knowledge across and within subject areas in lessons when appropriate. (CAEP 1.1; InTASC 7; TGR 4)

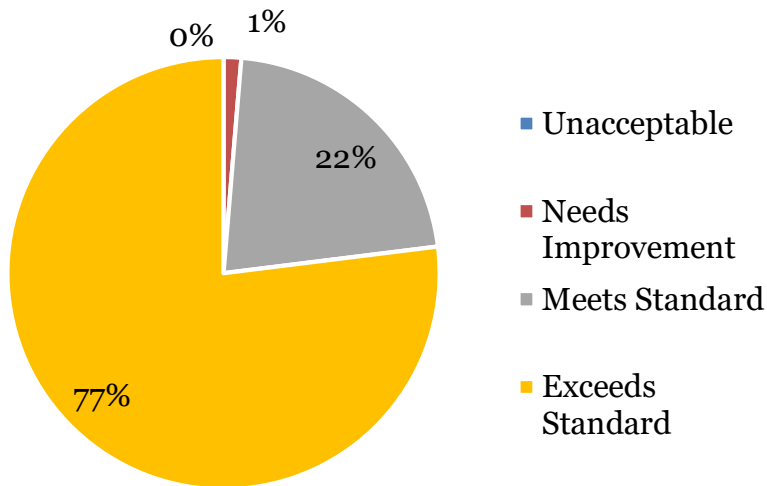
	Elem. Ed. N= 102	Bio. N= 5	Dance Ed. N=3	Deaf Ed. N=2	Eng. N= 5	Foreign Lang. N=1	His. N= 2	Phys. Ed. N= 3	Math N= 2	Music Ed. N= 19	Special Ed. N= 8
0 - Unacceptable	3.92%	0.00%	†	†	0.00%	†	†	†	†	0.00%	†
1 - Needs Improvement	9.80%	0.00%	†	†	0.00%	†	†	†	†	0.00%	†
2 - Meets Standard	16.67%	40.00%	†	†	20.00%	†	†	†	†	31.58%	†
3 - Exceeds Standard	69.61%	60.00%	†	†	80.00%	†	†	†	†	68.42%	†

**Based on a 0-3 point scale † Low N Count*



DOMAIN I: PLANNING & PREPARATION

4. Plans appropriate and sequential teaching procedures that include innovative introductions and closures. Teaching procedures incorporate different teaching strategies that positively impact student learning and development. (CAEP 1.5; InTASC 8; TGR 2)



152 = N (*aggregated*)

2.75 = Average*

3.00 = Median

3.00 = Mode

0.45 = Standard Deviation

**Based on a 0-3 point scale*



DOMAIN I: PLANNING & PREPARATION

4. Plans appropriate and sequential teaching procedures that include innovative introductions and closures. Teaching procedures incorporate different teaching strategies that positively impact student learning and development. (CAEP 1.5; InTASC 8;

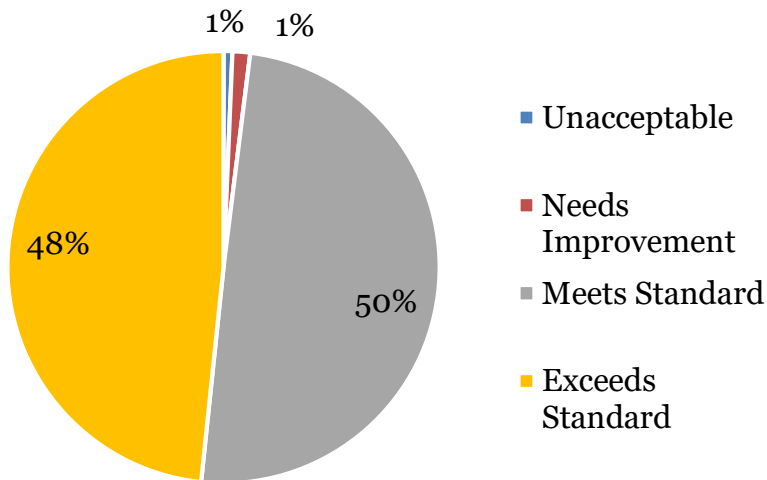
	Elem. Ed. N= 102	Bio. N= 5	Dance Ed. N=3	Deaf Ed. N=2	Eng. N= 5	Foreign Lang. N=1	His. N= 2	Phys. Ed. N= 3	Math N= 2	Music Ed. N= 19	Special Ed. N= 8
0 - Unacceptable	0.00%	0.00%	†	†	0.00%	†	†	†	†	0.00%	†
1 - Needs Improvement	0.00%	0.00%	†	†	0.00%	†	†	†	†	0.00%	†
2 - Meets Standard	21.57%	60.00%	†	†	20.00%	†	†	†	†	5.26%	†
3 - Exceeds Standard	78.43%	40.00%	†	†	80.00%	†	†	†	†	94.74%	†

**Based on a 0-3 point scale † Low N Count*



DOMAIN I: PLANNING & PREPARATION

5. Plans indicate use of appropriate assessments that effectively evaluate student learning and development. (CAEP 1.3; InTASC 6; TGR 3)



151 = N (*aggregated*)

2.45 = Average*

2.00 = Median

2.00 = Mode

0.56 = Standard Deviation

**Based on a 0-3 point scale*



DOMAIN I: PLANNING & PREPARATION

5. Plans indicate use of appropriate assessments that effectively evaluate student learning and development. (CAEP 1.3; InTASC 6; TGR 3)

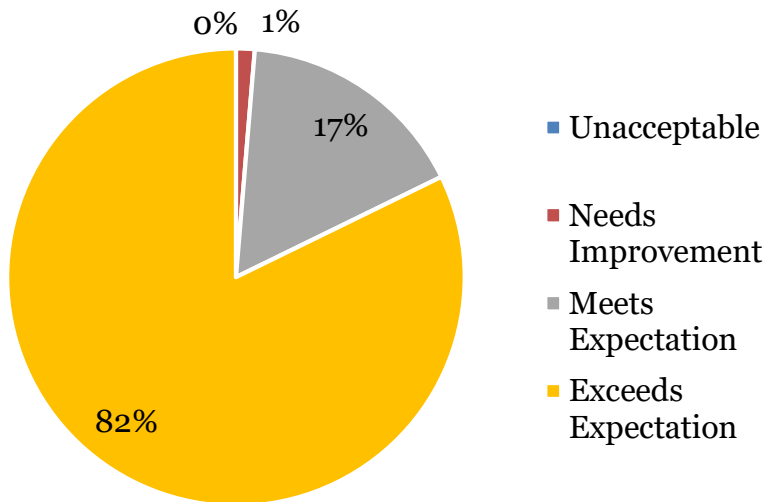
	Elem. Ed. N= 102	Bio. N= 5	Dance Ed. N=3	Deaf Ed. N=2	Eng. N= 5	Foreign Lang. N=1	His. N= 2	Phys. Ed. N= 3	Math N= 2	Music Ed. N= 19	Special Ed. N= 8
0 - Unacceptable	0.00%	0.00%	†	†	0.00%	†	†	†	†	0.00%	†
1 - Needs Improvement	0.98%	0.00%	†	†	0.00%	†	†	†	†	0.00%	†
2 - Meets Standard	58.82%	20.00%	†	†	20.00%	†	†	†	†	15.79%	†
3 - Exceeds Standard	40.20%	80.00%	†	†	80.00%	†	†	†	†	84.21%	†

**Based on a 0-3 point scale † Low N Count*



DOMAIN I: PLANNING & PREPARATION

6. Plans include technology that will engage students in analysis, creativity, and deeper learning experiences to improve student growth, development, and understanding. (CAEP 1.5; InTASC 7; TGR 6)



152 = N (*aggregated*)

2.81 = Average*

3.00 = Median

3.00 = Mode

0.43 = Standard Deviation

**Based on a 0-3 point scale*



DOMAIN I: PLANNING & PREPARATION

6. Plans include technology that will engage students in analysis, creativity, and deeper learning experiences to improve student growth, development, and understanding. (CAEP 1.5; InTASC 7; TGR 6)

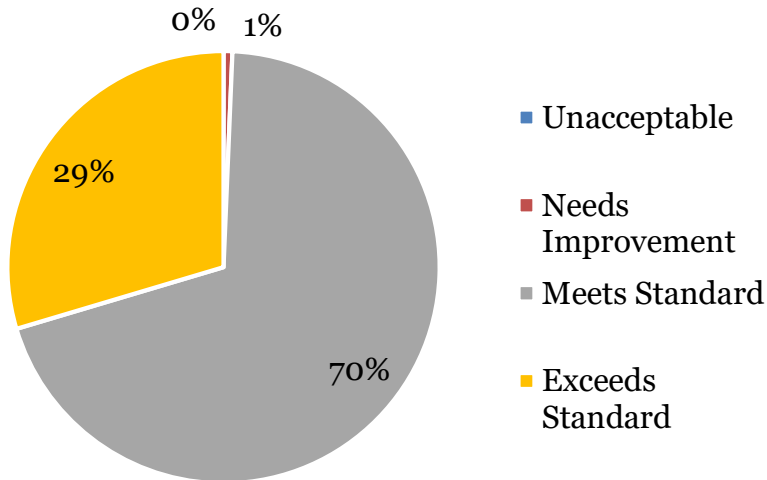
	Elem. Ed. N= 102	Bio. N= 5	Dance Ed. N=3	Deaf Ed. N=2	Eng. N= 5	Foreign Lang. N=1	His. N= 2	Phys. Ed. N= 3	Math N= 2	Music Ed. N= 19	Special Ed. N= 8
0 - Unacceptable	0.00%	0.00%	†	†	0.00%	†	†	†	†	0.00%	†
1 - Needs Improvement	0.00%	0.00%	†	†	0.00%	†	†	†	†	0.00%	†
2 - Meets Standard	17.65%	20.00%	†	†	20.00%	†	†	†	†	0.00%	†
3 - Exceeds Standard	82.35%	80.00%	†	†	80.00%	†	†	†	†	100.00%	†

**Based on a 0-3 point scale † Low N Count*



DOMAIN II: ASSESSMENT

7. Communicates assessment criteria and performance standards to the students and provides feedback to students about academic performance. (CAEP 1.2; InTASC 6; TGR 3)



152 = N (*aggregated*)

2.29 = Average*

2.00 = Median

2.00 = Mode

0.47 = Standard Deviation

**Based on a 0-3 point scale*



DOMAIN II: ASSESSMENT

7. Communicates assessment criteria and performance standards to the students and provides feedback to students about academic performance. (CAEP 1.2; InTASC 6; TGR 3)

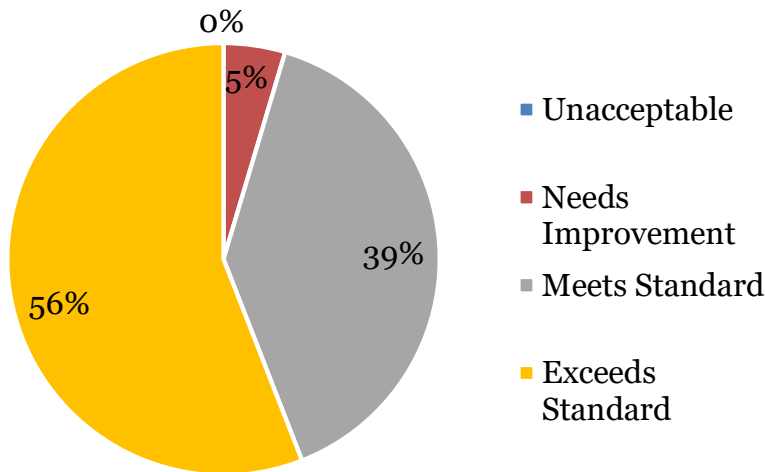
	Elem. Ed. N= 102	Bio. N= 5	Dance Ed. N=3	Deaf Ed. N=2	Eng. N= 5	Foreign Lang. N=1	His. N= 2	Phys. Ed. N= 3	Math N= 2	Music Ed. N= 19	Special Ed. N= 8
0 - Unacceptable	0.00%	0.00%	†	†	0.00%	†	†	†	†	0.00%	†
1 - Needs Improvement	0.00%	0.00%	†	†	0.00%	†	†	†	†	0.00%	†
2 - Meets Standard	85.29%	40.00%	†	†	40.00%	†	†	†	†	5.26%	†
3 - Exceeds Standard	14.71%	60.00%	†	†	60.00%	†	†	†	†	94.74%	†

**Based on a 0-3 point scale † Low N Count*



DOMAIN II: ASSESSMENT

8. Uses formative and summative assessments to differentiate learning experiences that accommodate the learning and development of each learner in the group. (CAEP 1.2; InTASC 6; TGR 3)



152 = N (*aggregated*)

2.51 = Average*

3.00 = Median

3.00 = Mode

0.59 = Standard Deviation

**Based on a 0-3 point scale*



DOMAIN II: ASSESSMENT

8. Uses formative and summative assessments to differentiate learning experiences that accommodate the learning and development of each learner in the group. (CAEP 1.2; InTASC 6; TGR 3)

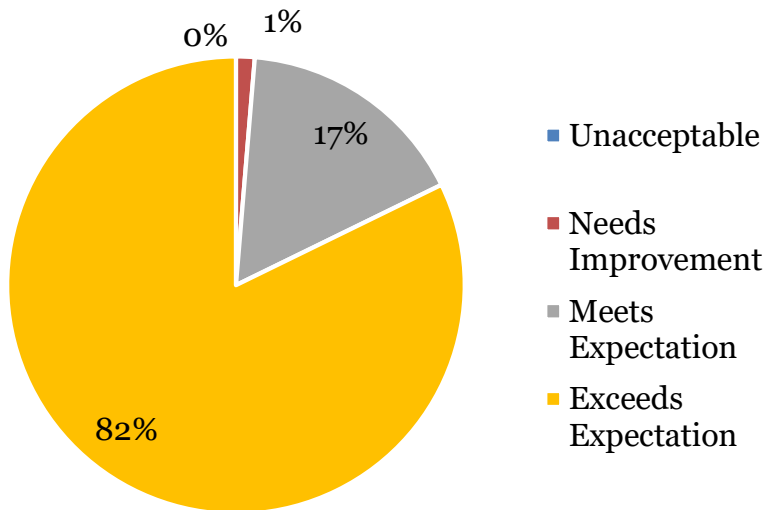
	Elem. Ed. N= 102	Bio. N= 5	Dance Ed. N=3	Deaf Ed. N=2	Eng. N= 5	Foreign Lang. N=1	His. N= 2	Phys. Ed. N= 3	Math N= 2	Music Ed. N= 19	Special Ed. N= 8
0 - Unacceptable	0.00%	0.00%	†	†	0.00%	†	†	†	†	0.00%	†
1 - Needs Improvement	3.92%	0.00%	†	†	0.00%	†	†	†	†	0.00%	†
2 - Meets Standard	47.06%	40.00%	†	†	20.00%	†	†	†	†	0.00%	†
3 - Exceeds Standard	49.02%	60.00%	†	†	80.00%	†	†	†	†	100%	†

**Based on a 0-3 point scale † Low N Count*



DOMAIN III: INSTRUCTION

9. Uses standard written, oral, and nonverbal communication in instruction. (CAEP 1.1; InTASC 5; TGR 4)



152 = N (*aggregated*)

2.81 = Average*

3.00 = Median

3.00 = Mode

0.43 = Standard Deviation

**Based on a 0-3 point scale*



DOMAIN III: INSTRUCTION

9. Uses standard written, oral, and nonverbal communication in instruction. (CAEP 1.1; InTASC 5; TGR 4)

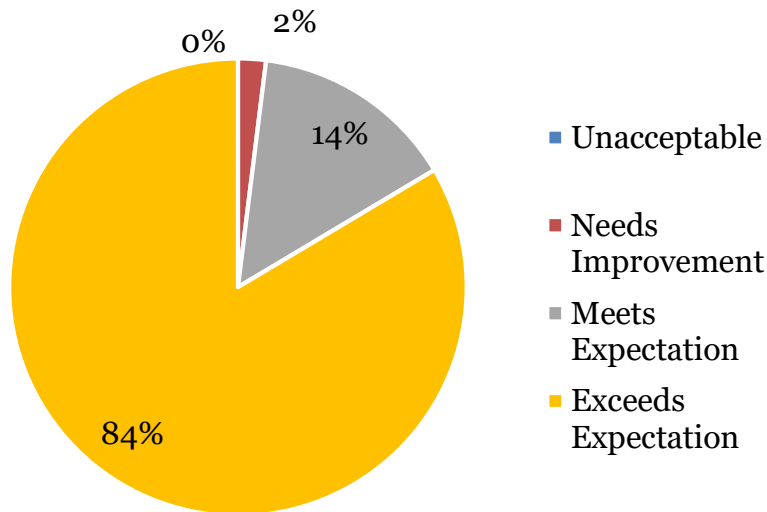
	Elem. Ed. N= 102	Bio. N= 5	Dance Ed. N=3	Deaf Ed. N=2	Eng. N= 5	Foreign Lang. N=1	His. N= 2	Phys. Ed. N= 3	Math N= 2	Music Ed. N= 19	Special Ed. N= 8
0 - Unacceptable	0.00%	0.00%	†	†	0.00%	†	†	†	†	0.00%	†
1 - Needs Improvement	0.98%	0.00%	†	†	0.00%	†	†	†	†	0.00%	†
2 - Meets Standard	14.71%	40.00%	†	†	0.00%	†	†	†	†	0.00%	†
3 - Exceeds Standard	84.31%	60.00%	†	†	100.00%	†	†	†	†	100%	†

**Based on a 0-3 point scale † Low N Count*



DOMAIN III: INSTRUCTION

10. Provides explicit written and oral directions for instructional activities. (CAEP 1.1; InTASC 5; TGR 4)



151 = N (*aggregated*)

2.82 = Average*

3.00 = Median

3.00 = Mode

0.44 = Standard Deviation

**Based on a 0-3 point scale*



DOMAIN III: INSTRUCTION

10. Provides explicit written and oral directions for instructional activities. (CAEP 1.1; InTASC 5; TGR 4)

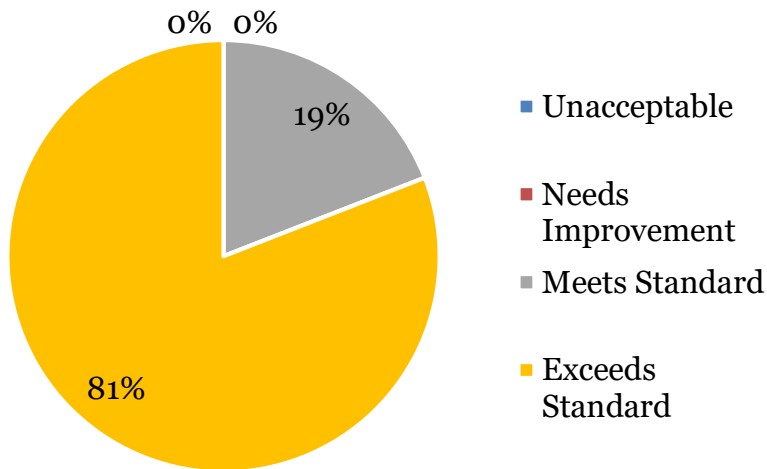
	Elem. Ed. N= 102	Bio. N= 5	Dance Ed. N=3	Deaf Ed. N=2	Eng. N= 5	Foreign Lang. N=1	His. N= 2	Phys. Ed. N= 3	Math N= 2	Music Ed. N= 19	Special Ed. N= 8
0 - Unacceptable	0.00%	0.00%	†	†	0.00%	†	†	†	†	0.00%	†
1 - Needs Improvement	1.96%	0.00%	†	†	0.00%	†	†	†	†	0.00%	†
2 - Meets Standard	11.76%	20.00%	†	†	0.00%	†	†	†	†	15.79%	†
3 - Exceeds Standard	86.27%	80.00%	†	†	100.00%	†	†	†	†	84.21%	†

**Based on a 0-3 point scale † Low N Count*



DOMAIN III: INSTRUCTION

11. Communicates positive expectations for learning for all students. (CAEP 1.1; InTASC 2; TGR 2)



152 = N (aggregated)

2.81 = Average*

3.00 = Median

3.00 = Mode

0.39 = Standard Deviation

**Based on a 0-3 point scale*



DOMAIN III: INSTRUCTION

11. Communicates positive expectations for learning for all students. (CAEP 1.1; InTASC 2; TGR 2)

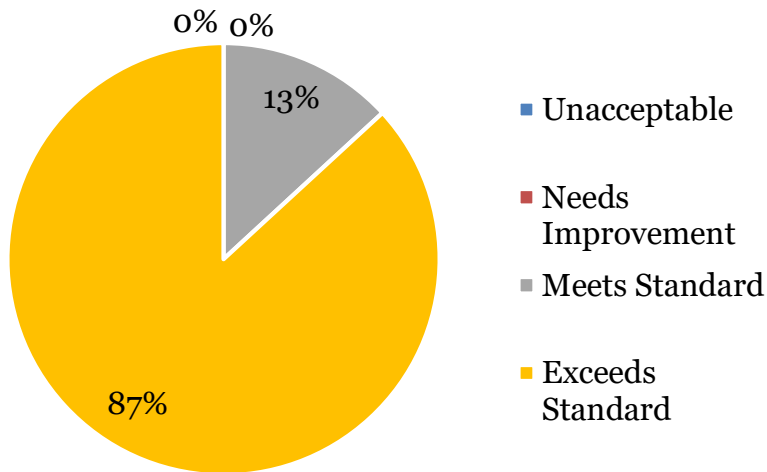
	Elem. Ed. N= 102	Bio. N= 5	Dance Ed. N=3	Deaf Ed. N=2	Eng. N= 5	Foreign Lang. N=1	His. N= 2	Phys. Ed. N= 3	Math N= 2	Music Ed. N= 19	Special Ed. N= 8
0 - Unacceptable	0.00%	0.00%	†	†	0.00%	†	†	†	†	0.00%	†
1 - Needs Improvement	0.00%	0.00%	†	†	0.00%	†	†	†	†	0.00%	†
2 - Meets Standard	18.63%	40.00%	†	†	0.00%	†	†	†	†	0.00%	†
3 - Exceeds Standard	81.37%	60.00%	†	†	100.00%	†	†	†	†	100%	†

**Based on a 0-3 point scale † Low N Count*



DOMAIN III: INSTRUCTION

12. Conveys enthusiasm for teaching and learning for all students. (CAEP 1.1; InTASC 3; TGR 7)



152 = N (aggregated)

2.87 = Average*

3.00 = Median

3.00 = Mode

0.34 = Standard Deviation

**Based on a 0-3 point scale*



DOMAIN III: INSTRUCTION

12. Conveys enthusiasm for teaching and learning for all students. (CAEP 1.1; InTASC 3; TGR 7)

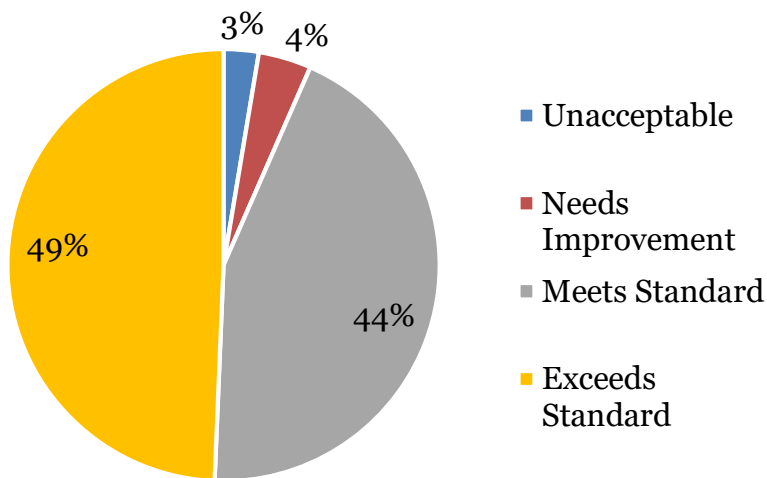
	Elem. Ed. N= 102	Bio. N= 5	Dance Ed. N=3	Deaf Ed. N=2	Eng. N= 5	Foreign Lang. N=1	His. N= 2	Phys. Ed. N= 3	Math N= 2	Music Ed. N= 19	Special Ed. N= 8
0 - Unacceptable	0.00%	0.00%	†	†	0.00%	†	†	†	†	0.00%	†
1 - Needs Improvement	0.00%	0.00%	†	†	0.00%	†	†	†	†	0.00%	†
2 - Meets Standard	9.80%	20.00%	†	†	20.00%	†	†	†	†	10.53%	†
3 - Exceeds Standard	90.20%	80.00%	†	†	80.00%	†	†	†	†	89.47%	†

**Based on a 0-3 point scale † Low N Count*



DOMAIN III: INSTRUCTION

**13. Provides opportunities for all students to cooperate, communicate, and interact with each other to enhance learning.
(CAEP 1.1; InTASC 3; TGR 5)**



152 = N (*aggregated*)

2.40 = Average*

2.00 = Median

3.00 = Mode

0.69 = Standard Deviation

**Based on a 0-3 point scale*



DOMAIN III: INSTRUCTION

**13. Provides opportunities for all students to cooperate, communicate, and interact with each other to enhance learning.
(CAEP 1.1; InTASC 3; TGR 5)**

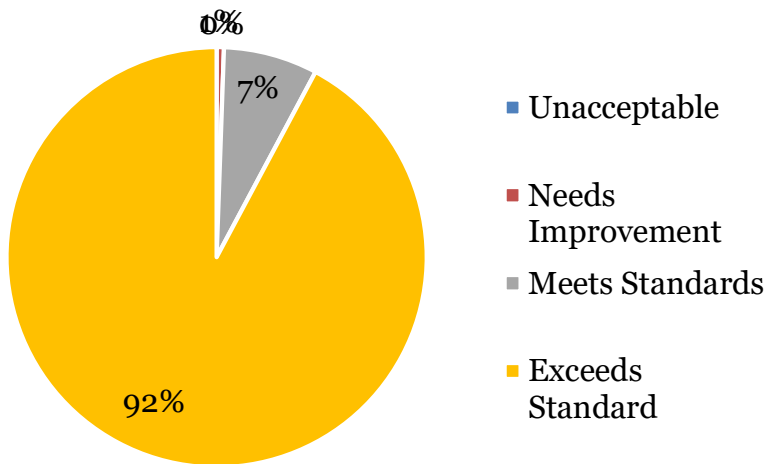
	Elem. Ed. N= 102	Bio. N= 5	Dance Ed. N=3	Deaf Ed. N=2	Eng. N= 5	Foreign Lang. N=1	His. N= 2	Phys. Ed. N= 3	Math N= 2	Music Ed. N= 19	Special Ed. N= 8
0 - Unacceptable	3.92%	0.00%	†	†	0.00%	†	†	†	†	0.00%	†
1 - Needs Improvement	3.92%	0.00%	†	†	0.00%	†	†	†	†	0.00%	†
2 - Meets Standard	58.82%	40.00%	†	†	20.00%	†	†	†	†	5.26%	†
3 - Exceeds Standard	33.33%	60.00%	†	†	80.00%	†	†	†	†	94.74%	†

**Based on a 0-3 point scale † Low N Count*



DOMAIN III: INSTRUCTION

14. Demonstrates content knowledge and an understanding of how to teach the content. (CAEP 1.3; InTASC 4; TGR 4)



152 = N (*aggregated*)

2.91 = Average*

3.00 = Median

3.00 = Mode

0.30 = Standard Deviation

**Based on a 0-3 point scale*



DOMAIN III: INSTRUCTION

14. Demonstrates content knowledge and an understanding of how to teach the content. (CAEP 1.3; InTASC 4; TGR 4)

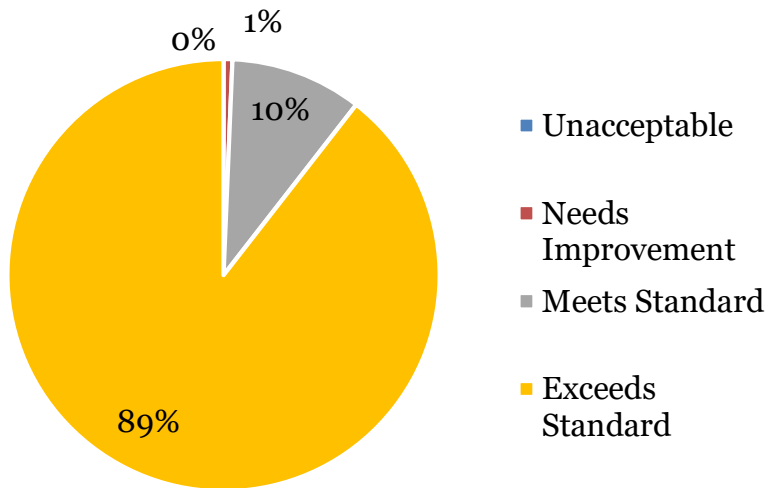
	Elem. Ed. N= 102	Bio. N= 5	Dance Ed. N=3	Deaf Ed. N=2	Eng. N= 5	Foreign Lang. N=1	His. N= 2	Phys. Ed. N= 3	Math N= 2	Music Ed. N= 19	Special Ed. N= 8
0 - Unacceptable	0.00%	0.00%	†	†	0.00%	†	†	†	†	0.00%	†
1 - Needs Improvement	0.00%	0.00%	†	†	0.00%	†	†	†	†	0.00%	†
2 - Meets Standard	3.92%	0.00%	†	†	20.00%	†	†	†	†	10.53%	†
3 - Exceeds Standard	96.08%	100.00%	†	†	80.00%	†	†	†	†	89.47%	†

**Based on a 0-3 point scale † Low N Count*



DOMAIN III: INSTRUCTION

15. Uses a variety of appropriate teaching strategies, including technology, to impact student learning and development. (CAEP 1.3; InTASC 8; TGR 4)



152 = N (*aggregated*)

2.89 = Average*

3.00 = Median

3.00 = Mode

0.34 = Standard Deviation

**Based on a 0-3 point scale*



DOMAIN III: INSTRUCTION

15. Uses a variety of appropriate teaching strategies, including technology, to impact student learning and development. (CAEP 1.3; InTASC 8; TGR 4)

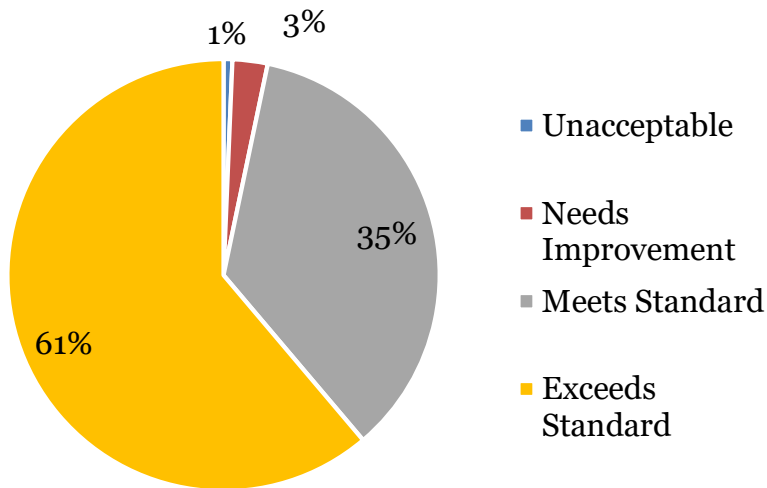
	Elem. Ed. N= 102	Bio. N= 5	Dance Ed. N=3	Deaf Ed. N=2	Eng. N= 5	Foreign Lang. N=1	His. N= 2	Phys. Ed. N= 3	Math N= 2	Music Ed. N= 19	Special Ed. N= 8
0 - Unacceptable	0.00%	0.00%	†	†	0.00%	†	†	†	†	0.00%	†
1 - Needs Improvement	0.00%	0.00%	†	†	0.00%	†	†	†	†	0.00%	†
2 - Meets Standard	4.90%	0.00%	†	†	20.00%	†	†	†	†	21.05%	†
3 - Exceeds Standard	95.10%	100.00%	†	†	80.00%	†	†	†	†	78.95%	†

**Based on a 0-3 point scale † Low N Count*



DOMAIN III: INSTRUCTION

16. Planned learning experiences are implemented that accommodate differences in developmental and individual needs of each learner in the group. (CAEP 1.4; InTASC 1; TGR 2)



152 = N (*aggregated*)

2.57 = Average*

3.00 = Median

3.00 = Mode

0.58 = Standard Deviation

**Based on a 0-3 point scale*



DOMAIN III: INSTRUCTION

16. Planned learning experiences are implemented that accommodate differences in developmental and individual needs of each learner in the group. (CAEP 1.4; InTASC 1; TGR 2)

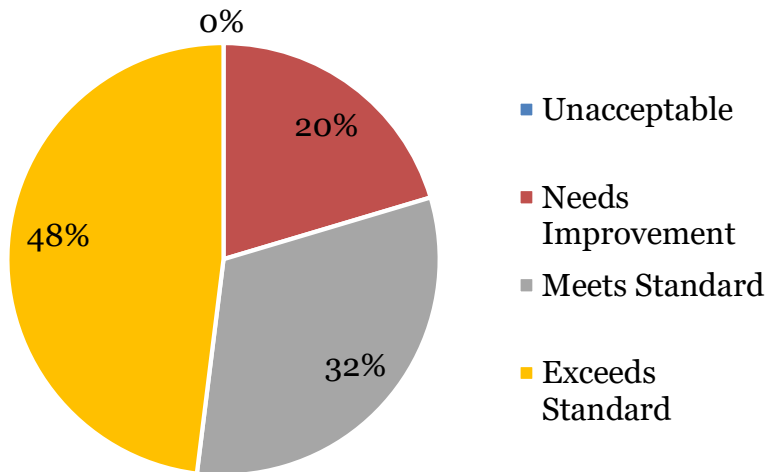
	Elem. Ed. N= 102	Bio. N= 5	Dance Ed. N=3	Deaf Ed. N=2	Eng. N= 5	Foreign Lang. N=1	His. N= 2	Phys. Ed. N= 3	Math N= 2	Music Ed. N= 19	Special Ed. N= 8
0 - Unacceptable	0.98%	0.00%	†	†	0.00%	†	†	†	†	0.00%	†
1 - Needs Improvement	2.94%	0.00%	†	†	0.00%	†	†	†	†	0.00%	†
2 - Meets Standard	34.31%	100.00%	†	†	20.00%	†	†	†	†	10.53%	†
3 - Exceeds Standard	61.76%	0.00%	†	†	80.00%	†	†	†	†	89.47%	†

**Based on a 0-3 point scale † Low N Count*



DOMAIN III: INSTRUCTION

17. Engages all students in critical thinking through higher-order questioning. (CAEP 1.4; InTASC 5; TGR 4)



152 = N (*aggregated*)

2.28 = Average*

2.00 = Median

3.00 = Mode

0.78 = Standard Deviation

**Based on a 0-3 point scale*



DOMAIN III: INSTRUCTION

17. Engages all students in critical thinking through higher-order questioning. (CAEP 1.4; InTASC 5; TGR 4)

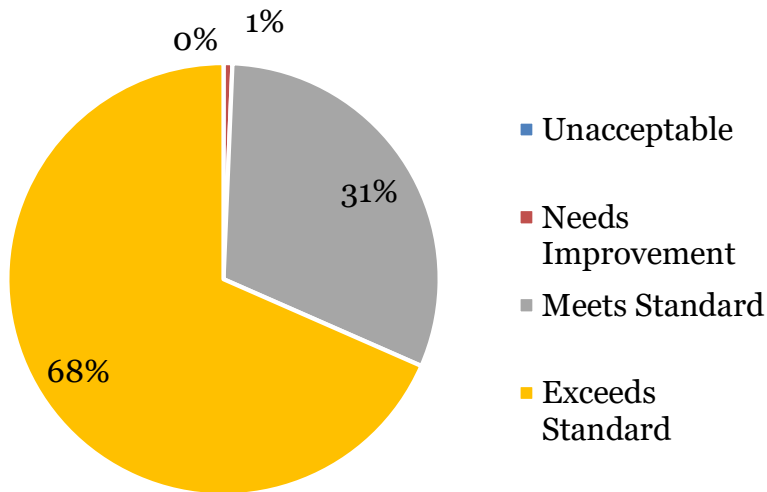
	Elem. Ed. N= 102	Bio. N= 5	Dance Ed. N=3	Deaf Ed. N=2	Eng. N= 5	Foreign Lang. N=1	His. N= 2	Phys. Ed. N= 3	Math N= 2	Music Ed. N= 19	Special Ed. N= 8
0 - Unacceptable	0.00%	0.00%	†	†	0.00%	†	†	†	†	0.00%	†
1 - Needs Improvement	25.49%	0.00%	†	†	0.00%	†	†	†	†	0.00%	†
2 - Meets Standard	32.35%	0.00%	†	†	0.00%	†	†	†	†	42.11%	†
3 - Exceeds Standard	42.16%	100.00%	†	†	100.00%	†	†	†	†	57.89%	†

**Based on a 0-3 point scale † Low N Count*



DOMAIN III: INSTRUCTION

18. Adjusts instruction as needed based on student input, cues, and individual/group responses. (CAEP 1.4; InTASC 8; TGR 4)



152 = N (*aggregated*)

2.68 = Average*

3.00 = Median

3.00 = Mode

0.48 = Standard Deviation

**Based on a 0-3 point scale*



DOMAIN III: INSTRUCTION

18. Adjusts instruction as needed based on student input, cues, and individual/group responses. (CAEP 1.4; InTASC 8; TGR 4)

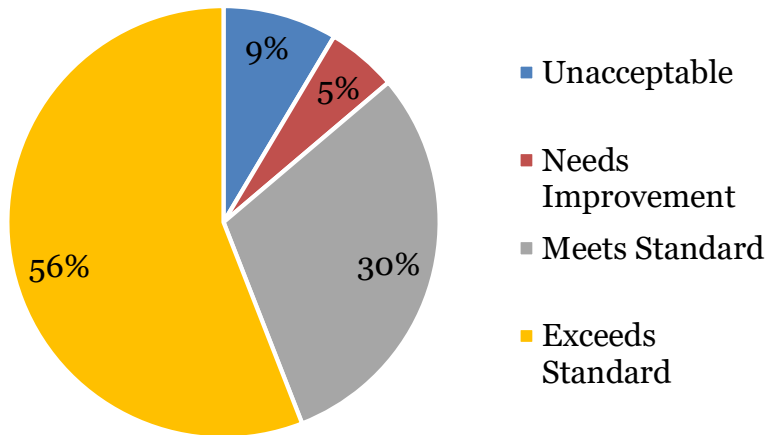
	Elem. Ed. N= 102	Bio. N= 5	Dance Ed. N=3	Deaf Ed. N=2	Eng. N= 5	Foreign Lang. N=1	His. N= 2	Phys. Ed. N= 3	Math N= 2	Music Ed. N= 19	Special Ed. N= 8
0 - Unacceptable	0.00%	0.00%	†	†	0.00%	†	†	†	†	0.00%	†
1 - Needs Improvement	0.00%	0.00%	†	†	0.00%	†	†	†	†	0.00%	†
2 - Meets Standard	36.27%	60.00%	†	†	0.00%	†	†	†	†	10.53%	†
3 - Exceeds Standard	63.73%	40.00%	†	†	100.00%	†	†	†	†	89.47%	†

**Based on a 0-3 point scale † Low N Count*



DOMAIN III: INSTRUCTION

19. Uses family and/or community resources in instruction to impact student learning and development. (CAEP 1.1; InTASC 10; TGR 9)



152 = N (*aggregated*)

2.34 = Average*

3.00 = Median

3.00 = Mode

0.92 = Standard Deviation

**Based on a 0-3 point scale*



DOMAIN III: INSTRUCTION

19. Uses family and/or community resources in instruction to impact student learning and development. (CAEP 1.1; InTASC 10; TGR 9)

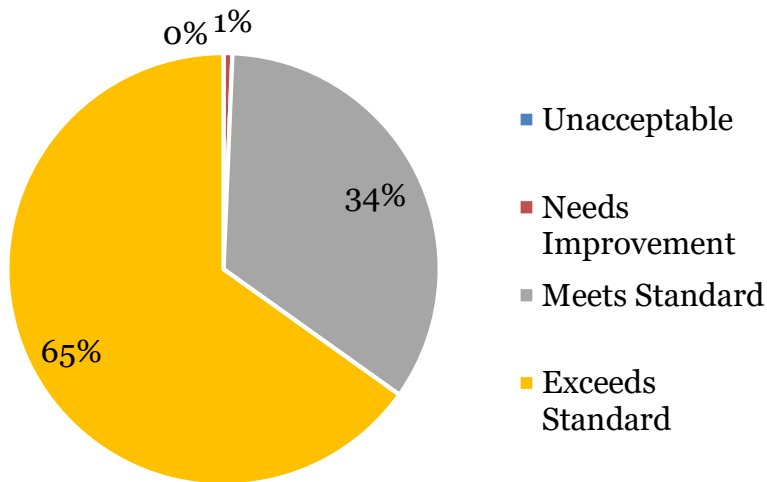
	Elem. Ed. N= 102	Bio. N= 5	Dance Ed. N=3	Deaf Ed. N=2	Eng. N= 5	Foreign Lang. N=1	His. N= 2	Phys. Ed. N= 3	Math N= 2	Music Ed. N= 19	Special Ed. N= 8
0 - Unacceptable	12.75%	0.00%	†	†	0.00%	†	†	†	†	0.00%	†
1 - Needs Improvement	7.84%	0.00%	†	†	0.00%	†	†	†	†	0.00%	†
2 - Meets Standard	36.27%	60.00%	†	†	0.00%	†	†	†	†	5.26%	†
3 - Exceeds Standard	43.14%	40.00%	†	†	100.00%	†	†	†	†	94.74%	†

**Based on a 0-3 point scale † Low N Count*



DOMAIN IV: LEARNING ENVIRONMENT

20. Adjusts the classroom environment to enhance positive peer relationships, motivation, and learning. (CAEP 1.1; InTASC 3; TGR 5)



152 = N (aggregated)

2.64 = Average*

3.00 = Median

3.00 = Mode

0.49 = Standard Deviation

**Based on a 0-3 point scale*



DOMAIN IV: LEARNING ENVIRONMENT

20. Adjusts the classroom environment to enhance positive peer relationships, motivation, and learning. (CAEP 1.1; InTASC 3; TGR 5)

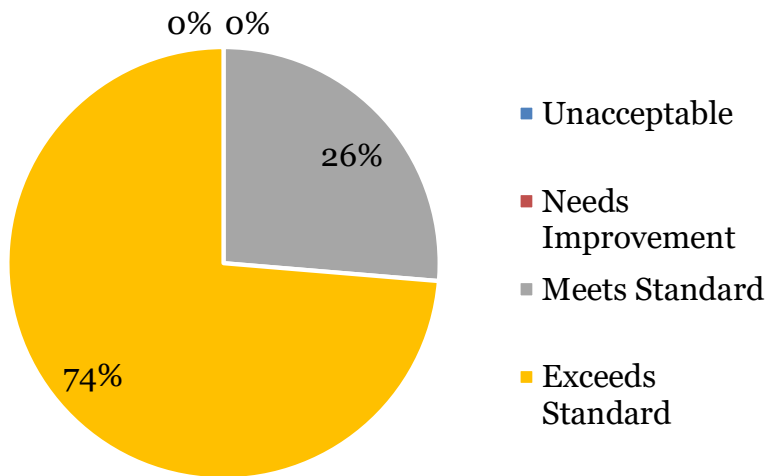
	Elem. Ed. N= 102	Bio. N= 5	Dance Ed. N=3	Deaf Ed. N=2	Eng. N= 5	Foreign Lang. N=1	His. N= 2	Phys. Ed. N= 3	Math N= 2	Music Ed. N= 19	Special Ed. N= 8
0 - Unacceptable	0.00%	0.00%	†	†	0.00%	†	†	†	†	0.00%	†
1 - Needs Improvement	0.00%	0.00%	†	†	0.00%	†	†	†	†	0.00%	†
2 - Meets Standard	39.22%	40.00%	†	†	0.00%	†	†	†	†	5.26%	†
3 - Exceeds Standard	60.78%	60.00%	†	†	100.00%	†	†	†	†	94.74%	†

**Based on a 0-3 point scale † Low N Count*



DOMAIN IV: LEARNING ENVIRONMENT

21. Attends to and delegates routine tasks. (CAEP 1.1; InTASC 3; TGR 6)



152 = N (aggregated)

2.74 = Average*

3.00 = Median

3.00 = Mode

0.44 = Standard Deviation

**Based on a 0-3 point scale*



DOMAIN IV: LEARNING ENVIRONMENT

21. Attends to and delegates routine tasks. (CAEP 1.1; InTASC 3; TGR 6)

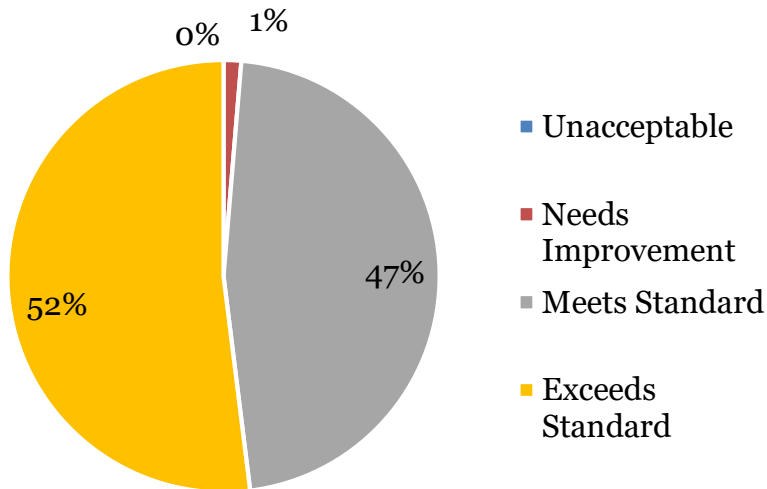
	Elem. Ed. N= 102	Bio. N= 5	Dance Ed. N=3	Deaf Ed. N=2	Eng. N= 5	Foreign Lang. N=1	His. N= 2	Phys. Ed. N= 3	Math N= 2	Music Ed. N= 19	Special Ed. N= 8
0 - Unacceptable	0.00%	0.00%	†	†	0.00%	†	†	†	†	0.00%	†
1 - Needs Improvement	0.00%	0.00%	†	†	0.00%	†	†	†	†	0.00%	†
2 - Meets Standard	32.35%	20.00%	†	†	20.00%	†	†	†	†	0.00%	†
3 - Exceeds Standard	67.65%	80.00%	†	†	80.00%	†	†	†	†	100%	†

**Based on a 0-3 point scale † Low N Count*



DOMAIN IV: LEARNING ENVIRONMENT

22. Uses multiple strategies to foster appropriate student behavior according to individual and situational needs. (CAEP 1.1; InTASC 3; TGR 5)



152 = N (*aggregated*)

2.38 = Average*

3.00 = Median

3.00 = Mode

0.53 = Standard Deviation

**Based on a 0-3 point scale*



DOMAIN IV: LEARNING ENVIRONMENT

22. Uses multiple strategies to foster appropriate student behavior according to individual and situational needs. (CAEP 1.1; InTASC 3; TGR 5)

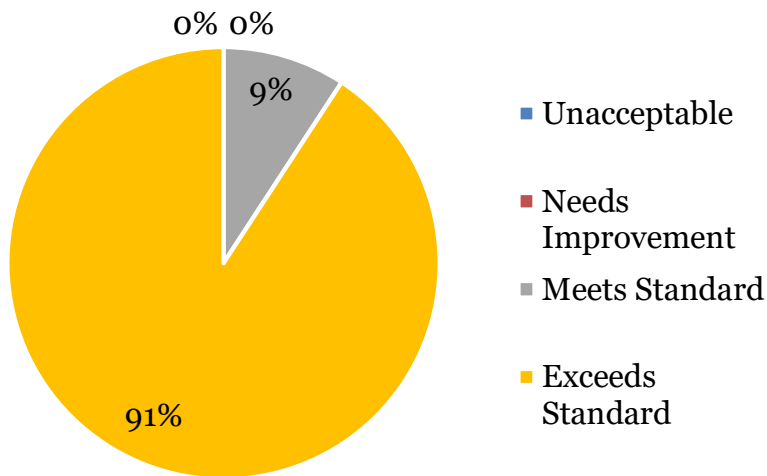
	Elem. Ed. N= 102	Bio. N= 5	Dance Ed. N=3	Deaf Ed. N=2	Eng. N= 5	Foreign Lang. N=1	His. N= 2	Phys. Ed. N= 3	Math N= 2	Music Ed. N= 19	Special Ed. N= 8
0 - Unacceptable	0.00%	0.00%	†	†	0.00%	†	†	†	†	0.00%	†
1 - Needs Improvement	0.98%	0.00%	†	†	20.00%	†	†	†	†	0.00%	†
2 - Meets Standard	54.90%	40.00%	†	†	0.00%	†	†	†	†	5.26%	†
3 - Exceeds Standard	44.12%	60.00%	†	†	80.00%	†	†	†	†	94.74%	†

**Based on a 0-3 point scale † Low N Count*



DOMAIN IV: LEARNING ENVIRONMENT

23. Creates a culturally inclusive environment that promotes fairness, safety, respect, and support for all students. (CAEP 1.1; InTASC 3; TGR 7)



152 = N (*aggregated*)

2.91 = Average*

3.00 = Median

3.00 = Mode

0.29 = Standard Deviation

**Based on a 0-3 point scale*



DOMAIN IV: LEARNING ENVIRONMENT

23. Creates a culturally inclusive environment that promotes fairness, safety, respect, and support for all students. (CAEP 1.1; InTASC 3; TGR 7)

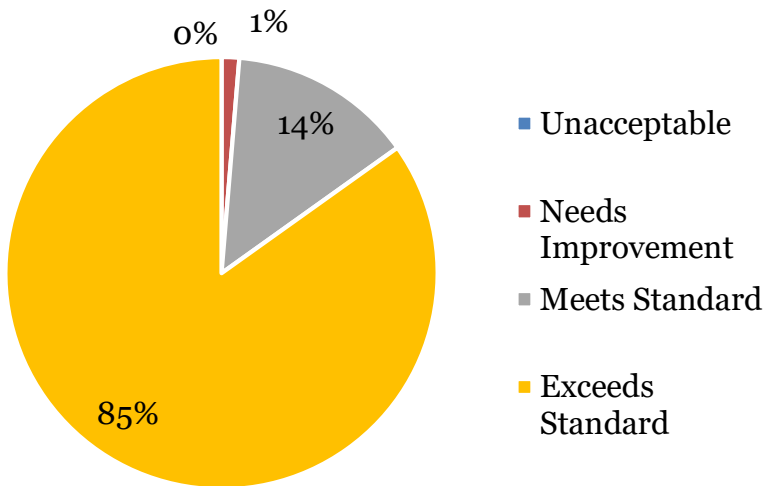
	Elem. Ed. N= 102	Bio. N= 5	Dance Ed. N=3	Deaf Ed. N=2	Eng. N= 5	Foreign Lang. N=1	His. N= 2	Phys. Ed. N= 3	Math N= 2	Music Ed. N= 19	Special Ed. N= 8
0 - Unacceptable	0.00%	0.00%	†	†	0.00%	†	†	†	†	0.00%	†
1 - Needs Improvement	0.00%	0.00%	†	†	0.00%	†	†	†	†	0.00%	†
2 - Meets Standard	7.84%	40.00%	†	†	20.00%	†	†	†	†	0.00%	†
3 - Exceeds Standard	92.16%	60.00%	†	†	80.00%	†	†	†	†	100.00%	†

**Based on a 0-3 point scale † Low N Count*



DOMAIN IV: LEARNING ENVIRONMENT

24. Maximizes instructional time. (CAEP 1.1; InTASC 7; TGR 6)



152 = N

2.84 = Average*

3.00 = Median

3.00 = Mode

0.41 = Standard Deviation

**Based on a 0-3 point scale*



DOMAIN IV: LEARNING ENVIRONMENT

24. Maximizes instructional time. (CAEP 1.1; InTASC 7; TGR 6)

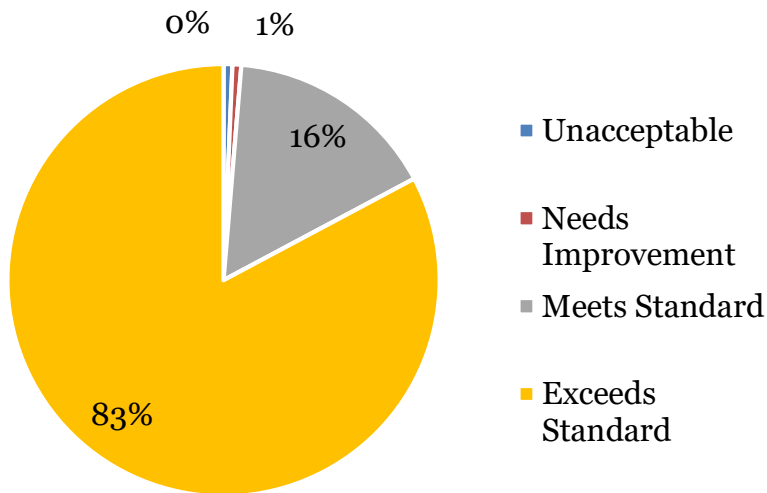
	Elem. Ed. N= 102	Bio. N= 5	Dance Ed. N=3	Deaf Ed. N=2	Eng. N= 5	Foreign Lang. N=1	His. N= 2	Phys. Ed. N= 3	Math N= 2	Music Ed. N= 19	Special Ed. N= 8
0 - Unacceptable	0.00%	0.00%	†	†	0.00%	†	†	†	†	0.00%	†
1 - Needs Improvement	0.98%	0.00%	†	†	0.00%	†	†	†	†	0.00%	†
2 - Meets Standard	10.78%	20.00%	†	†	0.00%	†	†	†	†	15.79%	†
3 - Exceeds Standard	88.24%	80.00%	†	†	100.00%	†	†	†	†	84.21%	†

**Based on a 0-3 point scale † Low N Count*



DOMAIN V: PROFESSIONAL RESPONSIBILITIES

25. Collaborates with professional colleagues (classroom mentor teacher and/or university supervisor) to communicate with families about student learning and development. (CAEP 1.1; InTASC 10; TGR 9)



152 = N

2.81 = Average*

3.00 = Median

3.00 = Mode

0.45 = Standard Deviation

**Based on a 0-3 point scale*



DOMAIN V: PROFESSIONAL RESPONSIBILITIES

25. Collaborates with professional colleagues (classroom mentor teacher and/or university supervisor) to communicate with families about student learning and development. (CAEP 1.1; InTASC 10; TGR 9)

	Elem. Ed. N= 102	Bio. N= 5	Dance Ed. N=3	Deaf Ed. N=2	Eng. N= 5	Foreign Lang. N=1	His. N= 2	Phys. Ed. N= 3	Math N= 2	Music Ed. N= 19	Special Ed. N= 8
0 - Unacceptable	0.98%	0.00%	†	†	0.00%	†	†	†	†	0.00%	†
1 - Needs Improvement	0.98%	0.00%	†	†	0.00%	†	†	†	†	0.00%	†
2 - Meets Standard	17.65%	20.00%	†	†	0.00%	†	†	†	†	5.26%	†
3 - Exceeds Standard	80.39%	80.00%	†	†	100.00%	†	†	†	†	94.74%	†

**Based on a 0-3 point scale † Low N Count*