

University of Southern Mississippi

118 College Drive

Dr. Rodney Bennett

AGENCY

ADDRESS

CHIEF EXECUTIVE OFFICER

	Actual Expenses June 30,2015	Estimated Expenses June 30,2016	Requested For June 30,2017	Requested Over/(Under) Estimated	
				AMOUNT	PERCENT
I. A. PERSONAL SERVICES					
1. Salaries, Wages & Fringe Benefits (Base)	121,234,771	126,502,677	133,983,785		
a. Additional Compensation					
b. Proposed Vacancy Rate (Dollar Amount)			2,581,687		
c. Per Diem					
Total Salaries, Wages & Fringe Benefits	121,234,771	126,502,677	131,402,098	4,899,421	3.87%
2. Travel					
a. Travel & Subsistence (In-State)	297,003	439,855	470,911	31,056	7.06%
b. Travel & Subsistence (Out-Of-State)	761,831	1,131,056	1,200,000	68,944	6.10%
c. Travel & Subsistence (Out-Of-Country)	14,271				
Total Travel	1,073,105	1,570,911	1,670,911	100,000	6.37%
B. CONTRACTUAL SERVICE S (Schedule B)					
a. Tuition, Rewards & Awards	24,903,869	24,382,450	24,982,450	600,000	2.46%
b. Communications, Transportation & Utilities	5,309,988	5,286,988	5,786,988	500,000	9.46%
c. Public Information	299,607	299,607	299,607		
d. Rents	1,129,393	1,060,046	1,060,046		
e. Repairs & Service	1,371,106	1,272,056	1,963,583	691,527	54.36%
f. Fees, Professional & Other Services	1,681,302	1,681,302	1,681,302		
g. Other Contractual Services	2,700,286	2,700,286	2,700,286		
h. Data Processing	2,524,922	2,524,922	2,524,922		
i. Other	5,530,321	3,194,215	5,321,378	2,127,163	66.59%
Total Contractual Services	45,450,794	42,401,872	46,320,562	3,918,690	9.24%
C. COMMODITIES (Schedule C)					
a. Maintenance & Construction Materials & Supplies	605,149	605,149	605,149		
b. Printing & Office Supplies & Materials	676,222	676,222	676,222		
c. Equipment, Repair Parts, Supplies & Accessories	1,788,138	1,888,138	1,913,138	25,000	1.32%
d. Professional & Scientific Supplies & Materials	65,593	65,593	65,593		
e. Other Supplies & Materials	1,204,224	1,192,169	1,192,169		
Total Commodities	4,339,326	4,427,271	4,452,271	25,000	0.56%
D. CAPITAL OUTLAY					
1. Total Other Than Equipment (Schedule D-1)	65,518	151,669	151,669		
2. Equipment (Schedule D-2)					
b. Road Machinery, Farm & Other Working Equipment	129,859	379,859	379,859		
c. Office Machines, Furniture, Fixtures & Equipment	28,035	128,035	128,035		
d. IS Equipment (Data Processing & Telecommunications)	110,393	310,393	310,393		
e. Equipment - Lease Purchase	504,874	507,480	510,107	2,627	0.52%
f. Other Equipment	37,614	159,430	159,430		
Total Equipment (Schedule D-2)	810,775	1,485,197	1,487,824	2,627	0.18%
3. Vehicles (Schedule D-3)					
4. Wireless Comm. Devices (Schedule D-4)					
E. SUBSIDIES, LOANS & GRANTS (Schedule E)	5,705,428	7,428,669	7,809,515	380,846	5.13%
TOTAL EXPENDITURES	178,679,717	183,968,266	193,294,850	9,326,584	5.07%
II. BUDGET TO BE FUNDED AS FOLLOWS:					
Cash Balance-Unencumbered					
General Fund Appropriation (Enter General Fund Lapse Below)	63,204,449	65,619,962	69,619,383	3,999,421	6.09%
State Support Special Funds	12,574,320	10,788,300	12,915,463	2,127,163	19.72%
Federal Funds _____ Other Special Funds (Specify) _____					
Tuition	97,809,471	101,552,224	104,752,224	3,200,000	3.15%
Other	5,091,477	6,007,780	6,007,780		
Less: Estimated Cash Available Next Fiscal Period					
TOTAL FUNDS (equals Total Expenditures above)	178,679,717	183,968,266	193,294,850	9,326,584	5.07%
GENERAL FUND LAPSE					
III: PERSONNEL DATA					
Number of Positions Authorized in Appropriation Bill	a.) Full Perm	2,056	2,009	2,009	
	b.) Full T-L				
	c.) Part Perm				
	d.) Part T-L				
Average Annual Vacancy Rate (Percentage)	a.) Full Perm				
	b.) Full T-L				
	c.) Part Perm				
	d.) Part T-L				

Approved by: Dr. Rodney Bennett

Official of Board or Commission

Submitted by: Lynn Smith

Date: 8/3/2015 4:26 PM

Budget Officer: Lynn Smith / Lynn.Smith@usm.edu

Phone Number: 601.266.4632

Title: Director of Fiscal Planning

REQUEST BY FUNDING SOURCE

Name of Agency : University of Southern Mississippi

Specify Funding Sources As Shown Below	FY 2015 Actual Amount	% of Line Item	% of Total Budget	FY 2016 Estimated Amount	% of Line Item	% of Total Budget	FY 2017 Requested Amount	% of Line Item	% of Total Budget
1. General _____ State Support Special (Specify) _____	43,305,060	35.72%		45,186,756	35.72%		49,186,177	37.43%	
2. Budget Contingency Fund									
3. Education Enhancement Fund	7,286,210	6.01%		7,602,811	6.01%		7,602,811	5.79%	
4. Health Care Expendable Fund									
5. Tobacco Control Fund									
6. Hurricane Disaster Reserve Fund									
7. Capital Expense Fund									
8. Federal _____ Other Special (Specify) _____									
9. Tuition	67,151,941	55.39%		70,069,833	55.39%		70,969,833	54.01%	
10. Other	3,491,560	2.88%		3,643,277	2.88%		3,643,277	2.77%	
11.									
12.									
Total Salaries	121,234,771		67.85%	126,502,677		68.76%	131,402,098		67.98%
1. General _____ State Support Special (Specify) _____	383,313	35.72%		561,129	35.72%		561,129	33.58%	
2. Budget Contingency Fund									
3. Education Enhancement Fund	64,494	6.01%		94,412	6.01%		94,412	5.65%	
4. Health Care Expendable Fund									
5. Tobacco Control Fund									
6. Hurricane Disaster Reserve Fund									
7. Capital Expense Fund									
8. Federal _____ Other Special (Specify) _____									
9. Tuition	594,393	55.39%		870,128	55.39%		970,128	58.06%	
10. Other	30,905	2.88%		45,242	2.88%		45,242	2.71%	
11.									
12.									
Total Travel	1,073,105		0.60%	1,570,911		0.85%	1,670,911		0.86%
1. General _____ State Support Special (Specify) _____	15,551,391	34.22%		15,145,949	35.72%		15,145,949	32.70%	
2. Budget Contingency Fund									
3. Education Enhancement Fund	2,616,569	5.76%		2,548,353	6.01%		2,548,353	5.50%	
4. Health Care Expendable Fund									
5. Tobacco Control Fund									
6. Hurricane Disaster Reserve Fund									
7. Capital Expense Fund	1,913,864	4.21%					2,127,163	4.59%	
8. Federal _____ Other Special (Specify) _____									
9. Tuition	24,115,106	53.06%		23,486,396	55.39%		25,277,923	54.57%	
10. Other	1,253,864	2.76%		1,221,174	2.88%		1,221,174	2.64%	
11.									
12.									
Total Contractual	45,450,794		25.44%	42,401,872		23.05%	46,320,562		23.96%
1. General _____ State Support Special (Specify) _____	1,529,499	35.25%		1,581,421	35.72%		1,581,421	35.52%	
2. Budget Contingency Fund									
3. Education Enhancement Fund	257,343	5.93%		266,079	6.01%		266,079	5.98%	
4. Health Care Expendable Fund									
5. Tobacco Control Fund									
6. Hurricane Disaster Reserve Fund									
7. Capital Expense Fund	57,414	1.32%							
8. Federal _____ Other Special (Specify) _____									
9. Tuition	2,371,751	54.66%		2,452,266	55.39%		2,477,266	55.64%	
10. Other	123,319	2.84%		127,505	2.88%		127,505	2.86%	
11.									
12.									
Total Commodities	4,339,326		2.43%	4,427,271		2.41%	4,452,271		2.30%

REQUEST BY FUNDING SOURCE

Name of Agency : University of Southern Mississippi

Specify Funding Sources As Shown Below	FY 2015 Actual Amount	% of Line Item	% of Total Budget	FY 2016 Estimated Amount	% of Line Item	% of Total Budget	FY 2017 Requested Amount	% of Line Item	% of Total Budget
1. General _____ State Support Special (Specify) _____	23,403	35.72%		54,176	35.72%		54,176	35.72%	
2. Budget Contingency Fund									
3. Education Enhancement Fund	3,938	6.01%		9,115	6.01%		9,115	6.01%	
4. Health Care Expendable Fund									
5. Tobacco Control Fund									
6. Hurricane Disaster Reserve Fund									
7. Capital Expense Fund									
8. Federal _____ Other Special (Specify) _____									
9. Tuition	36,290	55.39%		84,010	55.39%		84,010	55.39%	
10. Other	1,887	2.88%		4,368	2.88%		4,368	2.88%	
11.									
12.									
Total Capital Other Than Equipment	65,518		0.04%	151,669		0.08%	151,669		0.08%
1. General _____ State Support Special (Specify) _____	109,268	13.48%		349,241	23.51%		349,241	23.47%	
2. Budget Contingency Fund									
3. Education Enhancement Fund	18,385	2.27%		58,761	3.96%		58,761	3.95%	
4. Health Care Expendable Fund									
5. Tobacco Control Fund									
6. Hurricane Disaster Reserve Fund									
7. Capital Expense Fund									
8. Federal _____ Other Special (Specify) _____									
9. Tuition	674,312	83.17%		1,049,037	70.63%		1,051,664	70.68%	
10. Other	8,810	1.09%		28,158	1.90%		28,158	1.89%	
11.									
12.									
Total Capital Equipment	810,775		0.45%	1,485,197		0.81%	1,487,824		0.77%
1. General _____ State Support Special (Specify) _____									
2. Budget Contingency Fund									
3. Education Enhancement Fund									
4. Health Care Expendable Fund									
5. Tobacco Control Fund									
6. Hurricane Disaster Reserve Fund									
7. Capital Expense Fund									
8. Federal _____ Other Special (Specify) _____									
9. Tuition									
10. Other									
11.									
12.									
Total Vehicles									
1. General _____ State Support Special (Specify) _____									
2. Budget Contingency Fund									
3. Education Enhancement Fund									
4. Health Care Expendable Fund									
5. Tobacco Control Fund									
6. Hurricane Disaster Reserve Fund									
7. Capital Expense Fund									
8. Federal _____ Other Special (Specify) _____									
9. Tuition									
10. Other									
11.									
12.									
Total Wireless Communication Devs.									

REQUEST BY FUNDING SOURCE

Name of Agency : University of Southern Mississippi

Specify Funding Sources As Shown Below	FY 2015 Actual Amount	% of Line Item	% of Total Budget	FY 2016 Estimated Amount	% of Line Item	% of Total Budget	FY 2017 Requested Amount	% of Line Item	% of Total Budget
1. General _____ State Support Special (Specify) _____	2,302,515	40.36%		2,741,290	36.90%		2,741,290	35.10%	
2. Budget Contingency Fund									
3. Education Enhancement Fund	356,103	6.24%		208,769	2.81%		208,769	2.67%	
4. Health Care Expendable Fund									
5. Tobacco Control Fund									
6. Hurricane Disaster Reserve Fund									
7. Capital Expense Fund									
8. Federal _____ Other Special (Specify) _____									
9. Tuition	2,865,678	50.23%		3,540,555	47.66%		3,921,401	50.21%	
10. Other	181,132	3.17%		938,055	12.63%		938,055	12.01%	
11.									
12.									
Total Subsidies	5,705,428		3.19%	7,428,669		4.04%	7,809,515		4.04%
1. General _____ State Support Special (Specify) _____	63,204,449	35.37%		65,619,962	35.67%		69,619,383	36.02%	
2. Budget Contingency Fund									
3. Education Enhancement Fund	10,603,042	5.93%		10,788,300	5.86%		10,788,300	5.58%	
4. Health Care Expendable Fund									
5. Tobacco Control Fund									
6. Hurricane Disaster Reserve Fund									
7. Capital Expense Fund	1,971,278	1.10%					2,127,163	1.10%	
8. Federal _____ Other Special (Specify) _____									
9. Tuition	97,809,471	54.74%		101,552,225	55.20%		104,752,225	54.19%	
10. Other	5,091,477	2.85%		6,007,779	3.27%		6,007,779	3.11%	
11.									
12.									
TOTAL	178,679,717		100.00%	183,968,266		100.00%	193,294,850		100.00%

SPECIAL FUNDS DETAIL

University of Southern Mississippi (268-00)

Name of Agency

S. STATE SUPPORT SPECIAL FUNDS		(1) Actual Revenues FY 2015	(2) Estimated Revenues FY 2016	(3) Requested Revenues FY 2017
Source (Fund Number)	Detailed Description of Source			
	Cash Balance-Unencumbered			
Budget Contingency Fund	BCF - Budget Contingency			
Education Enhancement Fund	EEF - Education Enhancement Fund	10,603,042	10,788,300	10,788,300
Health Care Expendable Fund	HCEF - Health Care Expendable Fund			
Tobacco Control Fund	TCF - Tobacco Control Fund			
Hurricane Disaster Reserve Fund	HDRF - Hurricane Disaster Reserve Fund			
Capital Expense Fund	CEF - Capital Expense Fund	1,971,278		2,127,163
State Support Special Fund TOTAL		12,574,320	10,788,300	12,915,463

A. FEDERAL FUNDS *		Percentage Match Requirement		(1) Actual Revenues FY 2015	(2) Estimated Revenues FY 2016	(3) Requested Revenues FY 2017
Source (Fund Number)	Detailed Description of Source	FY 2016	FY 2017			
	Cash Balance-Unencumbered					
Federal Fund TOTAL						

B. OTHER SPECIAL FUNDS (NON-FED'L)		(1) Actual Revenues FY 2015	(2) Estimated Revenues FY 2016	(3) Requested Revenues FY 2017
Source (Fund Number)	Detailed Description of Source			
	Cash Balance-Unencumbered			
Tuition (1)	NA	97,809,471	101,552,224	104,752,224
Other (2)	NA	5,091,477	6,007,780	6,007,780
Other Special Fund TOTAL		102,900,948	107,560,004	110,760,004

SECTIONS S + A + B TOTAL		115,475,268	118,348,304	123,675,467
---------------------------------	--	--------------------	--------------------	--------------------

C. TREASURY FUND/BANK ACCOUNTS *			(1) Reconciled Balance as of 6/30/15	(2) Balance as of 6/30/16	(3) Balance as of 6/30/17
Name of Fund/Account	Fund/Account Number	Name of Bank (If Applicable)			
Multiple	Multiple	BancorpSouth	29,879,000	29,879,000	29,879,000
Multiple	Multiple	Hancock Bank	15,207,693	15,207,693	15,207,693
Multiple	Multiple	US Bank	71,359	71,359	71,359
Multiple	British Studies Program	Lloyds Bank	41,335	41,335	41,335
Multiple	Multiple	Raymond James	18,546,308	18,546,308	18,546,308
Multiple	Multiple	Regions	10,040,465	10,040,465	10,040,465
Multiple	Multiple	Community Bank	511,396	511,396	511,396
Multiple	Multiple	Trustmark	14,452,608	14,452,608	14,452,608
Multiple	Multiple	Regions Federated	3,228,219	3,228,219	3,228,219

* Any non-federal funds that have restricted uses must be identified and narrative of restrictions attached.

**NARRATIVE OF SPECIAL FUNDS DETAIL AND TREASURY
FUND/BANK ACCOUNTS**

University of Southern Mississippi (268-00)

Name of Agency

FEDERAL FUNDS

NA

STATE SUPPORT SPECIAL FUNDS

State Support Special Funds include the following:

1. Educational Enhancement Funds (EEF) - These funds are appropriated to K-12 and higher education based on \$.01 cent of every \$1.00 of sales tax revenue.
2. Capital Expense Funds - These funds are allocated to help universities maintain state facilities in a cost effective manner.

OTHER SPECIAL FUNDS

Other Special funds are generated from non-federal sources. Tuition and fees charged to resident and nonresident students who attend the University represent a self-generated source of special funding as well as facilities and administrative cost recovery.

TREASURY FUND / BANK

Bank account information includes cash and investments.

CONTINUATION AND EXPANDED TOTAL REQUEST

University of Southern Mississippi (268-00)

SUMMARY OF ALL PROGRAMS

Name of Agency	Program				
	FY 2015 Actual				
	(1) General	(2) State Support Special	(3) Federal	(4) Other Special	(5) Total
Salaries,Wages & Fringe	43,305,060	7,286,210		70,643,501	121,234,771
Travel	383,313	64,494		625,298	1,073,105
Contractual Services	15,551,391	4,530,433		25,368,970	45,450,794
Commodities	1,529,499	314,757		2,495,070	4,339,326
Other Than Equipment	23,403	3,938		38,177	65,518
Equipment	109,268	18,385		683,122	810,775
Vehicles					
Wireless Communication Devices					
Subsidies, Loans & Grants	2,302,515	356,103		3,046,810	5,705,428
Total	63,204,449	12,574,320		102,900,948	178,679,717
No. of Positions (FTE)	705.00	124.00		1,227.00	2,056.00

	FY 2016 Estimated				
	(6) General	(7) State Support Special	(8) Federal	(9) Other Special	(10) Total
Salaries,Wages & Fringe	45,186,756	7,602,811		73,713,110	126,502,677
Travel	561,129	94,412		915,370	1,570,911
Contractual Services	15,145,949	2,548,353		24,707,570	42,401,872
Commodities	1,581,421	266,079		2,579,771	4,427,271
Other Than Equipment	54,176	9,115		88,378	151,669
Equipment	349,241	58,761		1,077,195	1,485,197
Vehicles					
Wireless Communication Devices					
Subsidies, Loans & Grants	2,741,290	208,769		4,478,610	7,428,669
Total	65,619,962	10,788,300		107,560,004	183,968,266
No. of Positions (FTE)	719.00	120.00		1,170.00	2,009.00

	FY 2017 Increase/Decrease for Continuation				
	(11) General	(12) State Support Special	(13) Federal	(14) Other Special	(15) Total
Salaries,Wages & Fringe	3,999,421			900,000	4,899,421
Travel				100,000	100,000
Contractual Services		2,127,163		1,791,527	3,918,690
Commodities				25,000	25,000
Other Than Equipment					
Equipment				2,627	2,627
Vehicles					
Wireless Communication Devices					
Subsidies, Loans & Grants				380,846	380,846
Total	3,999,421	2,127,163		3,200,000	9,326,584
No. of Positions (FTE)					

Note: FY2017 Total Request = FY2016 Estimated + FY2017 Incr(Decr) for Continuation + FY2017 Expansion/Reduction of Existing Activities + FY2017 New Activities.

CONTINUATION AND EXPANDED TOTAL REQUEST

University of Southern Mississippi (268-00)

SUMMARY OF ALL PROGRAMS

Name of Agency	Program				
	FY 2017 Expansion/Reduction of Existing Activities				
	(16) General	(17) State Support Special	(18) Federal	(19) Other Special	(20) Total
Salaries,Wages & Fringe					
Travel					
Contractual Services					
Commodities					
Other Than Equipment					
Equipment					
Vehicles					
Wireless Communication Devices					
Subsidies, Loans & Grants					
Total					
No. of Positions (FTE)					

	FY 2017 New Activities				
	(21) General	(22) State Support Special	(23) Federal	(24) Other Special	(25) Total
Salaries,Wages & Fringe					
Travel					
Contractual Services					
Commodities					
Other Than Equipment					
Equipment					
Vehicles					
Wireless Communication Devices					
Subsidies, Loans & Grants					
Total					
No. of Positions (FTE)					

	FY 2017 Total Request				
	(26) General	(27) State Support Special	(28) Federal	(29) Other Special	(30) Total
Salaries,Wages & Fringe	49,186,177	7,602,811		74,613,110	131,402,098
Travel	561,129	94,412		1,015,370	1,670,911
Contractual Services	15,145,949	4,675,516		26,499,097	46,320,562
Commodities	1,581,421	266,079		2,604,771	4,452,271
Other Than Equipment	54,176	9,115		88,378	151,669
Equipment	349,241	58,761		1,079,822	1,487,824
Vehicles					
Wireless Communication Devices					
Subsidies, Loans & Grants	2,741,290	208,769		4,859,456	7,809,515
Total	69,619,383	12,915,463		110,760,004	193,294,850
No. of Positions (FTE)	719.00	120.00		1,170.00	2,009.00

Note: FY2017 Total Request = FY2016 Estimated + FY2017 Incr(Decr) for Continuation + FY2017 Expansion/Reduction of Existing Activities + FY2017 New Activities.

**SUMMARY OF PROGRAMS
FORM MBR-1-03sum**

University of Southern Mississippi (268-00)

Name of Agency

FUNDING REQUESTED FISCAL YEAR 2017

	PROGRAM	GENERAL	ST. SUPP. SPECIAL	FEDERAL	OTHER SPECIAL	TOTAL
1.	INSTRUCTION	31,140,467	4,936,625		48,796,548	84,873,640
2.	RESEARCH	2,685,043	429,894		4,188,039	7,302,976
3.	PUBLIC SERVICE	185,333	26,136		388,393	599,862
4.	ACADEMIC SUPPORT	8,106,940	1,254,654		12,394,499	21,756,093
5.	STUDENT SERVICES	3,811,226	607,600		6,173,989	10,592,815
6.	INSTITUTIONAL SUPPORT	8,214,311	1,020,256		13,189,409	22,423,976
7.	OPERATION & MAINTENANCE	7,299,868	3,264,628		11,691,308	22,255,804
8.	SCHOLARSHIP & FELLOWSHIPS	8,176,195	1,375,670		13,937,819	23,489,684
9.	MANDATORY TRANSFERS					
10.	NON-MANDATORY TRANSFERS					
	Summary of All Programs	69,619,383	12,915,463		110,760,004	193,294,850

CONTINUATION AND EXPANDED REQUEST

University of Southern Mississippi (268-00)

Name of Agency	FY 2015 Actual				
	(1)	(2)	(3)	(4)	(5)
	General	State Support Special	Federal	Other Special	Total
Salaries,Wages & Fringe	25,474,381	4,286,143		41,556,331	71,316,855
Travel	161,743	27,214		263,851	452,808
Contractual Services	595,383	100,175		971,249	1,666,807
Commodities	290,912	48,947		474,565	814,424
Other Than Equipment					
Equipment	11,995	2,018		19,569	33,582
Vehicles					
Wireless Communication Devices					
Subsidies, Loans & Grants	296,027	49,808		482,909	828,744
Total	26,830,441	4,514,305		43,768,474	75,113,220
No. of Positions (FTE)	395.00	66.00		645.00	1,106.00

Name of Agency	FY 2016 Estimated				
	(6)	(7)	(8)	(9)	(10)
	General	State Support Special	Federal	Other Special	Total
Salaries,Wages & Fringe	26,720,383	4,495,787		43,588,933	74,805,103
Travel	275,417	46,340		449,288	771,045
Contractual Services	857,618	144,297		1,399,032	2,400,947
Commodities	486,072	81,783		792,928	1,360,783
Other Than Equipment					
Equipment	147,758	24,861		241,038	413,657
Vehicles					
Wireless Communication Devices					
Subsidies, Loans & Grants	853,219	143,557		1,391,856	2,388,632
Total	29,340,467	4,936,625		47,863,075	82,140,167
No. of Positions (FTE)	396.00	67.00		645.00	1,108.00

Name of Agency	FY 2017 Increase/Decrease for Continuation				
	(11)	(12)	(13)	(14)	(15)
	General	State Support Special	Federal	Other Special	Total
Salaries,Wages & Fringe	1,800,000			550,000	2,350,000
Travel					
Contractual Services					
Commodities					
Other Than Equipment					
Equipment					
Vehicles					
Wireless Communication Devices					
Subsidies, Loans & Grants				383,473	383,473
Total	1,800,000			933,473	2,733,473
No. of Positions (FTE)					

Note: FY2017 Total Request = FY2016 Estimated + FY2017 Incr(Decr) for Continuation + FY2017 Expansion/Reduction of Existing Activities + FY2017 New Activities.

CONTINUATION AND EXPANDED REQUEST

University of Southern Mississippi (268-00)

Name of Agency	FY 2017 Expansion/Reduction of Existing Activities				
	(16) General	(17) State Support Special	(18) Federal	(19) Other Special	(20) Total
Salaries,Wages & Fringe					
Travel					
Contractual Services					
Commodities					
Other Than Equipment					
Equipment					
Vehicles					
Wireless Communication Devices					
Subsidies, Loans & Grants					
Total					
No. of Positions (FTE)					

	FY 2017 New Activities				
	(21) General	(22) State Support Special	(23) Federal	(24) Other Special	(25) Total
Salaries,Wages & Fringe					
Travel					
Contractual Services					
Commodities					
Other Than Equipment					
Equipment					
Vehicles					
Wireless Communication Devices					
Subsidies, Loans & Grants					
Total					
No. of Positions (FTE)					

	FY 2017 Total Request				
	(26) General	(27) State Support Special	(28) Federal	(29) Other Special	(30) Total
Salaries,Wages & Fringe	28,520,383	4,495,787		44,138,933	77,155,103
Travel	275,417	46,340		449,288	771,045
Contractual Services	857,618	144,297		1,399,032	2,400,947
Commodities	486,072	81,783		792,928	1,360,783
Other Than Equipment					
Equipment	147,758	24,861		241,038	413,657
Vehicles					
Wireless Communication Devices					
Subsidies, Loans & Grants	853,219	143,557		1,775,329	2,772,105
Total	31,140,467	4,936,625		48,796,548	84,873,640
No. of Positions (FTE)	396.00	67.00		645.00	1,108.00

Note: FY2017 Total Request = FY2016 Estimated + FY2017 Incr(Decr) for Continuation + FY2017 Expansion/Reduction of Existing Activities + FY2017 New Activities.

CONTINUATION AND EXPANDED REQUEST

University of Southern Mississippi (268-00)

RESEARCH

Name of Agency	FY 2015 Actual				
	(1)	(2)	(3)	(4)	(5)
	General	State Support Special	Federal	Other Special	Total
Salaries,Wages & Fringe	2,507,537	421,901		4,090,543	7,019,981
Travel	5,160	868		8,418	14,446
Contractual Services	34,039	5,727		55,529	95,295
Commodities	8,251	1,388		13,459	23,098
Other Than Equipment					
Equipment					
Vehicles					
Wireless Communication Devices					
Subsidies, Loans & Grants					
Total	2,554,987	429,884		4,167,949	7,152,820
No. of Positions (FTE)	38.00	6.00		61.00	105.00

Name of Agency	FY 2016 Estimated				
	(6)	(7)	(8)	(9)	(10)
	General	State Support Special	Federal	Other Special	Total
Salaries,Wages & Fringe	2,501,126	420,822		4,080,085	7,002,033
Travel	6,215	1,046		10,139	17,400
Contractual Services	30,452	5,124		49,676	85,252
Commodities	17,250	2,902		28,139	48,291
Other Than Equipment					
Equipment					
Vehicles					
Wireless Communication Devices					
Subsidies, Loans & Grants					
Total	2,555,043	429,894		4,168,039	7,152,976
No. of Positions (FTE)	35.00	6.00		58.00	99.00

Name of Agency	FY 2017 Increase/Decrease for Continuation				
	(11)	(12)	(13)	(14)	(15)
	General	State Support Special	Federal	Other Special	Total
Salaries,Wages & Fringe	130,000			20,000	150,000
Travel					
Contractual Services					
Commodities					
Other Than Equipment					
Equipment					
Vehicles					
Wireless Communication Devices					
Subsidies, Loans & Grants					
Total	130,000			20,000	150,000
No. of Positions (FTE)					

Note: FY2017 Total Request = FY2016 Estimated + FY2017 Incr(Decr) for Continuation + FY2017 Expansion/Reduction of Existing Activities + FY2017 New Activities.

CONTINUATION AND EXPANDED REQUEST

University of Southern Mississippi (268-00)

RESEARCH

Name of Agency

Program

	FY 2017 Expansion/Reduction of Existing Activities				
	(16) General	(17) State Support Special	(18) Federal	(19) Other Special	(20) Total
Salaries,Wages & Fringe					
Travel					
Contractual Services					
Commodities					
Other Than Equipment					
Equipment					
Vehicles					
Wireless Communication Devices					
Subsidies, Loans & Grants					
Total					
No. of Positions (FTE)					

	FY 2017 New Activities				
	(21) General	(22) State Support Special	(23) Federal	(24) Other Special	(25) Total
Salaries,Wages & Fringe					
Travel					
Contractual Services					
Commodities					
Other Than Equipment					
Equipment					
Vehicles					
Wireless Communication Devices					
Subsidies, Loans & Grants					
Total					
No. of Positions (FTE)					

	FY 2017 Total Request				
	(26) General	(27) State Support Special	(28) Federal	(29) Other Special	(30) Total
Salaries,Wages & Fringe	2,631,126	420,822		4,100,085	7,152,033
Travel	6,215	1,046		10,139	17,400
Contractual Services	30,452	5,124		49,676	85,252
Commodities	17,250	2,902		28,139	48,291
Other Than Equipment					
Equipment					
Vehicles					
Wireless Communication Devices					
Subsidies, Loans & Grants					
Total	2,685,043	429,894		4,188,039	7,302,976
No. of Positions (FTE)	35.00	6.00		58.00	99.00

Note: FY2017 Total Request = FY2016 Estimated + FY2017 Incr(Decr) for Continuation + FY2017 Expansion/Reduction of Existing Activities + FY2017 New Activities.

CONTINUATION AND EXPANDED REQUEST

University of Southern Mississippi (268-00)

PUBLIC SERVICE

Name of Agency	FY 2015 Actual				
	(1)	(2)	(3)	(4)	(5)
	General	State Support Special	Federal	Other Special	Total
Salaries,Wages & Fringe	103,589	17,429		168,984	290,002
Travel	4,186	704		6,828	11,718
Contractual Services	12,728	2,142		20,763	35,633
Commodities	1,617	272		2,637	4,526
Other Than Equipment					
Equipment					
Vehicles					
Wireless Communication Devices					
Subsidies, Loans & Grants	80,370	13,523		131,107	225,000
Total	202,490	34,070		330,319	566,879
No. of Positions (FTE)	3.00			5.00	8.00

Name of Agency	FY 2016 Estimated				
	(6)	(7)	(8)	(9)	(10)
	General	State Support Special	Federal	Other Special	Total
Salaries,Wages & Fringe	50,280	8,460		82,022	140,762
Travel	3,036	511		4,953	8,500
Contractual Services	19,325	3,251		31,524	54,100
Commodities	2,322	391		3,787	6,500
Other Than Equipment					
Equipment					
Vehicles					
Wireless Communication Devices					
Subsidies, Loans & Grants	80,370	13,523		131,107	225,000
Total	155,333	26,136		253,393	434,862
No. of Positions (FTE)	2.00			2.00	4.00

Name of Agency	FY 2017 Increase/Decrease for Continuation				
	(11)	(12)	(13)	(14)	(15)
	General	State Support Special	Federal	Other Special	Total
Salaries,Wages & Fringe	30,000			60,000	90,000
Travel					
Contractual Services				50,000	50,000
Commodities				25,000	25,000
Other Than Equipment					
Equipment					
Vehicles					
Wireless Communication Devices					
Subsidies, Loans & Grants					
Total	30,000			135,000	165,000
No. of Positions (FTE)					

Note: FY2017 Total Request = FY2016 Estimated + FY2017 Incr(Decr) for Continuation + FY2017 Expansion/Reduction of Existing Activities + FY2017 New Activities.

CONTINUATION AND EXPANDED REQUEST

University of Southern Mississippi (268-00)

PUBLIC SERVICE

Name of Agency

Program

	FY 2017 Expansion/Reduction of Existing Activities				
	(16) General	(17) State Support Special	(18) Federal	(19) Other Special	(20) Total
Salaries,Wages & Fringe					
Travel					
Contractual Services					
Commodities					
Other Than Equipment					
Equipment					
Vehicles					
Wireless Communication Devices					
Subsidies, Loans & Grants					
Total					
No. of Positions (FTE)					

	FY 2017 New Activities				
	(21) General	(22) State Support Special	(23) Federal	(24) Other Special	(25) Total
Salaries,Wages & Fringe					
Travel					
Contractual Services					
Commodities					
Other Than Equipment					
Equipment					
Vehicles					
Wireless Communication Devices					
Subsidies, Loans & Grants					
Total					
No. of Positions (FTE)					

	FY 2017 Total Request				
	(26) General	(27) State Support Special	(28) Federal	(29) Other Special	(30) Total
Salaries,Wages & Fringe	80,280	8,460		142,022	230,762
Travel	3,036	511		4,953	8,500
Contractual Services	19,325	3,251		81,524	104,100
Commodities	2,322	391		28,787	31,500
Other Than Equipment					
Equipment					
Vehicles					
Wireless Communication Devices					
Subsidies, Loans & Grants	80,370	13,523		131,107	225,000
Total	185,333	26,136		388,393	599,862
No. of Positions (FTE)	2.00			2.00	4.00

Note: FY2017 Total Request = FY2016 Estimated + FY2017 Incr(Decr) for Continuation + FY2017 Expansion/Reduction of Existing Activities + FY2017 New Activities.

CONTINUATION AND EXPANDED REQUEST

University of Southern Mississippi (268-00)

ACADEMIC SUPPORT

Name of Agency	FY 2015 Actual				
	(1)	(2)	(3)	(4)	(5)
	General	State Support Special	Federal	Other Special	Total
Salaries,Wages & Fringe	3,530,800	594,068		5,759,791	9,884,659
Travel	67,457	11,350		110,043	188,850
Contractual Services	928,935	156,296		1,515,371	2,600,602
Commodities	128,260	21,580		209,231	359,071
Other Than Equipment	23,403	3,938		38,177	65,518
Equipment	2,856	480		4,659	7,995
Vehicles					
Wireless Communication Devices					
Subsidies, Loans & Grants					
Total	4,681,711	787,712		7,637,272	13,106,695
No. of Positions (FTE)	67.00	11.00		109.00	187.00

Name of Agency	FY 2016 Estimated				
	(6)	(7)	(8)	(9)	(10)
	General	State Support Special	Federal	Other Special	Total
Salaries,Wages & Fringe	4,941,049	831,347		8,060,328	13,832,724
Travel	122,302	20,578		199,511	342,391
Contractual Services	1,459,339	245,538		2,380,618	4,085,495
Commodities	319,938	53,831		521,915	895,684
Other Than Equipment	54,176	9,115		88,378	151,669
Equipment	141,115	23,743		230,202	395,060
Vehicles					
Wireless Communication Devices					
Subsidies, Loans & Grants	419,021	70,502		683,547	1,173,070
Total	7,456,940	1,254,654		12,164,499	20,876,093
No. of Positions (FTE)	92.00	15.00		150.00	257.00

Name of Agency	FY 2017 Increase/Decrease for Continuation				
	(11)	(12)	(13)	(14)	(15)
	General	State Support Special	Federal	Other Special	Total
Salaries,Wages & Fringe	650,000			80,000	730,000
Travel					
Contractual Services				150,000	150,000
Commodities					
Other Than Equipment					
Equipment					
Vehicles					
Wireless Communication Devices					
Subsidies, Loans & Grants					
Total	650,000			230,000	880,000
No. of Positions (FTE)					

Note: FY2017 Total Request = FY2016 Estimated + FY2017 Incr(Decr) for Continuation + FY2017 Expansion/Reduction of Existing Activities + FY2017 New Activities.

CONTINUATION AND EXPANDED REQUEST

University of Southern Mississippi (268-00)

ACADEMIC SUPPORT

Name of Agency

Program

	FY 2017 Expansion/Reduction of Existing Activities				
	(16) General	(17) State Support Special	(18) Federal	(19) Other Special	(20) Total
Salaries,Wages & Fringe					
Travel					
Contractual Services					
Commodities					
Other Than Equipment					
Equipment					
Vehicles					
Wireless Communication Devices					
Subsidies, Loans & Grants					
Total					
No. of Positions (FTE)					

	FY 2017 New Activities				
	(21) General	(22) State Support Special	(23) Federal	(24) Other Special	(25) Total
Salaries,Wages & Fringe					
Travel					
Contractual Services					
Commodities					
Other Than Equipment					
Equipment					
Vehicles					
Wireless Communication Devices					
Subsidies, Loans & Grants					
Total					
No. of Positions (FTE)					

	FY 2017 Total Request				
	(26) General	(27) State Support Special	(28) Federal	(29) Other Special	(30) Total
Salaries,Wages & Fringe	5,591,049	831,347		8,140,328	14,562,724
Travel	122,302	20,578		199,511	342,391
Contractual Services	1,459,339	245,538		2,530,618	4,235,495
Commodities	319,938	53,831		521,915	895,684
Other Than Equipment	54,176	9,115		88,378	151,669
Equipment	141,115	23,743		230,202	395,060
Vehicles					
Wireless Communication Devices					
Subsidies, Loans & Grants	419,021	70,502		683,547	1,173,070
Total	8,106,940	1,254,654		12,394,499	21,756,093
No. of Positions (FTE)	92.00	15.00		150.00	257.00

Note: FY2017 Total Request = FY2016 Estimated + FY2017 Incr(Decr) for Continuation + FY2017 Expansion/Reduction of Existing Activities + FY2017 New Activities.

CONTINUATION AND EXPANDED REQUEST

University of Southern Mississippi (268-00)

STUDENT SERVICES

Name of Agency	FY 2015 Actual				
	(1)	(2)	(3)	(4)	(5)
	General	State Support Special	Federal	Other Special	Total
Salaries,Wages & Fringe	2,123,670	357,314		3,464,340	5,945,324
Travel	68,315	11,494		111,442	191,251
Contractual Services	304,539	51,240		496,795	852,574
Commodities	166,926	28,086		272,305	467,317
Other Than Equipment					
Equipment					
Vehicles					
Wireless Communication Devices					
Subsidies, Loans & Grants	1,239,780	208,597		2,022,453	3,470,830
Total	3,903,230	656,731		6,367,335	10,927,296
No. of Positions (FTE)	49.00	8.00		81.00	138.00

Name of Agency	FY 2016 Estimated				
	(6)	(7)	(8)	(9)	(10)
	General	State Support Special	Federal	Other Special	Total
Salaries,Wages & Fringe	2,144,280	360,782		3,497,962	6,003,024
Travel	51,853	8,724		84,587	145,164
Contractual Services	335,926	56,521		547,996	940,443
Commodities	192,239	32,345		313,600	538,184
Other Than Equipment					
Equipment					
Vehicles					
Wireless Communication Devices					
Subsidies, Loans & Grants	886,928	149,228		1,446,844	2,483,000
Total	3,611,226	607,600		5,890,989	10,109,815
No. of Positions (FTE)	44.00	7.00		72.00	123.00

Name of Agency	FY 2017 Increase/Decrease for Continuation				
	(11)	(12)	(13)	(14)	(15)
	General	State Support Special	Federal	Other Special	Total
Salaries,Wages & Fringe	200,000			50,000	250,000
Travel				100,000	100,000
Contractual Services				133,000	133,000
Commodities					
Other Than Equipment					
Equipment					
Vehicles					
Wireless Communication Devices					
Subsidies, Loans & Grants					
Total	200,000			283,000	483,000
No. of Positions (FTE)					

Note: FY2017 Total Request = FY2016 Estimated + FY2017 Incr(Decr) for Continuation + FY2017 Expansion/Reduction of Existing Activities + FY2017 New Activities.

CONTINUATION AND EXPANDED REQUEST

University of Southern Mississippi (268-00)

STUDENT SERVICES

Name of Agency

Program

	FY 2017 Expansion/Reduction of Existing Activities				
	(16) General	(17) State Support Special	(18) Federal	(19) Other Special	(20) Total
Salaries,Wages & Fringe					
Travel					
Contractual Services					
Commodities					
Other Than Equipment					
Equipment					
Vehicles					
Wireless Communication Devices					
Subsidies, Loans & Grants					
Total					
No. of Positions (FTE)					

	FY 2017 New Activities				
	(21) General	(22) State Support Special	(23) Federal	(24) Other Special	(25) Total
Salaries,Wages & Fringe					
Travel					
Contractual Services					
Commodities					
Other Than Equipment					
Equipment					
Vehicles					
Wireless Communication Devices					
Subsidies, Loans & Grants					
Total					
No. of Positions (FTE)					

	FY 2017 Total Request				
	(26) General	(27) State Support Special	(28) Federal	(29) Other Special	(30) Total
Salaries,Wages & Fringe	2,344,280	360,782		3,547,962	6,253,024
Travel	51,853	8,724		184,587	245,164
Contractual Services	335,926	56,521		680,996	1,073,443
Commodities	192,239	32,345		313,600	538,184
Other Than Equipment					
Equipment					
Vehicles					
Wireless Communication Devices					
Subsidies, Loans & Grants	886,928	149,228		1,446,844	2,483,000
Total	3,811,226	607,600		6,173,989	10,592,815
No. of Positions (FTE)	44.00	7.00		72.00	123.00

Note: FY2017 Total Request = FY2016 Estimated + FY2017 Incr(Decr) for Continuation + FY2017 Expansion/Reduction of Existing Activities + FY2017 New Activities.

CONTINUATION AND EXPANDED REQUEST

University of Southern Mississippi (268-00)

INSTITUTIONAL SUPPORT

Name of Agency	FY 2015 Actual				
	(1)	(2)	(3)	(4)	(5)
	General	State Support Special	Federal	Other Special	Total
Salaries,Wages & Fringe	6,427,873	1,081,510		10,485,784	17,995,167
Travel	66,694	11,222		108,798	186,714
Contractual Services	2,007,537	337,773		3,274,893	5,620,203
Commodities	471,387	79,312		768,975	1,319,674
Other Than Equipment					
Equipment	52,372	8,813		590,305	651,490
Vehicles					
Wireless Communication Devices					
Subsidies, Loans & Grants	596,378	69,039		263,588	929,005
Total	9,622,241	1,587,669		15,492,343	26,702,253
No. of Positions (FTE)	109.00	18.00		177.00	304.00

Name of Agency	FY 2016 Estimated				
	(6)	(7)	(8)	(9)	(10)
	General	State Support Special	Federal	Other Special	Total
Salaries,Wages & Fringe	5,628,658	947,039		9,182,025	15,757,722
Travel	93,072	15,660		151,829	260,561
Contractual Services	1,442,055	242,630		2,352,422	4,037,107
Commodities	140,617	23,659		229,389	393,665
Other Than Equipment					
Equipment	7,144	1,202		519,134	527,480
Vehicles					
Wireless Communication Devices					
Subsidies, Loans & Grants	252,765	(209,934)		419,083	461,914
Total	7,564,311	1,020,256		12,853,882	21,438,449
No. of Positions (FTE)	73.00	12.00		118.00	203.00

Name of Agency	FY 2017 Increase/Decrease for Continuation				
	(11)	(12)	(13)	(14)	(15)
	General	State Support Special	Federal	Other Special	Total
Salaries,Wages & Fringe	650,000			80,000	730,000
Travel					
Contractual Services				255,527	255,527
Commodities					
Other Than Equipment					
Equipment				2,627	2,627
Vehicles					
Wireless Communication Devices					
Subsidies, Loans & Grants				(2,627)	(2,627)
Total	650,000			335,527	985,527
No. of Positions (FTE)					

Note: FY2017 Total Request = FY2016 Estimated + FY2017 Incr(Decr) for Continuation + FY2017 Expansion/Reduction of Existing Activities + FY2017 New Activities.

CONTINUATION AND EXPANDED REQUEST

University of Southern Mississippi (268-00)

INSTITUTIONAL SUPPORT

Name of Agency

Program

	FY 2017 Expansion/Reduction of Existing Activities				
	(16) General	(17) State Support Special	(18) Federal	(19) Other Special	(20) Total
Salaries,Wages & Fringe					
Travel					
Contractual Services					
Commodities					
Other Than Equipment					
Equipment					
Vehicles					
Wireless Communication Devices					
Subsidies, Loans & Grants					
Total					
No. of Positions (FTE)					

	FY 2017 New Activities				
	(21) General	(22) State Support Special	(23) Federal	(24) Other Special	(25) Total
Salaries,Wages & Fringe					
Travel					
Contractual Services					
Commodities					
Other Than Equipment					
Equipment					
Vehicles					
Wireless Communication Devices					
Subsidies, Loans & Grants					
Total					
No. of Positions (FTE)					

	FY 2017 Total Request				
	(26) General	(27) State Support Special	(28) Federal	(29) Other Special	(30) Total
Salaries,Wages & Fringe	6,278,658	947,039		9,262,025	16,487,722
Travel	93,072	15,660		151,829	260,561
Contractual Services	1,442,055	242,630		2,607,949	4,292,634
Commodities	140,617	23,659		229,389	393,665
Other Than Equipment					
Equipment	7,144	1,202		521,761	530,107
Vehicles					
Wireless Communication Devices					
Subsidies, Loans & Grants	252,765	(209,934)		416,456	459,287
Total	8,214,311	1,020,256		13,189,409	22,423,976
No. of Positions (FTE)	73.00	12.00		118.00	203.00

Note: FY2017 Total Request = FY2016 Estimated + FY2017 Incr(Decr) for Continuation + FY2017 Expansion/Reduction of Existing Activities + FY2017 New Activities.

CONTINUATION AND EXPANDED REQUEST

University of Southern Mississippi (268-00)

OPERATION & MAINTENANCE

Name of Agency	FY 2015 Actual				
	(1)	(2)	(3)	(4)	(5)
	General	State Support Special	Federal	Other Special	Total
Salaries,Wages & Fringe	3,137,210	527,845		5,117,728	8,782,783
Travel	9,758	1,642		15,918	27,318
Contractual Services	2,776,513	2,381,021		4,529,322	9,686,856
Commodities	462,146	135,172		753,898	1,351,216
Other Than Equipment					
Equipment	42,045	7,074		68,589	117,708
Vehicles					
Wireless Communication Devices					
Subsidies, Loans & Grants	89,960	15,136		146,753	251,849
Total	6,517,632	3,067,890		10,632,208	20,217,730
No. of Positions (FTE)	44.00	15.00		149.00	208.00

Name of Agency	FY 2016 Estimated				
	(6)	(7)	(8)	(9)	(10)
	General	State Support Special	Federal	Other Special	Total
Salaries,Wages & Fringe	3,200,980	538,574		5,221,755	8,961,309
Travel	9,234	1,553		15,063	25,850
Contractual Services	2,825,039	475,322		4,608,483	7,908,844
Commodities	422,983	71,168		690,013	1,184,164
Other Than Equipment					
Equipment	53,224	8,955		86,821	149,000
Vehicles					
Wireless Communication Devices					
Subsidies, Loans & Grants	248,987	41,893		406,173	697,053
Total	6,760,447	1,137,465		11,028,308	18,926,220
No. of Positions (FTE)	77.00	13.00		125.00	215.00

Name of Agency	FY 2017 Increase/Decrease for Continuation				
	(11)	(12)	(13)	(14)	(15)
	General	State Support Special	Federal	Other Special	Total
Salaries,Wages & Fringe	539,421			60,000	599,421
Travel					
Contractual Services		2,127,163		603,000	2,730,163
Commodities					
Other Than Equipment					
Equipment					
Vehicles					
Wireless Communication Devices					
Subsidies, Loans & Grants					
Total	539,421	2,127,163		663,000	3,329,584
No. of Positions (FTE)					

Note: FY2017 Total Request = FY2016 Estimated + FY2017 Incr(Decr) for Continuation + FY2017 Expansion/Reduction of Existing Activities + FY2017 New Activities.

CONTINUATION AND EXPANDED REQUEST

University of Southern Mississippi (268-00)

OPERATION & MAINTENANCE

Name of Agency	FY 2017 Expansion/Reduction of Existing Activities				
	(16) General	(17) State Support Special	(18) Federal	(19) Other Special	(20) Total
Salaries,Wages & Fringe					
Travel					
Contractual Services					
Commodities					
Other Than Equipment					
Equipment					
Vehicles					
Wireless Communication Devices					
Subsidies, Loans & Grants					
Total					
No. of Positions (FTE)					

	FY 2017 New Activities				
	(21) General	(22) State Support Special	(23) Federal	(24) Other Special	(25) Total
Salaries,Wages & Fringe					
Travel					
Contractual Services					
Commodities					
Other Than Equipment					
Equipment					
Vehicles					
Wireless Communication Devices					
Subsidies, Loans & Grants					
Total					
No. of Positions (FTE)					

	FY 2017 Total Request				
	(26) General	(27) State Support Special	(28) Federal	(29) Other Special	(30) Total
Salaries,Wages & Fringe	3,740,401	538,574		5,281,755	9,560,730
Travel	9,234	1,553		15,063	25,850
Contractual Services	2,825,039	2,602,485		5,211,483	10,639,007
Commodities	422,983	71,168		690,013	1,184,164
Other Than Equipment					
Equipment	53,224	8,955		86,821	149,000
Vehicles					
Wireless Communication Devices					
Subsidies, Loans & Grants	248,987	41,893		406,173	697,053
Total	7,299,868	3,264,628		11,691,308	22,255,804
No. of Positions (FTE)	77.00	13.00		125.00	215.00

Note: FY2017 Total Request = FY2016 Estimated + FY2017 Incr(Decr) for Continuation + FY2017 Expansion/Reduction of Existing Activities + FY2017 New Activities.

CONTINUATION AND EXPANDED REQUEST

University of Southern Mississippi (268-00)

SCHOLARSHIP & FELLOWSHIPS

Name of Agency	FY 2015 Actual				
	(1) General	(2) State Support Special	(3) Federal	(4) Other Special	(5) Total
Salaries,Wages & Fringe					
Travel					
Contractual Services	8,891,717	1,496,059		14,505,048	24,892,824
Commodities					
Other Than Equipment					
Equipment					
Vehicles					
Wireless Communication Devices					
Subsidies, Loans & Grants					
Total	8,891,717	1,496,059		14,505,048	24,892,824
No. of Positions (FTE)					

	FY 2016 Estimated				
	(6) General	(7) State Support Special	(8) Federal	(9) Other Special	(10) Total
Salaries,Wages & Fringe					
Travel					
Contractual Services	8,176,195	1,375,670		13,337,819	22,889,684
Commodities					
Other Than Equipment					
Equipment					
Vehicles					
Wireless Communication Devices					
Subsidies, Loans & Grants					
Total	8,176,195	1,375,670		13,337,819	22,889,684
No. of Positions (FTE)					

	FY 2017 Increase/Decrease for Continuation				
	(11) General	(12) State Support Special	(13) Federal	(14) Other Special	(15) Total
Salaries,Wages & Fringe					
Travel					
Contractual Services				600,000	600,000
Commodities					
Other Than Equipment					
Equipment					
Vehicles					
Wireless Communication Devices					
Subsidies, Loans & Grants					
Total				600,000	600,000
No. of Positions (FTE)					

Note: FY2017 Total Request = FY2016 Estimated + FY2017 Incr(Decr) for Continuation + FY2017 Expansion/Reduction of Existing Activities + FY2017 New Activities.

CONTINUATION AND EXPANDED REQUEST

University of Southern Mississippi (268-00)

SCHOLARSHIP & FELLOWSHIPS

Name of Agency

Program

	FY 2017 Expansion/Reduction of Existing Activities				
	(16) General	(17) State Support Special	(18) Federal	(19) Other Special	(20) Total
Salaries,Wages & Fringe					
Travel					
Contractual Services					
Commodities					
Other Than Equipment					
Equipment					
Vehicles					
Wireless Communication Devices					
Subsidies, Loans & Grants					
Total					
No. of Positions (FTE)					

	FY 2017 New Activities				
	(21) General	(22) State Support Special	(23) Federal	(24) Other Special	(25) Total
Salaries,Wages & Fringe					
Travel					
Contractual Services					
Commodities					
Other Than Equipment					
Equipment					
Vehicles					
Wireless Communication Devices					
Subsidies, Loans & Grants					
Total					
No. of Positions (FTE)					

	FY 2017 Total Request				
	(26) General	(27) State Support Special	(28) Federal	(29) Other Special	(30) Total
Salaries,Wages & Fringe					
Travel					
Contractual Services	8,176,195	1,375,670		13,937,819	23,489,684
Commodities					
Other Than Equipment					
Equipment					
Vehicles					
Wireless Communication Devices					
Subsidies, Loans & Grants					
Total	8,176,195	1,375,670		13,937,819	23,489,684
No. of Positions (FTE)					

Note: FY2017 Total Request = FY2016 Estimated + FY2017 Incr(Decr) for Continuation + FY2017 Expansion/Reduction of Existing Activities + FY2017 New Activities.

CONTINUATION AND EXPANDED REQUEST

University of Southern Mississippi (268-00)

MANDATORY TRANSFERS

Name of Agency

Program

	FY 2015 Actual				
	(1) General	(2) State Support Special	(3) Federal	(4) Other Special	(5) Total
Salaries,Wages & Fringe					
Travel					
Contractual Services					
Commodities					
Other Than Equipment					
Equipment					
Vehicles					
Wireless Communication Devices					
Subsidies, Loans & Grants					
Total					
No. of Positions (FTE)					

	FY 2016 Estimated				
	(6) General	(7) State Support Special	(8) Federal	(9) Other Special	(10) Total
Salaries,Wages & Fringe					
Travel					
Contractual Services					
Commodities					
Other Than Equipment					
Equipment					
Vehicles					
Wireless Communication Devices					
Subsidies, Loans & Grants					
Total					
No. of Positions (FTE)					

	FY 2017 Increase/Decrease for Continuation				
	(11) General	(12) State Support Special	(13) Federal	(14) Other Special	(15) Total
Salaries,Wages & Fringe					
Travel					
Contractual Services					
Commodities					
Other Than Equipment					
Equipment					
Vehicles					
Wireless Communication Devices					
Subsidies, Loans & Grants					
Total					
No. of Positions (FTE)					

Note: FY2017 Total Request = FY2016 Estimated + FY2017 Incr(Decr) for Continuation + FY2017 Expansion/Reduction of Existing Activities + FY2017 New Activities.

CONTINUATION AND EXPANDED REQUEST

University of Southern Mississippi (268-00)

MANDATORY TRANSFERS

Name of Agency

Program

	FY 2017 Expansion/Reduction of Existing Activities				
	(16) General	(17) State Support Special	(18) Federal	(19) Other Special	(20) Total
Salaries,Wages & Fringe					
Travel					
Contractual Services					
Commodities					
Other Than Equipment					
Equipment					
Vehicles					
Wireless Communication Devices					
Subsidies, Loans & Grants					
Total					
No. of Positions (FTE)					

	FY 2017 New Activities				
	(21) General	(22) State Support Special	(23) Federal	(24) Other Special	(25) Total
Salaries,Wages & Fringe					
Travel					
Contractual Services					
Commodities					
Other Than Equipment					
Equipment					
Vehicles					
Wireless Communication Devices					
Subsidies, Loans & Grants					
Total					
No. of Positions (FTE)					

	FY 2017 Total Request				
	(26) General	(27) State Support Special	(28) Federal	(29) Other Special	(30) Total
Salaries,Wages & Fringe					
Travel					
Contractual Services					
Commodities					
Other Than Equipment					
Equipment					
Vehicles					
Wireless Communication Devices					
Subsidies, Loans & Grants					
Total					
No. of Positions (FTE)					

Note: FY2017 Total Request = FY2016 Estimated + FY2017 Incr(Decr) for Continuation + FY2017 Expansion/Reduction of Existing Activities + FY2017 New Activities.

CONTINUATION AND EXPANDED REQUEST

University of Southern Mississippi (268-00)

NON-MANDATORY TRANSFERS

Name of Agency

Program

	FY 2015 Actual				
	(1) General	(2) State Support Special	(3) Federal	(4) Other Special	(5) Total
Salaries,Wages & Fringe					
Travel					
Contractual Services					
Commodities					
Other Than Equipment					
Equipment					
Vehicles					
Wireless Communication Devices					
Subsidies, Loans & Grants					
Total					
No. of Positions (FTE)					

	FY 2016 Estimated				
	(6) General	(7) State Support Special	(8) Federal	(9) Other Special	(10) Total
Salaries,Wages & Fringe					
Travel					
Contractual Services					
Commodities					
Other Than Equipment					
Equipment					
Vehicles					
Wireless Communication Devices					
Subsidies, Loans & Grants					
Total					
No. of Positions (FTE)					

	FY 2017 Increase/Decrease for Continuation				
	(11) General	(12) State Support Special	(13) Federal	(14) Other Special	(15) Total
Salaries,Wages & Fringe					
Travel					
Contractual Services					
Commodities					
Other Than Equipment					
Equipment					
Vehicles					
Wireless Communication Devices					
Subsidies, Loans & Grants					
Total					
No. of Positions (FTE)					

Note: FY2017 Total Request = FY2016 Estimated + FY2017 Incr(Decr) for Continuation + FY2017 Expansion/Reduction of Existing Activities + FY2017 New Activities.

CONTINUATION AND EXPANDED REQUEST

University of Southern Mississippi (268-00)

NON-MANDATORY TRANSFERS

Name of Agency

Program

	FY 2017 Expansion/Reduction of Existing Activities				
	(16) General	(17) State Support Special	(18) Federal	(19) Other Special	(20) Total
Salaries,Wages & Fringe					
Travel					
Contractual Services					
Commodities					
Other Than Equipment					
Equipment					
Vehicles					
Wireless Communication Devices					
Subsidies, Loans & Grants					
Total					
No. of Positions (FTE)					

	FY 2017 New Activities				
	(21) General	(22) State Support Special	(23) Federal	(24) Other Special	(25) Total
Salaries,Wages & Fringe					
Travel					
Contractual Services					
Commodities					
Other Than Equipment					
Equipment					
Vehicles					
Wireless Communication Devices					
Subsidies, Loans & Grants					
Total					
No. of Positions (FTE)					

	FY 2017 Total Request				
	(26) General	(27) State Support Special	(28) Federal	(29) Other Special	(30) Total
Salaries,Wages & Fringe					
Travel					
Contractual Services					
Commodities					
Other Than Equipment					
Equipment					
Vehicles					
Wireless Communication Devices					
Subsidies, Loans & Grants					
Total					
No. of Positions (FTE)					

Note: FY2017 Total Request = FY2016 Estimated + FY2017 Incr(Decr) for Continuation + FY2017 Expansion/Reduction of Existing Activities + FY2017 New Activities.

PROGRAM DECISION UNITS

University of Southern Mississippi

1 - INSTRUCTION

Name of Agency

Program Name

	A	B	C	D	E	F	G	H
EXPENDITURES	FY 2016 Appropriated	Escalations By DFA	Non-Recurring Items	Competitive Salary Program	Recover FY 2015 Capital	Increased Cost of Programming	Total Funding Change	FY 2017 Total Request
SALARIES	74,805,103			1,800,000		550,000	2,350,000	77,155,103
GENERAL	26,720,383			1,800,000			1,800,000	28,520,383
ST. SUP. SPECIAL	4,495,787							4,495,787
FEDERAL								
OTHER	43,588,933					550,000	550,000	44,138,933
TRAVEL	771,045							771,045
GENERAL	275,417							275,417
ST. SUP. SPECIAL	46,340							46,340
FEDERAL								
OTHER	449,288							449,288
CONTRACTUAL	2,400,947							2,400,947
GENERAL	857,618							857,618
ST. SUP. SPECIAL	144,297							144,297
FEDERAL								
OTHER	1,399,032							1,399,032
COMMODITIES	1,360,783							1,360,783
GENERAL	486,072							486,072
ST. SUP. SPECIAL	81,783							81,783
FEDERAL								
OTHER	792,928							792,928
CAPTITAL-OTE								
GENERAL								
ST. SUP. SPECIAL								
FEDERAL								
OTHER								
EQUIPMENT	413,657							413,657
GENERAL	147,758							147,758
ST. SUP. SPECIAL	24,861							24,861
FEDERAL								
OTHER	241,038							241,038
VEHICLES								
GENERAL								
ST. SUP. SPECIAL								
FEDERAL								
OTHER								
WIRELESS DEV								
GENERAL								
ST. SUP. SPECIAL								
FEDERAL								
OTHER								
SUBSIDIES	2,388,632					383,473	383,473	2,772,105
GENERAL	853,219							853,219
ST. SUP. SPECIAL	143,557							143,557
FEDERAL								
OTHER	1,391,856					383,473	383,473	1,775,329
TOTAL	82,140,167			1,800,000		933,473	2,733,473	84,873,640

FUNDING

GENERAL FUNDS	29,340,467			1,800,000			1,800,000	31,140,467
ST. SUP. SPCL FUNDS	4,936,625							4,936,625
FEDERAL FUNDS								
OTHER SP. FUNDS	47,863,075					933,473	933,473	48,796,548
TOTAL	82,140,167			1,800,000		933,473	2,733,473	84,873,640

POSITIONS

GENERAL FTE	396.00							396.00
ST. SUP. SPCL. FTE	67.00							67.00
FEDERAL FTE								
OTHER SP. FTE	645.00							645.00
TOTAL	1,108.00							1,108.00

PRIORITY LEVEL :

				1	1	1		
--	--	--	--	---	---	---	--	--

PROGRAM DECISION UNITS

EXPENDITURES							
SALARIES							
GENERAL							
ST. SUP. SPECIAL							
FEDERAL							
OTHER							
TRAVEL							
GENERAL							
ST. SUP. SPECIAL							
FEDERAL							
OTHER							
CONTRACTUAL							
GENERAL							
ST. SUP. SPECIAL							
FEDERAL							
OTHER							
COMMODITIES							
GENERAL							
ST. SUP. SPECIAL							
FEDERAL							
OTHER							
CAPTITAL-OTE							
GENERAL							
ST. SUP. SPECIAL							
FEDERAL							
OTHER							
EQUIPMENT							
GENERAL							
ST. SUP. SPECIAL							
FEDERAL							
OTHER							
VEHICLES							
GENERAL							
ST. SUP. SPECIAL							
FEDERAL							
OTHER							
WIRELESS DEV							
GENERAL							
ST. SUP. SPECIAL							
FEDERAL							
OTHER							
SUBSIDIES							
GENERAL							
ST. SUP. SPECIAL							
FEDERAL							
OTHER							
TOTAL							

FUNDING

GENERAL FUNDS							
ST. SUP. SPCL FUNDS							
FEDERAL FUNDS							
OTHER SP. FUNDS							
TOTAL							

POSITIONS

GENERAL FTE							
ST. SUP. SPCL. FTE							
FEDERAL FTE							
OTHER SP. FTE							
TOTAL							

PRIORITY LEVEL :

--	--	--	--	--	--	--	--

PROGRAM DECISION UNITS

University of Southern Mississippi

2 - RESEARCH

Name of Agency

Program Name

	A	B	C	D	E	F	G	H
EXPENDITURES	FY 2016 Appropriated	Escalations By DFA	Non-Recurring Items	Competitive Salary Program	Recover FY 2015 Capital	Increased Cost of Programming	Total Funding Change	FY 2017 Total Request
SALARIES	7,002,033			130,000		20,000	150,000	7,152,033
GENERAL	2,501,126			130,000			130,000	2,631,126
ST. SUP. SPECIAL	420,822							420,822
FEDERAL								
OTHER	4,080,085					20,000	20,000	4,100,085
TRAVEL	17,400							17,400
GENERAL	6,215							6,215
ST. SUP. SPECIAL	1,046							1,046
FEDERAL								
OTHER	10,139							10,139
CONTRACTUAL	85,252							85,252
GENERAL	30,452							30,452
ST. SUP. SPECIAL	5,124							5,124
FEDERAL								
OTHER	49,676							49,676
COMMODITIES	48,291							48,291
GENERAL	17,250							17,250
ST. SUP. SPECIAL	2,902							2,902
FEDERAL								
OTHER	28,139							28,139
CAPTITAL-OTE								
GENERAL								
ST. SUP. SPECIAL								
FEDERAL								
OTHER								
EQUIPMENT								
GENERAL								
ST. SUP. SPECIAL								
FEDERAL								
OTHER								
VEHICLES								
GENERAL								
ST. SUP. SPECIAL								
FEDERAL								
OTHER								
WIRELESS DEV								
GENERAL								
ST. SUP. SPECIAL								
FEDERAL								
OTHER								
SUBSIDIES								
GENERAL								
ST. SUP. SPECIAL								
FEDERAL								
OTHER								
TOTAL	7,152,976			130,000		20,000	150,000	7,302,976

FUNDING

GENERAL FUNDS	2,555,043			130,000			130,000	2,685,043
ST. SUP. SPCL FUNDS	429,894							429,894
FEDERAL FUNDS								
OTHER SP. FUNDS	4,168,039					20,000	20,000	4,188,039
TOTAL	7,152,976			130,000		20,000	150,000	7,302,976

POSITIONS

GENERAL FTE	35.00							35.00
ST. SUP. SPCL. FTE	6.00							6.00
FEDERAL FTE								
OTHER SP. FTE	58.00							58.00
TOTAL	99.00							99.00

PRIORITY LEVEL :

				1	1	1		
--	--	--	--	---	---	---	--	--

PROGRAM DECISION UNITS

EXPENDITURES							
SALARIES							
GENERAL							
ST. SUP. SPECIAL							
FEDERAL							
OTHER							
TRAVEL							
GENERAL							
ST. SUP. SPECIAL							
FEDERAL							
OTHER							
CONTRACTUAL							
GENERAL							
ST. SUP. SPECIAL							
FEDERAL							
OTHER							
COMMODITIES							
GENERAL							
ST. SUP. SPECIAL							
FEDERAL							
OTHER							
CAPTITAL-OTE							
GENERAL							
ST. SUP. SPECIAL							
FEDERAL							
OTHER							
EQUIPMENT							
GENERAL							
ST. SUP. SPECIAL							
FEDERAL							
OTHER							
VEHICLES							
GENERAL							
ST. SUP. SPECIAL							
FEDERAL							
OTHER							
WIRELESS DEV							
GENERAL							
ST. SUP. SPECIAL							
FEDERAL							
OTHER							
SUBSIDIES							
GENERAL							
ST. SUP. SPECIAL							
FEDERAL							
OTHER							
TOTAL							

FUNDING

GENERAL FUNDS							
ST. SUP .SPCL FUNDS							
FEDERAL FUNDS							
OTHER SP. FUNDS							
TOTAL							

POSITIONS

GENERAL FTE							
ST. SUP. SPCL. FTE							
FEDERAL FTE							
OTHER SP. FTE							
TOTAL							

PRIORITY LEVEL :

--	--	--	--	--	--	--	--

PROGRAM DECISION UNITS

University of Southern Mississippi

3 - PUBLIC SERVICE

Name of Agency

Program Name

	A	B	C	D	E	F	G	H
EXPENDITURES	FY 2016 Appropriated	Escalations By DFA	Non-Recurring Items	Competitive Salary Program	Recover FY 2015 Capital	Increased Cost of Programming	Total Funding Change	FY 2017 Total Request
SALARIES	140,762			30,000		60,000	90,000	230,762
GENERAL	50,280			30,000			30,000	80,280
ST. SUP. SPECIAL	8,460							8,460
FEDERAL								
OTHER	82,022					60,000	60,000	142,022
TRAVEL	8,500							8,500
GENERAL	3,036							3,036
ST. SUP. SPECIAL	511							511
FEDERAL								
OTHER	4,953							4,953
CONTRACTUAL	54,100					50,000	50,000	104,100
GENERAL	19,325							19,325
ST. SUP. SPECIAL	3,251							3,251
FEDERAL								
OTHER	31,524					50,000	50,000	81,524
COMMODITIES	6,500					25,000	25,000	31,500
GENERAL	2,322							2,322
ST. SUP. SPECIAL	391							391
FEDERAL								
OTHER	3,787					25,000	25,000	28,787
CAPTITAL-OTE								
GENERAL								
ST. SUP. SPECIAL								
FEDERAL								
OTHER								
EQUIPMENT								
GENERAL								
ST. SUP. SPECIAL								
FEDERAL								
OTHER								
VEHICLES								
GENERAL								
ST. SUP. SPECIAL								
FEDERAL								
OTHER								
WIRELESS DEV								
GENERAL								
ST. SUP. SPECIAL								
FEDERAL								
OTHER								
SUBSIDIES	225,000							225,000
GENERAL	80,370							80,370
ST. SUP. SPECIAL	13,523							13,523
FEDERAL								
OTHER	131,107							131,107
TOTAL	434,862			30,000		135,000	165,000	599,862

FUNDING

GENERAL FUNDS	155,333			30,000			30,000	185,333
ST. SUP. SPCL FUNDS	26,136							26,136
FEDERAL FUNDS								
OTHER SP. FUNDS	253,393					135,000	135,000	388,393
TOTAL	434,862			30,000		135,000	165,000	599,862

POSITIONS

GENERAL FTE	2.00							2.00
ST. SUP. SPCL. FTE								
FEDERAL FTE								
OTHER SP. FTE	2.00							2.00
TOTAL	4.00							4.00

PRIORITY LEVEL :

				1	1	1		
--	--	--	--	---	---	---	--	--

PROGRAM DECISION UNITS

EXPENDITURES							
SALARIES							
GENERAL							
ST. SUP. SPECIAL							
FEDERAL							
OTHER							
TRAVEL							
GENERAL							
ST. SUP. SPECIAL							
FEDERAL							
OTHER							
CONTRACTUAL							
GENERAL							
ST. SUP. SPECIAL							
FEDERAL							
OTHER							
COMMODITIES							
GENERAL							
ST. SUP. SPECIAL							
FEDERAL							
OTHER							
CAPTITAL-OTE							
GENERAL							
ST. SUP. SPECIAL							
FEDERAL							
OTHER							
EQUIPMENT							
GENERAL							
ST. SUP. SPECIAL							
FEDERAL							
OTHER							
VEHICLES							
GENERAL							
ST. SUP. SPECIAL							
FEDERAL							
OTHER							
WIRELESS DEV							
GENERAL							
ST. SUP. SPECIAL							
FEDERAL							
OTHER							
SUBSIDIES							
GENERAL							
ST. SUP. SPECIAL							
FEDERAL							
OTHER							
TOTAL							

FUNDING

GENERAL FUNDS							
ST. SUP. SPCL FUNDS							
FEDERAL FUNDS							
OTHER SP. FUNDS							
TOTAL							

POSITIONS

GENERAL FTE							
ST. SUP. SPCL. FTE							
FEDERAL FTE							
OTHER SP. FTE							
TOTAL							

PRIORITY LEVEL :

--	--	--	--	--	--	--	--

PROGRAM DECISION UNITS

University of Southern Mississippi

4 - ACADEMIC SUPPORT

Name of Agency

Program Name

	A	B	C	D	E	F	G	H
EXPENDITURES	FY 2016 Appropriated	Escalations By DFA	Non-Recurring Items	Competitive Salary Program	Recover FY 2015 Capital	Increased Cost of Programming	Total Funding Change	FY 2017 Total Request
SALARIES	13,832,724			650,000		80,000	730,000	14,562,724
GENERAL	4,941,049			650,000			650,000	5,591,049
ST. SUP. SPECIAL	831,347							831,347
FEDERAL								
OTHER	8,060,328					80,000	80,000	8,140,328
TRAVEL	342,391							342,391
GENERAL	122,302							122,302
ST. SUP. SPECIAL	20,578							20,578
FEDERAL								
OTHER	199,511							199,511
CONTRACTUAL	4,085,495					150,000	150,000	4,235,495
GENERAL	1,459,339							1,459,339
ST. SUP. SPECIAL	245,538							245,538
FEDERAL								
OTHER	2,380,618					150,000	150,000	2,530,618
COMMODITIES	895,684							895,684
GENERAL	319,938							319,938
ST. SUP. SPECIAL	53,831							53,831
FEDERAL								
OTHER	521,915							521,915
CAPTITAL-OTE	151,669							151,669
GENERAL	54,176							54,176
ST. SUP. SPECIAL	9,115							9,115
FEDERAL								
OTHER	88,378							88,378
EQUIPMENT	395,060							395,060
GENERAL	141,115							141,115
ST. SUP. SPECIAL	23,743							23,743
FEDERAL								
OTHER	230,202							230,202
VEHICLES								
GENERAL								
ST. SUP. SPECIAL								
FEDERAL								
OTHER								
WIRELESS DEV								
GENERAL								
ST. SUP. SPECIAL								
FEDERAL								
OTHER								
SUBSIDIES	1,173,070							1,173,070
GENERAL	419,021							419,021
ST. SUP. SPECIAL	70,502							70,502
FEDERAL								
OTHER	683,547							683,547
TOTAL	20,876,093			650,000		230,000	880,000	21,756,093

FUNDING

GENERAL FUNDS	7,456,940			650,000			650,000	8,106,940
ST. SUP. SPCL FUNDS	1,254,654							1,254,654
FEDERAL FUNDS								
OTHER SP. FUNDS	12,164,499					230,000	230,000	12,394,499
TOTAL	20,876,093			650,000		230,000	880,000	21,756,093

POSITIONS

GENERAL FTE	92.00							92.00
ST. SUP. SPCL. FTE	15.00							15.00
FEDERAL FTE								
OTHER SP. FTE	150.00							150.00
TOTAL	257.00							257.00

PRIORITY LEVEL :

				1	1	1		
--	--	--	--	---	---	---	--	--

PROGRAM DECISION UNITS

EXPENDITURES							
SALARIES							
GENERAL							
ST. SUP. SPECIAL							
FEDERAL							
OTHER							
TRAVEL							
GENERAL							
ST. SUP. SPECIAL							
FEDERAL							
OTHER							
CONTRACTUAL							
GENERAL							
ST. SUP. SPECIAL							
FEDERAL							
OTHER							
COMMODITIES							
GENERAL							
ST. SUP. SPECIAL							
FEDERAL							
OTHER							
CAPTITAL-OTE							
GENERAL							
ST. SUP. SPECIAL							
FEDERAL							
OTHER							
EQUIPMENT							
GENERAL							
ST. SUP. SPECIAL							
FEDERAL							
OTHER							
VEHICLES							
GENERAL							
ST. SUP. SPECIAL							
FEDERAL							
OTHER							
WIRELESS DEV							
GENERAL							
ST. SUP. SPECIAL							
FEDERAL							
OTHER							
SUBSIDIES							
GENERAL							
ST. SUP. SPECIAL							
FEDERAL							
OTHER							
TOTAL							

FUNDING

GENERAL FUNDS							
ST. SUP. SPCL FUNDS							
FEDERAL FUNDS							
OTHER SP. FUNDS							
TOTAL							

POSITIONS

GENERAL FTE							
ST. SUP. SPCL. FTE							
FEDERAL FTE							
OTHER SP. FTE							
TOTAL							

PRIORITY LEVEL :

--	--	--	--	--	--	--	--

PROGRAM DECISION UNITS

University of Southern Mississippi

5 - STUDENT SERVICES

Name of Agency

Program Name

	A	B	C	D	E	F	G	H
EXPENDITURES	FY 2016 Appropriated	Escalations By DFA	Non-Recurring Items	Competitive Salary Program	Recover FY 2015 Capital	Increased Cost of Programming	Total Funding Change	FY 2017 Total Request
SALARIES	6,003,024			200,000		50,000	250,000	6,253,024
GENERAL	2,144,280			200,000			200,000	2,344,280
ST. SUP. SPECIAL	360,782							360,782
FEDERAL								
OTHER	3,497,962					50,000	50,000	3,547,962
TRAVEL	145,164					100,000	100,000	245,164
GENERAL	51,853							51,853
ST. SUP. SPECIAL	8,724							8,724
FEDERAL								
OTHER	84,587					100,000	100,000	184,587
CONTRACTUAL	940,443					133,000	133,000	1,073,443
GENERAL	335,926							335,926
ST. SUP. SPECIAL	56,521							56,521
FEDERAL								
OTHER	547,996					133,000	133,000	680,996
COMMODITIES	538,184							538,184
GENERAL	192,239							192,239
ST. SUP. SPECIAL	32,345							32,345
FEDERAL								
OTHER	313,600							313,600
CAPTITAL-OTE								
GENERAL								
ST. SUP. SPECIAL								
FEDERAL								
OTHER								
EQUIPMENT								
GENERAL								
ST. SUP. SPECIAL								
FEDERAL								
OTHER								
VEHICLES								
GENERAL								
ST. SUP. SPECIAL								
FEDERAL								
OTHER								
WIRELESS DEV								
GENERAL								
ST. SUP. SPECIAL								
FEDERAL								
OTHER								
SUBSIDIES	2,483,000							2,483,000
GENERAL	886,928							886,928
ST. SUP. SPECIAL	149,228							149,228
FEDERAL								
OTHER	1,446,844							1,446,844
TOTAL	10,109,815			200,000		283,000	483,000	10,592,815

FUNDING

GENERAL FUNDS	3,611,226			200,000			200,000	3,811,226
ST. SUP. SPCL FUNDS	607,600							607,600
FEDERAL FUNDS								
OTHER SP. FUNDS	5,890,989					283,000	283,000	6,173,989
TOTAL	10,109,815			200,000		283,000	483,000	10,592,815

POSITIONS

GENERAL FTE	44.00							44.00
ST. SUP. SPCL. FTE	7.00							7.00
FEDERAL FTE								
OTHER SP. FTE	72.00							72.00
TOTAL	123.00							123.00

PRIORITY LEVEL :

				1	1	1		
--	--	--	--	---	---	---	--	--

PROGRAM DECISION UNITS

EXPENDITURES							
SALARIES							
GENERAL							
ST. SUP. SPECIAL							
FEDERAL							
OTHER							
TRAVEL							
GENERAL							
ST. SUP. SPECIAL							
FEDERAL							
OTHER							
CONTRACTUAL							
GENERAL							
ST. SUP. SPECIAL							
FEDERAL							
OTHER							
COMMODITIES							
GENERAL							
ST. SUP. SPECIAL							
FEDERAL							
OTHER							
CAPTITAL-OTE							
GENERAL							
ST. SUP. SPECIAL							
FEDERAL							
OTHER							
EQUIPMENT							
GENERAL							
ST. SUP. SPECIAL							
FEDERAL							
OTHER							
VEHICLES							
GENERAL							
ST. SUP. SPECIAL							
FEDERAL							
OTHER							
WIRELESS DEV							
GENERAL							
ST. SUP. SPECIAL							
FEDERAL							
OTHER							
SUBSIDIES							
GENERAL							
ST. SUP. SPECIAL							
FEDERAL							
OTHER							
TOTAL							

FUNDING

GENERAL FUNDS							
ST. SUP. SPCL FUNDS							
FEDERAL FUNDS							
OTHER SP. FUNDS							
TOTAL							

POSITIONS

GENERAL FTE							
ST. SUP. SPCL. FTE							
FEDERAL FTE							
OTHER SP. FTE							
TOTAL							

PRIORITY LEVEL :

--	--	--	--	--	--	--	--

PROGRAM DECISION UNITS

University of Southern Mississippi

6 - INSTITUTIONAL SUPPORT

Name of Agency	Program Name							
	A	B	C	D	E	F	G	H
EXPENDITURES	FY 2016 Appropriated	Escalations By DFA	Non-Recurring Items	Competitive Salary Program	Recover FY 2015 Capital	Increased Cost of Programming	Total Funding Change	FY 2017 Total Request
SALARIES	15,757,722			650,000		80,000	730,000	16,487,722
GENERAL	5,628,658			650,000			650,000	6,278,658
ST. SUP. SPECIAL	947,039							947,039
FEDERAL								
OTHER	9,182,025					80,000	80,000	9,262,025
TRAVEL	260,561							260,561
GENERAL	93,072							93,072
ST. SUP. SPECIAL	15,660							15,660
FEDERAL								
OTHER	151,829							151,829
CONTRACTUAL	4,037,107					255,527	255,527	4,292,634
GENERAL	1,442,055							1,442,055
ST. SUP. SPECIAL	242,630							242,630
FEDERAL								
OTHER	2,352,422					255,527	255,527	2,607,949
COMMODITIES	393,665							393,665
GENERAL	140,617							140,617
ST. SUP. SPECIAL	23,659							23,659
FEDERAL								
OTHER	229,389							229,389
CAPTITAL-OTE								
GENERAL								
ST. SUP. SPECIAL								
FEDERAL								
OTHER								
EQUIPMENT	527,480					2,627	2,627	530,107
GENERAL	7,144							7,144
ST. SUP. SPECIAL	1,202							1,202
FEDERAL								
OTHER	519,134					2,627	2,627	521,761
VEHICLES								
GENERAL								
ST. SUP. SPECIAL								
FEDERAL								
OTHER								
WIRELESS DEV								
GENERAL								
ST. SUP. SPECIAL								
FEDERAL								
OTHER								
SUBSIDIES	461,914					(2,627)	(2,627)	459,287
GENERAL	252,765							252,765
ST. SUP. SPECIAL	(209,934)							(209,934)
FEDERAL								
OTHER	419,083					(2,627)	(2,627)	416,456
TOTAL	21,438,449			650,000		335,527	985,527	22,423,976
FUNDING								
GENERAL FUNDS	7,564,311			650,000			650,000	8,214,311
ST. SUP. SPCL FUNDS	1,020,256							1,020,256
FEDERAL FUNDS								
OTHER SP. FUNDS	12,853,882					335,527	335,527	13,189,409
TOTAL	21,438,449			650,000		335,527	985,527	22,423,976
POSITIONS								
GENERAL FTE	73.00							73.00
ST. SUP. SPCL. FTE	12.00							12.00
FEDERAL FTE								
OTHER SP. FTE	118.00							118.00
TOTAL	203.00							203.00
PRIORITY LEVEL :								
				1	1	1		

PROGRAM DECISION UNITS

EXPENDITURES							
SALARIES							
GENERAL							
ST. SUP. SPECIAL							
FEDERAL							
OTHER							
TRAVEL							
GENERAL							
ST. SUP. SPECIAL							
FEDERAL							
OTHER							
CONTRACTUAL							
GENERAL							
ST. SUP. SPECIAL							
FEDERAL							
OTHER							
COMMODITIES							
GENERAL							
ST. SUP. SPECIAL							
FEDERAL							
OTHER							
CAPTITAL-OTE							
GENERAL							
ST. SUP. SPECIAL							
FEDERAL							
OTHER							
EQUIPMENT							
GENERAL							
ST. SUP. SPECIAL							
FEDERAL							
OTHER							
VEHICLES							
GENERAL							
ST. SUP. SPECIAL							
FEDERAL							
OTHER							
WIRELESS DEV							
GENERAL							
ST. SUP. SPECIAL							
FEDERAL							
OTHER							
SUBSIDIES							
GENERAL							
ST. SUP. SPECIAL							
FEDERAL							
OTHER							
TOTAL							

FUNDING

GENERAL FUNDS							
ST. SUP. SPCL FUNDS							
FEDERAL FUNDS							
OTHER SP. FUNDS							
TOTAL							

POSITIONS

GENERAL FTE							
ST. SUP. SPCL. FTE							
FEDERAL FTE							
OTHER SP. FTE							
TOTAL							

PRIORITY LEVEL :

--	--	--	--	--	--	--	--

PROGRAM DECISION UNITS

University of Southern Mississippi

7 - OPERATION & MAINTENANCE

Name of Agency	Program Name							
	A	B	C	D	E	F	G	H
EXPENDITURES	FY 2016 Appropriated	Escalations By DFA	Non-Recurring Items	Competitive Salary Program	Recover FY 2015 Capital	Increased Cost of Programming	Total Funding Change	FY 2017 Total Request
SALARIES	8,961,309			539,421		60,000	599,421	9,560,730
GENERAL	3,200,980			539,421			539,421	3,740,401
ST. SUP. SPECIAL	538,574							538,574
FEDERAL								
OTHER	5,221,755					60,000	60,000	5,281,755
TRAVEL	25,850							25,850
GENERAL	9,234							9,234
ST. SUP. SPECIAL	1,553							1,553
FEDERAL								
OTHER	15,063							15,063
CONTRACTUAL	7,908,844				2,127,163	603,000	2,730,163	10,639,007
GENERAL	2,825,039							2,825,039
ST. SUP. SPECIAL	475,322				2,127,163		2,127,163	2,602,485
FEDERAL								
OTHER	4,608,483					603,000	603,000	5,211,483
COMMODITIES	1,184,164							1,184,164
GENERAL	422,983							422,983
ST. SUP. SPECIAL	71,168							71,168
FEDERAL								
OTHER	690,013							690,013
CAPTITAL-OTE								
GENERAL								
ST. SUP. SPECIAL								
FEDERAL								
OTHER								
EQUIPMENT	149,000							149,000
GENERAL	53,224							53,224
ST. SUP. SPECIAL	8,955							8,955
FEDERAL								
OTHER	86,821							86,821
VEHICLES								
GENERAL								
ST. SUP. SPECIAL								
FEDERAL								
OTHER								
WIRELESS DEV								
GENERAL								
ST. SUP. SPECIAL								
FEDERAL								
OTHER								
SUBSIDIES	697,053							697,053
GENERAL	248,987							248,987
ST. SUP. SPECIAL	41,893							41,893
FEDERAL								
OTHER	406,173							406,173
TOTAL	18,926,220			539,421	2,127,163	663,000	3,329,584	22,255,804
FUNDING								
GENERAL FUNDS	6,760,447			539,421			539,421	7,299,868
ST. SUP. SPCL FUNDS	1,137,465				2,127,163		2,127,163	3,264,628
FEDERAL FUNDS								
OTHER SP. FUNDS	11,028,308					663,000	663,000	11,691,308
TOTAL	18,926,220			539,421	2,127,163	663,000	3,329,584	22,255,804
POSITIONS								
GENERAL FTE	77.00							77.00
ST. SUP. SPCL. FTE	13.00							13.00
FEDERAL FTE								
OTHER SP. FTE	125.00							125.00
TOTAL	215.00							215.00
PRIORITY LEVEL :								
				1	1	1		

PROGRAM DECISION UNITS

EXPENDITURES							
SALARIES							
GENERAL							
ST. SUP. SPECIAL							
FEDERAL							
OTHER							
TRAVEL							
GENERAL							
ST. SUP. SPECIAL							
FEDERAL							
OTHER							
CONTRACTUAL							
GENERAL							
ST. SUP. SPECIAL							
FEDERAL							
OTHER							
COMMODITIES							
GENERAL							
ST. SUP. SPECIAL							
FEDERAL							
OTHER							
CAPTITAL-OTE							
GENERAL							
ST. SUP. SPECIAL							
FEDERAL							
OTHER							
EQUIPMENT							
GENERAL							
ST. SUP. SPECIAL							
FEDERAL							
OTHER							
VEHICLES							
GENERAL							
ST. SUP. SPECIAL							
FEDERAL							
OTHER							
WIRELESS DEV							
GENERAL							
ST. SUP. SPECIAL							
FEDERAL							
OTHER							
SUBSIDIES							
GENERAL							
ST. SUP. SPECIAL							
FEDERAL							
OTHER							
TOTAL							

FUNDING

GENERAL FUNDS							
ST. SUP. SPCL FUNDS							
FEDERAL FUNDS							
OTHER SP. FUNDS							
TOTAL							

POSITIONS

GENERAL FTE							
ST. SUP. SPCL. FTE							
FEDERAL FTE							
OTHER SP. FTE							
TOTAL							

PRIORITY LEVEL :

--	--	--	--	--	--	--	--

PROGRAM DECISION UNITS

University of Southern Mississippi

8 - SCHOLARSHIP & FELLOWSHIPS

Name of Agency	Program Name							
	A	B	C	D	E	F	G	H
EXPENDITURES	FY 2016 Appropriated	Escalations By DFA	Non-Recurring Items	Competitive Salary Program	Recover FY 2015 Capital	Increased Cost of Programming	Total Funding Change	FY 2017 Total Request
SALARIES								
GENERAL								
ST. SUP. SPECIAL								
FEDERAL								
OTHER								
TRAVEL								
GENERAL								
ST. SUP. SPECIAL								
FEDERAL								
OTHER								
CONTRACTUAL	22,889,684					600,000	600,000	23,489,684
GENERAL	8,176,195							8,176,195
ST. SUP. SPECIAL	1,375,670							1,375,670
FEDERAL								
OTHER	13,337,819					600,000	600,000	13,937,819
COMMODITIES								
GENERAL								
ST. SUP. SPECIAL								
FEDERAL								
OTHER								
CAPTITAL-OTE								
GENERAL								
ST. SUP. SPECIAL								
FEDERAL								
OTHER								
EQUIPMENT								
GENERAL								
ST. SUP. SPECIAL								
FEDERAL								
OTHER								
VEHICLES								
GENERAL								
ST. SUP. SPECIAL								
FEDERAL								
OTHER								
WIRELESS DEV								
GENERAL								
ST. SUP. SPECIAL								
FEDERAL								
OTHER								
SUBSIDIES								
GENERAL								
ST. SUP. SPECIAL								
FEDERAL								
OTHER								
TOTAL	22,889,684					600,000	600,000	23,489,684
FUNDING								
GENERAL FUNDS	8,176,195							8,176,195
ST. SUP. SPCL FUNDS	1,375,670							1,375,670
FEDERAL FUNDS								
OTHER SP. FUNDS	13,337,819					600,000	600,000	13,937,819
TOTAL	22,889,684					600,000	600,000	23,489,684
POSITIONS								
GENERAL FTE								
ST. SUP. SPCL. FTE								
FEDERAL FTE								
OTHER SP. FTE								
TOTAL								
PRIORITY LEVEL :								
				1	1	1		

PROGRAM DECISION UNITS

EXPENDITURES							
SALARIES							
GENERAL							
ST. SUP. SPECIAL							
FEDERAL							
OTHER							
TRAVEL							
GENERAL							
ST. SUP. SPECIAL							
FEDERAL							
OTHER							
CONTRACTUAL							
GENERAL							
ST. SUP. SPECIAL							
FEDERAL							
OTHER							
COMMODITIES							
GENERAL							
ST. SUP. SPECIAL							
FEDERAL							
OTHER							
CAPTITAL-OTE							
GENERAL							
ST. SUP. SPECIAL							
FEDERAL							
OTHER							
EQUIPMENT							
GENERAL							
ST. SUP. SPECIAL							
FEDERAL							
OTHER							
VEHICLES							
GENERAL							
ST. SUP. SPECIAL							
FEDERAL							
OTHER							
WIRELESS DEV							
GENERAL							
ST. SUP. SPECIAL							
FEDERAL							
OTHER							
SUBSIDIES							
GENERAL							
ST. SUP. SPECIAL							
FEDERAL							
OTHER							
TOTAL							

FUNDING

GENERAL FUNDS							
ST. SUP. SPCL FUNDS							
FEDERAL FUNDS							
OTHER SP. FUNDS							
TOTAL							

POSITIONS

GENERAL FTE							
ST. SUP. SPCL. FTE							
FEDERAL FTE							
OTHER SP. FTE							
TOTAL							

PRIORITY LEVEL :

--	--	--	--	--	--	--	--

PROGRAM DECISION UNITS

University of Southern Mississippi

9 - MANDATORY TRANSFERS

Name of Agency

Program Name

	A	B	C	D	E	F	G	H
EXPENDITURES	FY 2016 Appropriated	Escalations By DFA	Non-Recurring Items	Competitive Salary Program	Recover FY 2015 Capital	Increased Cost of Programming	Total Funding Change	FY 2017 Total Request
SALARIES								
GENERAL								
ST. SUP. SPECIAL								
FEDERAL								
OTHER								
TRAVEL								
GENERAL								
ST. SUP. SPECIAL								
FEDERAL								
OTHER								
CONTRACTUAL								
GENERAL								
ST. SUP. SPECIAL								
FEDERAL								
OTHER								
COMMODITIES								
GENERAL								
ST. SUP. SPECIAL								
FEDERAL								
OTHER								
CAPTITAL-OTE								
GENERAL								
ST. SUP. SPECIAL								
FEDERAL								
OTHER								
EQUIPMENT								
GENERAL								
ST. SUP. SPECIAL								
FEDERAL								
OTHER								
VEHICLES								
GENERAL								
ST. SUP. SPECIAL								
FEDERAL								
OTHER								
WIRELESS DEV								
GENERAL								
ST. SUP. SPECIAL								
FEDERAL								
OTHER								
SUBSIDIES								
GENERAL								
ST. SUP. SPECIAL								
FEDERAL								
OTHER								
TOTAL								

FUNDING

GENERAL FUNDS								
ST. SUP. SPCL FUNDS								
FEDERAL FUNDS								
OTHER SP. FUNDS								
TOTAL								

POSITIONS

GENERAL FTE								
ST. SUP. SPCL. FTE								
FEDERAL FTE								
OTHER SP. FTE								
TOTAL								

PRIORITY LEVEL :

				1	1	1		
--	--	--	--	---	---	---	--	--

PROGRAM DECISION UNITS

EXPENDITURES							
SALARIES							
GENERAL							
ST. SUP. SPECIAL							
FEDERAL							
OTHER							
TRAVEL							
GENERAL							
ST. SUP. SPECIAL							
FEDERAL							
OTHER							
CONTRACTUAL							
GENERAL							
ST. SUP. SPECIAL							
FEDERAL							
OTHER							
COMMODITIES							
GENERAL							
ST. SUP. SPECIAL							
FEDERAL							
OTHER							
CAPTITAL-OTE							
GENERAL							
ST. SUP. SPECIAL							
FEDERAL							
OTHER							
EQUIPMENT							
GENERAL							
ST. SUP. SPECIAL							
FEDERAL							
OTHER							
VEHICLES							
GENERAL							
ST. SUP. SPECIAL							
FEDERAL							
OTHER							
WIRELESS DEV							
GENERAL							
ST. SUP. SPECIAL							
FEDERAL							
OTHER							
SUBSIDIES							
GENERAL							
ST. SUP. SPECIAL							
FEDERAL							
OTHER							
TOTAL							

FUNDING

GENERAL FUNDS							
ST. SUP. SPCL FUNDS							
FEDERAL FUNDS							
OTHER SP. FUNDS							
TOTAL							

POSITIONS

GENERAL FTE							
ST. SUP. SPCL. FTE							
FEDERAL FTE							
OTHER SP. FTE							
TOTAL							

PRIORITY LEVEL :

--	--	--	--	--	--	--	--

PROGRAM DECISION UNITS

University of Southern Mississippi

10 - NON-MANDATORY TRANSFERS

Name of Agency

Program Name

	A	B	C	D	E	F	G	H
EXPENDITURES	FY 2016 Appropriated	Escalations By DFA	Non-Recurring Items	Competitive Salary Program	Recover FY 2015 Capital	Increased Cost of Programming	Total Funding Change	FY 2017 Total Request
SALARIES								
GENERAL								
ST. SUP. SPECIAL								
FEDERAL								
OTHER								
TRAVEL								
GENERAL								
ST. SUP. SPECIAL								
FEDERAL								
OTHER								
CONTRACTUAL								
GENERAL								
ST. SUP. SPECIAL								
FEDERAL								
OTHER								
COMMODITIES								
GENERAL								
ST. SUP. SPECIAL								
FEDERAL								
OTHER								
CAPTITAL-OTE								
GENERAL								
ST. SUP. SPECIAL								
FEDERAL								
OTHER								
EQUIPMENT								
GENERAL								
ST. SUP. SPECIAL								
FEDERAL								
OTHER								
VEHICLES								
GENERAL								
ST. SUP. SPECIAL								
FEDERAL								
OTHER								
WIRELESS DEV								
GENERAL								
ST. SUP. SPECIAL								
FEDERAL								
OTHER								
SUBSIDIES								
GENERAL								
ST. SUP. SPECIAL								
FEDERAL								
OTHER								
TOTAL								

FUNDING

GENERAL FUNDS								
ST. SUP. SPCL FUNDS								
FEDERAL FUNDS								
OTHER SP. FUNDS								
TOTAL								

POSITIONS

GENERAL FTE								
ST. SUP. SPCL. FTE								
FEDERAL FTE								
OTHER SP. FTE								
TOTAL								

PRIORITY LEVEL :

				1	1	1		
--	--	--	--	---	---	---	--	--

PROGRAM DECISION UNITS

EXPENDITURES							
SALARIES							
GENERAL							
ST. SUP. SPECIAL							
FEDERAL							
OTHER							
TRAVEL							
GENERAL							
ST. SUP. SPECIAL							
FEDERAL							
OTHER							
CONTRACTUAL							
GENERAL							
ST. SUP. SPECIAL							
FEDERAL							
OTHER							
COMMODITIES							
GENERAL							
ST. SUP. SPECIAL							
FEDERAL							
OTHER							
CAPTITAL-OTE							
GENERAL							
ST. SUP. SPECIAL							
FEDERAL							
OTHER							
EQUIPMENT							
GENERAL							
ST. SUP. SPECIAL							
FEDERAL							
OTHER							
VEHICLES							
GENERAL							
ST. SUP. SPECIAL							
FEDERAL							
OTHER							
WIRELESS DEV							
GENERAL							
ST. SUP. SPECIAL							
FEDERAL							
OTHER							
SUBSIDIES							
GENERAL							
ST. SUP. SPECIAL							
FEDERAL							
OTHER							
TOTAL							

FUNDING

GENERAL FUNDS							
ST. SUP .SPCL FUNDS							
FEDERAL FUNDS							
OTHER SP. FUNDS							
TOTAL							

POSITIONS

GENERAL FTE							
ST. SUP. SPCL. FTE							
FEDERAL FTE							
OTHER SP. FTE							
TOTAL							

PRIORITY LEVEL :

--	--	--	--	--	--	--	--

PROGRAM NARRATIVE

Program Data Collected in Accordance with the Mississippi Performance Budget and Strategic Planning Act of 1994
(To Accompany Form MBR-1-03)

University of Southern Mississippi

1 - INSTRUCTION

Name of Agency

Program Name

I. Program Description:

This program is comprised of all expenditures related to the institution's teaching activities, including credit and non-credit courses for academic, occupational, and professional instruction. Department research and public service activities which are not budgeted separately as well as departmental chairpersons are also included.

II. Program Objective:

The overall objective of the instruction program is to provide credit and non-credit academic and academic-support courses and activities geared toward ensuring that the best possible quality programs of study are provided consistent with the requirements of appropriate accrediting agencies and/or learned societies.

III. Current program activities as supported by the funding in Columns 6-15 (FY 2016 & FY 2017 Increase/Decrease for continuations) of MBR-1-03 and designated Budget Unit Decisions columns of MBR-1-03-A:

(D) Competitive Salary Program:

In order to offer competitive salary levels, funds are requested to enhance faculty and staff salaries for FY 2017.

(E) Recover FY 2015 Capital Fund Level:

In order to maintain state facilities in a cost effective manner, funds are requested to recover the FY 2015 Capital Expense Fund Level for IHL.

(F) Increased Cost of Programming:

In order to maintain quality facilities and programming, tuition and other self-generated funds are requested for built-in costs for facilities coming on-line, costs related to efforts for recruiting, retaining and graduating more students, and other increased costs of operations.

PROGRAM NARRATIVE

Program Data Collected in Accordance with the Mississippi Performance Budget and Strategic Planning Act of 1994
(To Accompany Form MBR-1-03)

University of Southern Mississippi

2 - RESEARCH

Name of Agency

Program Name

I. Program Description:

This program includes all expenditures for activities specifically organized to produce research outcomes, whether funded internally or from outside sources, whether performed by individuals or research centers, and budgeted separately.

II. Program Objective:

To provide basic research in those disciplines in which the University offers a major so that our faculty can stay up to date and vibrant in their classrooms. In addition, every attempt is made to advance the frontiers of learning.

III. Current program activities as supported by the funding in Columns 6-15 (FY 2016 & FY 2017 Increase/Decrease for continuations) of MBR-1-03 and designated Budget Unit Decisions columns of MBR-1-03-A:

(D) Competitive Salary Program:

In order to offer competitive salary levels, funds are requested to enhance faculty and staff salaries for FY 2017.

(E) Recover FY 2015 Capital Fund Level:

In order to maintain state facilities in a cost effective manner, funds are requested to recover the FY 2015 Capital Expense Fund Level for IHL.

(F) Increased Cost of Programming:

In order to maintain quality facilities and programming, tuition and other self-generated funds are requested for built-in costs for facilities coming on-line, costs related to efforts for recruiting, retaining and graduating more students, and other increased costs of operations.

PROGRAM NARRATIVE

Program Data Collected in Accordance with the Mississippi Performance Budget and Strategic Planning Act of 1994
(To Accompany Form MBR-1-03)

University of Southern Mississippi

3 - PUBLIC SERVICE

Name of Agency

Program Name

I. Program Description:

This program includes funds expended for activities that are established primarily to provide non-institutional services beneficial to individuals and groups external to the institution. These activities include community service programs, cooperative extension services, conferences, institutes, general advisory services, reference bureaus, radio and tv, consulting and similar non-instructional services to particular sectors of the community.

II. Program Objective:

The Public Services Program provides non-instructional services beneficial to individuals and groups that are external to the University. Among these activities are publications, consulting, general advisory services and reference bureaus.

III. Current program activities as supported by the funding in Columns 6-15 (FY 2016 & FY 2017 Increase/Decrease for continuations) of MBR-1-03 and designated Budget Unit Decisions columns of MBR-1-03-A:

(D) Competitive Salary Program:

In order to offer competitive salary levels, funds are requested to enhance faculty and staff salaries for FY 2017.

(E) Recover FY 2015 Capital Fund Level:

In order to maintain state facilities in a cost effective manner, funds are requested to recover the FY 2015 Capital Expense Fund Level for IHL.

(F) Increased Cost of Programming:

In order to maintain quality facilities and programming, tuition and other self-generated funds are requested for built-in costs for facilities coming on-line, costs related to efforts for recruiting, retaining and graduating more students, and other increased costs of operations.

PROGRAM NARRATIVE

Program Data Collected in Accordance with the Mississippi Performance Budget and Strategic Planning Act of 1994
(To Accompany Form MBR-1-03)

University of Southern Mississippi

4 - ACADEMIC SUPPORT

Name of Agency

Program Name

I. Program Description:

This program includes funds expended primarily to provide support services for the institution's primary missions of instruction, research, and public service. It includes (1) libraries, museums, galleries; (2) services that directly assist the academic functions of the institution, such as demonstration schools; (3) media ; (4) computing support; (5) academic administration and personnel development providing administration support and management direction.

II. Program Objective:

The basic objective of the Academic Support Program is to provide support for the Institution's primary mission --instruction, research and public service. It includes: (1) retention, preservation and display of education materials, (2) provision of services that directly assist the academic functions of the institution, (3)media such as audiovisual services and technology such as computing support.

III. Current program activities as supported by the funding in Columns 6-15 (FY 2016 & FY 2017 Increase/Decrease for continuations) of MBR-1-03 and designated Budget Unit Decisions columns of MBR-1-03-A:

(D) Competitive Salary Program:

In order to offer competitive salary levels, funds are requested to enhance faculty and staff salaries for FY 2017.

(E) Recover FY 2015 Capital Fund Level:

In order to maintain state facilities in a cost effective manner, funds are requested to recover the FY 2015 Capital Expense Fund Level for IHL.

(F) Increased Cost of Programming:

In order to maintain quality facilities and programming, tuition and other self-generated funds are requested for built-in costs for facilities coming on-line, costs related to efforts for recruiting, retaining and graduating more students, and other increased costs of operations.

PROGRAM NARRATIVE

Program Data Collected in Accordance with the Mississippi Performance Budget and Strategic Planning Act of 1994
(To Accompany Form MBR-1-03)

University of Southern Mississippi

5 - STUDENT SERVICES

Name of Agency

Program Name

I. Program Description:

This program includes funds expended for offices of Admissions and Registrar and those activities whose primary purpose is to contribute to the student's development outside the formal instruction program. It includes expenditures for student activities, cultural events, student newspaper, intramural athletics, student organizations, supplemental remedial instruction, counseling and career guidance, student aid administration, and student health service.

II. Program Objective:

Student Services covers the offices of Admissions and Registrar and those activities whose primary function is to contribute to the student's emotional and physical well-being and to his/her intellectual, cultural and social development outside the context of the formal instruction program. It includes counseling and career guidance.

III. Current program activities as supported by the funding in Columns 6-15 (FY 2016 & FY 2017 Increase/Decrease for continuations) of MBR-1-03 and designated Budget Unit Decisions columns of MBR-1-03-A:

(D) Competitive Salary Program:

In order to offer competitive salary levels, funds are requested to enhance faculty and staff salaries for FY 2017.

(E) Recover FY 2015 Capital Fund Level:

In order to maintain state facilities in a cost effective manner, funds are requested to recover the FY 2015 Capital Expense Fund Level for IHL.

(F) Increased Cost of Programming:

In order to maintain quality facilities and programming, tuition and other self-generated funds are requested for built-in costs for facilities coming on-line, costs related to efforts for recruiting, retaining and graduating more students, and other increased costs of operations.

PROGRAM NARRATIVE

Program Data Collected in Accordance with the Mississippi Performance Budget and Strategic Planning Act of 1994
(To Accompany Form MBR-1-03)

University of Southern Mississippi

6 - INSTITUTIONAL SUPPORT

Name of Agency

Program Name

I. Program Description:

This program includes expenditures for : (1) central executive level activities concerned with management and long-range planning of the entire institution, such as governing board, planning and programming, and legal services; (2) fiscal operations, including the investment office; (3) administrative data processing; (4) space management (5) employee personnel and records.

II. Program Objective:

Institutional support includes: (1) central executive activities concerned with management and long-range planning of the entire institution; (2) fiscal operations; (3) administrative data processing; (4) space management (5) employee personnel and records ; (6) general administrative expenses; (7) logistical activities that provide procurement, store rooms, safety and security to the institution.

III. Current program activities as supported by the funding in Columns 6-15 (FY 2016 & FY 2017 Increase/Decrease for continuations) of MBR-1-03 and designated Budget Unit Decisions columns of MBR-1-03-A:

(D) Competitive Salary Program:

In order to offer competitive salary levels, funds are requested to enhance faculty and staff salaries for FY 2017.

(E) Recover FY 2015 Capital Fund Level:

In order to maintain state facilities in a cost effective manner, funds are requested to recover the FY 2015 Capital Expense Fund Level for IHL.

(F) Increased Cost of Programming:

In order to maintain quality facilities and programming, tuition and other self-generated funds are requested for built-in costs for facilities coming on-line, costs related to efforts for recruiting, retaining and graduating more students, and other increased costs of operations.

PROGRAM NARRATIVE

Program Data Collected in Accordance with the Mississippi Performance Budget and Strategic Planning Act of 1994
(To Accompany Form MBR-1-03)

University of Southern Mississippi

7 - OPERATION & MAINTENANCE

Name of Agency

Program Name

I. Program Description:

This program includes all expenditures of current operating funds for the operation and maintenance of physical plant. It includes all expenditures for operations established to provide services and maintenance related to grounds and facilities, including utilities, fire protection, property insurance and similar items.

II. Program Objective:

The operation and maintenance activities include providing janitorial and maintenance services, utility service, and fire protection for the entire campus. These services are essential for building, equipment, and other facilities to be in useful condition for the faculty, staff and students.

III. Current program activities as supported by the funding in Columns 6-15 (FY 2016 & FY 2017 Increase/Decrease for continuations) of MBR-1-03 and designated Budget Unit Decisions columns of MBR-1-03-A:

(D) Competitive Salary Program:

In order to offer competitive salary levels, funds are requested to enhance faculty and staff salaries for FY 2017.

(E) Recover FY 2015 Capital Fund Level:

In order to maintain state facilities in a cost effective manner, funds are requested to recover the FY 2015 Capital Expense Fund Level for IHL.

(F) Increased Cost of Programming:

In order to maintain quality facilities and programming, tuition and other self-generated funds are requested for built-in costs for facilities coming on-line, costs related to efforts for recruiting, retaining and graduating more students, and other increased costs of operations.

PROGRAM NARRATIVE

Program Data Collected in Accordance with the Mississippi Performance Budget and Strategic Planning Act of 1994
(To Accompany Form MBR-1-03)

University of Southern Mississippi

8 - SCHOLARSHIP & FELLOWSHIPS

Name of Agency

Program Name

I. Program Description:

This program includes expenditures for scholarships and fellowships in the form of outright grants to students selected by the institution and financed with current funds, restricted or unrestricted, including trainee stipends, prizes, and rewards.

II. Program Objective:

This program involves providing grants to students (either from selection by the institution or from an entitlement program). It also includes trainer stipends, prizes and awards, except trainer stipends awarded to individuals who are not enrolled in formal course work.

III. Current program activities as supported by the funding in Columns 6-15 (FY 2016 & FY 2017 Increase/Decrease for continuations) of MBR-1-03 and designated Budget Unit Decisions columns of MBR-1-03-A:

(D) Competitive Salary Program:

In order to offer competitive salary levels, funds are requested to enhance faculty and staff salaries for FY 2017.

(E) Recover FY 2015 Capital Fund Level:

In order to maintain state facilities in a cost effective manner, funds are requested to recover the FY 2015 Capital Expense Fund Level for IHL.

(F) Increased Cost of Programming:

In order to maintain quality facilities and programming, tuition and other self-generated funds are requested for built-in costs for facilities coming on-line, costs related to efforts for recruiting, retaining and graduating more students, and other increased costs of operations.

PROGRAM NARRATIVE

Program Data Collected in Accordance with the Mississippi Performance Budget and Strategic Planning Act of 1994
(To Accompany Form MBR-1-03)

University of Southern Mississippi

9 - MANDATORY TRANSFERS

Name of Agency

Program Name

I. Program Description:

This program includes transfers from the Current Funds group to other fund groups arising out of (1) binding legal agreements related to the financing of the educational plant, such as amounts for debt retirements, interest, and required provisions for renewals and replacements of plant, not financed from other sources, and (2) grant agreements with agencies of the Federal government, donors, and other organizations to match gifts and grants to loan and other funds.

II. Program Objective:

Mandatory Transfers are those which are required by external binding contracts.

III. Current program activities as supported by the funding in Columns 6-15 (FY 2016 & FY 2017 Increase/Decrease for continuations) of MBR-1-03 and designated Budget Unit Decisions columns of MBR-1-03-A:

(D) Competitive Salary Program:

In order to offer competitive salary levels, funds are requested to enhance faculty and staff salaries for FY 2017.

(E) Recover FY 2015 Capital Fund Level:

In order to maintain state facilities in a cost effective manner, funds are requested to recover the FY 2015 Capital Expense Fund Level for IHL.

(F) Increased Cost of Programming:

In order to maintain quality facilities and programming, tuition and other self-generated funds are requested for built-in costs for facilities coming on-line, costs related to efforts for recruiting, retaining and graduating more students, and other increased costs of operations.

PROGRAM NARRATIVE

Program Data Collected in Accordance with the Mississippi Performance Budget and Strategic Planning Act of 1994
(To Accompany Form MBR-1-03)

University of Southern Mississippi

10 - NON-MANDATORY TRANSFERS

Name of Agency

Program Name

I. Program Description:

This program includes those transfers from the Current Funds group to other fund groups made at the discretion of the governing board to serve a variety of objectives, such as additions to loan funds, additions to quasi-endowment funds, general or specific plant additions, voluntary renewals and replacements of plants and repayments on debt principal.

II. Program Objective:

Non-Mandatory Transfers are those which are required to support activities for which legally binding agreements do not exist.

III. Current program activities as supported by the funding in Columns 6-15 (FY 2016 & FY 2017 Increase/Decrease for continuations) of MBR-1-03 and designated Budget Unit Decisions columns of MBR-1-03-A:

(D) Competitive Salary Program:

In order to offer competitive salary levels, funds are requested to enhance faculty and staff salaries for FY 2017.

(E) Recover FY 2015 Capital Fund Level:

In order to maintain state facilities in a cost effective manner, funds are requested to recover the FY 2015 Capital Expense Fund Level for IHL.

(F) Increased Cost of Programming:

In order to maintain quality facilities and programming, tuition and other self-generated funds are requested for built-in costs for facilities coming on-line, costs related to efforts for recruiting, retaining and graduating more students, and other increased costs of operations.

PROGRAM PERFORMANCE INDICATORS AND MEASURES

Program Data Collected in Accordance with the Mississippi Performance Budget and Strategic Planning Act of 1994

University of Southern Mississippi (268-00)

1 - INSTRUCTION

Name of Agency

PROGRAM NAME

PROGRAM OUTPUTS: (This is the measure of the process necessary to carry on the goals and objectives of this program. This is the volume produced, i.e., how many people served, how many documents generated.)

	FY 2015 ACTUAL	FY 2016 ESTIMATED	FY 2017 PROJECTED
1 Average ACT score of entering freshmen.	22.00	22.00	22.00
2 Number of degrees awarded to adult learners who enter college for the first time at age 23 or older.	130.00	130.00	130.00
3 Percentage of degrees awarded in 4 years to adult learners who enter college for the first time at age 23 or older.	20.00	20.00	20.00
4 Percentage of degrees awarded in 6 years to adult learners who enter college for the first time at age 23 or older.	23.80	23.80	23.80
5 Percentage of degrees awarded in 8 years to adult learners who enter college for the first time at age 23 or older.	25.40	25.40	25.40
6 Number of graduate degrees awarded.	854.00	854.00	854.00
7 Number of graduate degrees awarded in science, technology, engineering, and math.	107.00	107.00	107.00
8 Percentage of graduate degrees awarded in science, technology, engineering, and math.	12.60	12.60	12.60
9 Number of entering students who are enrolled in intermediate (remedial) courses during their first year.	1,031.00	1,031.00	1,031.00
10 Percentage of entering students who are enrolled in intermediate (remedial) courses during their first year.	59.00	59.00	59.00
11 Number of entering students who are enrolled in intermediate (remedial) courses during their first year, broken out by math only.	519.00	519.00	519.00
12 Percentage of entering students who are enrolled in intermediate (remedial) courses during their first year, broken out by math only.	29.70	29.70	29.70
13 Number of entering students who are enrolled in intermediate (remedial) courses during their first year, broken out by English/reading only.	173.00	173.00	173.00
14 Percentage of entering students who are enrolled in intermediate (remedial) courses during their first year, broken out by English/reading only.	9.90	9.90	9.90
15 Percentage of entering students who are enrolled in intermediate (remedial) courses during their first year, in both math and English/reading simultaneously.	19.40	19.40	19.40
16 Number of entering students who are enrolled in intermediate (remedial) courses during their first year, in both math and English/reading simultaneously.	339.00	339.00	339.00

PROGRAM PERFORMANCE INDICATORS AND MEASURES

Program Data Collected in Accordance with the Mississippi Performance Budget and Strategic Planning Act of 1994

University of Southern Mississippi (268-00)

1 - INSTRUCTION

Name of Agency

PROGRAM NAME

PROGRAM EFFICIENCIES: (This is the measure of the cost, unit cost or productivity associated with a given outcome or output. This measure indicates linkage between services and funding, i.e., cost per investigation, cost per student or number of days to complete investigation.)

	FY 2015 ACTUAL	FY 2016 ESTIMATED	FY 2017 PROJECTED
1 Percentage of fall intermediate (remedial) math students completing the (remedial math) course within two years.	66.20	66.20	66.20
2 Percentage of fall intermediate (remedial) English/reading students completing the (remedial English/reading) course within 2 years.	89.60	89.60	89.60
3 First-year retention rate (from fall to fall) for entering full-time freshmen.	71.60	71.60	0.00
4 Percentage of full-time students completing 24 credit hours within one academic year.	69.40	69.40	69.40
5 Percentage of part-time students completing 12 credit hours within one academic year.	48.30	48.30	48.30
6 Number of undergraduate degrees awarded per 100 undergraduate full-time equivalent (FTE) enrollment.	21.10	21.10	21.10
7 Student graduation rates (first-time freshmen cohort students graduating within 4 years)	26.60	26.60	26.60
8 Student graduation rates (first-time freshmen cohort students graduating within 6 years)	49.50	49.50	49.50
9 Student graduation rates (first-time freshmen cohort students graduating within 8 years)	52.00	52.00	52.00
10 Percentage of Mississippi median family income required to cover tuition and fees at Mississippi public four-year higher educational institutions (ACS Median Household Income \$37,963).	37.60	37.60	37.60
11 Dollars spent on remedial coursework.	96,539.00	96,539.00	96,539.00
12 Total state expenditures per total FTE students.	13,625.00	13,625.00	13,625.00
13 Percentage of teaching faculty with terminal degrees (doctorate and first professional degrees).	76.20	76.20	76.20
14 Percentage of enrolled graduate students who complete graduate degree.	71.90	71.90	71.90
15 Number of Graduate Degrees Awarded Per 100 Graduate FTE Enrollment	35.40	35.40	35.40
16 Number of Students Completing 30 Hours	2,970.00	2,970.00	2,970.00
17 Number of Students Completing 60 Hours	1,960.00	1,960.00	1,960.00

PROGRAM PERFORMANCE INDICATORS AND MEASURES

Program Data Collected in Accordance with the Mississippi Performance Budget and Strategic Planning Act of 1994

University of Southern Mississippi (268-00)

1 - INSTRUCTION

Name of Agency

PROGRAM NAME

PROGRAM OUTCOMES: (This is the measure of the quality or effectiveness of the services provided by this program. This measure provides an assessment of the actual impact or public benefit of your agency's actions. This is the results produced, i.e., increased customer satisfaction by x% within a 12-month period, reduce the number of traffic fatalities due to drunk drivers within a 12-month period.)

	FY 2015 ACTUAL	FY 2016 ESTIMATED	FY 2017 PROJECTED
1 Percentage of state's population age 25 years and over with a bachelor's degree or higher	20.20	0.00	0.00
2 Number of graduates in high-need disciplines (Science, technology, engineering, & math).	351.00	351.00	351.00
3 Number of graduates in high-need disciplines (Education).	273.00	273.00	273.00
4 Number of graduates in high-need disciplines (Health).	193.00	193.00	193.00
5 Number of graduates in high-need disciplines (Science, technology, engineering, math, education, and nursing combined).	817.00	817.00	817.00
6 Number of graduates in teaching from Mississippi public higher educational institutions.	301.00	301.00	301.00
7 Licensure exam pass rates for graduates with four year degrees (undergraduate Praxis).	82.20	82.20	82.20
8 Licensure exam pass rates for graduates with four year degrees (NCLEX-RN).	95.90	95.90	95.90
9 Licensure exam pass rates for graduates with four year degrees (All undergraduate licensure pass rates).	84.00	84.00	84.00
10 Licensure exam pass rate for graduate school graduates (graduate Praxis)	88.00	88.00	88.00
11 Licensure exam pass rate for graduate school graduates (other licensure)	88.90	88.90	88.90
12 Licensure exam pass rate for graduate school graduates (All graduate licensure pass rates).	88.20	88.20	88.20
13 Number of Undergraduate Degrees Awarded	2,493.00	2,493.00	2,493.00
14 Number of Degrees (Graduate & Undergraduate) Awarded in the STEM Field (AY 2014)	107.00	107.00	107.00
15 Number of Degrees (Graduate & Undergraduate) Awarded in the Health Field (AY 2014)	143.00	143.00	143.00
16 Number of Degrees (Graduate & Undergraduate) Awarded in the Education Field (AY 2014)	171.00	171.00	171.00

PROGRAM PERFORMANCE INDICATORS AND MEASURES

Program Data Collected in Accordance with the Mississippi Performance Budget and Strategic Planning Act of 1994

University of Southern Mississippi (268-00)

2 - RESEARCH

Name of Agency

PROGRAM NAME

PROGRAM OUTPUTS: (This is the measure of the process necessary to carry on the goals and objectives of this program. This is the volume produced, i.e., how many people served, how many documents generated.)

	FY 2015 ACTUAL	FY 2016 ESTIMATED	FY 2017 PROJECTED
1 Dollar value of total external research grants and contracts awarded to Mississippi public universities.	58,790,269.00	58,790,269.00	58,790,269.00
2 Percentage of external research grants and contracts awarded to Mississippi public universities from federal sources.	69.70	69.70	69.70

PROGRAM OUTCOMES: (This is the measure of the quality or effectiveness of the services provided by this program. This measure provides an assessment of the actual impact or public benefit of your agency's actions. This is the results produced, i.e., increased customer satisfaction by x% within a 12-month period, reduce the number of traffic fatalities due to drunk drivers within a 12-month period.)

	FY 2015 ACTUAL	FY 2016 ESTIMATED	FY 2017 PROJECTED
1 Number of patents obtained by Mississippi public universities in emerging technologies.	6.00	6.00	6.00

PROGRAM 3% GENERAL FUND REDUCTION AND NARRATIVE EXPLANATION

University of Southern Mississippi (268-00)

	Fiscal Year 2016 Funding			FY 2016 GF PERCENT REDUCED
	Total Funds	Reduced Amount	Reduced Funding Amount	

Program Name: (1) INSTRUCTION				
General	29,340,467	(787,439)	28,553,028	(2.68%)
State Support Special	4,936,625		4,936,625	
Federal				
Other Special	47,863,075		47,863,075	
TOTAL	82,140,167	(787,439)	81,352,728	

Narrative Explanation:

Since personnel services is the largest portion of the University's expenditures, this area would have to be decreased to meet the reduction. While every attempt would be made to ensure a quality education to our students, any reduction in funds would adversely impact enrollment at the University. Layoffs could possibly occur which would result in fewer course sections offered, reduction in library hours, reduction in services offered to students, as well as decreased recruitment and student success initiatives. Therefore, it is crucial that we are fully funded this fiscal year. The loss of state appropriations the past few years has vastly changed the composition of the University's core faculty and has also negatively impacted our long term strategic plan.

Program Name: (2) RESEARCH				
General	2,555,043		2,555,043	
State Support Special	429,894		429,894	
Federal				
Other Special	4,168,039		4,168,039	
TOTAL	7,152,976		7,152,976	

Narrative Explanation:

Program Name: (3) PUBLIC SERVICE				
General	155,333		155,333	
State Support Special	26,136		26,136	
Federal				
Other Special	253,393		253,393	
TOTAL	434,862		434,862	

Narrative Explanation:

Program Name: (4) ACADEMIC SUPPORT				
General	7,456,940	(236,231)	7,220,709	(3.17%)
State Support Special	1,254,654		1,254,654	
Federal				
Other Special	12,164,499		12,164,499	
TOTAL	20,876,093	(236,231)	20,639,862	

Narrative Explanation:

Since personnel services is the largest portion of the University's expenditures, this area would have to be decreased to meet the reduction. While every attempt would be made to ensure a quality education to our students, any reduction in funds would adversely impact enrollment at the University. Layoffs could possibly occur which would result in fewer course sections offered, reduction in library hours, reduction in services offered to students, as well as decreased recruitment and student success initiatives. Therefore, it is crucial that we are fully funded this fiscal year. The loss of state appropriations the past few years has vastly changed the composition of the University's core faculty and has also negatively impacted our long term strategic plan.

PROGRAM 3% GENERAL FUND REDUCTION AND NARRATIVE EXPLANATION

University of Southern Mississippi (268-00)

	Fiscal Year 2016 Funding			FY 2016 GF PERCENT REDUCED
	Total Funds	Reduced Amount	Reduced Funding Amount	

Program Name: (5) STUDENT SERVICES				
General	3,611,226	(295,290)	3,315,936	(8.18%)
State Support Special	607,600		607,600	
Federal				
Other Special	5,890,989		5,890,989	
TOTAL	10,109,815	(295,290)	9,814,525	

Narrative Explanation:

Since personnel services is the largest portion of the University's expenditures, this area would have to be decreased to meet the reduction. While every attempt would be made to ensure a quality education to our students, any reduction in funds would adversely impact enrollment at the University. Layoff's could possibly occur which would result in fewer course sections offered, reduction in library hours, reduction in services offered to students, as well as decreased recruitment and student success initiatives. Therefore, it is crucial that we are fully funded this fiscal year. The loss of state appropriations the past few years has vastly changed the composition of the University's core faculty and has also negatively impacted our long term strategic plan.

Program Name: (6) INSTITUTIONAL SUPPORT				
General	7,564,311	(393,720)	7,170,591	(5.20%)
State Support Special	1,020,256		1,020,256	
Federal				
Other Special	12,853,882		12,853,882	
TOTAL	21,438,449	(393,720)	21,044,729	

Narrative Explanation:

Since personnel services is the largest portion of the University's expenditures, this area would have to be decreased to meet the reduction. While every attempt would be made to ensure a quality education to our students, any reduction in funds would adversely impact enrollment at the University. Layoff's could possibly occur which would result in fewer course sections offered, reduction in library hours, reduction in services offered to students, as well as decreased recruitment and student success initiatives. Therefore, it is crucial that we are fully funded this fiscal year. The loss of state appropriations the past few years has vastly changed the composition of the University's core faculty and has also negatively impacted our long term strategic plan.

Program Name: (7) OPERATION & MAINTENANCE				
General	6,760,447	(255,918)	6,504,529	(3.79%)
State Support Special	1,137,465		1,137,465	
Federal				
Other Special	11,028,308		11,028,308	
TOTAL	18,926,220	(255,918)	18,670,302	

Narrative Explanation:

Since personnel services is the largest portion of the University's expenditures, this area would have to be decreased to meet the reduction. While every attempt would be made to ensure a quality education to our students, any reduction in funds would adversely impact enrollment at the University. Layoff's could possibly occur which would result in fewer course sections offered, reduction in library hours, reduction in services offered to students, as well as decreased recruitment and student success initiatives. Therefore, it is crucial that we are fully funded this fiscal year. The loss of state appropriations the past few years has vastly changed the composition of the University's core faculty and has also negatively impacted our long term strategic plan.

Program Name: (8) SCHOLARSHIP & FELLOWSHIPS				
General	8,176,195		8,176,195	
State Support Special	1,375,670		1,375,670	
Federal				
Other Special	13,337,819		13,337,819	
TOTAL	22,889,684		22,889,684	

PROGRAM 3% GENERAL FUND REDUCTION AND NARRATIVE EXPLANATION

University of Southern Mississippi (268-00)

	Fiscal Year 2016 Funding			FY 2016 GF PERCENT REDUCED
	Total Funds	Reduced Amount	Reduced Funding Amount	

Narrative Explanation:

Program Name: (9) MANDATORY TRANSFERS				
General				
State Support Special				
Federal				
Other Special				
TOTAL				

Narrative Explanation:

Program Name: (10) NON-MANDATORY TRANSFERS				
General				
State Support Special				
Federal				
Other Special				
TOTAL				

Narrative Explanation:

Program Name: (99) Summary of All Programs				
General	65,619,962	(1,968,598)	63,651,364	(3.00%)
State Support Special	10,788,300		10,788,300	
Federal				
Other Special	107,560,004		107,560,004	
TOTAL	183,968,266	(1,968,598)	181,999,668	

BOARD OF TRUSTEES OF STATE INSTITUTIONS OF HIGHER LEARNING MEMBERS

University of Southern Mississippi (268-00)

Name of Agency

A. Explain Rate and manner in which board members are reimbursed:

Board members are reimbursed through the Institution of Higher Learning System Administration budget with a per diem of \$40 plus expenses.

B. Estimated number of meetings FY 2016:

12 (Twelve)

C. Names of Members	City, Town, Residence	Appointed By	Date of Appointment	Length of Term
1. Dr. Alfred E. McNair, Jr.	Gautier, MS	Bryant	5- 8- 2015	9 years
2. Dr. Bradford J. Dye, III	Oxford, MS	Bryant	5- 8- 2012	9 years
3. Dr. Douglas W. Rouse	Hattiesburg, MS	Barbour	5- 8- 2008	10 years
4. Dr. J. Walt Starr	Columbus, MS	Bryant	5- 8- 2015	9 years
5. Mr. Alan W. Perry	Jackson, MS	Barbour	5- 8- 2008	10 years
6. Mr. C.D. Smith, Jr.	Meridian, MS	Barbour	5- 8- 2008	10 years
7. Mr. Chip Morgan	Leland, MS	Bryant	5- 8- 2015	9 years
8. Mr. Hal Parker	Bolton, MS	Bryant	5- 8- 2015	9 years
9. Mr. Shane Hooper	Tupelo, MS	Bryant	5- 8- 2012	9 years
10. Mr. Tom Duff	Hattiesburg, MS	Bryant	5- 8- 2015	9 years
11. Ms. Christine L. Pickering	Biloxi, MS	Barbour	5- 8- 2008	10 years
12. Ms. Karen L. Cummins	Oakland, MS	Bryant	5- 8- 2012	9 years

Identify Statutory Authority (Code Section or Executive Order Number)*

Constitutional Amendment 213A of the Constitution of the State of Mississippi.

*If Executive Order, please attach copy.

**SCHEDULE B
CONTRACTUAL SERVICES**

University of Southern Mississippi (268-00)

Name of Agency

MINOR OBJECT OF EXPENDITURE	(1) Actual Expenses FY Ending June 30, 2015	(2) Estimated Expenses FY Ending June 30, 2016	(3) Requested for FY Ending June 30, 2017
-----------------------------	--	---	--

A. Tuition, Rewards & Awards (61050xxx-61080xxx)			
5120 Fellowships	(16)	(16)	(16)
5122 Honorariums	6,850	6,850	6,850
5125 Waivers	11,537,545	11,359,773	11,659,773
5130 Scholarships	13,351,828	13,008,181	13,308,181
5140 Awards	7,662	7,662	7,662
Total	24,903,869	24,382,450	24,982,450

B. Transportation & Utilities (61100xxx-61200xxx)			
5210 Postage	(8,098)	(8,098)	(8,098)
5220 Telephone Local Service	317,310	317,310	317,310
5229 Telephone Local Features Inc	(662,513)	(685,513)	(685,513)
5230 Telephone Long Distance	43,929	43,929	43,929
5239 Telephone LD Inc	(72,732)	(72,732)	(72,732)
5240 Telephone Installation	11,127	11,127	11,127
5245 Telephone Cellular	3,028	3,028	3,028
5247 Internet	162,917	162,917	162,917
5249 Telephone Other Inc	(23,211)	(23,211)	(23,211)
5250 Cable TV	(25,434)	(25,434)	(25,434)
5260 Transportation Of Things	22,378	22,378	22,378
5310 Electricity	4,313,358	4,313,358	4,613,358
5320 Heat	1,042,616	1,042,616	1,242,616
5330 Water	185,313	185,313	185,313
Total	5,309,988	5,286,988	5,786,988

C. Public Information (61300xxx-61310xxx)			
5410 Advertising	298,053	298,053	298,053
5420 Publicity	1,554	1,554	1,554
Total	299,607	299,607	299,607

D. Rents (61400xxx-61490xxx)			
5401 IB Facility Rental	136,565	127,218	127,218
5510 Rental Of Buildings	647,411	617,411	617,411
5530 Rental of Office Equipment	262,008	242,008	242,008
5590 Other Rental	83,409	73,409	73,409
Total	1,129,393	1,060,046	1,060,046

**SCHEDULE B
CONTRACTUAL SERVICES**

University of Southern Mississippi (268-00)

Name of Agency

MINOR OBJECT OF EXPENDITURE	(1) Actual Expenses FY Ending June 30, 2015	(2) Estimated Expenses FY Ending June 30, 2016	(3) Requested for FY Ending June 30, 2017
E. Repairs & Service (61500xxx)			
5610 Repair and Svc - Streets	5,307	5,307	5,307
5620 Repair and Svc - Buidlings	268,799	238,799	330,326
5640 Repair and Svc - Vehicles	84,408	84,408	84,408
5650 Repair and Svc - Office Equipment	3,920	3,920	3,920
5660 Maintenance Contracts - Equipment	642,838	582,838	782,838
5670 Repair and Svc - Medical Equipment	3,060	3,060	3,060
5679 Tech A/V Labor Inc	(35,785)	(35,785)	(35,785)
5690 Repair and Svc - Other Equipment	398,559	389,509	789,509
Total	1,371,106	1,272,056	1,963,583
F. Fees, Professional & Other Services (61600xxx-61690xxx)			
Auditing Auditing	115,672	115,672	115,672
Consultant Consultant	28,490	28,490	28,490
Instructional Instructional	11,672	11,672	11,672
Laboratory and Testing Laboratory and Testing	3,108	3,108	3,108
Legal Legal	318,809	318,809	318,809
Medical Medical	2,196	2,196	2,196
Other Professional Other Professional Fees	1,118,978	1,118,978	1,118,978
Technology & Other Technology and Other	82,377	82,377	82,377
Total	1,681,302	1,681,302	1,681,302
G. Other Contractual Services (61700xxx-61790xxx, 61900xxx)			
5160 Professional Development	17,315	17,315	17,315
5190 Participant Costs	(137,614)	(137,614)	(137,614)
5694 iTech Contractual Services	6,964	6,964	6,964
5695 Physical Plant Contractual Services	181,960	181,960	181,960
5696 PP Contractual Vehicle Services	87,229	87,229	87,229
5830 Laundry	8,551	8,551	8,551
5840 Subscriptions	89,885	89,885	89,885
5841 eTools Library	20,488	20,488	20,488
5842 eSerials Library	142,960	142,960	142,960
5843 eRefDB Library	2,000,636	2,000,636	2,000,636
5844 eBooks Library	60,487	60,487	60,487
5846 Copyright Fees	973	973	973
5859 Student Recruitment	20,086	20,086	20,086
5860 Employee Recruitment	64,954	64,954	64,954

**SCHEDULE B
CONTRACTUAL SERVICES**

University of Southern Mississippi (268-00)

Name of Agency

MINOR OBJECT OF EXPENDITURE	(1) Actual Expenses FY Ending June 30, 2015	(2) Estimated Expenses FY Ending June 30, 2016	(3) Requested for FY Ending June 30, 2017
5865 Employee Moving	47,012	47,012	47,012
5895 Accreditation and Review	21,651	21,651	21,651
5994 Bank/Merchant Fees	66,749	66,749	66,749
Total	2,700,286	2,700,286	2,700,286

H. Information Technology (61800xxx-61890xxx)			
5545 Computer Usage	154	154	154
5870 Computer Software Aquisitions	214,175	214,175	214,175
5880 Computer Software Maintenance	2,310,593	2,310,593	2,310,593
Total	2,524,922	2,524,922	2,524,922

I. Other (61910xxx-61990xxx)			
Capital Expense	1,913,864		
Recover FY15 Capital Fund Level			2,127,163
5700 IB Cont Svcs	214,890	214,890	214,890
5810 Insurance and Fidelity Bonds	1,590,161	1,590,161	1,590,161
5820 Dues	408,970	408,970	408,970
5890 Other Contractual Services	464,786	464,786	464,786
5891 Provision For Bad Debts	1,049,707	1,049,707	1,049,707
5893 Auxiliary Administrative Expense	(323,178)	(323,178)	(323,178)
5993 Collection Costs	211,121	(211,121)	(211,121)
Total	5,530,321	3,194,215	5,321,378

Grand Total <i>(Enter on Line 1-B of Form MBR-1)</i>	45,450,794	42,401,872	46,320,562
--	-------------------	-------------------	-------------------

Funding Summary:			
General Funds	15,551,391	15,145,949	15,145,949
State Support Special Funds	4,530,433	2,548,353	4,675,516
Federal Funds			
Other Special Funds	25,368,970	24,707,570	26,499,097
Total Funds	45,450,794	42,401,872	46,320,562

**SCHEDULE C
COMMODITIES**

University of Southern Mississippi (268-00)

Name of Agency

MINOR OBJECT OF EXPENDITURE	(1) Actual Expenses FY Ending June 30, 2015	(2) Estimated Expenses FY Ending June 30, 2016	(3) Requested for FY Ending June 30, 2017
A. Maintenance & Constr. Materials & Supplies (62000xxx, 62015xxx)			
6010 Land Improvement	181,558	181,558	181,558
6020 Building Construction	17,211	17,211	17,211
6030 Paints	19,643	19,643	19,643
6040 Hardware, Plumbing, Electrical	118,197	118,197	118,197
6050 Custodial	287,432	287,432	287,432
6090 Other Maintenance Materials	(18,892)	(18,892)	(18,892)
Total	605,149	605,149	605,149
B. Printing & Office Supplies & Materials (62010xxx, 62085xxx, 62100xxx, 62125xxx, 62400xxx)			
6110 Printing, Binding, Padding	302,160	302,160	302,160
6112 Student Printz Printing	31,183	31,183	31,183
6115 Specialty Printing	26,932	26,932	26,932
6120 Duplication & Reproduction	19,648	19,648	19,648
6130 Office Supplies	254,188	254,188	254,188
6140 Purchased Instructional Material	42,111	42,111	42,111
Total	676,222	676,222	676,222
C. Equipment Repair Parts, Supplies & Acces. (62050xxx, 62072xxx, 62110xxx, 62115xxx, 62120xxx, 62130xxx)			
6210 Fuels	200,169	200,169	200,169
6220 Lubricating Oils	7,092	7,092	7,092
6240 Repair and Replacement	219,025	219,025	244,025
6250 Shop Supplies	6,613	6,613	6,613
6290 Other Equip Repair Parts	37,846	37,846	37,846
6410 Small Tools	14,090	14,090	14,090
6415 Data Processing Equip < \$5000	1,098,385	1,198,385	1,198,385
6418 Other Equipment < \$5000	204,918	204,918	204,918
Total	1,788,138	1,888,138	1,913,138
D. Professional & Sci. Supplies and Materials (62025xxx, 62030xxx, 62070xxx, 62095xxx, 62105xxx)			
6310 Lab and Testing Supplies	48,905	48,905	48,905
6350 Chemicals	3,097	3,097	3,097
6390 Other	13,591	13,591	13,591
Total	65,593	65,593	65,593
E. Other Supplies & Materials (62005xxx, 62020xxx, 62035xxx, 62040xxx, 62045xxx, 62060xxx, 62065xxx, 62075xxx-62080xxx, 62090xxx, 62135xxx, 62140xxx, 62405xxx, 62415xxx, 62500xxx-62999xxx)			
Capital Expense	57,414		
6430 Clothes & Dry Goods	133,575	133,575	133,575

**SCHEDULE C
COMMODITIES**

University of Southern Mississippi (268-00)

Name of Agency

MINOR OBJECT OF EXPENDITURE	(1) Actual Expenses FY Ending June 30, 2015	(2) Estimated Expenses FY Ending June 30, 2016	(3) Requested for FY Ending June 30, 2017
6440 Food	404,650	450,009	450,009
6460 Seed and Plants	21,276	21,276	21,276
6470 Fertilzer and Chemicals	18,008	18,008	18,008
6490 Other Supplies	363,175	363,175	363,175
6495 Furniture & Equip < \$1000	77,104	77,104	77,104
6496 Computer, Camera, TV < \$250	1,424	1,424	1,424
6600 Int Billing	127,598	127,598	127,598
Total	1,204,224	1,192,169	1,192,169
Grand Total <i>(Enter on Line 1-C of Form MBR-1)</i>	4,339,326	4,427,271	4,452,271
Funding Summary:			
General Funds	1,529,499	1,581,421	1,581,421
State Support Special Funds	314,757	266,079	266,079
Federal Funds			
Other Special Funds	2,495,070	2,579,771	2,604,771
Total Funds	4,339,326	4,427,271	4,452,271

**SCHEDULE D-1
CAPITAL OUTLAY
OTHER THAN EQUIPMENT**

University of Southern Mississippi (268-00)

Name of Agency

MINOR OBJECT OF EXPENDITURE	(1) Actual Expenses FY Ending June 30, 2015	(2) Estimated Expenses FY Ending June 30, 2016	(3) Requested for FY Ending June 30, 2017
C. Infrastructure & Other (63100100)			
8160 Library Books	49,422	101,669	101,669
8170 Periodicals, Audio-Visual	16,096	50,000	50,000
Total	65,518	151,669	151,669
Grand Total <i>(Enter on Line 1-D-1 of Form MBR-1)</i>	65518	151669	151669
Funding Summary:			
General Funds	23,403	54,176	54,176
State Support Special Funds	3,938	9,115	9,115
Federal Funds			
Other Special Funds	38,177	88,378	88,378
Total Funds	65,518	151,669	151,669

**SCHEDULE D-2
CAPITAL OUTLAY EQUIPMENT**

University of Southern Mississippi (268-00)

Name of Agency

EQUIPMENT BY ITEM	Act. FY Ending June 30, 2015		Est. FY Ending June 30, 2016		Req. FY Ending June 30, 2017	
	No. of Units	Total Cost	No. of Units	Total Cost	No. of Units	Total Cost
B. Road Machinery, Farm & Other Equipment (63300100)						
Vehicles	245	129,859	245	379,859	379,859	379,859
Total		129,859		379,859		379,859
C. Office Machines, Furniture, Fixtures, Equip. (63200100)						
Office Mch, Furn, Fix	28,035	28,035	128,035	128,035	128,035	128,035
Total		28,035		128,035		128,035
D. IS Equipment (DP & Telecommunications) (63200100)						
Data Processing Equip	110,393	110,393	310,393	310,393	310,393	310,393
Total		110,393		310,393		310,393
E. Equipment - Lease Purchase (63200100)						
1 Aircraft		158,517		158,517	1	158,517
2 IP System		346,357		348,963	1	351,590
Total		504,874		507,480		510,107
F. Other Equipment (63200100)						
Other	37,614	37,614	159,430	159,430	159,430	159,430
Total		37,614		159,430		159,430
Grand Total <i>(Enter on Line 1-D-2 of Form MBR-1)</i>		810,775		1,485,197		1,487,824
Funding Summary:						
General Funds		109,268		349,241		349,241
State Support Special Funds		18,385		58,761		58,761
Federal Funds						
Other Special Funds		683,122		1,077,195		1,079,822
Total Funds		810,775		1,485,197		1,487,824

**SCHEDULE D-3
PASSENGER/WORK VEHICLES**

University of Southern Mississippi (268-00)

Name of Agency

MINOR OBJECT OF EXPENDITURE	Vehicle Inventory June 30, 2015	Act. FY Ending June 30, 2015		Est. FY Ending June 30, 2016		Req. FY Ending June 30, 2017	
		No. of Units	Total Cost	No. of Units	Total Cost	No. of Units	Total Cost

A. Passenger & Work Vehicles (63300100)							
8221 Passenger, Basic Economy	36	36		36			
8222 Truck, Cargo Van	7	7		7			
8223 Truck, Minivan	26	26		26			
8224 Truck, Full Size	122	122		122			
8225 Truck, Heavy Duty	2	2		2			
8226 Truck, SUV	16	16		16			
8227 Other Vehicles	36	36		36			
Total (A)	245	245		245			

GRAND TOTAL <i>(Enter on Line 1-D-3 of Form MBR-1)</i>							
--	--	--	--	--	--	--	--

Funding Summary:			
General Funds			
State Support Special Funds			
Federal Funds			
Other Special Funds			
Total Funds			

**SCHEDULE D-4
WIRELESS COMMUNICATION DEVICES**

University of Southern Mississippi (268-00)
Name of Agency _____

MINOR OBJECT OF EXPENDITURE	Device Inventory June 30, 2015	Act. FY Ending June 30, 2015		Est. FY Ending June 30, 2016		Req. FY Ending June 30, 2017	
		No. of Devices	Actual Cost	No. of Devices	Estimated Cost	No. of Devices	Requested Cost

Grand Total <i>(Enter on Line 1-D-4 of Form MBR-1)</i>							
--	--	--	--	--	--	--	--

Funding Summary:							
General Funds							
State Support Special Funds							
Federal Funds							
Other Special Funds							
Total Funds							

**SCHEDULE E
SUBSIDIES, LOANS & GRANTS**

University of Southern Mississippi (268-00)

Name of Agency

MINOR OBJECT OF EXPENDITURE	(1) Actual Expenses FY Ending June 30, 2015	(2) Estimated Expenses FY Ending June 30, 2016	(3) Requested for FY Ending June 30, 2017
D. Debt Service & Judgments (67205xxx-67255xxx, 68205xxx-68430xxx, 70040xxx)			
0180 Mand Trans Out Debt Service	410,804	963,842	963,842
65040 Interest on Lease Purchases (DO NOT DELETE)	49,169	46,563	43,936
Total	459,973	1,010,405	1,007,778
E. Other (67000xxx-67019xxx, 67021xxx-67199xxx, 67998xxx, 68500xxx-68860xxx, 70045xxx-70080xxx, 80000xxx-80500xxx)			
Revenue Accrual	140,177		
0130 Mand Trans Out Designated	225,000	150,000	250,000
1100 NonMand Trans Out Unrestricted	21,000	21,000	21,000
1300 NonMand Trans Out Designated	2,390,338	2,721,639	2,721,639
1400 NonMand Trans Out Auxiliary	2,428,940	3,485,625	3,769,098
1700 NonMand Trans Out Plant Fund	40,000	40,000	40,000
Total	5,245,455	6,418,264	6,801,737
Grand Total <i>(Enter on Line 1-E of Form MBR-1)</i>	5,705,428	7,428,669	7,809,515
Funding Summary:			
General Funds	2,302,515	2,741,290	2,741,290
State Support Special Funds	356,103	208,769	208,769
Federal Funds			
Other Special Funds	3,046,810	4,478,610	4,859,456
Total Funds	5,705,428	7,428,669	7,809,515

NARRATIVE
2017 BUDGET REQUEST

University of Southern Mississippi (268-00)

Name of Agency

The University of Southern Mississippi appreciates the Legislature's commitment to higher education during these challenging economic times. Our budget request for fiscal year 2016 focuses on the following decision units:

1. Competitive Salary Program - In order to offer competitive salary levels, funds are requested to enhance faculty and staff salaries for FY 2017.
2. Recover FY 2015 Capital Level Fund - In order to maintain state facilities in a cost effective manner, funds are requested to recover the FY 2015 Capital Expense Fund Level for IHL.
3. Increased cost of programming - in order to maintain quality facilities and programming, a tuition rate increase for resident and non-resident students is requested. These self-generated funds will produce approximately \$3,200,000 in revenue for FY 2017. The funds requested for salaries and fringe benefits would primarily be for faculty promotions as well as an anticipated increase in health insurance. We believe this would also substantially aid in our retention efforts. A permanent source of funding such as this is crucial in order to maintain quality instructional personnel, provide academic advisement, and support the library function. To replace faculty members that leave, we are often required to pay more than a department has budgeted in order to meet the demands of the market. This additional revenue will help the University keep quality faculty and staff and give them the resources they need to help our students succeed.

Additional use of this funding other than the personnel costs mentioned above would be as follows:

- " recruitment and student success initiatives
- " improving the technical infrastructure to support academic programs and university operations
- " increasing scholarship funds to attract and retain students who demonstrate exceptional academic talent
- " Operating costs due to inflation as well as new facilities coming online
- " Research lab improvements
- " SACS and QEP initiatives

**OUT-OF-STATE TRAVEL
FISCAL YEAR 2017**

University of Southern Mississippi (268-00)

Name of Agency

Note: All expenditures recorded on this form must be totaled and said total must agree with the out-of-state travel amount indicated for FY 2015 on Form Mbr-1, line 1.A.2.b.

Employee's Name	Destination	Purpose	Travel Cost	Funding Source
ACHARYA, DHIRAJ	NEW ORLEANS, LA	Conf/Semnr/Wkshp	175	GEN/SELF
ACHARYA, DHIRAJ	NEW ORLEANS, LA	Conf/Semnr/Wkshp	425	GEN/SELF
ADAMS, JEWEL M	PORTLAND, OR	Conf/Semnr/Wkshp	50	GEN/SELF
ADAMS, JEWEL M	PORTLAND, OR	Conf/Semnr/Wkshp	136	GEN/SELF
ADKINS, NELL	ATLANTA, GA	Business Meeting	140	GEN/SELF
ADKINS, NELL	ATLANTA, GA	Business Meeting	423	GEN/SELF
ADKINS, NELL	ATLANTA, GA	Business Meeting	635	GEN/SELF
ADKINS, NELL	ATLANTA, GA	Business Meeting	850	GEN/SELF
AHMAD, ALI	LAS VEGAS, NV	Conf/Semnr/Wkshp	29	GEN/SELF
AHMAD, ALI	BALTIMORE, MD	Conf/Semnr/Wkshp	96	GEN/SELF
AHMAD, ALI	LAS VEGAS, NV	Conf/Semnr/Wkshp	100	GEN/SELF
AHMAD, ALI	LAS VEGAS, NV	Conf/Semnr/Wkshp	140	GEN/SELF
AHMAD, ALI	BALTIMORE, MD	Conf/Semnr/Wkshp	161	GEN/SELF
AHMAD, ALI	LAS VEGAS, NV	Conf/Semnr/Wkshp	350	GEN/SELF
AHMAD, ALI	LAS VEGAS, NV	Conf/Semnr/Wkshp	521	GEN/SELF
ALFORD, MAC	CHATTANOOGA, TN	Conf/Semnr/Wkshp	101	GEN/SELF
ALICE MCGOWAN	NEW ORLEANS, LA	CONFERENCE/ WORKSHOP	1,515	GEN/SELF
ALLEN, JULIAN	CANTON, OH	Business Meeting	17	GEN/SELF
ALLEN, JULIAN	HOUSTON, TX	Business Meeting	35	GEN/SELF
ALLEN, JULIAN	INDIANAPOLIS, IA	Other	56	GEN/SELF
ALLEN, JULIAN	NASHVILLE, TN	Business Meeting	61	GEN/SELF
ALLEN, JULIAN	ITTA BENA, MS; DENTON, TX	Business Meeting	63	GEN/SELF
ALLEN, JULIAN	JACKSONVILLE, FL	Business Meeting	75	GEN/SELF
ALLEN, JULIAN	SAN ANTONIO, TX	Conf/Semnr/Wkshp	75	GEN/SELF
ALLEN, JULIAN	NEW ORLEANS, LA	Other	78	GEN/SELF
ALLEN, JULIAN	CONCORD, NC	Other	82	GEN/SELF
ALLEN, JULIAN	ITTA BENA, MS; DENTON, TX	Business Meeting	100	GEN/SELF
ALLEN, JULIAN	CONCORD, NC	Other	101	GEN/SELF
ALLEN, JULIAN	DAPHNE, AL	Other	119	GEN/SELF
ALLEN, JULIAN	CONCORD, NC	Other	131	GEN/SELF
ALLEN, JULIAN	HOUSTON, TX	Business Meeting	135	GEN/SELF

**OUT-OF-STATE TRAVEL
FISCAL YEAR 2017**

University of Southern Mississippi (268-00)

Name of Agency

Note: All expenditures recorded on this form must be totaled and said total must agree with the out-of-state travel amount indicated for FY 2015 on Form Mbr-1, line 1.A.2.b.

Employee's Name	Destination	Purpose	Travel Cost	Funding Source
ALLEN,JULIAN	SAN ANTONIO, TX	Business Meeting	142	GEN/SELF
ALLEN,JULIAN	TUSCALOOSA, AL	Business Meeting	184	GEN/SELF
ALLEN,JULIAN	NASHVILLE, TN	Business Meeting	241	GEN/SELF
ALLEN,JULIAN	ATHENS, GA	Business Meeting	257	GEN/SELF
ALLEN,JULIAN	JACKSONVILLE, FL	Business Meeting	258	GEN/SELF
ALLEN,JULIAN	NASHVILLE, TN	Business Meeting	287	GEN/SELF
ALLEN,JULIAN	ITTA BENA, MS; DENTON, TX	Business Meeting	288	GEN/SELF
ALLEN,JULIAN	CONCORD, NC	Other	293	GEN/SELF
ALLEN,JULIAN	HOUSTON, TX	Business Meeting	348	GEN/SELF
ALLEN,JULIAN	SAN ANTONIO, TX	Business Meeting	378	GEN/SELF
ALLEN,JULIAN	INDIANAPOLIS, IA	Other	418	GEN/SELF
ALLEN,JULIAN	CANTON, OH	Business Meeting	573	GEN/SELF
ALLEN,JULIAN	CANTON, OH	Business Meeting	582	GEN/SELF
ALLEN,JULIAN	CHICAGO, IL	Business Meeting	746	GEN/SELF
ALLEN,JULIAN	CONCORD, NC	Other	841	GEN/SELF
ALLEN,JULIAN	CONCORD, NC	Other	862	GEN/SELF
ALLYSON EASTERWOOD	NEW ORLEANS, LA	CONFERENCE/ WORKSHOP	450	GEN/SELF
ALRIDGE,PRECIOUS	NEW ORLEANS, LA	Conf/Semnr/Wkshp	145	GEN/SELF
Amadi, Suzane	New York, NY	Conference	(100)	GEN/SELF
AMADI,SUZANNE	NEW YORK, NY	Conf/Semnr/Wkshp	300	GEN/SELF
AMANDA NACE	MINNEAPOLIS,MN	RENTAL CAR -ENTERPRISE	90	GEN/SELF
AMY YEEND	LONG BEACH CAMPUS	VAN RENTAL - ENTERPRISE	106	GEN/SELF
ANDERSON, RUSSELL	NEW ORLEANS, LA	CONFERENCE/ WORKSHOP	449	GEN/SELF
ANDERSON,JENNIFER	NEW ORLEANS, LA	Conf/Semnr/Wkshp	15	GEN/SELF
ANDERSON,JENNIFER	NEW ORLEANS, LA	Conf/Semnr/Wkshp	125	GEN/SELF
ANDERSON,JENNIFER	NEW ORLEANS, LA	Conf/Semnr/Wkshp	340	GEN/SELF
ANDERSON,PATSY L	ATLANTA, GA	Business Meeting	128	GEN/SELF
ANDERSON,PATSY L	ATLANTA, GA	Business Meeting	320	GEN/SELF
ANDERSON,RUSSELL B	NEW ORLEANS, LA	Conf/Semnr/Wkshp	24	GEN/SELF
ANDERSON,RUSSELL B	NASHVILLE, TN	Recruitment	47	GEN/SELF
ANDERSON,RUSSELL B	NASHVILLE, TN	Recruitment	118	GEN/SELF

**OUT-OF-STATE TRAVEL
FISCAL YEAR 2017**

University of Southern Mississippi (268-00)

Name of Agency

Note: All expenditures recorded on this form must be totaled and said total must agree with the out-of-state travel amount indicated for FY 2015 on Form Mbr-1, line 1.A.2.b.

Employee's Name	Destination	Purpose	Travel Cost	Funding Source
ANDERSON,RUSSELL B	NEW ORLEANS, LA	Conf/Semnr/Wkshp	132	GEN/SELF
ANDERSON,RUSSELL B	NEW ORLEANS, LA	Conf/Semnr/Wkshp	590	GEN/SELF
ANESTIS,JOYE	MINNEAPOLIS, MN	Conf/Semnr/Wkshp	500	GEN/SELF
ANGUS,KATIE	SAN ANTONIO, TX	Conf/Semnr/Wkshp	200	GEN/SELF
ANGUS,KATIE	SAN ANTONIO, TX	Conf/Semnr/Wkshp	304	GEN/SELF
ANGUS,KATIE	SAN ANTONIO, TX	Conf/Semnr/Wkshp	368	GEN/SELF
ANN P BLACKWELL	ATLANTA, GA	CONFERENCE/ WORKSHOP	615	GEN/SELF
ANN RICHARDSON	MADISON, MS	RENTAL CAR / U-SAVE	100	GEN/SELF
ANN RICHARDSON	MADISON, MS	RENTAL CAR / U-SAVE	100	GEN/SELF
ANN RICHARDSON	MADISON, MS	RENTAL CAR / U-SAVE	100	GEN/SELF
ANN RICHARDSON	NATCHEZ, MS	RENTAL CAR / U-SAVE	100	GEN/SELF
ANN RICHARDSON	NATCHEZ, MS	RENTAL CAR / U-SAVE	100	GEN/SELF
ANTHONY MARTIEZ	ORLANDO, FL	CONFERENCE/ WORKSHOP	275	GEN/SELF
ANTHONY,KATHRYN	TAMPA, FL	Conf/Semnr/Wkshp	71	GEN/SELF
ANTHONY,KATHRYN	TAMPA, FL	Conf/Semnr/Wkshp	90	GEN/SELF
ANTHONY,KATHRYN	TAMPA, FL	Conf/Semnr/Wkshp	510	GEN/SELF
APRIL JORDON	NASHVILLE, TN	CONFERENCE/ WORKSHOP	775	GEN/SELF
AQUADRO,MARY ANN	OKLAHOMA CITY, OK	Conf/Semnr/Wkshp	77	GEN/SELF
AQUADRO,MARY ANN	OKLAHOMA CITY, OK	Conf/Semnr/Wkshp	337	GEN/SELF
AQUADRO,MARY ANN	OKLAHOMA CITY, OK	Conf/Semnr/Wkshp	370	GEN/SELF
AQUADRO,MARY ANN	OKLAHOMA CITY, OK	Conf/Semnr/Wkshp	464	GEN/SELF
ARNAU,RANDOLPH	NEW YORK,NY	Conf/Semnr/Wkshp	250	GEN/SELF
ARNAU,RANDOLPH	NEW YORK,NY	Conf/Semnr/Wkshp	500	GEN/SELF
ARRAZATTEE,CHRISTY	SAVANNAH, GA	Business Meeting	31	GEN/SELF
ARRAZATTEE,CHRISTY	NEWBERN, AL	Business Meeting	51	GEN/SELF
ARRAZATTEE,CHRISTY	NEW ORLEANS, LA	Business Meeting	76	GEN/SELF
ARRAZATTEE,CHRISTY	SAVANNAH, GA	Business Meeting	221	GEN/SELF
ARRAZATTEE,CHRISTY	NEWBERN, AL	Business Meeting	374	GEN/SELF
ARRAZATTEE,CHRISTY	SAVANNAH, GA	Business Meeting	499	GEN/SELF
ARRAZATTEE,CHRISTY	SAVANNAH, GA	Business Meeting	612	GEN/SELF
ARRINGTON,JOAN MICHELLE	CHARLOTTE, NC	Conf/Semnr/Wkshp	102	GEN/SELF

**OUT-OF-STATE TRAVEL
FISCAL YEAR 2017**

University of Southern Mississippi (268-00)

Name of Agency

Note: All expenditures recorded on this form must be totaled and said total must agree with the out-of-state travel amount indicated for FY 2015 on Form Mbr-1, line 1.A.2.b.

Employee's Name	Destination	Purpose	Travel Cost	Funding Source
ARRINGTON,JOAN MICHELLE	CHARLOTTE, NC	Conf/Semnr/Wkshp	127	GEN/SELF
ARRINGTON,JOAN MICHELLE	PTE/ DESTIN, FL	Conf/Semnr/Wkshp	300	GEN/SELF
ARRINGTON,JOAN MICHELLE	CHARLOTTE, NC	Conf/Semnr/Wkshp	665	GEN/SELF
ARRINGTON,JOAN MICHELLE	CHARLOTTE, NC	Conf/Semnr/Wkshp	676	GEN/SELF
ARTHUR ROWELL	ORLANDO, FL	CONFERENCE/ WORKSHOP	1,395	GEN/SELF
ARTHUR ROWELL	NEW YORK, NY	CONFERENCE/ WORKSHOP	2,474	GEN/SELF
ASHLEY MACK	DEBATE TOURNAMENT	RENTAL CAR / U-SAVE	200	GEN/SELF
ASHLEY MACK, KEVIN BRYANT	SHREVEPORT, LA	RENTAL CAR / U-SAVE	300	GEN/SELF
ATKINS-SAYRE,WENDY	DALLAS,SHINER, TX	Research and Teaching	16	GEN/SELF
ATKINS-SAYRE,WENDY	TAMPA, FL	Business Meeting	32	GEN/SELF
ATKINS-SAYRE,WENDY	FREDERICKSBURG, VA	Conf/Semnr/Wkshp	40	GEN/SELF
ATKINS-SAYRE,WENDY	CHICAGO, IL	Conf/Semnr/Wkshp	62	GEN/SELF
ATKINS-SAYRE,WENDY	TUSCALOOSA, AL	Research and Teaching	82	GEN/SELF
ATKINS-SAYRE,WENDY	CHICAGO, IL	Conf/Semnr/Wkshp	150	GEN/SELF
ATKINS-SAYRE,WENDY	CHICAGO, IL	Conf/Semnr/Wkshp	189	GEN/SELF
ATKINS-SAYRE,WENDY	TUSCALOOSA, AL	Research and Teaching	205	GEN/SELF
ATKINS-SAYRE,WENDY	CHARLOTTE, NC	Research and Teaching	206	GEN/SELF
ATKINS-SAYRE,WENDY	TAMPA, FL	Conf/Semnr/Wkshp	283	GEN/SELF
ATKINS-SAYRE,WENDY	CHICAGO, IL	Conf/Semnr/Wkshp	399	GEN/SELF
ATKINS-SAYRE,WENDY	TAMPA, FL	Conf/Semnr/Wkshp	485	GEN/SELF
ATKINS-SAYRE,WENDY	DALLAS,SHINER, TX	Research and Teaching	732	GEN/SELF
ATKINS-SAYRE,WENDY	DALLAS,SHINER, TX	Research and Teaching	760	GEN/SELF
ATKINS-SAYRE,WENDY	FREDERICKSBURG, VA	Conf/Semnr/Wkshp	1,136	GEN/SELF
ATKINS-SAYRE,WENDY	PTE/ FREDERICKSBURG, VA	Conf/Semnr/Wkshp	1,406	GEN/SELF
AUSTIN PEAY STATE UNIVERSITY	TENNESSEE	Performance	3,800	GEN/SELF
AZADBAKHT,ELENA	MOBILE, AL	Conf/Semnr/Wkshp	17	GEN/SELF
AZADBAKHT,ELENA	AUSTIN, TX	Conf/Semnr/Wkshp	34	GEN/SELF
AZADBAKHT,ELENA	MOBILE, AL	Conf/Semnr/Wkshp	109	GEN/SELF
AZADBAKHT,ELENA	AUSTIN, TX	Conf/Semnr/Wkshp	155	GEN/SELF

**OUT-OF-STATE TRAVEL
FISCAL YEAR 2017**

University of Southern Mississippi (268-00)

Name of Agency

Note: All expenditures recorded on this form must be totaled and said total must agree with the out-of-state travel amount indicated for FY 2015 on Form Mbr-1, line 1.A.2.b.

Employee's Name	Destination	Purpose	Travel Cost	Funding Source
AZADBAKHT,ELENA	AUSTIN, TX	Conf/Semnr/Wkshp	250	GEN/SELF
AZADBAKHT,ELENA	MOBILE, AL	Conf/Semnr/Wkshp	250	GEN/SELF
AZADBAKHT,ELENA	AUSTIN, TX	Conf/Semnr/Wkshp	452	GEN/SELF
AZADBAKHT,ELENA	MOBILE, AL	Conf/Semnr/Wkshp	544	GEN/SELF
BAILEY,SKYE	WASHINGTON, DC	Conf/Semnr/Wkshp	30	GEN/SELF
BAILEY,SKYE	WASHINGTON, DC	Conf/Semnr/Wkshp	125	GEN/SELF
BAILEY,SKYE	PTE/ WASHINGTON, DC	Conf/Semnr/Wkshp	503	GEN/SELF
BAILEY,SKYE	WASHINGTON, DC	Conf/Semnr/Wkshp	1,246	GEN/SELF
BALL,ANGELA SUE	ALBANY, NY	Research and Teaching	125	GEN/SELF
BALL,ANGELA SUE	ALBANY, NY	Research and Teaching	432	GEN/SELF
BALL,ANGELA SUE	ALBANY, NY	Conf/Semnr/Wkshp	522	GEN/SELF
BANDANA KAR	GC CAMPUS	VAN RENTAL - ENTERPRISE	106	GEN/SELF
BANY MAHAMMED,NOOH ADEL MAHMOUD	COCOA BEACH, FL	Conf/Semnr/Wkshp	120	GEN/SELF
BANY MAHAMMED,NOOH ADEL MAHMOUD	COCOA BEACH, FL	Conf/Semnr/Wkshp	154	GEN/SELF
BANY MAHAMMED,NOOH ADEL MAHMOUD	COCOA BEACH, FL	Conf/Semnr/Wkshp	326	GEN/SELF
BARBARA MADISON	NEW ORLEANS, LA	CONFERENCE/ WORKSHOP	450	GEN/SELF
BARBARA MADISON	ATLANTA, GA	CONFERENCE/ WORKSHOP	844	GEN/SELF
BARKER,GINA	NEW ORLEANS, LA	Recruitment	89	GEN/SELF
BARKER,GINA	NEW ORLEANS, LA	Recruitment	89	GEN/SELF
BARNHILL, TRACY	CHICAGO, IL	CONFERENCE/WORKSHOP	232	GEN/SELF
BARNHILL,TRACY	CHICAGO, IL	Conf/Semnr/Wkshp	71	GEN/SELF
BARNHILL,TRACY	CHICAGO, IL	Conf/Semnr/Wkshp	443	GEN/SELF
BARNHILL,TRACY	CHICAGO, IL	Conf/Semnr/Wkshp	743	GEN/SELF
BARNHILL,TRACY	CHICAGO, IL	CONFERENCE/ WORKSHOP	5,000	GEN/SELF
BASS, LINDA	NASHVILLE, TN	CONFERENCE/ WORKSHOP	350	GEN/SELF
BASS,LINDA N	NASHVILLE, TN	Conf/Semnr/Wkshp	6	GEN/SELF
BASS,LINDA N	NASHVILLE, TN	Conf/Semnr/Wkshp	98	GEN/SELF
BATES,KAYLA E	ORLANDO, FL	Conf/Semnr/Wkshp	200	GEN/SELF
BATTAGLIA,ALLISON	ORLANDO, FL	Conf/Semnr/Wkshp	200	GEN/SELF
Baxley, Jessica	Baltimore, MD	Conference	400	GEN/SELF
BAXTER,KRISTIE	NEW ORLEANS, LA	CONFERENCE/ WORKSHOP	449	GEN/SELF

**OUT-OF-STATE TRAVEL
FISCAL YEAR 2017**

University of Southern Mississippi (268-00)

Name of Agency

Note: All expenditures recorded on this form must be totaled and said total must agree with the out-of-state travel amount indicated for FY 2015 on Form Mbr-1, line 1.A.2.b.

Employee's Name	Destination	Purpose	Travel Cost	Funding Source
BAXTER,KRISTIE	NEW ORLEANS, LA	Conf/Semnr/Wkshp	543	GEN/SELF
BEARD, MARY	NEW ORLEANS, LA	CONFERENCE/ WORKSHOP	449	GEN/SELF
BEARD,MARY A	NEW ORLEANS, LA	Conf/Semnr/Wkshp	2	GEN/SELF
BEARD,MARY A	NEW ORLEANS, LA	Conf/Semnr/Wkshp	563	GEN/SELF
BECTON, JOHN	PHILADELPHIA, PA	CONFERENCE/ WORKSHOP	350	GEN/SELF
BECTON,JOHN BRET	PHILADELPHIA, PA	Conf/Semnr/Wkshp	50	GEN/SELF
BECTON,JOHN BRET	PHILADELPHIA, PA	Conf/Semnr/Wkshp	76	GEN/SELF
BECTON,JOHN BRET	NEW YORK, NY	Business Meeting	88	GEN/SELF
BECTON,JOHN BRET	SAN ANTONIO, TX	Conf/Semnr/Wkshp	88	GEN/SELF
BECTON,JOHN BRET	SAN ANTONIO, TX	Conf/Semnr/Wkshp	90	GEN/SELF
BECTON,JOHN BRET	NEW YORK, NY	Business Meeting	108	GEN/SELF
BECTON,JOHN BRET	NEW YORK, NY	Business Meeting	301	GEN/SELF
BECTON,JOHN BRET	PHILADELPHIA, PA	Conf/Semnr/Wkshp	374	GEN/SELF
BECTON,JOHN BRET	NEW YORK, NY	Business Meeting	436	GEN/SELF
BECTON,JOHN BRET	SAN ANTONIO, TX	Conf/Semnr/Wkshp	463	GEN/SELF
BECTON,JOHN BRET	SAN ANTONIO, TX	Conf/Semnr/Wkshp	524	GEN/SELF
BECTON,JOHN BRET	PHILADELPHIA, PA	Conf/Semnr/Wkshp	1,090	GEN/SELF
BEKAFIGO,MARJA A	WASHINGTON, DC	Conf/Semnr/Wkshp	600	GEN/SELF
BELLEW,CHRISTINE	NEW ORLEANS, LA	Conf/Semnr/Wkshp	419	GEN/SELF
BELSOM, AMANDA	CHICAGO, IL	CONFERENCE/WORKSHOP	232	GEN/SELF
BELSOM,AMANDA KING	CHICAGO, IL	Conf/Semnr/Wkshp	63	GEN/SELF
BELSOM,AMANDA KING	CHICAGO, IL	Conf/Semnr/Wkshp	975	GEN/SELF
Bennett, Rodney	Paducha, KY	Business Meeting	(4,640)	GEN/SELF
Bennett, Rodney	Dallas, TX	Business Meeting	(4,160)	GEN/SELF
Bennett, Rodney	San Antonio, TX	Business Meeting	(3,600)	GEN/SELF
Bennett, Rodney	Irving, TX	Conference	(2,880)	GEN/SELF
Bennett, Rodney	Athens, GA	Business Meeting	(2,400)	GEN/SELF
Bennett, Rodney	Atlanta, GA	Business Meeting	(2,400)	GEN/SELF
Bennett, Rodney	Natchez, MS	Business Meeting	(1,520)	GEN/SELF
Bennett, Rodney	Fairhope, AL	Business Meeting	(1,440)	GEN/SELF
Bennett, Rodney	New Orleans, LA	Business Meeting	(880)	GEN/SELF

**OUT-OF-STATE TRAVEL
FISCAL YEAR 2017**

University of Southern Mississippi (268-00)

Name of Agency

Note: All expenditures recorded on this form must be totaled and said total must agree with the out-of-state travel amount indicated for FY 2015 on Form Mbr-1, line 1.A.2.b.

Employee's Name	Destination	Purpose	Travel Cost	Funding Source
BENNETT,CHARLES ALDEN III	BIRMINGHAM, AL	Conf/Semnr/Wkshp	12	GEN/SELF
BENNETT,CHARLES ALDEN III	BIRMINGHAM, AL;JACKSON, MS	Business Meeting	175	GEN/SELF
BENNETT,CHARLES ALDEN III	BIRMINGHAM, AL	Conf/Semnr/Wkshp	270	GEN/SELF
BENNETT,CHARLES ALDEN III	ATLANTA, GA	Recruitment	390	GEN/SELF
BENNETT,CHARLES ALDEN III	BIRMINGHAM, AL	Conf/Semnr/Wkshp	473	GEN/SELF
BENNETT,RODNEY D	LAKE BUENA VISTA, FL	Conf/Semnr/Wkshp	36	GEN/SELF
BENNETT,RODNEY D	SAN DIEGO, CA	Business Meeting	51	GEN/SELF
BENNETT,RODNEY D	SAN DIEGO, CA	Business Meeting	61	GEN/SELF
BENNETT,RODNEY D	WASHINGTON, DC	Conf/Semnr/Wkshp	107	GEN/SELF
BENNETT,RODNEY D	BOCA RATON, FL	Business Meeting	137	GEN/SELF
BENNETT,RODNEY D	DALLAS, TX	Conf/Semnr/Wkshp	157	GEN/SELF
BENNETT,RODNEY D	LAKE BUENA VISTA, FL	Conf/Semnr/Wkshp	157	GEN/SELF
BENNETT,RODNEY D	WASHINGTON, DC	Conf/Semnr/Wkshp	159	GEN/SELF
BENNETT,RODNEY D	WASHINGTON, DC	Business Meeting	169	GEN/SELF
BENNETT,RODNEY D	DALLAS, TX	Conf/Semnr/Wkshp	225	GEN/SELF
BENNETT,RODNEY D	WASHINGTON,DC;NEW YORK, NY	Business Meeting	352	GEN/SELF
BENNETT,RODNEY D	PTE/ WASHINGTON, DC	Conf/Semnr/Wkshp	437	GEN/SELF
BENNETT,RODNEY D	WASHINGTON, DC	Conf/Semnr/Wkshp	439	GEN/SELF
BENNETT,RODNEY D	DALLAS, TX	Conf/Semnr/Wkshp	446	GEN/SELF
BENNETT,RODNEY D	LAKE BUENA VISTA, FL	Conf/Semnr/Wkshp	466	GEN/SELF
BENNETT,RODNEY D	WASHINGTON,DC;NEW YORK, NY	Business Meeting	525	GEN/SELF
BENNETT,RODNEY D	BOCA RATON, FL	Business Meeting	539	GEN/SELF
BENNETT,RODNEY D	SAN DIEGO, CA	Business Meeting	550	GEN/SELF
BENNETT,RODNEY D	WASHINGTON, DC	Business Meeting	577	GEN/SELF
BENNETT,RODNEY D	BOCA RATON, FL	Business Meeting	600	GEN/SELF
BENNETT,RODNEY D	PTE/ LAKE BUENA VISTA, FL	Conf/Semnr/Wkshp	636	GEN/SELF
BENNETT,RODNEY D	SAN DIEGO, CA	Business Meeting	647	GEN/SELF
BENNETT,RODNEY D	WASHINGTON, DC	Business Meeting	889	GEN/SELF
BENNETT,RODNEY D	WASHINGTON,DC;NEW YORK, NY	Business Meeting	2,030	GEN/SELF

**OUT-OF-STATE TRAVEL
FISCAL YEAR 2017**

University of Southern Mississippi (268-00)

Name of Agency

Note: All expenditures recorded on this form must be totaled and said total must agree with the out-of-state travel amount indicated for FY 2015 on Form Mbr-1, line 1.A.2.b.

Employee's Name	Destination	Purpose	Travel Cost	Funding Source
Berry, Dana	Orange Bch, AL	Conference	(50)	GEN/SELF
BERRY,DANA	PTE/ MINNEAPOLIS, MN	Conf/Semnr/Wkshp	296	GEN/SELF
BERRY,DANA	AUBURN, AL	Conf/Semnr/Wkshp	330	GEN/SELF
BERRY,DANA	MINNEAPOLIS,MN	CONFERENCE/ WORKSHOP	370	GEN/SELF
BERRY,DANA	AUBURN, AL	Conf/Semnr/Wkshp	543	GEN/SELF
BLACK, CHRISSY	CHICAGO, IL	CONFERENCE/WORKSHOP	232	GEN/SELF
BLACK,CHRISSY	SAN ANTONIO, TX	Recruitment	129	GEN/SELF
BLACK,CHRISSY	SAN ANTONIO, TX	Recruitment	147	GEN/SELF
BLACK,CHRISSY	SAN ANTONIO, TX	Recruitment	194	GEN/SELF
BLACK,CHRISSY	PTE/SAN ANTONIO, TX	Recruitment	297	GEN/SELF
BLACK,CHRISSY	DALLAS, TX	Recruitment	336	GEN/SELF
BLACK,CHRISSY	SAN ANTONIO, TX	Recruitment	869	GEN/SELF
BLACK,CHRISSY	CHICAGO, IL	Conf/Semnr/Wkshp	975	GEN/SELF
BLACKWELL,ANN PARKER	ATLANTA, GA	Conf/Semnr/Wkshp	59	GEN/SELF
BLACKWELL,ANN PARKER	ATLANTA, GA	Conf/Semnr/Wkshp	105	GEN/SELF
BLACKWELL,ANN PARKER	ATLANTA, GA	Conf/Semnr/Wkshp	734	GEN/SELF
BLACKWELL,CINDY S	NASHVILLE, TN	Business Meeting	194	GEN/SELF
BOLTON,JOEL FLETCHER	SAVANNAH, GA	Conf/Semnr/Wkshp	37	GEN/SELF
BOLTON,JOEL FLETCHER	SAVANNAH, GA	Conf/Semnr/Wkshp	176	GEN/SELF
BOLTON,JOEL FLETCHER	SAVANNAH, GA	Conf/Semnr/Wkshp	510	GEN/SELF
BOLTON,JOEL FLETCHER	SAVANNAH, GA	Conf/Semnr/Wkshp	624	GEN/SELF
BOYCE,CARRIE J	CLEVELAND, OH	Conf/Semnr/Wkshp	600	GEN/SELF
BOYD,JOSEPH CHRIS	JACKSONVILLE, FL	Conf/Semnr/Wkshp	500	GEN/SELF
BOYER,LEMUEL	TAMPA, FL	Conf/Semnr/Wkshp	55	GEN/SELF
BOYER,LEMUEL	NASHVILLE, TN	Conf/Semnr/Wkshp	69	GEN/SELF
BOYER,LEMUEL	MOBILE, AL	Conf/Semnr/Wkshp	78	GEN/SELF
BOYER,LEMUEL	KANSAS CITY, MO	Conf/Semnr/Wkshp	80	GEN/SELF
BOYER,LEMUEL	KANSAS CITY, MO	Conf/Semnr/Wkshp	83	GEN/SELF
BOYER,LEMUEL	KANSAS CITY, KS	Conf/Semnr/Wkshp	379	GEN/SELF
BOYER,LEMUEL	TAMPA, FL	Conf/Semnr/Wkshp	479	GEN/SELF
BOYER,LEMUEL	NASHVILLE, TN	Conf/Semnr/Wkshp	488	GEN/SELF

**OUT-OF-STATE TRAVEL
FISCAL YEAR 2017**

University of Southern Mississippi (268-00)

Name of Agency

Note: All expenditures recorded on this form must be totaled and said total must agree with the out-of-state travel amount indicated for FY 2015 on Form Mbr-1, line 1.A.2.b.

Employee's Name	Destination	Purpose	Travel Cost	Funding Source
BOYER,LEMUEL	NASHVILLE, TN	Conf/Semnr/Wkshp	743	GEN/SELF
BOYER,LEMUEL	KANSAS CITY, MO	Conf/Semnr/Wkshp	768	GEN/SELF
BOYER,LEMUEL	PTE/ NASHVILLE, TN	Conf/Semnr/Wkshp	775	GEN/SELF
BOYER,LEMUEL	TAMPA, FL	Conf/Semnr/Wkshp	776	GEN/SELF
BOYER,LEMUEL	KANSAS CITY KS	CONFERENCE/ WORKSHOP	1,790	GEN/SELF
BOYKINS,ANITA	SAVANNAH, GA	Conf/Semnr/Wkshp	80	GEN/SELF
BOYKINS,ANITA	SAVANNAH, GA	Conf/Semnr/Wkshp	84	GEN/SELF
BOYKINS,ANITA	SAVANNAH, GA	Conf/Semnr/Wkshp	330	GEN/SELF
BOYKINS,ANITA	SAVANNAH, GA	Conf/Semnr/Wkshp	513	GEN/SELF
BOYKINS,ANITA	SAVANNAH, GA	Conf/Semnr/Wkshp	966	GEN/SELF
BRAD WARD	DALLAS,TX	CONFERENCE/ WORKSHOP	2,995	GEN/SELF
BRANNOCK,JENNIFER	NEW ORLEANS, LA	Conf/Semnr/Wkshp	52	GEN/SELF
BRANNOCK,JENNIFER	NEW ORLEANS, LA	Conf/Semnr/Wkshp	150	GEN/SELF
BRANNOCK,JENNIFER	NEW ORLEANS, LA	Conf/Semnr/Wkshp	165	GEN/SELF
BRANNOCK,JENNIFER	NEW ORLEANS, LA	Conf/Semnr/Wkshp	189	GEN/SELF
BRANNOCK,JENNIFER	OAKLAND, CA	Conf/Semnr/Wkshp	290	GEN/SELF
BRANNOCK,JENNIFER	PTE/ WASHINGTON, DC	Conf/Semnr/Wkshp	386	GEN/SELF
BRANNOCK,JENNIFER	NEW ORLEANS, LA	Conf/Semnr/Wkshp	678	GEN/SELF
BRANNOCK,JENNIFER	OAKLAND, CA	Conf/Semnr/Wkshp	679	GEN/SELF
BRANNOCK,JENNIFER	OAKLAND, CA	Conf/Semnr/Wkshp	696	GEN/SELF
BRANNOCK,JENNIFER	WASHINGTON,DC	Conf/Semnr/Wkshp	957	GEN/SELF
BREAZEALE,STACY E	PTE/ORLANDO, FL	Business Meeting	250	GEN/SELF
BREAZEALE,STACY E	ORLANDO, FL	Conf/Semnr/Wkshp	381	GEN/SELF
BREAZEALE,STACY E	PTE/ORLANDO, FL	Business Meeting	389	GEN/SELF
BREAZEALE,STACY E	PTE/ORLANDO, FL	Business Meeting	640	GEN/SELF
BRELAND,JACOB W	MOBILE ,AL	Business Meeting	85	GEN/SELF
BRET BECTON	SAN ANTONIO, TX	CONFERENCE/ WORKSHOP	895	GEN/SELF
BRUTON, ALLISON	CHICAGO, IL	CONFERENCE/WORKSHOP	232	GEN/SELF
BRUTON,ALLISON LAIT H	BIRMINGHAM, AL	Conf/Semnr/Wkshp	18	GEN/SELF
BRUTON,ALLISON LAIT H	CHICAGO, IL	Conf/Semnr/Wkshp	50	GEN/SELF
BRUTON,ALLISON LAIT H	BIRMINGHAM, AL	Conf/Semnr/Wkshp	270	GEN/SELF
BRUTON,ALLISON LAIT H	BIRMINGHAM, AL	Conf/Semnr/Wkshp	473	GEN/SELF

**OUT-OF-STATE TRAVEL
FISCAL YEAR 2017**

University of Southern Mississippi (268-00)

Name of Agency

Note: All expenditures recorded on this form must be totaled and said total must agree with the out-of-state travel amount indicated for FY 2015 on Form Mbr-1, line 1.A.2.b.

Employee's Name	Destination	Purpose	Travel Cost	Funding Source
BRUTON,ALLISON LAIT H	CHICAGO, IL	Conf/Semnr/Wkshp	975	GEN/SELF
BRUTON,SAMUEL	COSTA MESA, CA	Conf/Semnr/Wkshp	60	GEN/SELF
BRUTON,SAMUEL	COSTA MESA, CA	Conf/Semnr/Wkshp	78	GEN/SELF
BRUTON,SAMUEL	COSTA MESA, CA	Conf/Semnr/Wkshp	220	GEN/SELF
BRUTON,SAMUEL	COSTA MESA, CA	Conf/Semnr/Wkshp	486	GEN/SELF
BRUTON,SAMUEL	COSTA MESA, CA	Conf/Semnr/Wkshp	886	GEN/SELF
BRYANT,SABRINA	SHREVEPORT, LA	Conf/Semnr/Wkshp	119	GEN/SELF
BRYANT,SABRINA	SHREVEPORT, LA	Conf/Semnr/Wkshp	183	GEN/SELF
BRYANT,SABRINA	SHREVEPORT, LA	Conf/Semnr/Wkshp	349	GEN/SELF
BURCHAM, TARA	NEW ORLEANS, LA	CONFERENCE/ WORKSHOP	75	GEN/SELF
BURCHAM, TARA	NEW ORLEANS, LA	CONFERENCE/ WORKSHOP	350	GEN/SELF
BURKE,THOMAS	NEW ORLEANS, LA	Conf/Semnr/Wkshp	45	GEN/SELF
BURKE,THOMAS	NEW ORLEANS, LA	Conf/Semnr/Wkshp	70	GEN/SELF
BURKE,THOMAS	NEW ORLEANS, LA	Conf/Semnr/Wkshp	125	GEN/SELF
BURKE,THOMAS	NEW ORLEANS, LA	Conf/Semnr/Wkshp	125	GEN/SELF
BURKE,THOMAS	NEW ORLEANS, LA	Conf/Semnr/Wkshp	230	GEN/SELF
BURKE,THOMAS	NEW ORLEANS, LA	Conf/Semnr/Wkshp	430	GEN/SELF
BURKE,THOMAS	NEW ORLEANS, LA	Conf/Semnr/Wkshp	1,307	GEN/SELF
BURNETT,JOANNE E	SAN ANTONIO, TX	Conf/Semnr/Wkshp	39	GEN/SELF
BURNETT,JOANNE E	SAN ANTONIO, TX	Conf/Semnr/Wkshp	78	GEN/SELF
BURNETT,JOANNE E	SAN ANTONIO, TX	Conf/Semnr/Wkshp	111	GEN/SELF
BURNETT,JOANNE E	SAN ANTONIO, TX	Conf/Semnr/Wkshp	224	GEN/SELF
BURTON, MATTHEW	NASHVILLE, TN	CONFERENCE/ WORKSHOP	299	GEN/SELF
BURTON,MATT	LAS VEGAS, NV	Conf/Semnr/Wkshp	107	GEN/SELF
BURTON,MATT	LAS VEGAS, NV	Conf/Semnr/Wkshp	150	GEN/SELF
BURTON,MATT	LAS VEGAS, NV	Conf/Semnr/Wkshp	1,139	GEN/SELF
BUTTS,MARY JANE	BALTIMORE, MD	Conf/Semnr/Wkshp	80	GEN/SELF
BUTTS,MARY JANE	BALTIMORE, MD	Conf/Semnr/Wkshp	122	GEN/SELF
BUTTS,MARY JANE	PTE/BALTIMORE, MD	Conf/Semnr/Wkshp	368	GEN/SELF
BUTTS,MARY JANE	PTE/BALTIMORE, MD	Conf/Semnr/Wkshp	450	GEN/SELF
BUTTS,MARY JANE	BALTIMORE, MD	Conf/Semnr/Wkshp	879	GEN/SELF
BYRD,ROBERT	KNOXVILLE, TN	Conf/Semnr/Wkshp	30	GEN/SELF

**OUT-OF-STATE TRAVEL
FISCAL YEAR 2017**

University of Southern Mississippi (268-00)

Name of Agency

Note: All expenditures recorded on this form must be totaled and said total must agree with the out-of-state travel amount indicated for FY 2015 on Form Mbr-1, line 1.A.2.b.

Employee's Name	Destination	Purpose	Travel Cost	Funding Source
BYRD,ROBERT	KNOXVILLE, TN	Conf/Semnr/Wkshp	101	GEN/SELF
BYRD,ROBERT	KNOXVILLE, TN	Conf/Semnr/Wkshp	103	GEN/SELF
BYRD,ROBERT	KNOXVILLE, TN	Conf/Semnr/Wkshp	456	GEN/SELF
CAMPBELL,RICHARD CORY	CHICAGO, IL	Other	80	GEN/SELF
CAMPBELL,RICHARD CORY	CHICAGO, IL	Other	117	GEN/SELF
CAMPBELL,RICHARD CORY	CHICAGO, IL	Other	168	GEN/SELF
CAMPBELL,SHANNON	DALLAS, TX	Other	175	GEN/SELF
CAMPBELL,SHANNON	SAN DIEGO, CA	CONFERENCE/ WORKSHOP	250	GEN/SELF
CAMPBELL,SHANNON	FT. WORTH, TX	CONFERENCE/ WORKSHOP	795	GEN/SELF
CAMPBELL,SHANNON	DALLAS, TX	Other	1,026	GEN/SELF
Cannon, Gordon	Greenwood, MS	Business Meeting	(1,120)	GEN/SELF
CARL REESE	ATHENS, GA	CONFERENCE/ WORKSHOP	135	GEN/SELF
CARMEAN,LANDON	BIRMINGHAM, AL	Conf/Semnr/Wkshp	12	GEN/SELF
CARMEAN,LANDON	NEW ORLEANS, LA	Recruitment	12	GEN/SELF
CARMEAN,LANDON	DALLAS, TX	Recruitment	21	GEN/SELF
CARMEAN,LANDON	PENSACOLA, TALLAHASSEE, FL	Recruitment	22	GEN/SELF
CARMEAN,LANDON	DALLAS, TX	Recruitment	49	GEN/SELF
CARMEAN,LANDON	DALLAS, TX	Recruitment	50	GEN/SELF
CARMEAN,LANDON	NEW ORLEANS, LA	Recruitment	51	GEN/SELF
CARMEAN,LANDON	DALLAS, TX	Recruitment	111	GEN/SELF
CARMEAN,LANDON	NEW ORLEANS, LA	Recruitment	132	GEN/SELF
CARMEAN,LANDON	DALLAS, TX	Recruitment	142	GEN/SELF
CARMEAN,LANDON	ALEXANDRIA, LA	Recruitment	200	GEN/SELF
CARMEAN,LANDON	DALLAS, TX	Recruitment	269	GEN/SELF
CARMEAN,LANDON	BIRMINGHAM, AL	Conf/Semnr/Wkshp	270	GEN/SELF
CARMEAN,LANDON	PTE/DALLAS, TX	Recruitment	270	GEN/SELF
CARMEAN,LANDON	DALLAS, TX	Recruitment	315	GEN/SELF
CARMEAN,LANDON	PTE/DALLAS, TX	Recruitment	333	GEN/SELF
CARMEAN,LANDON	BIRMINGHAM, AL	Conf/Semnr/Wkshp	473	GEN/SELF
CARMEAN,LANDON	DALLAS, TX	Recruitment	856	GEN/SELF

**OUT-OF-STATE TRAVEL
FISCAL YEAR 2017**

University of Southern Mississippi (268-00)

Name of Agency

Note: All expenditures recorded on this form must be totaled and said total must agree with the out-of-state travel amount indicated for FY 2015 on Form Mbr-1, line 1.A.2.b.

Employee's Name	Destination	Purpose	Travel Cost	Funding Source
CARMEAN,LANDON	DALLAS, TX	Recruitment	980	GEN/SELF
CARMEAN,LANDON	PENSACOLA, TALLAHASSEE, FL	Recruitment	2,012	GEN/SELF
CARPENTER,LISA WILKS	DENVER, CO	Conf/Semnr/Wkshp	81	GEN/SELF
CARPENTER,LISA WILKS	DENVER, CO	Conf/Semnr/Wkshp	96	GEN/SELF
CARPENTER,LISA WILKS	DENVER, CO	Conf/Semnr/Wkshp	1,083	GEN/SELF
CARTER,JHALISA	BALTIMORE, MD	Conf/Semnr/Wkshp	25	GEN/SELF
CARTER,JHALISA	BALTIMORE, MD	Conf/Semnr/Wkshp	729	GEN/SELF
CASCIO,AMANDA	DALLAS, TX	Conf/Semnr/Wkshp	75	GEN/SELF
CASCIO,AMANDA	NASHVILLE, TN	Conf/Semnr/Wkshp	92	GEN/SELF
CASCIO,AMANDA	DALLAS, TX	Conf/Semnr/Wkshp	102	GEN/SELF
CASCIO,AMANDA	DALLAS, TX	Conf/Semnr/Wkshp	103	GEN/SELF
CASCIO,AMANDA	PTE/DALLAS, TX	Recruitment	347	GEN/SELF
CASCIO,AMANDA	DALLAS, TX	Conf/Semnr/Wkshp	738	GEN/SELF
CASCIO,AMANDA	NASHVILLE, TN	Conf/Semnr/Wkshp	1,062	GEN/SELF
CASEY ODOM	JACKSONVILLE, AL	SEMINAR	475	GEN/SELF
CASEY WILLIAMS	HATTIESBURG, MS	TRAINING	4,939	GEN/SELF
CASEY,MATTHEW R	CHARLOTTE, NC	Conf/Semnr/Wkshp	50	GEN/SELF
CASEY,MATTHEW R	PTE/ CHARLOTTE, NC	Conf/Semnr/Wkshp	333	GEN/SELF
CASEY,MATTHEW R	CHARLOTTE, NC	Conf/Semnr/Wkshp	734	GEN/SELF
CATHARINE BOMHOLD	CHICAGO, IL	CONFERENCE/ WORKSHOP	210	GEN/SELF
CATHARINE BOMHOLD	CHICAGO, IL	CONFERENCE/ WORKSHOP	550	GEN/SELF
CAVELL,HANNAH	ORLANDO, FL	Conf/Semnr/Wkshp	200	GEN/SELF
CELSO LIMA	SALT LAKE CITY, UT	REFUND FOR WAITLIST TRAINING SESSION	(700)	GEN/SELF
CELSO LIMA	SALT LAKE CITY, UT	TRAINING	2,000	GEN/SELF
CHADRICK SEALS	WASHINGTON, DC	CONFERENCE/ WORKSHOP	1,150	GEN/SELF
CHANDLER,CHARLES	PTE/RENO, NV	Conf/Semnr/Wkshp	107	GEN/SELF
CHANDLER,CHARLES	RENO, NV	Conf/Semnr/Wkshp	129	GEN/SELF
CHANDLER,CHARLES	RENO, NV	Conf/Semnr/Wkshp	150	GEN/SELF
CHANDLER,CHARLES	RENO, NV	Conf/Semnr/Wkshp	286	GEN/SELF
CHANDLER,CHARLES	PTE/RENO, NV	Conf/Semnr/Wkshp	622	GEN/SELF
CHANDLER,CHARLES	PTE/RENO, NV	Conf/Semnr/Wkshp	670	GEN/SELF

**OUT-OF-STATE TRAVEL
FISCAL YEAR 2017**

University of Southern Mississippi (268-00)

Name of Agency

Note: All expenditures recorded on this form must be totaled and said total must agree with the out-of-state travel amount indicated for FY 2015 on Form Mbr-1, line 1.A.2.b.

Employee's Name	Destination	Purpose	Travel Cost	Funding Source
CHANDLER,CHARLES	RENO, NV	Conf/Semnr/Wkshp	675	GEN/SELF
CHARLES CHANDLER	NCS4MSUM- ATTMARATHON SUMMIT	PARTIAL REFUND	(25)	GEN/SELF
CHARLES COOK	ATLANTA, GA	CONFERENCE/ WORKSHOP	595	GEN/SELF
CHARLES WRIGHT	HATTIESBURG, MS	TRAINING	2,465	GEN/SELF
CHILCUTT,ANN MARIE	BIRMINGHAM, AL	Recruitment	15	GEN/SELF
CHILCUTT,ANN MARIE	HUNTSVILLE, AL	Recruitment	20	GEN/SELF
CHILCUTT,ANN MARIE	BIRMINGHAM, AL	Recruitment	24	GEN/SELF
CHILCUTT,ANN MARIE	DALLAS, TX	Recruitment	36	GEN/SELF
CHILCUTT,ANN MARIE	DALLAS, TX	Recruitment	50	GEN/SELF
CHILCUTT,ANN MARIE	BIRMINGHAM, AL	Recruitment	70	GEN/SELF
CHILCUTT,ANN MARIE	HUNTSVILLE, AL	Recruitment	82	GEN/SELF
CHILCUTT,ANN MARIE	BIRMINGHAM ,AL	Recruitment	85	GEN/SELF
CHILCUTT,ANN MARIE	MOBILE, AL	Recruitment	87	GEN/SELF
CHILCUTT,ANN MARIE	BIRMINGHAM, AL	Recruitment	91	GEN/SELF
CHILCUTT,ANN MARIE	ATLANTA, GA	Recruitment	112	GEN/SELF
CHILCUTT,ANN MARIE	BIRMINGHAM, AL	Recruitment	115	GEN/SELF
CHILCUTT,ANN MARIE	ATHENS, AL	Recruitment	123	GEN/SELF
CHILCUTT,ANN MARIE	HUNTSVILLE, AL	Recruitment	130	GEN/SELF
CHILCUTT,ANN MARIE	JACKSONVILLE, AL	Recruitment	172	GEN/SELF
CHILCUTT,ANN MARIE	TANNER,FLORENCE, AL	Recruitment	176	GEN/SELF
CHILCUTT,ANN MARIE	BIRMINGHAM, AL	Recruitment	179	GEN/SELF
CHILCUTT,ANN MARIE	PTE/DALLAS, TX	Recruitment	181	GEN/SELF
CHILCUTT,ANN MARIE	DALLAS, TX	Recruitment	183	GEN/SELF
CHILCUTT,ANN MARIE	ATLANTA, GA	Recruitment	198	GEN/SELF
CHILCUTT,ANN MARIE	BIRMINGHAM,FAYETTE,T USCALOOSA, AL	Recruitment	218	GEN/SELF
CHILCUTT,ANN MARIE	ATHENS, AL	Recruitment	230	GEN/SELF
CHILCUTT,ANN MARIE	MEMPHIS, TN	Recruitment	232	GEN/SELF
CHILCUTT,ANN MARIE	MEMPHIS, TN	Recruitment	271	GEN/SELF
CHILCUTT,ANN MARIE	OPELIKA, HUNSTVILLE, AL	Recruitment	308	GEN/SELF
CHILCUTT,ANN MARIE	OPELIKA, HUNSTVILLE, AL	Recruitment	322	GEN/SELF

**OUT-OF-STATE TRAVEL
FISCAL YEAR 2017**

University of Southern Mississippi (268-00)

Name of Agency

Note: All expenditures recorded on this form must be totaled and said total must agree with the out-of-state travel amount indicated for FY 2015 on Form Mbr-1, line 1.A.2.b.

Employee's Name	Destination	Purpose	Travel Cost	Funding Source
CHILCUTT,ANN MARIE	BIRMINGHAM, AL	Recruitment	347	GEN/SELF
CHILCUTT,ANN MARIE	HUNTSVILLE, AL	Recruitment	349	GEN/SELF
CHILCUTT,ANN MARIE	MOBILE, AL	Recruitment	352	GEN/SELF
CHILCUTT,ANN MARIE	BIRMINGHAM,FAYETTE,T USCALOOSA, AL	Recruitment	354	GEN/SELF
CHILCUTT,ANN MARIE	DALLAS, TX	Recruitment	362	GEN/SELF
CHILCUTT,ANN MARIE	MADISON, AL	Recruitment	369	GEN/SELF
CHILCUTT,ANN MARIE	HUNTSVILLE, AL	Recruitment	388	GEN/SELF
CHILCUTT,ANN MARIE	TANNER,FLORENCE, AL	Recruitment	501	GEN/SELF
CHILCUTT,ANN MARIE	MADISON, AL	Recruitment	534	GEN/SELF
CHILCUTT,ANN MARIE	DALLAS, TX	Recruitment	901	GEN/SELF
CHRIS CRENSHAW	MOBILE, AL	CONFERENCE/ WORKSHOP	110	GEN/SELF
CHRISTOPHER GRAVES, DONALD PARHM	NEW ORLEANS, LA	CONFERENCE/ WORKSHOP	200	GEN/SELF
CHRISTOPHER HOPKINS	LINTHICUM, MD	CONFERENCE/ WORKSHOP	425	GEN/SELF
CHRISTY HARVEY, DAVID WALKER	NEW ORLEANS, LA	CONFERENCE/ WORKSHOP	1,520	GEN/SELF
CHUCK KNIGHT	NASHVILLE, TN	CONFERENCE/ WORKSHOP	775	GEN/SELF
CINDY SHEFFIELD	MINNEAPOLIS,MN	BUSINESS MEETING	370	GEN/SELF
CLARK,ANNA	SAN ANTONIO, TX	Conf/Semnr/Wkshp	20	GEN/SELF
CLARK,ANNA	SAN ANTONIO, TX	Conf/Semnr/Wkshp	534	GEN/SELF
COATS,KAREN ST CYR	NAPLES, FL	Conf/Semnr/Wkshp	78	GEN/SELF
COATS,KAREN ST CYR	NAPLES, FL	Conf/Semnr/Wkshp	190	GEN/SELF
COATS,KAREN ST CYR	PTE/ FORT MYERS, FL	Conf/Semnr/Wkshp	475	GEN/SELF
COATS,KAREN ST CYR	NAPLES, FL	Conf/Semnr/Wkshp	1,033	GEN/SELF
COBB,MICHAEL	DALLAS, TX	Recruitment	72	GEN/SELF
COBB,MICHAEL	DALLAS, TX	Recruitment	142	GEN/SELF
COBB,MICHAEL	PTE/DALLAS, TX	Recruitment	270	GEN/SELF
COBB,MICHAEL	DALLAS, TX	Recruitment	324	GEN/SELF
COBB,MICHAEL	DALLAS, TX	Recruitment	980	GEN/SELF
COCHRAN,DAVID M	ATHENS, GA	Conf/Semnr/Wkshp	115	GEN/SELF
COCHRAN,DAVID M	ATHENS, GA	Conf/Semnr/Wkshp	121	GEN/SELF
COCHRAN,DAVID M	ATHENS, GA	Conf/Semnr/Wkshp	460	GEN/SELF
COLEMAN,MARCUS J	CHICAGO, IL	Conf/Semnr/Wkshp	55	GEN/SELF

**OUT-OF-STATE TRAVEL
FISCAL YEAR 2017**

University of Southern Mississippi (268-00)

Name of Agency

Note: All expenditures recorded on this form must be totaled and said total must agree with the out-of-state travel amount indicated for FY 2015 on Form Mbr-1, line 1.A.2.b.

Employee's Name	Destination	Purpose	Travel Cost	Funding Source
COLEMAN,MARCUS J	CHICAGO, IL	Conf/Semnr/Wkshp	174	GEN/SELF
COLEMAN,MARCUS J	CHICAGO, IL	Conf/Semnr/Wkshp	224	GEN/SELF
COLEMAN,MARCUS J	CHICAGO, IL	Conf/Semnr/Wkshp	347	GEN/SELF
COLLINS,BRIAN J	SAVANNAH, GA	Conf/Semnr/Wkshp	20	GEN/SELF
COLLINS,BRIAN J	PHILADELPHIA, PA	Conf/Semnr/Wkshp	137	GEN/SELF
COLLINS,BRIAN J	PHILADELPHIA, PA	Conf/Semnr/Wkshp	141	GEN/SELF
COLLINS,BRIAN J	SAVANNAH, GA	Conf/Semnr/Wkshp	226	GEN/SELF
COLLINS,BRIAN J	PHILADELPHIA, PA	Conf/Semnr/Wkshp	250	GEN/SELF
COLLINS,BRIAN J	PHILADELPHIA, PA	Conf/Semnr/Wkshp	330	GEN/SELF
COLLINS,BRIAN J	SAVANNAH, GA	Conf/Semnr/Wkshp	470	GEN/SELF
COLLINS,BRIAN J	SAVANNAH, GA	Conf/Semnr/Wkshp	700	GEN/SELF
COLLINS,BRIAN J	PHILADELPHIA, PA	Conf/Semnr/Wkshp	1,871	GEN/SELF
COLLINS,SONDRA	PTE/ BOSTON, MA	Conf/Semnr/Wkshp	55	GEN/SELF
COLLINS,SONDRA	BOSTON, MA	Conf/Semnr/Wkshp	71	GEN/SELF
COLLINS,SONDRA	PTE/ BOSTON, MA	Conf/Semnr/Wkshp	424	GEN/SELF
COLLINS,SONDRA	BOSTON, MA	Conf/Semnr/Wkshp	529	GEN/SELF
CONLEY,KEITH	FL LAUDERDALE, FL	Conf/Semnr/Wkshp	380	GEN/SELF
CONLEY,KEITH	FL LAUDERDALE, FL	Conf/Semnr/Wkshp	500	GEN/SELF
CONNER, SYD	WASHINGTON, DC	CONFERENCE/ WORKSHOP	700	GEN/SELF
CONNER,J SYD	WASHINGTON, DC	Conf/Semnr/Wkshp	101	GEN/SELF
CONNER,J SYD	WASHINGTON, DC	Conf/Semnr/Wkshp	104	GEN/SELF
CONNER,J SYD	WASHINGTON, DC	Conf/Semnr/Wkshp	131	GEN/SELF
CONNER,J SYD	WASHINGTON, DC	Conf/Semnr/Wkshp	178	GEN/SELF
CONNER,J SYD	WASHINGTON, DC	Conf/Semnr/Wkshp	263	GEN/SELF
CONNER,J SYD	PTE/ WASHINGTON, DC	Conf/Semnr/Wkshp	504	GEN/SELF
CONNER,J SYD	WASHINGTON, DC	Conf/Semnr/Wkshp	1,070	GEN/SELF
CONNER,J SYD	WASHINGTON, DC	Conf/Semnr/Wkshp	1,532	GEN/SELF
CONVILLE,RICHARD L	NEWBERN, AL	Business Meeting	23	GEN/SELF
COOK,CHARLES	ATLANTA, GA	Conf/Semnr/Wkshp	978	GEN/SELF
Cooper, Subrina	Wash, DC	Conference	78	GEN/SELF
Cooper, Subrina	Wash, DC	Conference	150	GEN/SELF
Cooper, Subrina	Wash, DC	Conference	536	GEN/SELF

**OUT-OF-STATE TRAVEL
FISCAL YEAR 2017**

University of Southern Mississippi (268-00)

Name of Agency

Note: All expenditures recorded on this form must be totaled and said total must agree with the out-of-state travel amount indicated for FY 2015 on Form Mbr-1, line 1.A.2.b.

Employee's Name	Destination	Purpose	Travel Cost	Funding Source
Cooper, Subrina	Wash, DC	Conference	1,630	GEN/SELF
COOPER,SUBRINA L	WASHINGTON, DC	Conf/Semnr/Wkshp	81	GEN/SELF
COOPER,SUBRINA L	WASHINGTON, DC	Conf/Semnr/Wkshp	97	GEN/SELF
COOPER,SUBRINA L	WASHINGTON, DC	Conf/Semnr/Wkshp	523	GEN/SELF
COOPER,SUBRINA L	WASHINGTON, DC	Conf/Semnr/Wkshp	1,620	GEN/SELF
CORRIE THOMPSON	NASHVILLE, TN	CONFERENCE/ WORKSHOP	775	GEN/SELF
COURTS,JENNIFER	SARASOTA, FL	Conf/Semnr/Wkshp	20	GEN/SELF
COURTS,JENNIFER	SARASOTA, FL	Conf/Semnr/Wkshp	93	GEN/SELF
COURTS,JENNIFER	NEW ORLEANS, LA	Conf/Semnr/Wkshp	99	GEN/SELF
COURTS,JENNIFER	NEW ORLEANS, LA	Conf/Semnr/Wkshp	128	GEN/SELF
COURTS,JENNIFER	SARASOTA, FL	Conf/Semnr/Wkshp	130	GEN/SELF
COURTS,JENNIFER	SARASOTA, FL	Conf/Semnr/Wkshp	139	GEN/SELF
COURTS,JENNIFER	NEW ORLEANS, LA	Conf/Semnr/Wkshp	170	GEN/SELF
COURTS,JENNIFER	SARASOTA, FL	Conf/Semnr/Wkshp	170	GEN/SELF
COURTS,JENNIFER	SARASOTA, FL	Conf/Semnr/Wkshp	315	GEN/SELF
COURTS,JENNIFER	NEW ORLEANS, LA	Conf/Semnr/Wkshp	825	GEN/SELF
COVINO, KRISTEN	ESTES PARK, CO	CONFERENCE/ WORKSHOP	(275)	GEN/SELF
COVINO, KRISTEN	ESTES PARK, CO	CONFERENCE/ WORKSHOP	275	GEN/SELF
COVINO,KRISTEN	ESTES PARK, CO	Conf/Semnr/Wkshp	25	GEN/SELF
COVINO,KRISTEN	PTE/ ESTES PARK, CO	Conf/Semnr/Wkshp	375	GEN/SELF
COVINO,KRISTEN	ESTES PARK, CO	Conf/Semnr/Wkshp	447	GEN/SELF
CRAFT,CHARLES LESTER	ATLANTA, GA	Business Meeting	12	GEN/SELF
CRAFT,CHARLES LESTER	ATLANTA, GA	Business Meeting	200	GEN/SELF
CRAWFORD,DEENA	CHICAGO, IL	Conf/Semnr/Wkshp	(1,565)	GEN/SELF
CRAWFORD,DEENA	CHICAGO, IL	Conf/Semnr/Wkshp	75	GEN/SELF
CRAWFORD,DEENA	CHICAGO, IL	Conf/Semnr/Wkshp	150	GEN/SELF
CRAWFORD,DEENA	CHICAGO, IL	Conf/Semnr/Wkshp	208	GEN/SELF
CRAWFORD,DEENA	CHICAGO, IL	Conf/Semnr/Wkshp	448	GEN/SELF
CRAWFORD,DEENA	CHICAGO, IL	Conf/Semnr/Wkshp	1,565	GEN/SELF
CREDEUR,DANIEL	SAN DIEGO, CA	Conf/Semnr/Wkshp	55	GEN/SELF
CREDEUR,DANIEL	PTE/SAN DIEGO, CA	Conf/Semnr/Wkshp	394	GEN/SELF
CREDEUR,DANIEL	SAN DIEGO, CA	Conf/Semnr/Wkshp	713	GEN/SELF

**OUT-OF-STATE TRAVEL
FISCAL YEAR 2017**

University of Southern Mississippi (268-00)

Name of Agency

Note: All expenditures recorded on this form must be totaled and said total must agree with the out-of-state travel amount indicated for FY 2015 on Form Mbr-1, line 1.A.2.b.

Employee's Name	Destination	Purpose	Travel Cost	Funding Source
CRENSHAW,CHRISTOPHE R R	SAN DIEGO, CA	Conf/Semnr/Wkshp	75	GEN/SELF
CRENSHAW,CHRISTOPHE R R	MOBILE, AL	Conf/Semnr/Wkshp	133	GEN/SELF
CRENSHAW,CHRISTOPHE R R	SAN DIEGO, CA	Conf/Semnr/Wkshp	134	GEN/SELF
CRENSHAW,CHRISTOPHE R R	KANSAS CITY, MO	Conf/Semnr/Wkshp	152	GEN/SELF
CRENSHAW,CHRISTOPHE R R	MOBILE, AL	Conf/Semnr/Wkshp	173	GEN/SELF
CRENSHAW,CHRISTOPHE R R	KANSAS CITY, MO	Conf/Semnr/Wkshp	647	GEN/SELF
CRENSHAW,CHRISTOPHE R R	SAN DIEGO, CA	Conf/Semnr/Wkshp	648	GEN/SELF
CRENSHAW,CHRISTOPHE R R	SAN DIEGO, CA	Conf/Semnr/Wkshp	712	GEN/SELF
CRENSHAW,CHRISTOPHE R R	SAN DIEGO, CA	Conf/Semnr/Wkshp	995	GEN/SELF
CROMWELL,JOSH	ROCK HILL, SC	Conf/Semnr/Wkshp	83	GEN/SELF
CROMWELL,JOSH	ROCK HILL, SC	Conf/Semnr/Wkshp	265	GEN/SELF
CROMWELL,JOSH	ATLANTA, GA	Conf/Semnr/Wkshp	619	GEN/SELF
CULLEY,JENNIFER	CHARLESTON, SC	Conf/Semnr/Wkshp	78	GEN/SELF
CULLEY,JENNIFER	CHARLESTON, SC	Conf/Semnr/Wkshp	84	GEN/SELF
CULLEY,JENNIFER	PTE/ CHARLESTON, SC	Conf/Semnr/Wkshp	343	GEN/SELF
CULLEY,JENNIFER	PTE/CHARLESTON, SC	Conf/Semnr/Wkshp	425	GEN/SELF
CULLEY,JENNIFER	CHARLESTON, SC	Conf/Semnr/Wkshp	554	GEN/SELF
CUMBIE, BARRY	SAVANNAH, GA	CONFERENCE/ WORKSHOP	675	GEN/SELF
CUMBIE,BARRY A	SAVANNAH, GA	Conf/Semnr/Wkshp	99	GEN/SELF
CUMBIE,BARRY A	SAVANNAH, GA	Conf/Semnr/Wkshp	128	GEN/SELF
CUMBIE,BARRY A	PTE/ SAVANNAH, GA	Conf/Semnr/Wkshp	510	GEN/SELF
CUMBIE,BARRY A	SAVANNAH, GA	Conf/Semnr/Wkshp	1,070	GEN/SELF
DANA BERRY	MINNEAPOLIS,MN	CONFERENCE/ WORKSHOP	(320)	GEN/SELF
DANA BERRY	ORANGE BEACH, AL	CONFERENCE/ WORKSHOP	50	GEN/SELF
DANA BERRY	AUBURN, AL	CONFERENCE/ WORKSHOP	140	GEN/SELF
DANFORTH,MARIE ELAINE	ST LOUIS, MO	Conf/Semnr/Wkshp	112	GEN/SELF
DANFORTH,MARIE ELAINE	ST LOUIS, MO	Conf/Semnr/Wkshp	388	GEN/SELF
DANIEL NORTON	MIAMI, FL	WORKSHOP	5,373	GEN/SELF

**OUT-OF-STATE TRAVEL
FISCAL YEAR 2017**

University of Southern Mississippi (268-00)

Name of Agency

Note: All expenditures recorded on this form must be totaled and said total must agree with the out-of-state travel amount indicated for FY 2015 on Form Mbr-1, line 1.A.2.b.

Employee's Name	Destination	Purpose	Travel Cost	Funding Source
DART, EVAN	ORLANDO, FL	Conf/Semnr/Wkshp	500	GEN/SELF
DAVENPORT, LESLEE	PORTLAND, OR	Conf/Semnr/Wkshp	2	GEN/SELF
DAVENPORT, LESLEE	PORTLAND, OR	Conf/Semnr/Wkshp	78	GEN/SELF
DAVID COCHRAN	ATHENS, GA	VAN RENTAL - ENTERPRISE	424	GEN/SELF
DAVID SLIMAN	WASHINGTON, DC	CONFERENCE/ WORKSHOP	750	GEN/SELF
DAVID SLIMAN	ATLANTA, GA	CONFERENCE/ WORKSHOP	975	GEN/SELF
DAVIES, DAVID R	PANAMA CITY, FL	Research and Teaching	30	GEN/SELF
DAVIES, DAVID R	CHICAGO, IL	Conf/Semnr/Wkshp	51	GEN/SELF
DAVIES, DAVID R	ST PAUL, MN	Conf/Semnr/Wkshp	97	GEN/SELF
DAVIES, DAVID R	CHICAGO, IL	Conf/Semnr/Wkshp	101	GEN/SELF
DAVIES, DAVID R	PANAMA CITY, FL	Research and Teaching	106	GEN/SELF
DAVIES, DAVID R	CHICAGO, IL	Observation	122	GEN/SELF
DAVIES, DAVID R	ST PAUL, MN	Conf/Semnr/Wkshp	125	GEN/SELF
DAVIES, DAVID R	ST PAUL, MN	Conf/Semnr/Wkshp	185	GEN/SELF
DAVIES, DAVID R	CHICAGO, IL	Conf/Semnr/Wkshp	282	GEN/SELF
DAVIES, DAVID R	CHICAGO, IL	Observation	339	GEN/SELF
DAVIES, DAVID R	ST PAUL, MN	Conf/Semnr/Wkshp	404	GEN/SELF
DAVIES, DAVID R	CHICAGO, IL	Conf/Semnr/Wkshp	631	GEN/SELF
DAVIES, DAVID R	PANAMA CITY, FL	Research and Teaching	634	GEN/SELF
DAVIES, DAVID R	CHICAGO, IL	Observation	788	GEN/SELF
DAVIES, DAVID R	ST PAUL, MN	Conf/Semnr/Wkshp	832	GEN/SELF
DAVIS, SHEILA	TAMPA, FL	Conf/Semnr/Wkshp	240	GEN/SELF
DAVIS, SHEILA	TAMPA, FL	Observation	374	GEN/SELF
DAVIS, SHEILA	CHATTANOOGA, TN	Conf/Semnr/Wkshp	550	GEN/SELF
DAWOUND, AMER	SEATTLE, WA	Conf/Semnr/Wkshp	41	GEN/SELF
DAWOUND, AMER	SEATTLE, WA	Conf/Semnr/Wkshp	74	GEN/SELF
DAWOUND, AMER	SEATTLE, WA	Conf/Semnr/Wkshp	78	GEN/SELF
DAWOUND, AMER	SEATTLE, WA	Conf/Semnr/Wkshp	427	GEN/SELF
DAWOUND, AMER	SEATTLE, WA	Conf/Semnr/Wkshp	491	GEN/SELF
DAWOUND, AMER	SEATTLE, WA	Conf/Semnr/Wkshp	495	GEN/SELF
DEAN GILBERT	GEORGIA	ANNUAL MEETING	250	GEN/SELF
DEAN, JACK L	CHICAGO, IL	Business Meeting	103	GEN/SELF

**OUT-OF-STATE TRAVEL
FISCAL YEAR 2017**

University of Southern Mississippi (268-00)

Name of Agency

Note: All expenditures recorded on this form must be totaled and said total must agree with the out-of-state travel amount indicated for FY 2015 on Form Mbr-1, line 1.A.2.b.

Employee's Name	Destination	Purpose	Travel Cost	Funding Source
DEAN,JACK L	CHICAGO, IL	Business Meeting	497	GEN/SELF
DEAN,JACK L	CHICAGO, IL	Business Meeting	522	GEN/SELF
DEBBY HILL	MOBILE, AL	CONFERENCE/ WORKSHOP	195	GEN/SELF
DEBORAH TEMPLETON	MINNEAPOLIS,MN	CONFERENCE/ WORKSHOP	370	GEN/SELF
DEENA CRAWFORD	AUCCCD	CONFERENCE ART TOUR	(50)	GEN/SELF
DEENA CRAWFORD	CHICAGO, IL	CONFERENCE/ WORKSHOP	125	GEN/SELF
DEENA CRAWFORD	CHICAGO, IL	CONFERENCE/ WORKSHOP	390	GEN/SELF
DEIDRA MINOR	METAIRIE, LA	SEMINAR	129	GEN/SELF
DELORIES WILLIAMS	KANSAS CITY KS	BUSINESS MEETING	370	GEN/SELF
DENG,YIJIE	NEW ORLEANS, LA	Conf/Semnr/Wkshp	600	GEN/SELF
DIANE D ROSS	NEW ORLEANS, LA	CONFERENCE/ WORKSHOP	220	GEN/SELF
DIANE FISHER	CHICAGO, IL	CONFERENCE/ WORKSHOP	335	GEN/SELF
DIANE HAVEN	ORGANIZATION TRIP	RENTAL CAR / U-SAVE	58	GEN/SELF
DING,JIU	SAN FRANCISCO, CA	Conf/Semnr/Wkshp	70	GEN/SELF
DING,JIU	SAN FRANCISCO, CA	Conf/Semnr/Wkshp	95	GEN/SELF
DING,JIU	NEW ORLEANS, LA	Conf/Semnr/Wkshp	168	GEN/SELF
DING,JIU	GREENSBORO, NC	Conf/Semnr/Wkshp	195	GEN/SELF
DING,JIU	NEW ORLEANS, LA	Other	276	GEN/SELF
DING,JIU	SAN FRANCISCO, CA	Conf/Semnr/Wkshp	324	GEN/SELF
DING,JIU	SAN FRANCISCO, CA	Conf/Semnr/Wkshp	471	GEN/SELF
DONAHUE,MATTHEW	FLORENCE, AL	Business Meeting	66	GEN/SELF
DONAHUE,MATTHEW	FLORENCE, AL	Business Meeting	78	GEN/SELF
DONOHUE,KATIE	NEW ORLEANS, LA	Conf/Semnr/Wkshp	195	GEN/SELF
DORNAN,ERIN	MURRAY,KY	Conf/Semnr/Wkshp	339	GEN/SELF
Driskell, Chad	Jacksonville, FL	Business Meeting	(5,440)	GEN/SELF
DRISKELL,CHAD	JACKSON,MS;WASHINGTO N,DC	Business Meeting	104	GEN/SELF
DRISKELL,CHAD	JACKSON,MS;WASHINGTO N,DC	Business Meeting	197	GEN/SELF
DRISKELL,CHAD	JACKSON,MS;WASHINGTO N,DC	Business Meeting	521	GEN/SELF
DRISKELL,CHAD	JACKSON,MS;WASHINGTO N,DC	Business Meeting	1,058	GEN/SELF
DUAN,XIAOJIE	PTE/ SAN FRANCISCO, CA	Conf/Semnr/Wkshp	32	GEN/SELF

**OUT-OF-STATE TRAVEL
FISCAL YEAR 2017**

University of Southern Mississippi (268-00)

Name of Agency

Note: All expenditures recorded on this form must be totaled and said total must agree with the out-of-state travel amount indicated for FY 2015 on Form Mbr-1, line 1.A.2.b.

Employee's Name	Destination	Purpose	Travel Cost	Funding Source
DUAN,XIAOJIE	SAN FRANCISCO, CA	Conf/Semnr/Wkshp	60	GEN/SELF
DUAN,XIAOJIE	SAN FRANCISCO, CA	Conf/Semnr/Wkshp	104	GEN/SELF
DUAN,XIAOJIE	AUGUSTA, GA	Conf/Semnr/Wkshp	105	GEN/SELF
DUAN,XIAOJIE	PTE/ AUGUSTA, GA	Conf/Semnr/Wkshp	263	GEN/SELF
DUAN,XIAOJIE	PTE/ AUGUSTA, GA	Conf/Semnr/Wkshp	263	GEN/SELF
DUAN,XIAOJIE	PTE/ SAN FRANCISCO, CA	Conf/Semnr/Wkshp	330	GEN/SELF
DUAN,XIAOJIE	SAN FRANCISCO, CA	Conf/Semnr/Wkshp	405	GEN/SELF
DUAN,XIAOJIE	PTE/ SAN FRANCISCO, CA	Conf/Semnr/Wkshp	638	GEN/SELF
DUAN,XIAOJIE	AUGUSTA, GA	Conf/Semnr/Wkshp	733	GEN/SELF
DUCKWORTH,BENJAMIN	W.PALM BCH, FL	Conf/Semnr/Wkshp	12	GEN/SELF
DUCKWORTH,BENJAMIN	W.PALM BCH, FL	Conf/Semnr/Wkshp	99	GEN/SELF
DUCKWORTH,BENJAMIN	W.PALM BCH, FL	Conf/Semnr/Wkshp	115	GEN/SELF
DUFRENE,BRAD	ORLANDO, FL	Conf/Semnr/Wkshp	500	GEN/SELF
DYESS,WHITNEY	BAY MINETTE, AL	Recruitment	182	GEN/SELF
EARLY,MEREDITH	CLARKSVILLE, TN	Conf/Semnr/Wkshp	320	GEN/SELF
EASTERWOOD,ALLYSON GOODWIN	NEW ORLEANS, LA	Conf/Semnr/Wkshp	84	GEN/SELF
EASTERWOOD,ALLYSON GOODWIN	NEW ORLEANS, LA	Conf/Semnr/Wkshp	127	GEN/SELF
EASTERWOOD,ALLYSON GOODWIN	NEW ORLEANS, LA	Conf/Semnr/Wkshp	581	GEN/SELF
EAVES,ASHLEIGH	ORLANDO, FL	Conf/Semnr/Wkshp	200	GEN/SELF
ELIZABETH FLYNN	SAVANNAH, GA	CONFERENCE/ WORKSHOP	345	GEN/SELF
ELIZABETH GREEN	MOBILE, AL	CONFERENCE/ WORKSHOP	245	GEN/SELF
ELIZABETH LA BEAUD	ONLINE	SAA REGISTRATION FEE	259	GEN/SELF
ELIZABETH LA BEAUD	ONLINE	SAA REGISTRATION FEE	269	GEN/SELF
ELLEN RUFFIN	Chicago,IL	REGISTRATION FEE	250	GEN/SELF
ELLEN WEINAUER	NAPLES, FL	CONFERENCE/ WORKSHOP	925	GEN/SELF
ELLIOTT,ROWENA W	NEW ORLEANS, LA	Conf/Semnr/Wkshp	54	GEN/SELF
ELLIOTT,ROWENA W	LAKE BUENA VISTA, FL	Conf/Semnr/Wkshp	140	GEN/SELF
ELLIOTT,ROWENA W	LAKE BUENA VISTA, FL	Conf/Semnr/Wkshp	260	GEN/SELF
ELLIOTT,ROWENA W	NEW ORLEANS, LA	Conf/Semnr/Wkshp	383	GEN/SELF
ELLIOTT,ROWENA W	LAKE BUENA VISTA, FL	Conf/Semnr/Wkshp	774	GEN/SELF
ENGLERT,TRACY K	ST. PAUL, MN	Business Meeting	41	GEN/SELF

**OUT-OF-STATE TRAVEL
FISCAL YEAR 2017**

University of Southern Mississippi (268-00)

Name of Agency

Note: All expenditures recorded on this form must be totaled and said total must agree with the out-of-state travel amount indicated for FY 2015 on Form Mbr-1, line 1.A.2.b.

Employee's Name	Destination	Purpose	Travel Cost	Funding Source
ENGLERT,TRACY K	ST. PAUL, MN	Business Meeting	83	GEN/SELF
ENGLERT,TRACY K	SAN JOSE, CA	Conf/Semnr/Wkshp	103	GEN/SELF
ENGLERT,TRACY K	ALEXANDRIA, VA	Conf/Semnr/Wkshp	160	GEN/SELF
ENGLERT,TRACY K	ALEXANDRIA, VA	Conf/Semnr/Wkshp	178	GEN/SELF
ENGLERT,TRACY K	ALEXANDRIA, VA	Conf/Semnr/Wkshp	380	GEN/SELF
ENGLERT,TRACY K	SAN JOSE, CA	Conf/Semnr/Wkshp	461	GEN/SELF
ENGLERT,TRACY K	SAN JOSE, CA	Conf/Semnr/Wkshp	789	GEN/SELF
ENGLERT,TRACY K	ALEXANDRIA, VA	Conf/Semnr/Wkshp	1,398	GEN/SELF
ERIN L DORNAA	MURRAY, KY	CONFERENCE/ WORKSHOP	115	GEN/SELF
ERIN L DORNAA	MURRAY, KY	CONFERENCE/ WORKSHOP	2,750	GEN/SELF
ESTILL, APRIL	SAN ANTONIO, TX	CONFERENCE/ WORKSHOP	319	GEN/SELF
EVERIDGE,KAYCEE	NASHVILLE, TN	Conf/Semnr/Wkshp	16	GEN/SELF
EVERIDGE,KAYCEE	NASHVILLE, TN	Conf/Semnr/Wkshp	744	GEN/SELF
EYE,JOHN	PTE/ NAPLES , FL	Conf/Semnr/Wkshp	925	GEN/SELF
FALER,MARTHA	DENVER, CO	Conf/Semnr/Wkshp	(126)	GEN/SELF
FALER,MARTHA	DENVER, CO	Conf/Semnr/Wkshp	126	GEN/SELF
FALER,MARTHA	DENVER, CO	Conf/Semnr/Wkshp	924	GEN/SELF
FASTRING,DANIELLE	NEW ORLEANS, LA	Conf/Semnr/Wkshp	40	GEN/SELF
FASTRING,DANIELLE	NEW ORLEANS, LA	Conf/Semnr/Wkshp	164	GEN/SELF
FAYE GILBERT	SAN DIEGO, CA	CONFERENCE/ WORKSHOP	1,145	GEN/SELF
FAYE GILBERT	TAMPA, FL	CONFERENCE/ WORKSHOP	1,295	GEN/SELF
FEIG,DANIEL	DAPHNE, AL	Presentation	112	GEN/SELF
FEIG,DANIEL	DAPHNE, AL	Recruitment	197	GEN/SELF
FEIG,DANIEL	INDIANAPOLIS, IN	Conf/Semnr/Wkshp	227	GEN/SELF
FEIG,DANIEL	ORLANDO, FL	Conf/Semnr/Wkshp	249	GEN/SELF
FEIG,DANIEL	PTE/ORLANDO, FL	Conf/Semnr/Wkshp	275	GEN/SELF
FEIG,DANIEL	DALLAS, TX	Conf/Semnr/Wkshp	407	GEN/SELF
FEIG,DANIEL	ORLANDO, FL	Conf/Semnr/Wkshp	422	GEN/SELF
FEIG,DANIEL	DALLAS, TX	Conf/Semnr/Wkshp	565	GEN/SELF
FEIG,DANIEL	INDIANAPOLIS, IN	Conf/Semnr/Wkshp	1,008	GEN/SELF
FENNELL,DANA	MOBILE, AL	Conf/Semnr/Wkshp	3	GEN/SELF
FENNELL,DANA	MOBILE, AL	Conf/Semnr/Wkshp	60	GEN/SELF

**OUT-OF-STATE TRAVEL
FISCAL YEAR 2017**

University of Southern Mississippi (268-00)

Name of Agency

Note: All expenditures recorded on this form must be totaled and said total must agree with the out-of-state travel amount indicated for FY 2015 on Form Mbr-1, line 1.A.2.b.

Employee's Name	Destination	Purpose	Travel Cost	Funding Source
FENNELL,DANA	MOBILE, AL	Conf/Semnr/Wkshp	95	GEN/SELF
FENNELL,DANA	MOBILE, AL	Conf/Semnr/Wkshp	100	GEN/SELF
FINLEY,JAMES	MOBILE, AL	Other	103	GEN/SELF
FINLEY,JAMES	MOBILE, AL	Business Meeting	106	GEN/SELF
FISHER,DIANE J	CHICAGO, IL	Conf/Semnr/Wkshp	27	GEN/SELF
FISHER,DIANE J	CHICAGO, IL	Conf/Semnr/Wkshp	821	GEN/SELF
FITTS,WYNDE	OCEAN SPRINGS, MS	Business Meeting	41	GEN/SELF
FLEMISTER,FLEM-FLAM AARON	NEW ORLEANS, LA	Conf/Semnr/Wkshp	100	GEN/SELF
FLYNN,ELIZABETH R	SAVANNAH, GA	Conf/Semnr/Wkshp	30	GEN/SELF
FLYNN,ELIZABETH R	SAVANNAH, GA	Conf/Semnr/Wkshp	35	GEN/SELF
FLYNN,ELIZABETH R	SAVANNAH, GA	Conf/Semnr/Wkshp	300	GEN/SELF
FLYNN,ELIZABETH R	SAVANNAH, GA	Conf/Semnr/Wkshp	483	GEN/SELF
FLYNN,ELIZABETH R	SAVANNAH, GA	Conf/Semnr/Wkshp	586	GEN/SELF
FONDER-SOLANO,LEAH	SAN ANTONIO, TX	Conf/Semnr/Wkshp	800	GEN/SELF
FONTENOT,EMMA	WASHINGTON, DC	Conf/Semnr/Wkshp	84	GEN/SELF
FONTENOT,EMMA	WASHINGTON, DC	Conf/Semnr/Wkshp	123	GEN/SELF
FORD,WILLIAM BLAKE	ORLANDO, FL	Conf/Semnr/Wkshp	200	GEN/SELF
FOREMAN,CHRISTINA	PORTLAND, OR	Conf/Semnr/Wkshp	3	GEN/SELF
FOREMAN,CHRISTINA	PORTLAND, OR	Conf/Semnr/Wkshp	82	GEN/SELF
FOREMAN,CHRISTINA	PTE/ PORTLAND, OR	Conf/Semnr/Wkshp	355	GEN/SELF
FOREMAN,CHRISTINA	PORTLAND, OR	CONFERENCE/ WORKSHOP	1,350	GEN/SELF
FORSTER,MICHAEL D	NEW ORLEANS,LA	Conf/Semnr/Wkshp	30	GEN/SELF
FORSTER,MICHAEL D	NEW ORLEANS,LA	Conf/Semnr/Wkshp	80	GEN/SELF
FORSTER,MICHAEL D	NEW ORLEANS, LA	Business Meeting	129	GEN/SELF
FORSTER,MICHAEL D	NEW ORLEANS,LA	Conf/Semnr/Wkshp	129	GEN/SELF
FORSTER,MICHAEL D	NEW ORLEANS, LA	Conf/Semnr/Wkshp	134	GEN/SELF
FORSTER,MICHAEL D	NEW ORLEANS, LA	Conf/Semnr/Wkshp	180	GEN/SELF
FORSTER,MICHAEL D	NEW ORLEANS, LA	Conf/Semnr/Wkshp	363	GEN/SELF
FORSTER,MICHAEL D	NEW ORLEANS,LA	Conf/Semnr/Wkshp	575	GEN/SELF
FOSTER,JAMYE	SAVANNAH, GA	Conf/Semnr/Wkshp	40	GEN/SELF
FOSTER,JAMYE	NEW ORLEANS, LA	Conf/Semnr/Wkshp	61	GEN/SELF

**OUT-OF-STATE TRAVEL
FISCAL YEAR 2017**

University of Southern Mississippi (268-00)

Name of Agency

Note: All expenditures recorded on this form must be totaled and said total must agree with the out-of-state travel amount indicated for FY 2015 on Form Mbr-1, line 1.A.2.b.

Employee's Name	Destination	Purpose	Travel Cost	Funding Source
FOSTER,JAMYE	SAVANNAH, GA	Conf/Semnr/Wkshp	86	GEN/SELF
FOSTER,JAMYE	NEW ORLEANS, LA	Conf/Semnr/Wkshp	125	GEN/SELF
FOSTER,JAMYE	NEW ORLEANS, LA	Conf/Semnr/Wkshp	295	GEN/SELF
FOSTER,JAMYE	SAVANNAH, GA	Conf/Semnr/Wkshp	295	GEN/SELF
FOSTER,JAMYE	SAVANNAH, GA	Conf/Semnr/Wkshp	563	GEN/SELF
FOSTER,JAMYE	SAVANNAH, GA	Conf/Semnr/Wkshp	762	GEN/SELF
FOSTER,JAMYE	NEW ORLEANS, LA	Conf/Semnr/Wkshp	1,055	GEN/SELF
FRANCES TARBETT- WALLACE	ATLANTA, GA	CONFERENCE/ WORKSHOP	750	GEN/SELF
FRANK WALTERS	STARKSVILLE, MS	BUSINESS MEETING	749	GEN/SELF
FRELIX,LATONYA	TUSCALOOSA, AL	Conf/Semnr/Wkshp	123	GEN/SELF
FURLOW,CHRISTOPHER	ORLANDO, FL	Conf/Semnr/Wkshp	200	GEN/SELF
GALVAN,GERARDO	CHICAGO, IL	Conf/Semnr/Wkshp	91	GEN/SELF
GALVAN,GERARDO	PTE/CHICAGO, IL	Research and Teaching	499	GEN/SELF
GALVAN,GERARDO	CHICAGO, IL	Conf/Semnr/Wkshp	966	GEN/SELF
GARRISON,SCOTT	ORLANDO, FL	Conf/Semnr/Wkshp	128	GEN/SELF
GARRISON,SCOTT	INDIANAPOLIS, IN	Conf/Semnr/Wkshp	164	GEN/SELF
GAVIN,KATY	NEW ORLEANS, LA	Conf/Semnr/Wkshp	100	GEN/SELF
GEISZ- EVERSON,MARJORIE	HATTIESBURG, MS	Conf/Semnr/Wkshp	128	GEN/SELF
GEISZ- EVERSON,MARJORIE	SAN DIEGO, CA	Conf/Semnr/Wkshp	530	GEN/SELF
GENTRY,KAYLEE	WEST PALM BEACH, FL	Conf/Semnr/Wkshp	76	GEN/SELF
GENTRY,KAYLEE	WEST PALM BEACH, FL	Conf/Semnr/Wkshp	99	GEN/SELF
GEOFF LOCICERO	TUSCALOOSA, AL	CONFERENCE/ WORKSHOP	75	GEN/SELF
GEORGE,JEFFREY RANDOLPH	NEW YORK, NY	Business Meeting	57	GEN/SELF
GEORGE,JEFFREY RANDOLPH	NEW YORK, NY	Business Meeting	553	GEN/SELF
GIBBS,SHERRHONDA	TAMPA, FL	Business Meeting	68	GEN/SELF
GIBBS,SHERRHONDA	TAMPA, FL	Business Meeting	149	GEN/SELF
GIBBS,SHERRHONDA	TAMPA, FL	Business Meeting	264	GEN/SELF
GIBBS,SHERRHONDA	TAMPA, FL	Business Meeting	398	GEN/SELF
GIBSON,SHEA A	SAN ANTONIO, TX	Recruitment	194	GEN/SELF
GIBSON,SHEA A	PTE/ SAN ANTONIO, TX	Recruitment	303	GEN/SELF

**OUT-OF-STATE TRAVEL
FISCAL YEAR 2017**

University of Southern Mississippi (268-00)

Name of Agency

Note: All expenditures recorded on this form must be totaled and said total must agree with the out-of-state travel amount indicated for FY 2015 on Form Mbr-1, line 1.A.2.b.

Employee's Name	Destination	Purpose	Travel Cost	Funding Source
GIBSON,TROY	NEW ORLEANS, LA	Conf/Semnr/Wkshp	228	GEN/SELF
GIBSON,TROY	NEW ORLEANS, LA	Conf/Semnr/Wkshp	372	GEN/SELF
GIDDENS,ELIZABETH	NEW ORLEANS, LA	Business Meeting	26	GEN/SELF
GILBERT,FAYE	BALTIMORE, MD	Conf/Semnr/Wkshp	76	GEN/SELF
GILBERT,FAYE	CLEARWATER, FL	Conf/Semnr/Wkshp	76	GEN/SELF
GILBERT,FAYE	SAN DIEGO, CA	Conf/Semnr/Wkshp	78	GEN/SELF
GILBERT,FAYE	ATLANTA, GA	Business Meeting	81	GEN/SELF
GILBERT,FAYE	TAMPA, FL	Conf/Semnr/Wkshp	83	GEN/SELF
GILBERT,FAYE	PENSACOLA, FL	Business Meeting	97	GEN/SELF
GILBERT,FAYE	ATLANTA, GA	Business Meeting	100	GEN/SELF
GILBERT,FAYE	SAN DIEGO, CA	Conf/Semnr/Wkshp	110	GEN/SELF
GILBERT,FAYE	CLEARWATER, FL	Conf/Semnr/Wkshp	115	GEN/SELF
GILBERT,FAYE	JACKSON, MS	Business Meeting	140	GEN/SELF
GILBERT,FAYE	BROUSSARD, LA	Business Meeting	150	GEN/SELF
GILBERT,FAYE	TAMPA, FL	Conf/Semnr/Wkshp	156	GEN/SELF
GILBERT,FAYE	BALTIMORE, MD	Conf/Semnr/Wkshp	186	GEN/SELF
GILBERT,FAYE	PENSACOLA, FL	Business Meeting	198	GEN/SELF
GILBERT,FAYE	ATLANTA, GA	Business Meeting	336	GEN/SELF
GILBERT,FAYE	BALTIMORE, MD	Conf/Semnr/Wkshp	354	GEN/SELF
GILBERT,FAYE	TAMPA, FL	Conf/Semnr/Wkshp	400	GEN/SELF
GILBERT,FAYE	PTE/ CLEARWATER, FL	Conf/Semnr/Wkshp	407	GEN/SELF
GILBERT,FAYE	SAN DIEGO, CA	Conf/Semnr/Wkshp	445	GEN/SELF
GILBERT,FAYE	BALTIMORE, MD	Conf/Semnr/Wkshp	596	GEN/SELF
GILBERT,FAYE	CLEARWATER, FL	Conf/Semnr/Wkshp	654	GEN/SELF
GILBERT,FAYE	TAMPA, FL	Conf/Semnr/Wkshp	754	GEN/SELF
GILBERT,FAYE	ATLANTA, GA	Business Meeting	795	GEN/SELF
GILBERT,FAYE	SAN DIEGO, CA	Conf/Semnr/Wkshp	948	GEN/SELF
GILL,JACK	CONCORD, NC	Other	184	GEN/SELF
GILL,JACK	CONCORD, NC	Other	750	GEN/SELF
GILLESPIE,JEANNE L	AUSTIN, TX	Conf/Semnr/Wkshp	30	GEN/SELF
GILLESPIE,JEANNE L	NEW ORLEANS, LA	Conf/Semnr/Wkshp	85	GEN/SELF
GILLESPIE,JEANNE L	NEW ORLEANS, LA	Conf/Semnr/Wkshp	129	GEN/SELF

**OUT-OF-STATE TRAVEL
FISCAL YEAR 2017**

University of Southern Mississippi (268-00)

Name of Agency

Note: All expenditures recorded on this form must be totaled and said total must agree with the out-of-state travel amount indicated for FY 2015 on Form Mbr-1, line 1.A.2.b.

Employee's Name	Destination	Purpose	Travel Cost	Funding Source
GILLESPIE,JEANNE L	AUSTIN, TX	Conf/Semnr/Wkshp	135	GEN/SELF
GILLESPIE,JEANNE L	NEW ORLEANS, LA	Conf/Semnr/Wkshp	166	GEN/SELF
GILLESPIE,JEANNE L	LAFAYETTE, LA	Conf/Semnr/Wkshp	168	GEN/SELF
GILLESPIE,JEANNE L	NEW ORLEANS, LA	Conf/Semnr/Wkshp	175	GEN/SELF
GILLESPIE,JEANNE L	LAFAYETTE, LA	Conf/Semnr/Wkshp	268	GEN/SELF
GILLESPIE,JEANNE L	AUSTIN, TX	Conf/Semnr/Wkshp	335	GEN/SELF
GILLESPIE,JEANNE L	AUSTIN, TX	Conf/Semnr/Wkshp	551	GEN/SELF
GILLESPIE,LAUREN	ESTES PARK, CO	Conf/Semnr/Wkshp	168	GEN/SELF
GILLESPIE,LAUREN	ESTES PARK, CO	Conf/Semnr/Wkshp	432	GEN/SELF
GLOBAL KNOWLEDGE TRAINING LLC	IRWIN, TX	Conf/Semnr/Wkshp	3,495	GEN/SELF
GLOBAL KNOWLEDGE TRAINING LLC	CHICAGO, IL	Other	3,695	GEN/SELF
GOODWIN,KIMBERLY R	SANIBEL ISLAND, FL	Conf/Semnr/Wkshp	500	GEN/SELF
GOODWIN,KIMBERLY R	SANIBEL ISLAND, FL	Conf/Semnr/Wkshp	585	GEN/SELF
GOODWIN,KIMBERLY R	SANIBEL ISLAND, FL	Conf/Semnr/Wkshp	623	GEN/SELF
GOULD,TRENT	SAN DIEGO, CA	Conf/Semnr/Wkshp	70	GEN/SELF
GOULD,TRENT	PTE/ ST. LOUIS, MO	Conf/Semnr/Wkshp	326	GEN/SELF
GOULD,TRENT	SAN DIEGO, CA	Conf/Semnr/Wkshp	343	GEN/SELF
GOULD,TRENT	SAN DIEGO, CA	Conf/Semnr/Wkshp	836	GEN/SELF
Graham, William	MossLanding, CA	Business Meeting	6	GEN/SELF
Graham, William	MossLanding, CA	Business Meeting	164	GEN/SELF
Graham, William	MossLanding, CA	Business Meeting	683	GEN/SELF
GRANT HARLEY	ATHENS, GA	VAN RENTAL - ENTERPRISE	252	GEN/SELF
GREEN, ADINA	BOSTON, MA	CONFERENCE/ WORKSHOP	350	GEN/SELF
GREEN,ADINA NARCISSE	BOSTON, MA	Conf/Semnr/Wkshp	108	GEN/SELF
GREEN,ADINA NARCISSE	BOSTON, MA	Conf/Semnr/Wkshp	132	GEN/SELF
GREEN,ADINA NARCISSE	PTE/BOSTON, MA	Conf/Semnr/Wkshp	391	GEN/SELF
GREEN,ADINA NARCISSE	BOSTON, MA	Conf/Semnr/Wkshp	1,372	GEN/SELF
GREEN,BRADLEY	NEW YORK, NY	Business Meeting	250	GEN/SELF
GREEN,BRADLEY	NEW YORK, NY	Business Meeting	500	GEN/SELF
GREEN,ELIZABETH NICHOL	MOBILE, AL	Conf/Semnr/Wkshp	31	GEN/SELF

**OUT-OF-STATE TRAVEL
FISCAL YEAR 2017**

University of Southern Mississippi (268-00)

Name of Agency

Note: All expenditures recorded on this form must be totaled and said total must agree with the out-of-state travel amount indicated for FY 2015 on Form Mbr-1, line 1.A.2.b.

Employee's Name	Destination	Purpose	Travel Cost	Funding Source
GREEN,ELIZABETH NICHOL	NASHVILLE, TN	Conf/Semnr/Wkshp	36	GEN/SELF
GREEN,ELIZABETH NICHOL	MOBILE, AL	Conf/Semnr/Wkshp	111	GEN/SELF
GREEN,ELIZABETH NICHOL	PTE/ NASHVILLE, TN	Conf/Semnr/Wkshp	775	GEN/SELF
GREEN,FREDERICK P	MOBILE, AL	Conf/Semnr/Wkshp	48	GEN/SELF
GREEN,FREDERICK P	LONG BEACH, MS	Business Meeting	90	GEN/SELF
GREEN,FREDERICK P	MOBILE, AL	Conf/Semnr/Wkshp	152	GEN/SELF
GREEN,FREDERICK P	LONG BEACH, MS	Research and Teaching	403	GEN/SELF
GREEN,FREDERICK P	MOBILE, AL	Conf/Semnr/Wkshp	495	GEN/SELF
GREEN,FREDERICK P	MOBILE, AL	Conf/Semnr/Wkshp	559	GEN/SELF
GREEN,JOSEPH	TUSCALOOSA, AL	Conf/Semnr/Wkshp	123	GEN/SELF
GREENE,KATHANNE	CHICAGO, IL	Conf/Semnr/Wkshp	53	GEN/SELF
GREENE,KATHANNE	CHICAGO, IL	Conf/Semnr/Wkshp	140	GEN/SELF
GREENE,KATHANNE	PTE/CHICAGO, IL	Conf/Semnr/Wkshp	186	GEN/SELF
GREENE,KATHANNE	PTE/CHICAGO, IL	Conf/Semnr/Wkshp	245	GEN/SELF
Greenhow, D.	N. Bedford, MD	Conference	50	GEN/SELF
Greenhow, D.	N. Bedford, MD	Conference	130	GEN/SELF
GREG PIERCE	MOBILE, AL	CONFERENCE/ WORKSHOP	195	GEN/SELF
GRIFFIN,AMANDA	MACON, GA	Conf/Semnr/Wkshp	200	GEN/SELF
GRIFFIN,DOROTHY	SARASOTA, FL	Conf/Semnr/Wkshp	20	GEN/SELF
GRIFFIN,DOROTHY	SARASOTA, FL	Conf/Semnr/Wkshp	79	GEN/SELF
GRIFFIN,DOROTHY	SARASOTA, FL	Conf/Semnr/Wkshp	93	GEN/SELF
GRIFFIN,DOROTHY	NEW ORLEANS, LA	Conf/Semnr/Wkshp	108	GEN/SELF
GRIFFIN,DOROTHY	NEW ORLEANS, LA	Conf/Semnr/Wkshp	125	GEN/SELF
GRIFFIN,DOROTHY	NEW ORLEANS, LA	Conf/Semnr/Wkshp	150	GEN/SELF
GRIFFIN,DOROTHY	SARASOTA, FL	Conf/Semnr/Wkshp	170	GEN/SELF
GRIFFIN,DOROTHY	SARASOTA, FL	Conf/Semnr/Wkshp	327	GEN/SELF
GRIFFIN,DOROTHY	NEW ORLEANS, LA	Conf/Semnr/Wkshp	447	GEN/SELF
GRIFFITH,BARBARA J	ATLANTA, GA	Conf/Semnr/Wkshp	207	GEN/SELF
GUNN,JOHN PRESTON	BATON ROUGE, LA	Other	191	GEN/SELF
GUNN,JOHN PRESTON	BATON ROUGE, LA	Other	689	GEN/SELF
GWINN,PEYTON R	RICHARDSON, TX	Conf/Semnr/Wkshp	100	GEN/SELF

**OUT-OF-STATE TRAVEL
FISCAL YEAR 2017**

University of Southern Mississippi (268-00)

Name of Agency

Note: All expenditures recorded on this form must be totaled and said total must agree with the out-of-state travel amount indicated for FY 2015 on Form Mbr-1, line 1.A.2.b.

Employee's Name	Destination	Purpose	Travel Cost	Funding Source
GWINN,PEYTON R	IRVING, TX	Other	566	GEN/SELF
GWINN,PEYTON R	RICHARDSON, TX	Conf/Semnr/Wkshp	575	GEN/SELF
GWINN,PEYTON R	RICHARDSON, TX	Conf/Semnr/Wkshp	594	GEN/SELF
GWINN,PEYTON R	IRVING, TX	Other	807	GEN/SELF
HAFER,EDWARD M	NEW YORK, NY	Business Meeting	140	GEN/SELF
HAFER,EDWARD M	NEW YORK, NY	Business Meeting	176	GEN/SELF
HAFER,EDWARD M	NEW YORK, NY	Business Meeting	264	GEN/SELF
HALL,MARGARET J	PHILADELPHIA, PA	Business Meeting	52	GEN/SELF
HALL,MARGARET J	PHILADELPHIA, PA	Business Meeting	427	GEN/SELF
HALL,MARGARET J	PHILADELPHIA, PA	Business Meeting	521	GEN/SELF
Hamm, Elizabeth	Houston, TX	Conference	639	GEN/SELF
HANDLEY,CYNTHIA	CHICAGO, IL	Conf/Semnr/Wkshp	94	GEN/SELF
HANDLEY,CYNTHIA	CHICAGO, IL	Conf/Semnr/Wkshp	101	GEN/SELF
HANDLEY,CYNTHIA	CHICAGO, IL	Conf/Semnr/Wkshp	324	GEN/SELF
HANDLEY,CYNTHIA	CINCINATTI, OH	Conf/Semnr/Wkshp	326	GEN/SELF
HANDLEY,CYNTHIA	CINCINATTI, OH	Conf/Semnr/Wkshp	357	GEN/SELF
HANDLEY,CYNTHIA	CHICAGO, IL	Conf/Semnr/Wkshp	425	GEN/SELF
HANDLEY,CYNTHIA	CHICAGO, IL	Conf/Semnr/Wkshp	687	GEN/SELF
HANEY,STEPHANIE	NEW ORLEANS, LA	Conf/Semnr/Wkshp	17	GEN/SELF
HANEY,STEPHANIE	NEW ORLEANS, LA	Conf/Semnr/Wkshp	132	GEN/SELF
HANEY,STEPHANIE	NEW ORLEANS, LA	Conf/Semnr/Wkshp	296	GEN/SELF
HARDMAN,BENJAMIN C	BERKELEY, CA	Conf/Semnr/Wkshp	67	GEN/SELF
HARDMAN,BENJAMIN C	BERKELEY, CA	Conf/Semnr/Wkshp	78	GEN/SELF
HARDMAN,BENJAMIN C	BERKELEY, CA	Conf/Semnr/Wkshp	425	GEN/SELF
HARDMAN,BENJAMIN C	BERKELEY, CA	Conf/Semnr/Wkshp	434	GEN/SELF
HARDMAN,BENJAMIN C	BERKELEY, CA	Conf/Semnr/Wkshp	447	GEN/SELF
HARLEY,GRANT	ATHENS, GA	Conf/Semnr/Wkshp	88	GEN/SELF
HARLEY,GRANT	ATHENS, GA	Conf/Semnr/Wkshp	135	GEN/SELF
HARLEY,GRANT	ATHENS, GA	Conf/Semnr/Wkshp	440	GEN/SELF
HART,HERBERT	NEW ORLEANS, LA;GLFPORT,MS	Other	151	GEN/SELF
HART,HERBERT	NEW ORLEANS, LA;GLFPORT,MS	Other	273	GEN/SELF

**OUT-OF-STATE TRAVEL
FISCAL YEAR 2017**

University of Southern Mississippi (268-00)

Name of Agency

Note: All expenditures recorded on this form must be totaled and said total must agree with the out-of-state travel amount indicated for FY 2015 on Form Mbr-1, line 1.A.2.b.

Employee's Name	Destination	Purpose	Travel Cost	Funding Source
HART,SUSAN	ATLANTA, GA	Conf/Semnr/Wkshp	20	GEN/SELF
HART,SUSAN	ATLANTA, GA	Conf/Semnr/Wkshp	300	GEN/SELF
HART,SUSAN	ATLANTA, GA	Conf/Semnr/Wkshp	338	GEN/SELF
HART,SUSAN	ATLANTA, GA	Conf/Semnr/Wkshp	487	GEN/SELF
HART,SUSAN	ATLANTA, GA	Conf/Semnr/Wkshp	519	GEN/SELF
HARVEY,CHRISTY	NEW ORLEANS, LA	Conf/Semnr/Wkshp	4	GEN/SELF
HARVEY,CHRISTY	NEW ORLEANS, LA	Conf/Semnr/Wkshp	213	GEN/SELF
HARVEY,OMAR	LONG BEACH, CA	Conf/Semnr/Wkshp	500	GEN/SELF
HATCHER,ERIC J	PTE/ NASHVILLE, TN	Conf/Semnr/Wkshp	775	GEN/SELF
HATCHER,ERIC J	NASHVILLE, TN	Conf/Semnr/Wkshp	833	GEN/SELF
HATTEN,JENNIFER	LONG BEACH, MS	Business Meeting	103	GEN/SELF
HAYDEN,SAT ANADEN	SAVANNAH, GA	Conf/Semnr/Wkshp	129	GEN/SELF
HAYDEN,SAT ANADEN	SAVANNAH, GA	Conf/Semnr/Wkshp	258	GEN/SELF
HAYDEN,SAT ANADEN	SAVANNAH, GA	Conf/Semnr/Wkshp	612	GEN/SELF
HAYES,MONICA	NEW ORLEANS, LA	Conf/Semnr/Wkshp	39	GEN/SELF
HAYES,MONICA	NEW ORLEANS, LA	Conf/Semnr/Wkshp	129	GEN/SELF
HAYES,MONICA	NEW ORLEANS, LA	Conf/Semnr/Wkshp	348	GEN/SELF
HAYHURST,DAVID	BIRMINGHAM, AL	Recruitment	20	GEN/SELF
HAYHURST,DAVID	SAN DIEGO, CA	Business Meeting	78	GEN/SELF
HAYHURST,DAVID	SAN DIEGO, CA	Business Meeting	142	GEN/SELF
HAYHURST,DAVID	BIRMINGHAM, AL	Recruitment	263	GEN/SELF
HAYHURST,DAVID	PTE/ WASHINGTON, DC	Conf/Semnr/Wkshp	402	GEN/SELF
HAYHURST,DAVID	SAN DIEGO, CA	Business Meeting	422	GEN/SELF
HAYHURST,DAVID	SAN DIEGO, CA	Business Meeting	446	GEN/SELF
HAYHURST,DAVID	SAN DIEGO, CA	Business Meeting	662	GEN/SELF
HAYWOOD,BARRY	MOBILE, AL	Recruitment	108	GEN/SELF
HAYWOOD,BARRY	HAMMOND, LA	Recruitment	140	GEN/SELF
HEATH,ANDRE J	MOBILE, AL	Conf/Semnr/Wkshp	106	GEN/SELF
HEDGEPEETH,ROBERT W	CHICAGO, IL	Business Meeting	168	GEN/SELF
HEINHORST,SABINE	BIRMINGHAM, AL	Business Meeting	20	GEN/SELF
HEINHORST,SABINE	PTE/ BIRMINGHAM, AL	Business Meeting	150	GEN/SELF
HEINHORST,SABINE	BIRMINGHAM, AL	Business Meeting	277	GEN/SELF

**OUT-OF-STATE TRAVEL
FISCAL YEAR 2017**

University of Southern Mississippi (268-00)

Name of Agency

Note: All expenditures recorded on this form must be totaled and said total must agree with the out-of-state travel amount indicated for FY 2015 on Form Mbr-1, line 1.A.2.b.

Employee's Name	Destination	Purpose	Travel Cost	Funding Source
HEINHORST,SABINE	BIRMINGHAM, AL	Business Meeting	299	GEN/SELF
HEITMULLER,FRANKLIN	HANCEVILLE, AL	Research and Teaching	75	GEN/SELF
HEITMULLER,FRANKLIN	HANCEVILLE, AL	Research and Teaching	109	GEN/SELF
HELBIG,KATE	ORLANDO, FL	Conf/Semnr/Wkshp	200	GEN/SELF
HENDERSON,CAROLINE	SHREVEPORT, MS	Business Meeting	18	GEN/SELF
HENDERSON,CAROLINE	SHREVEPORT, MS	Business Meeting	157	GEN/SELF
HENDERSON,CAROLINE	SHREVEPORT, MS	Business Meeting	349	GEN/SELF
HENDERSON,CAROLINE	SHREVEPORT, MS	Business Meeting	475	GEN/SELF
Herron, Sherry	Wash, DC	Conference	101	GEN/SELF
Herron, Sherry	Wash, DC	Conference	170	GEN/SELF
HERRON,SHERRY	CHICAGO, IL	Business Meeting	10	GEN/SELF
HERRON,SHERRY	AKERS, LA	Business Meeting	27	GEN/SELF
HERRON,SHERRY	CHICAGO, IL	Business Meeting	91	GEN/SELF
HERRON,SHERRY	AKERS, LA	Business Meeting	117	GEN/SELF
HERRON,SHERRY	CHICAGO, IL	Business Meeting	376	GEN/SELF
HESSION,NETA	ATLANTA, GA	Conf/Semnr/Wkshp	275	GEN/SELF
HIGHER EDUCATION USER GROUP INC	NASHVILLE, TN	Conf/Semnr/Wkshp	1,175	GEN/SELF
HILL,DEBORAH S	MOBILE, AL	Conf/Semnr/Wkshp	78	GEN/SELF
HILL,DEBORAH S	KANSAS CITY, MO	Conf/Semnr/Wkshp	80	GEN/SELF
HILL,DEBORAH S	KANSAS CITY, MO	Conf/Semnr/Wkshp	85	GEN/SELF
HILL,DEBORAH S	PTE/ KANSAS CITY, KS	Conf/Semnr/Wkshp	400	GEN/SELF
HILL,DEBORAH S	KANSAS CITY, MO	Conf/Semnr/Wkshp	828	GEN/SELF
HILL,WILLIAM KEITH	CHICAGO, IL	Conf/Semnr/Wkshp	50	GEN/SELF
HILL,WILLIAM KEITH	COLUMBIA, MD	Business Meeting	90	GEN/SELF
HILL,WILLIAM KEITH	CHICAGO, IL	Conf/Semnr/Wkshp	109	GEN/SELF
HILL,WILLIAM KEITH	CHICAGO, IL	Conf/Semnr/Wkshp	112	GEN/SELF
HILL,WILLIAM KEITH	COLUMBIA, MD	Business Meeting	116	GEN/SELF
HILL,WILLIAM KEITH	AUSTIN, TX	Conf/Semnr/Wkshp	137	GEN/SELF
HILL,WILLIAM KEITH	AUSTIN, TX	Conf/Semnr/Wkshp	477	GEN/SELF
HILL,WILLIAM KEITH	COLUMBIA, MD	Business Meeting	807	GEN/SELF
HILL,WILLIAM KEITH	AUSTIN, TX	Conf/Semnr/Wkshp	854	GEN/SELF

**OUT-OF-STATE TRAVEL
FISCAL YEAR 2017**

University of Southern Mississippi (268-00)

Name of Agency

Note: All expenditures recorded on this form must be totaled and said total must agree with the out-of-state travel amount indicated for FY 2015 on Form Mbr-1, line 1.A.2.b.

Employee's Name	Destination	Purpose	Travel Cost	Funding Source
HILL,WILLIAM KEITH	CHICAGO, IL	Conf/Semnr/Wkshp	1,345	GEN/SELF
HILLMAN,TOMMY	DALLAS, TX	Conf/Semnr/Wkshp	45	GEN/SELF
HILLMAN,TOMMY	DALLAS, TX	Conf/Semnr/Wkshp	131	GEN/SELF
HILLMAN,TOMMY	DALLAS, TX	Conf/Semnr/Wkshp	529	GEN/SELF
HOBGOOD, ANITA	MINNEAPOLIS,MN	CONFERENCE/ WORKSHOP	370	GEN/SELF
HOBGOOD,ANITA	PTE/ MINNEAPOLIS, MN	Conf/Semnr/Wkshp	292	GEN/SELF
HODGES,OLIVIA ANN	NEW ORLEANS, LA	Conf/Semnr/Wkshp	10	GEN/SELF
HODGES,OLIVIA ANN	BIRMINGHAM, AL	Conf/Semnr/Wkshp	22	GEN/SELF
HODGES,OLIVIA ANN	TUSCALOOSA, AL	Conf/Semnr/Wkshp	123	GEN/SELF
HODGES,OLIVIA ANN	BIRMINGHAM, AL	Conf/Semnr/Wkshp	228	GEN/SELF
HODGES,OLIVIA ANN	BIRMINGHAM, AL	Conf/Semnr/Wkshp	270	GEN/SELF
HOLBROOK,AARON L	ALBANY, GA	Conf/Semnr/Wkshp	110	GEN/SELF
HOLBROOK,AARON L	ALBANY, GA	Conf/Semnr/Wkshp	307	GEN/SELF
HOLLEY,DAVID M	HILTON HEAD, SC	Conf/Semnr/Wkshp	81	GEN/SELF
HOLLEY,DAVID M	HILTON HEAD, SC	Conf/Semnr/Wkshp	198	GEN/SELF
HOLLEY,DAVID M	HILTON HEAD, SC	Conf/Semnr/Wkshp	452	GEN/SELF
HOLLEY,DAVID M	HILTON HEAD, SC	Conf/Semnr/Wkshp	625	GEN/SELF
HOLLOWAY,EDDIE AARON	PENSACOLA, FL	Business Meeting	116	GEN/SELF
HOLLOWAY,EDDIE AARON	PENSACOLA, FL	Business Meeting	168	GEN/SELF
HOLLOWAY,EDDIE AARON	PENSACOLA, FL	Business Meeting	216	GEN/SELF
HOLLOWAY,EDDIE AARON	PENSACOLA, FL	Business Meeting	669	GEN/SELF
HOLT,DAVID	LAS VEGAS, NV	Conf/Semnr/Wkshp	235	GEN/SELF
HOPKINS,CHRISTOPHER	STARKVILLE, MS	Conf/Semnr/Wkshp	382	GEN/SELF
HOPKINS,ROBERT NEIL	RENO, NV	Recruitment	64	GEN/SELF
HOPKINS,ROBERT NEIL	RENO, NV	Recruitment	486	GEN/SELF
HOPKINS,ROBERT NEIL	PTE/ RENO, NV	Conf/Semnr/Wkshp	888	GEN/SELF
HORTON,ALFREDA	STARKVILLE, MS	Conf/Semnr/Wkshp	40	GEN/SELF
HOWARD PAINE	GULFPORT AIRPORT	SHUTTLE RENTAL	123	GEN/SELF
HOWARD PAINE	MINNEAPOLIS,MN	CONFERENCE/ WORKSHOP	124	GEN/SELF
HOWARD PAINE	NASAD CONFERENCE FEES	CONFERENCE/ WORKSHOP	510	GEN/SELF

**OUT-OF-STATE TRAVEL
FISCAL YEAR 2017**

University of Southern Mississippi (268-00)

Name of Agency

Note: All expenditures recorded on this form must be totaled and said total must agree with the out-of-state travel amount indicated for FY 2015 on Form Mbr-1, line 1.A.2.b.

Employee's Name	Destination	Purpose	Travel Cost	Funding Source
HOWARD PAINE	JOHNSON, VERMONT	CONFERENCE/ WORKSHOP	2,000	GEN/SELF
HOWDESHELL, JULIE	DESTIN, FL	CONFERENCE/ WORKSHOP	265	GEN/SELF
HOWDESHELL,JULIE	NEW ORLEANS, LA	Conf/Semnr/Wkshp	60	GEN/SELF
HOWDESHELL,JULIE	CHARLOTTE, NC	Conf/Semnr/Wkshp	62	GEN/SELF
HOWDESHELL,JULIE	NASHVILLE, TN	Conf/Semnr/Wkshp	109	GEN/SELF
HOWDESHELL,JULIE	NEW ORLEANS, LA	Conf/Semnr/Wkshp	129	GEN/SELF
HOWDESHELL,JULIE	CHARLOTTE, NC	Conf/Semnr/Wkshp	333	GEN/SELF
HOWDESHELL,JULIE	NASHVILLE, TN	Conf/Semnr/Wkshp	479	GEN/SELF
HOWDESHELL,JULIE	NASHVILLE, TN	Conf/Semnr/Wkshp	481	GEN/SELF
HOWDESHELL,JULIE	DESTIN, FL	Conf/Semnr/Wkshp	671	GEN/SELF
HOWDESHELL,JULIE	CHARLOTTE, NC	Conf/Semnr/Wkshp	677	GEN/SELF
HOWDESHELL,JULIE	NEW ORLEANS, LA	Conf/Semnr/Wkshp	724	GEN/SELF
HUGHES,CATHY K	NEW ORLEANS, LA	Conf/Semnr/Wkshp	67	GEN/SELF
HUGHES,CATHY K	NEW ORLEANS, LA	Conf/Semnr/Wkshp	128	GEN/SELF
HUGHES,CATHY K	NEW ORLEANS, LA	Conf/Semnr/Wkshp	485	GEN/SELF
HUGHES,CATHY K	NEW ORLEANS, LA	Conf/Semnr/Wkshp	639	GEN/SELF
HUNTER,STEPHEN ANDREW	CHICAGO, IL	Conf/Semnr/Wkshp	145	GEN/SELF
HUNTER,STEPHEN ANDREW	CHICAGO, IL	Conf/Semnr/Wkshp	183	GEN/SELF
HUNTER,STEPHEN ANDREW	CHICAGO, IL	Conf/Semnr/Wkshp	280	GEN/SELF
HUNTER,STEPHEN ANDREW	PTE/ CHICAGO, IL	Conf/Semnr/Wkshp	357	GEN/SELF
HURST,OLIVIA	NEW ORLEANS, LA	CONFERENCE/ WORKSHOP	650	GEN/SELF
HUTCHINSON,THOMAS	DALLAS, TX	Conf/Semnr/Wkshp	87	GEN/SELF
HUTCHINSON,THOMAS	DALLAS, TX	Conf/Semnr/Wkshp	88	GEN/SELF
HUTCHINSON,THOMAS	PTE/DALLAS, TX	Conf/Semnr/Wkshp	326	GEN/SELF
HUTCHINSON,THOMAS	DALLAS, TX	Conf/Semnr/Wkshp	738	GEN/SELF
ILGUNAS,TIMOTHY	ORLANDO, FL	Conf/Semnr/Wkshp	101	GEN/SELF
ILGUNAS,TIMOTHY	ORLANDO, FL	Conf/Semnr/Wkshp	140	GEN/SELF
ILGUNAS,TIMOTHY	ORLANDO, FL	Conf/Semnr/Wkshp	183	GEN/SELF
ILGUNAS,TIMOTHY	PTE/ ORLANDO, FL	Conf/Semnr/Wkshp	250	GEN/SELF
INMAN,JOYCE O	NEW ORLEANS, LA	Research and Teaching	38	GEN/SELF

**OUT-OF-STATE TRAVEL
FISCAL YEAR 2017**

University of Southern Mississippi (268-00)

Name of Agency

Note: All expenditures recorded on this form must be totaled and said total must agree with the out-of-state travel amount indicated for FY 2015 on Form Mbr-1, line 1.A.2.b.

Employee's Name	Destination	Purpose	Travel Cost	Funding Source
INMAN,JOYCE O	NEW ORLEANS, LA	Research and Teaching	38	GEN/SELF
INMAN,JOYCE O	NEW ORLEANS, LA	Research and Teaching	56	GEN/SELF
INMAN,JOYCE O	NEW ORLEANS, LA	Research and Teaching	56	GEN/SELF
INMAN,JOYCE O	NEW ORLEANS, LA	Conf/Semnr/Wkshp	125	GEN/SELF
INMAN,JOYCE O	NEW ORLEANS, LA	Conf/Semnr/Wkshp	125	GEN/SELF
INMAN,JOYCE O	NEW ORLEANS, LA	Research and Teaching	1,026	GEN/SELF
INMAN,JOYCE O	NEW ORLEANS, LA	Conf/Semnr/Wkshp	1,026	GEN/SELF
JACKSON,HOMER EDWIN	GREENVILLE, SC	Conf/Semnr/Wkshp	90	GEN/SELF
JACKSON,HOMER EDWIN	GREENVILLE, SC	Conf/Semnr/Wkshp	102	GEN/SELF
JACKSON,HOMER EDWIN	GREENVILLE, SC	Conf/Semnr/Wkshp	282	GEN/SELF
JACKSON,STEVEN R	ATLANTA, GA	Conf/Semnr/Wkshp	60	GEN/SELF
JACKSON,STEVEN R	ATLANTA, GA	Conf/Semnr/Wkshp	410	GEN/SELF
JACKSON,STEVEN R	ATLANTA, GA	Conf/Semnr/Wkshp	454	GEN/SELF
JACKSON,STEVEN R	ATLANTA, GA	Conf/Semnr/Wkshp	794	GEN/SELF
JACOBS,DANIEL	ORLANDO, FL	Conf/Semnr/Wkshp	91	GEN/SELF
JAKACKI,	BALTIMORE, MD	Conf/Semnr/Wkshp	14	GEN/SELF
JAKACKI,	BALTIMORE, MD	Conf/Semnr/Wkshp	105	GEN/SELF
JAKACKI,	BALTIMORE, MD	Conf/Semnr/Wkshp	313	GEN/SELF
JAKACKI,	BALTIMORE, MD	Conf/Semnr/Wkshp	500	GEN/SELF
JAMES DICKENS	PORTLAND, OR	CONFERENCE/ WORKSHOP	275	GEN/SELF
JAMES,JESSICA SHANNA	NEW YORK, NY	Conf/Semnr/Wkshp	200	GEN/SELF
JAWOR,JODIE	WEST PALM BEACH, FL	Conf/Semnr/Wkshp	484	GEN/SELF
JAY DEAN	NATCHEZ, MS	VAN RENTAL - ENTERPRISE	100	GEN/SELF
JEFF LEFFLER	DALLAS,TX	CONFERENCE/ WORKSHOP	460	GEN/SELF
JENKINS,CHERYL D	TAMPA, FL	Conf/Semnr/Wkshp	168	GEN/SELF
JENKINS,CHERYL D	TAMPA, FL	Conf/Semnr/Wkshp	182	GEN/SELF
JENKINS,CHERYL D	TAMPA, FL	Conf/Semnr/Wkshp	200	GEN/SELF
JENKINS,CHERYL D	TAMPA, FL	Conf/Semnr/Wkshp	312	GEN/SELF
JENNIFER WILSON	NASHVILLE, TN	CONFERENCE/ WORKSHOP	775	GEN/SELF
JHALISA CARTER	LINTHICUM, MD	CONFERENCE/ WORKSHOP	425	GEN/SELF
JIMMY KEYS	LINTHICUM, MD	CONFERENCE/ WORKSHOP	425	GEN/SELF
JOHN GUNN	BATON ROUGE, LA	TRAINING	782	GEN/SELF

**OUT-OF-STATE TRAVEL
FISCAL YEAR 2017**

University of Southern Mississippi (268-00)

Name of Agency

Note: All expenditures recorded on this form must be totaled and said total must agree with the out-of-state travel amount indicated for FY 2015 on Form Mbr-1, line 1.A.2.b.

Employee's Name	Destination	Purpose	Travel Cost	Funding Source
JOHNSON,JESSE G	ROCK HILL, SC	Conf/Semnr/Wkshp	37	GEN/SELF
JOHNSTON, ASHLEY	CHICAGO, IL	CONFERENCE/WORKSHOP	232	GEN/SELF
JOHNSTON, ASHLEY	CHICAGO, IL	CONFERENCE/WORKSHOP	3,138	GEN/SELF
JOHNSTON,ASHLEY	HOUSTON, TX	Conf/Semnr/Wkshp	120	GEN/SELF
JOHNSTON,ASHLEY	HOUSTON, TX	Conf/Semnr/Wkshp	137	GEN/SELF
JOHNSTON,ASHLEY	HOUSTON, TX	Conf/Semnr/Wkshp	140	GEN/SELF
JOHNSTON,ASHLEY	CHICAGO, IL	Conf/Semnr/Wkshp	204	GEN/SELF
JOHNSTON,ASHLEY	PTE/ HOUSTON, TX	Recruitment	232	GEN/SELF
JOHNSTON,ASHLEY	HOUSTON, TX	Conf/Semnr/Wkshp	336	GEN/SELF
JOHNSTON,ASHLEY	CHICAGO, IL	Conf/Semnr/Wkshp	975	GEN/SELF
JONES,ROSE MARIE BRUNER	KNOXVILLE, TN	Conf/Semnr/Wkshp	100	GEN/SELF
JONES,ROSE MARIE BRUNER	KNOXVILLE, TN	Conf/Semnr/Wkshp	100	GEN/SELF
JONES,ROSE MARIE BRUNER	KNOXVILLE, TN	Conf/Semnr/Wkshp	418	GEN/SELF
JORDAN,APRIL D	NASHVILLE, TN	Conf/Semnr/Wkshp	92	GEN/SELF
JORDAN,APRIL D	NASHVILLE, TN	Conf/Semnr/Wkshp	499	GEN/SELF
JORDAN,APRIL D	NASHVILLE, TN	Conf/Semnr/Wkshp	1,105	GEN/SELF
JOSH CRUMWELL, JESSE JOHNSON	SOUTH CAROLINA	RENTAL CAR - ENTERPRISE	101	GEN/SELF
JOSHEPH GREEN	TUSCALOOSA, AL	CONFERENCE/ WORKSHOP	75	GEN/SELF
JOSLYN CARTLIDGE	NEW ORLEANS, LA	CONFERENCE/ WORKSHOP	(195)	GEN/SELF
JOSLYN CARTLIDGE	NEW ORLEANS, LA	CONFERENCE/ WORKSHOP	195	GEN/SELF
JOYCE INMAN	NEW ORLEANS, LA	VAN RENTAL - ENTERPRISE	106	GEN/SELF
JT TISDALE	LAUREL, MS	VAN RENTAL - ENTERPRISE	99	GEN/SELF
JT TISDALE	LAUREL, MS	VAN RENTAL - ENTERPRISE	99	GEN/SELF
JT TISDALE	MOBILE, AL	VAN RENTAL - ENTERPRISE	106	GEN/SELF
JULIE HOWDESHELL	HOUSTON, TX	ANNUAL MEETING	(500)	GEN/SELF
JULIE HOWDESHELL	HOUSTON, TX	CONFERENCE/ WORKSHOP	620	GEN/SELF
JULIE HOWDESHELL	CHARLOTTE, NC	CONFERENCE/ WORKSHOP	5,000	GEN/SELF
KAREN ALISA LOWERY	SAN DIEGO, CA	CONFERENCE/ WORKSHOP	450	GEN/SELF
KATHERINE NUGENT	PARTIAL REFUND	CONFERENCE/ WORKSHOP	(249)	GEN/SELF
KATHERINE NUGENT	WASHINGTON, DC	CONFERENCE/ WORKSHOP	399	GEN/SELF

**OUT-OF-STATE TRAVEL
FISCAL YEAR 2017**

University of Southern Mississippi (268-00)

Name of Agency

Note: All expenditures recorded on this form must be totaled and said total must agree with the out-of-state travel amount indicated for FY 2015 on Form Mbr-1, line 1.A.2.b.

Employee's Name	Destination	Purpose	Travel Cost	Funding Source
KATHRYN LOWERY	NASHVILLE, TN	SACS ANNUAL MEETING	620	GEN/SELF
KAYCEE EVERLEDGE	NASHVILLE, TN	CONFERENCE/ WORKSHOP	775	GEN/SELF
KEITH HILL, TINA WHITE	COLUMBIA, MD	TRAINING	3,900	GEN/SELF
KEITH SYLVESTER	LA & TX	RENTAL CAR - ENTERPRISE	374	GEN/SELF
KEITH, SYLVESTER	HATTIESBURG, MS	RENTAL CAR - ENTERPRISE	102	GEN/SELF
KEITH, DAVID	TAMPA, FL	Conf/Semnr/Wkshp	300	GEN/SELF
KELLY, GARY WAYNE	SANDESTIN, FL	Conf/Semnr/Wkshp	6	GEN/SELF
KELLY, GARY WAYNE	SANDESTIN, FL	Conf/Semnr/Wkshp	250	GEN/SELF
KELLY, GARY WAYNE	SANDESTIN, FL	Conf/Semnr/Wkshp	267	GEN/SELF
KELLY, HANNAH	CHICAGO, IL	Conf/Semnr/Wkshp	280	GEN/SELF
KENNEDY, SHERYL M	PHILADELPHIA, PA	Business Meeting	300	GEN/SELF
KEVIN BRYANT	TAMPA, FL	RENTAL CAR / U-SAVE	348	GEN/SELF
Keyes, Rusty	Baltimore, MD	Conference	(729)	GEN/SELF
Keyes, Rusty	Baltimore, MD	Conference	(560)	GEN/SELF
Keyes, Rusty	Baltimore, MD	Conference	(123)	GEN/SELF
KEYES, RUSTY	BALTIMORE, MD	Conf/Semnr/Wkshp	98	GEN/SELF
KEYES, RUSTY	BALTIMORE, MD	Conf/Semnr/Wkshp	560	GEN/SELF
KEYES, RUSTY	BALTIMORE, MD	Conf/Semnr/Wkshp	729	GEN/SELF
KILLAM, KATHLEEN	PHILADELPHIA, MS	Conf/Semnr/Wkshp	140	GEN/SELF
KILLAM, KATHLEEN	PHILADELPHIA, MS	Conf/Semnr/Wkshp	219	GEN/SELF
Kim, Min Sung	Nat.Harbor, MD	Conference	40	GEN/SELF
Kim, Min Sung	Nat.Harbor, MD	Conference	50	GEN/SELF
Kim, Min Sung	Nat.Harbor, MD	Conference	437	GEN/SELF
Kim, Min Sung	Nat.Harbor, MD	Conference	724	GEN/SELF
KIM, SUNGSOO	HENDERSONVILLE, TN	Conf/Semnr/Wkshp	30	GEN/SELF
KIM, SUNGSOO	HENDERSONVILLE, TN	Conf/Semnr/Wkshp	355	GEN/SELF
KIM, SUNGSOO	HENDERSONVILLE, TN	Conf/Semnr/Wkshp	505	GEN/SELF
KING, MICHAEL	BOSTON, MA	Conf/Semnr/Wkshp	81	GEN/SELF
KING, MICHAEL	BOSTON, MA	Conf/Semnr/Wkshp	132	GEN/SELF
KING, MICHAEL	PTE/BOSTON, MA	Conf/Semnr/Wkshp	485	GEN/SELF
KING, MICHAEL	PTE/BOSTON, MA	Conf/Semnr/Wkshp	605	GEN/SELF
KING, MICHAEL	BOSTON, MA	Conf/Semnr/Wkshp	976	GEN/SELF

**OUT-OF-STATE TRAVEL
FISCAL YEAR 2017**

University of Southern Mississippi (268-00)

Name of Agency

Note: All expenditures recorded on this form must be totaled and said total must agree with the out-of-state travel amount indicated for FY 2015 on Form Mbr-1, line 1.A.2.b.

Employee's Name	Destination	Purpose	Travel Cost	Funding Source
KITTRELL,STAN	FT.WALTON BCH, FL	Other	801	GEN/SELF
KNAUS,KIERSTAN	DALLAS, TX	Recruitment	50	GEN/SELF
KNAUS,KIERSTAN	DALLAS, TX	Recruitment	104	GEN/SELF
KNAUS,KIERSTAN	DALLAS, TX	Recruitment	111	GEN/SELF
KNAUS,KIERSTAN	PTE/DALLAS, TX	Recruitment	135	GEN/SELF
KNAUS,KIERSTAN	DALLAS, TX	Recruitment	269	GEN/SELF
KNAUS,KIERSTAN	PTE/ DALLAS, TX	Recruitment	333	GEN/SELF
KNAUS,KIERSTAN	DALLAS, TX	Recruitment	856	GEN/SELF
KNAUS,KIERSTAN	DALLAS, TX	Recruitment	907	GEN/SELF
KNIGHT COACH INC	MURRAY, KY	Performance	3,720	GEN/SELF
KNIGHT,CHARLES J	NASHVILLE, TN	Conf/Semnr/Wkshp	69	GEN/SELF
KNIGHT,CHARLES J	NASHVILLE, TN	Conf/Semnr/Wkshp	482	GEN/SELF
KNIGHT,CHARLES J	NASHVILLE, TN	Conf/Semnr/Wkshp	803	GEN/SELF
KUCZAJ II,STANLEY A	MELBOURNE, FL	Conf/Semnr/Wkshp	9	GEN/SELF
KUCZAJ II,STANLEY A	MELBOURNE, FL	Conf/Semnr/Wkshp	75	GEN/SELF
KUCZAJ II,STANLEY A	MELBOURNE, FL	Conf/Semnr/Wkshp	348	GEN/SELF
KUCZAJ II,STANLEY A	MELBOURNE, FL	Conf/Semnr/Wkshp	500	GEN/SELF
KUCZAJ II,STANLEY A	KEY LARGO, FL	Research and Teaching	1,960	GEN/SELF
KUCZAJ II,STANLEY A	PTE/KEY LARGO, FL	Other	3,652	GEN/SELF
KUEHN,KEVIN	MILWAUKEE, WI	Conf/Semnr/Wkshp	900	GEN/SELF
KYLE NIXON	MURRAY, KY	CONFERENCE/ WORKSHOP	115	GEN/SELF
KYRIAKOUCDES,LOUIS	ATLANTA, GA	RENTAL CAR - ENTERPRISE	102	GEN/SELF
LA BEAUD, ELIZABETH	PITTSBURG, PA	CONFERENCE/WORKSHOP	445	GEN/SELF
LA BEAUD,ELIZABETH	TUCSON, AZ	Other	26	GEN/SELF
LA BEAUD,ELIZABETH	TUCSON, AZ	Other	147	GEN/SELF
LA BEAUD,ELIZABETH	TUCSON, AZ	Other	203	GEN/SELF
LA BEAUD,ELIZABETH	TUCSON, AZ	Other	648	GEN/SELF
LAATSCH,FRANCIS E	NASHVILLE, TN	Conf/Semnr/Wkshp	300	GEN/SELF
LAATSCH,FRANCIS E	NASHVILLE, TN	Conf/Semnr/Wkshp	463	GEN/SELF
LAATSCH,FRANCIS E	NASHVILLE, TN	Conf/Semnr/Wkshp	486	GEN/SELF
LABAT,MYRON B	NEW ORLEANS, LA	Business Meeting	66	GEN/SELF
LABEAUD, ELIZABETH	WASHINGTON, DC	CONFERENCE/ WORKSHOP	(199)	GEN/SELF

**OUT-OF-STATE TRAVEL
FISCAL YEAR 2017**

University of Southern Mississippi (268-00)

Name of Agency

Note: All expenditures recorded on this form must be totaled and said total must agree with the out-of-state travel amount indicated for FY 2015 on Form Mbr-1, line 1.A.2.b.

Employee's Name	Destination	Purpose	Travel Cost	Funding Source
LABROT,ZACHARY	ORLANDO, FL	Conf/Semnr/Wkshp	200	GEN/SELF
LAKELYN TAYLOR	FREDRICKSBURG, VA	CONFERENCE/ WORKSHOP	100	GEN/SELF
LAKELYN TAYLOR	FREDRICKSBURG, VA	CONFERENCE/ WORKSHOP	100	GEN/SELF
LAMB,JENNIFER	CHATTANOOGA, TN	Conf/Semnr/Wkshp	22	GEN/SELF
LAMB,JENNIFER	CHATTANOOGA, TN	Conf/Semnr/Wkshp	180	GEN/SELF
LAMB,JENNIFER	CHATTANOOGA, TN	Conf/Semnr/Wkshp	396	GEN/SELF
LAMBERS,JAMES VINCENT	IRVINE,CA;SAN ANTONIO,TX	Conf/Semnr/Wkshp	61	GEN/SELF
LAMBERS,JAMES VINCENT	GREENSBORO, NC	Conf/Semnr/Wkshp	268	GEN/SELF
LAMBERS,JAMES VINCENT	SALT LAKE CITY, UT	Conf/Semnr/Wkshp	315	GEN/SELF
LAMBERS,JAMES VINCENT	IRVINE,CA;SAN ANTONIO,TX	Conf/Semnr/Wkshp	327	GEN/SELF
LAMBERS,JAMES VINCENT	SALT LAKE CITY, UT	Conf/Semnr/Wkshp	399	GEN/SELF
LAMBERS,JAMES VINCENT	GREENSBORO, NC	Conf/Semnr/Wkshp	474	GEN/SELF
LAMBERS,JAMES VINCENT	IRVINE,CA;SAN ANTONIO,TX	Conf/Semnr/Wkshp	503	GEN/SELF
LAMBERS,JAMES VINCENT	SALT LAKE CITY, UT	Conf/Semnr/Wkshp	520	GEN/SELF
LAMBERS,JAMES VINCENT	IRVINE,CA;SAN ANTONIO,TX	Conf/Semnr/Wkshp	524	GEN/SELF
Landen, Marcia	San Diego, CA	Conference	(725)	GEN/SELF
LANDEN, MARCIA	SAN DIEGO, CA	CONFERENCE/ WORKSHOP	725	GEN/SELF
Landen, Thompson	Nashville, TN	Conference	(2,755)	GEN/SELF
LANDEN,MARCIA	ORLANDO, FL	Conf/Semnr/Wkshp	14	GEN/SELF
LANDEN,MARCIA	ORLANDO, FL	Conf/Semnr/Wkshp	67	GEN/SELF
LANDEN,MARCIA	ORLANDO, FL	Conf/Semnr/Wkshp	723	GEN/SELF
LONDON CARMEAN, SUSAN SCOTT	BIRMINGHAM, AL	CONFERENCE/ WORKSHOP	1,445	GEN/SELF
LaPierre, Brian	San Antonio, TX	Conference	238	GEN/SELF
LaPierre, Brian	San Antonio, TX	Conference	381	GEN/SELF
LaPierre, Brian	San Antonio, TX	Conference	973	GEN/SELF
LASSABE,LAUREN	MACON, GA	Conf/Semnr/Wkshp	113	GEN/SELF
LATONYA FRELIX	TUSCALOOSA, AL	CONFERENCE/ WORKSHOP	75	GEN/SELF
LAVENDER JR,JAMES MICHAEL	OXFORD, MS	Conf/Semnr/Wkshp	168	GEN/SELF

**OUT-OF-STATE TRAVEL
FISCAL YEAR 2017**

University of Southern Mississippi (268-00)

Name of Agency

Note: All expenditures recorded on this form must be totaled and said total must agree with the out-of-state travel amount indicated for FY 2015 on Form Mbr-1, line 1.A.2.b.

Employee's Name	Destination	Purpose	Travel Cost	Funding Source
LAVENDER JR,JAMES MICHAEL	PTE/LAS VEGAS, NV	Conf/Semnr/Wkshp	645	GEN/SELF
LAWRENCE,NICOLE	ATLANTA, GA	Conf/Semnr/Wkshp	114	GEN/SELF
LAWRENCE,NICOLE	ATLANTA, GA	Conf/Semnr/Wkshp	649	GEN/SELF
LEACH,MARIA	ASHEVILLE, NC	Business Meeting	275	GEN/SELF
LEACH,MARIA	ASHEVILLE, NC	Business Meeting	677	GEN/SELF
LEACH,MARIA	ASHEVILLE, NC	Business Meeting	813	GEN/SELF
LEE,JOOHEE	NEW ORLEANS, LA	Conf/Semnr/Wkshp	18	GEN/SELF
LEE,JOOHEE	NEW ORLEANS, LA	Conf/Semnr/Wkshp	134	GEN/SELF
LEE,JOOHEE	NEW ORLEANS, LA	Conf/Semnr/Wkshp	365	GEN/SELF
LEFFLER,JEFFREY	LITTLE ROCK, AR	Business Meeting	462	GEN/SELF
LEMUEL BOYER	MOBILE, AL	CONFERENCE/ WORKSHOP	195	GEN/SELF
LENTZ,ELIZABETH	CLARKSVILLE, TN	Conf/Semnr/Wkshp	320	GEN/SELF
LEONI,DENNIS PAZ	BATON ROUGE, LA	Other	189	GEN/SELF
LESLEY SANDERS- WOODS	DENVER, CO	RENTAL CAR - ENTERPRISE	(37)	GEN/SELF
LESLEY SANDERS- WOODS	DENVER, CO	RENTAL CAR - ENTERPRISE	321	GEN/SELF
LESTER,KELLY FERRIS	PTE/TENNESSEE	Conf/Semnr/Wkshp	75	GEN/SELF
LESTER,KELLY FERRIS	CLARKSVILLE, TN	Conf/Semnr/Wkshp	290	GEN/SELF
LESTER,KELLY FERRIS	PTE/ CHARLOTTE, NC	Conf/Semnr/Wkshp	398	GEN/SELF
LESTER,KELLY FERRIS	CLARKSVILLE, TN	Conf/Semnr/Wkshp	525	GEN/SELF
LESTER,KELLY FERRIS	CHARLOTTE, NC	Conf/Semnr/Wkshp	734	GEN/SELF
LEVENS,KENDELL	MOBILE, FAIRHOPE, AL	Recruitment	3	GEN/SELF
LEVENS,KENDELL	MOBILE, AL	Recruitment	15	GEN/SELF
LEVENS,KENDELL	BIRMINGHAM, AL	Business Meeting	18	GEN/SELF
LEVENS,KENDELL	HUNTSVILLE, AL	Recruitment	30	GEN/SELF
LEVENS,KENDELL	SAN ANTONIO, TX	Recruitment	50	GEN/SELF
LEVENS,KENDELL	HOUSTON, TX	Conf/Semnr/Wkshp	51	GEN/SELF
LEVENS,KENDELL	SATSUMA, AL	Recruitment	67	GEN/SELF
LEVENS,KENDELL	MOBILE, AL	Business Meeting	82	GEN/SELF
LEVENS,KENDELL	GULFPORT,MS;THEODORE .AL	Business Meeting	94	GEN/SELF
LEVENS,KENDELL	GULF BREEZE, FL	Recruitment	95	GEN/SELF

**OUT-OF-STATE TRAVEL
FISCAL YEAR 2017**

University of Southern Mississippi (268-00)

Name of Agency

Note: All expenditures recorded on this form must be totaled and said total must agree with the out-of-state travel amount indicated for FY 2015 on Form Mbr-1, line 1.A.2.b.

Employee's Name	Destination	Purpose	Travel Cost	Funding Source
LEVENS,KENDELL	MOBILE, FAIRHOPE, AL	Recruitment	123	GEN/SELF
LEVENS,KENDELL	GULF BREEZE, FL, MOBILE,AL	Recruitment	126	GEN/SELF
LEVENS,KENDELL	HUNTSVILLE, AL	Recruitment	126	GEN/SELF
LEVENS,KENDELL	HOUSTON, TX	Conf/Semnr/Wkshp	148	GEN/SELF
LEVENS,KENDELL	MOBILE, AL	Business Meeting	152	GEN/SELF
LEVENS,KENDELL	MOBILE, AL	Conf/Semnr/Wkshp	164	GEN/SELF
LEVENS,KENDELL	MOBILE, AL	Recruitment	164	GEN/SELF
LEVENS,KENDELL	MOBILE, AL	Recruitment	164	GEN/SELF
LEVENS,KENDELL	MOBILE, AL	Business Meeting	199	GEN/SELF
LEVENS,KENDELL	MOBILE, FAIRHOPE, AL	Recruitment	212	GEN/SELF
LEVENS,KENDELL	GULF BREEZE, FL, MOBILE,AL	Recruitment	213	GEN/SELF
LEVENS,KENDELL	MOBILE, AL;FT WALTON, FL	Recruitment	216	GEN/SELF
LEVENS,KENDELL	MOBILE,AL;PENSACOLA,F L	Business Meeting	239	GEN/SELF
LEVENS,KENDELL	MOBILE, AL	Recruitment	244	GEN/SELF
LEVENS,KENDELL	HOUSTON, TX	Conf/Semnr/Wkshp	250	GEN/SELF
LEVENS,KENDELL	HOUSTON, TX	Conf/Semnr/Wkshp	256	GEN/SELF
LEVENS,KENDELL	MOBILE, AL	Recruitment	280	GEN/SELF
LEVENS,KENDELL	BIRMINGHAM, AL	Conf/Semnr/Wkshp	316	GEN/SELF
LEVENS,KENDELL	SAN ANTONIO, TX	Recruitment	316	GEN/SELF
LEVENS,KENDELL	THEODORE, AL	Recruitment	325	GEN/SELF
LEVENS,KENDELL	PENSACOLA,FL;MOBILE, AL	Recruitment	328	GEN/SELF
LEVENS,KENDELL	MOBILE, FAIRHOPE, AL	Recruitment	377	GEN/SELF
LEVENS,KENDELL	MOBILE, AL	Business Meeting	378	GEN/SELF
LEVENS,KENDELL	PENSACOLA,FL;MOBILE, AL	Recruitment	396	GEN/SELF
LEVENS,KENDELL	MOBILE, AL	Business Meeting	425	GEN/SELF
LEVENS,KENDELL	MOBILE, AL	Conf/Semnr/Wkshp	464	GEN/SELF
LEVENS,KENDELL	BIRMINGHAM, AL	Conf/Semnr/Wkshp	474	GEN/SELF
LEVENS,KENDELL	MOBILE, AL	Recruitment	481	GEN/SELF
LEVENS,KENDELL	SAN ANTONIO, TX	Recruitment	481	GEN/SELF
LEVENS,KENDELL	HUNTSVILLE, AL	Recruitment	519	GEN/SELF

**OUT-OF-STATE TRAVEL
FISCAL YEAR 2017**

University of Southern Mississippi (268-00)

Name of Agency

Note: All expenditures recorded on this form must be totaled and said total must agree with the out-of-state travel amount indicated for FY 2015 on Form Mbr-1, line 1.A.2.b.

Employee's Name	Destination	Purpose	Travel Cost	Funding Source
LEVENS,KENDELL	HOUSTON, TX	Conf/Semnr/Wkshp	592	GEN/SELF
LEVENS,KENDELL	MOBILE,AL;PENSACOLA,FL	Conf/Semnr/Wkshp	717	GEN/SELF
LEVENS,KENDELL	MOBILE, AL	Business Meeting	904	GEN/SELF
LEWIS, HALEY	CHICAGO, IL	CONFERENCE/WORKSHOP	232	GEN/SELF
LEWIS,HALEY	CHICAGO, IL	Conf/Semnr/Wkshp	50	GEN/SELF
LEWIS,HALEY	ORLANDO, FL	Conf/Semnr/Wkshp	56	GEN/SELF
LEWIS,HALEY	ORLANDO, FL	Conf/Semnr/Wkshp	137	GEN/SELF
LEWIS,HALEY	PTE/ORLANDO, FL	Conf/Semnr/Wkshp	332	GEN/SELF
LEWIS,HALEY	PTE/ORLANDO, FL	Conf/Semnr/Wkshp	340	GEN/SELF
LEWIS,HALEY	ORLANDO, FL	Conf/Semnr/Wkshp	932	GEN/SELF
LEWIS,HALEY	CHICAGO, IL	Conf/Semnr/Wkshp	975	GEN/SELF
LEWIS,WILLIAM B	PTE/ESTES PARK, CO	Conf/Semnr/Wkshp	375	GEN/SELF
LIMA,CELSO	SALT LAKE CITY, UT	Research and Teaching	75	GEN/SELF
LIMA,CELSO	SALT LAKE CITY, UT	Research and Teaching	110	GEN/SELF
LIMA,CELSO	SALT LAKE CITY, UT	Research and Teaching	210	GEN/SELF
LIMA,CELSO	SALT LAKE CITY, UT	Research and Teaching	514	GEN/SELF
LIMA,CELSO	SALT LAKE CITY, UT	Research and Teaching	631	GEN/SELF
LIN,CHIN-NU	NEWBERN, AL	Business Meeting	24	GEN/SELF
LIN,CHIN-NU	NEW ORLEANS, LA	Conf/Semnr/Wkshp	75	GEN/SELF
LIN,CHIN-NU	NEW ORLEANS, LA	Conf/Semnr/Wkshp	85	GEN/SELF
LIN,CHIN-NU	NEW ORLEANS, LA	Conf/Semnr/Wkshp	85	GEN/SELF
LIN,CHIN-NU	NEW ORLEANS, LA	Conf/Semnr/Wkshp	94	GEN/SELF
LIN,CHIN-NU	TAMPA, FL	Conf/Semnr/Wkshp	132	GEN/SELF
LIN,CHIN-NU	NEW ORLEANS, LA	Conf/Semnr/Wkshp	174	GEN/SELF
LIN,CHIN-NU	NEW ORLEANS, LA	Conf/Semnr/Wkshp	175	GEN/SELF
LIN,CHIN-NU	TAMPA, FL	Conf/Semnr/Wkshp	393	GEN/SELF
LIN,CHIN-NU	TAMPA, FL	Conf/Semnr/Wkshp	435	GEN/SELF
LIN,CHIN-NU	NEW ORLEANS, LA	Conf/Semnr/Wkshp	593	GEN/SELF
LIN,CHIN-NU	TAMPA, FL	Conf/Semnr/Wkshp	1,217	GEN/SELF
LINDEN,PAUL	NASHVILLE, TN	Business Meeting	35	GEN/SELF
LINDEN,PAUL	NASHVILLE, TN	Business Meeting	38	GEN/SELF

**OUT-OF-STATE TRAVEL
FISCAL YEAR 2017**

University of Southern Mississippi (268-00)

Name of Agency

Note: All expenditures recorded on this form must be totaled and said total must agree with the out-of-state travel amount indicated for FY 2015 on Form Mbr-1, line 1.A.2.b.

Employee's Name	Destination	Purpose	Travel Cost	Funding Source
LINDEN,PAUL	AUSTIN, TX	Conf/Semnr/Wkshp	71	GEN/SELF
LINDEN,PAUL	AUSTIN, TX	Conf/Semnr/Wkshp	75	GEN/SELF
LINDEN,PAUL	PTE/ NASHVILLE, TN	Business Meeting	302	GEN/SELF
LINDEN,PAUL	NASHVILLE, TN	Business Meeting	503	GEN/SELF
LINDEN,PAUL	PTE/AUSTIN, TX	Conf/Semnr/Wkshp	530	GEN/SELF
LINDEN,PAUL	AUSTIN, TX	Conf/Semnr/Wkshp	539	GEN/SELF
LINDSEY,BRIAN	NASHVILLE, TN	Conf/Semnr/Wkshp	489	GEN/SELF
LINDSEY,BRIAN	NASHVILLE, TN	Conf/Semnr/Wkshp	956	GEN/SELF
LOCICERO,GEOFF	TUSCALOOSA, AL	Conf/Semnr/Wkshp	219	GEN/SELF
LOCICERO,GEOFF	TUSCALOOSA, AL	Conf/Semnr/Wkshp	682	GEN/SELF
LOCKE,LESLIE	NEWBERN, AL	Business Meeting	21	GEN/SELF
LOMAX,KEVIN	DALLAS, TX	Conf/Semnr/Wkshp	80	GEN/SELF
LOMAX,KEVIN	DALLAS, TX	Conf/Semnr/Wkshp	80	GEN/SELF
LOMAX,KEVIN	PTE/DALLAS, TX	Other	433	GEN/SELF
LOMAX,KEVIN	DALLAS, TX	Conf/Semnr/Wkshp	706	GEN/SELF
LOUIS KYRIAKOUCES	LAFAYETTE, LA	RENTAL CAR - ENTERPRISE	67	GEN/SELF
LOUIS KYRIAKOUCES	INDIANAPOLIS, IN	CONFERENCE/ WORKSHOP	95	GEN/SELF
LOUIS KYRIAKOUCES	MILWAUKEE, WI	RENTAL CAR - ENTERPRISE	96	GEN/SELF
LOWERY, KATHRYN	DESTIN, FL	CONFERENCE/ WORKSHOP	265	GEN/SELF
LOWERY, KATHRYN	NEW ORLEANS, LA	CONFERENCE/WORKSHOP	750	GEN/SELF
LOWERY,KATHRYN HANEY	NASHVILLE, TN	Business Meeting	8	GEN/SELF
LOWERY,KATHRYN HANEY	NEW ORLEANS, LA	Conf/Semnr/Wkshp	63	GEN/SELF
LOWERY,KATHRYN HANEY	NEW ORLEANS, LA	Conf/Semnr/Wkshp	110	GEN/SELF
LOWERY,KATHRYN HANEY	DESTIN, FL	Business Meeting	333	GEN/SELF
LOWERY,KATHRYN HANEY	DESTIN, FL	Business Meeting	676	GEN/SELF
LOWERY,KATHRYN HANEY	NEW ORLEANS, LA	Conf/Semnr/Wkshp	739	GEN/SELF
LOWERY,KATHRYN HANEY	NASHVILLE, TN	Business Meeting	761	GEN/SELF
LOWREY,KAREN ALISA	SAN DIEGO, CA	Conf/Semnr/Wkshp	118	GEN/SELF
LOWREY,KAREN ALISA	SAN DIEGO, CA	Conf/Semnr/Wkshp	141	GEN/SELF

**OUT-OF-STATE TRAVEL
FISCAL YEAR 2017**

University of Southern Mississippi (268-00)

Name of Agency

Note: All expenditures recorded on this form must be totaled and said total must agree with the out-of-state travel amount indicated for FY 2015 on Form Mbr-1, line 1.A.2.b.

Employee's Name	Destination	Purpose	Travel Cost	Funding Source
LOWREY,KAREN ALISA	SAN DIEGO, CA	Conf/Semnr/Wkshp	497	GEN/SELF
LOWREY,KAREN ALISA	SAN DIEGO, CA	Conf/Semnr/Wkshp	1,161	GEN/SELF
LUCAS,AUBREY K	NEW ORLEANS, LA	Conf/Semnr/Wkshp	45	GEN/SELF
LUCAS,AUBREY K	NEW ORLEANS, LA	Business Meeting	132	GEN/SELF
LUI,JOYCE	CHICAGO, IL	Conf/Semnr/Wkshp	29	GEN/SELF
LUI,JOYCE	CHICAGO, IL	Conf/Semnr/Wkshp	171	GEN/SELF
LUM,JOHN	ORLANDO, FL	Conf/Semnr/Wkshp	200	GEN/SELF
LUX,MARY F	SHREVEPORT, LA	Conf/Semnr/Wkshp	180	GEN/SELF
LUX,MARY F	SHREVEPORT, LA	Conf/Semnr/Wkshp	351	GEN/SELF
LUX,MARY F	SHREVEPORT, LA	Conf/Semnr/Wkshp	396	GEN/SELF
LYMON,EMILY	RALEIGH, NC	Other	184	GEN/SELF
LYN,HEIDI	INDIATLANTIC, FL	Conf/Semnr/Wkshp	500	GEN/SELF
LYNN SMITH	NEW ORLEANS, LA	CONFERENCE/ WORKSHOP	450	GEN/SELF
LYNN SMITH	LEXINGTON, KY	CONFERENCE/ WORKSHOP	545	GEN/SELF
LYNNE,SHAUNA	PTE/ORLANDO, FL	Conf/Semnr/Wkshp	200	GEN/SELF
LYNNE,SHAUNA	PTE/ORLANDO, FL	Conf/Semnr/Wkshp	200	GEN/SELF
Mack, Ashley	Lafayette, LA	Performance	(3,065)	GEN/SELF
Mack, Ashley	Lafayette, LA	Performance	(1,114)	GEN/SELF
Mack, Ashley	Lafayette, LA	Performance	(735)	GEN/SELF
Mack, Ashley	Lafayette, LA	Performance	(555)	GEN/SELF
Mack, Ashley	Lafayette, LA	Performance	(190)	GEN/SELF
Mack, Ashley	Lafayette, LA	Performance	(92)	GEN/SELF
MACK,ASHLEY	SHREVEPORT, LA	Performance	(3,068)	GEN/SELF
MACK,ASHLEY	LAFAYETTE, LA	Performance	(2,495)	GEN/SELF
MACK,ASHLEY	TALLAHASSEE, FL	Performance	(2,151)	GEN/SELF
MACK,ASHLEY	TALLAHASSEE, FL	Performance	54	GEN/SELF
MACK,ASHLEY	LAFAYETTE, LA	Performance	92	GEN/SELF
MACK,ASHLEY	TALLAHASSEE, FL	Conf/Semnr/Wkshp	99	GEN/SELF
MACK,ASHLEY	SHREVEPORT, LA	Performance	160	GEN/SELF
MACK,ASHLEY	SHREVEPORT, LA	Presentation	167	GEN/SELF
MACK,ASHLEY	CHICAGO, IL	Conf/Semnr/Wkshp	231	GEN/SELF
MACK,ASHLEY	CHICAGO, IL	Conf/Semnr/Wkshp	336	GEN/SELF

**OUT-OF-STATE TRAVEL
FISCAL YEAR 2017**

University of Southern Mississippi (268-00)

Name of Agency

Note: All expenditures recorded on this form must be totaled and said total must agree with the out-of-state travel amount indicated for FY 2015 on Form Mbr-1, line 1.A.2.b.

Employee's Name	Destination	Purpose	Travel Cost	Funding Source
MACK,ASHLEY	SHREVEPORT, LA	Performance	366	GEN/SELF
MACK,ASHLEY	TALLAHASSEE, FL	Performance	412	GEN/SELF
MACK,ASHLEY	LAFAYETTE, LA	Performance	555	GEN/SELF
MACK,ASHLEY	LAFAYETTE, LA	Performance	735	GEN/SELF
MACK,ASHLEY	SHREVEPORT, LA	Performance	995	GEN/SELF
MACK,ASHLEY	LAFAYETTE, LA	Performance	1,114	GEN/SELF
MACK,ASHLEY	SHREVEPORT, LA	Performance	1,380	GEN/SELF
MACK,ASHLEY	TALLAHASSEE, FL	Performance	1,685	GEN/SELF
MACK,ASHLEY	MARSHALL, TX	Performance	2,151	GEN/SELF
MACK,ASHLEY	LAFAYETTE, LA	Research and Teaching	3,132	GEN/SELF
MADISON,BARBARA E	ATLANTA, GA	Conf/Semnr/Wkshp	81	GEN/SELF
MADISON,BARBARA E	ATLANTA, GA	Conf/Semnr/Wkshp	435	GEN/SELF
MADISON,BARBARA E	ATLANTA, GA	Conf/Semnr/Wkshp	614	GEN/SELF
MAGEE,NICOLE	TAMPA, FL	Conf/Semnr/Wkshp	83	GEN/SELF
MAGEE,NICOLE	FREDERICKSBURG, VA	Conf/Semnr/Wkshp	100	GEN/SELF
MAGEE,NICOLE	TAMPA, FL	Conf/Semnr/Wkshp	317	GEN/SELF
Maggio, David	Nat.Harbor, MD	Conference	50	GEN/SELF
Maggio, David	Nat.Harbor, MD	Conference	61	GEN/SELF
Maggio, David	Nat.Harbor, MD	Conference	69	GEN/SELF
Maggio, David	Nat.Harbor, MD	Conference	307	GEN/SELF
Maggio, David	Nat.Harbor, MD	Conference	645	GEN/SELF
MANDRACHHIA,JON THOMAS	ATLANTA, GA	Conf/Semnr/Wkshp	500	GEN/SELF
MANGRUM,SARAH RIALS	ATLANTA, GA	Conf/Semnr/Wkshp	54	GEN/SELF
MANGRUM,SARAH RIALS	ATLANTA, GA	Conf/Semnr/Wkshp	60	GEN/SELF
MANGRUM,SARAH RIALS	PTE/ ATLANTA, GA	Conf/Semnr/Wkshp	200	GEN/SELF
MAR RIGSBY	CHARLES JONES PRINTMAKING SHOW	VAN RENTAL - ENTERPRISE	126	GEN/SELF
MARCIA LANDEN	WASHINGTON, DC	CONFERENCE/ WORKSHOP	300	GEN/SELF
MARCUS CARTER	HATTIESBURG, MS	TRAINING	1,795	GEN/SELF
MAREK STEEDMAN	GULFPORT AIRPORT	RENTAL CAR - ENTERPRISE	102	GEN/SELF
MARK FERGUSON	WASHINGTON, DC	CONFERENCE/ WORKSHOP	1,125	GEN/SELF
MARK RIGSBY	NACOGDOCHES, TX	RENTAL CAR - ENTERPRISE	189	GEN/SELF

**OUT-OF-STATE TRAVEL
FISCAL YEAR 2017**

University of Southern Mississippi (268-00)

Name of Agency

Note: All expenditures recorded on this form must be totaled and said total must agree with the out-of-state travel amount indicated for FY 2015 on Form Mbr-1, line 1.A.2.b.

Employee's Name	Destination	Purpose	Travel Cost	Funding Source
MARTIN,WILBUR JUSTIN	NEW YORK, NY	Conf/Semnr/Wkshp	98	GEN/SELF
MARTIN,WILBUR JUSTIN	PTE/ NEW YORK, NY	Conf/Semnr/Wkshp	411	GEN/SELF
MARTIN,WILBUR JUSTIN	NEW YORK, NY	Conf/Semnr/Wkshp	501	GEN/SELF
MARTIN,WILBUR JUSTIN	DENVER, CO	Conf/Semnr/Wkshp	784	GEN/SELF
Martinez, A.	Indianapolis, IN	Conference	125	GEN/SELF
MASTERSON,DOUGLAS	LAFAYETTE, LA	Business Meeting	256	GEN/SELF
MASTERSON,DOUGLAS	PTE/ CHARLOTTE, NC	Conf/Semnr/Wkshp	333	GEN/SELF
MASTERSON,DOUGLAS	CHARLOTTE, NC	Conf/Semnr/Wkshp	734	GEN/SELF
MATHIS,PAULA RENEE	NEW ORLEANS, LA	Performance	40	GEN/SELF
MATHIS,PAULA RENEE	DENVER, CO	Conf/Semnr/Wkshp	69	GEN/SELF
MATHIS,PAULA RENEE	NEW ORLEANS, LA	Performance	80	GEN/SELF
MATHIS,PAULA RENEE	DENVER, CO	Conf/Semnr/Wkshp	198	GEN/SELF
MATINEZ,ANTHONY	ORLANDO, FL	Conf/Semnr/Wkshp	128	GEN/SELF
MATINEZ,ANTHONY	INDIANAPOLIS, IN	Conf/Semnr/Wkshp	164	GEN/SELF
MAUGH,CASEY	CHICAGO, IL	Conf/Semnr/Wkshp	16	GEN/SELF
MAUGH,CASEY	CHICAGO, IL	Conf/Semnr/Wkshp	34	GEN/SELF
MAUGH,CASEY	CHICAGO, IL	Conf/Semnr/Wkshp	150	GEN/SELF
MAY,JEFFERY	NASHVILLE, TN	Conf/Semnr/Wkshp	69	GEN/SELF
MAY,JEFFERY	NASHVILLE, TN	Conf/Semnr/Wkshp	226	GEN/SELF
MAY,JEFFERY	PTE/ NASHVILLE, TN	Conf/Semnr/Wkshp	775	GEN/SELF
MAY,JEFFERY	NASHVILLE, TN	Conf/Semnr/Wkshp	861	GEN/SELF
MCALPHIN, JOSH	ORLANDO, FL	CONFERENCE/ WORKSHOP	1,435	GEN/SELF
MCALPIN,RICKEY	ORLANDO, FL	Conf/Semnr/Wkshp	1,117	GEN/SELF
MCBRIDE,ALLAN B	WASHINGTON, DC	Research and Teaching	56	GEN/SELF
MCBRIDE,ALLAN B	WASHINGTON, DC	Research and Teaching	125	GEN/SELF
MCBRIDE,ALLAN B	WASHINGTON, DC	Research and Teaching	168	GEN/SELF
MCCRINK-BURCHAM,TARA P	NEW ORLEANS, LA	Conf/Semnr/Wkshp	114	GEN/SELF
MCCRINK-BURCHAM,TARA P	NEW ORLEANS, LA	Conf/Semnr/Wkshp	125	GEN/SELF
MCCRINK-BURCHAM,TARA P	NEW ORLEANS, LA	Conf/Semnr/Wkshp	706	GEN/SELF
MCGEE,MELANDIE	CHICAGO, IL	Business Meeting	200	GEN/SELF
MCGOWAN,ANGELA	TAMPA, FL	Conf/Semnr/Wkshp	27	GEN/SELF

**OUT-OF-STATE TRAVEL
FISCAL YEAR 2017**

University of Southern Mississippi (268-00)

Name of Agency

Note: All expenditures recorded on this form must be totaled and said total must agree with the out-of-state travel amount indicated for FY 2015 on Form Mbr-1, line 1.A.2.b.

Employee's Name	Destination	Purpose	Travel Cost	Funding Source
MCGOWAN,ANGELA	CHICAGO, IL	Conf/Semnr/Wkshp	100	GEN/SELF
MCGOWAN,ANGELA	TAMPA, FL	Conf/Semnr/Wkshp	373	GEN/SELF
McGriff, Callen	Nat.Harbor, MD	Conference	10	GEN/SELF
McGriff, Callen	Nat.Harbor, MD	Conference	39	GEN/SELF
McGriff, Callen	Nat.Harbor, MD	Conference	1,256	GEN/SELF
McHugh, Christopher	Maryland	Conference	50	GEN/SELF
McHugh, Christopher	Nat.Harbor, MD	Conference	54	GEN/SELF
McHugh, Christopher	Maryland	Conference	508	GEN/SELF
McHugh, Christopher	Nat.Harbor, MD	Conference	737	GEN/SELF
McHugh, Christopher	Nat.Harbor, MD	Conference	1,194	GEN/SELF
MCHUGH,MELISSA	ORLANDO, FL	Conf/Semnr/Wkshp	200	GEN/SELF
MCLAURIN,MYRNA	NEW ORLEANS, LA	Conf/Semnr/Wkshp	17	GEN/SELF
MCLAURIN,MYRNA	NEW ORLEANS, LA	Conf/Semnr/Wkshp	32	GEN/SELF
MCLEMORE,CHANDLER	ORLANDO, FL	Conf/Semnr/Wkshp	200	GEN/SELF
MCMINN,HALEY	PORTLAND, OR	Conf/Semnr/Wkshp	71	GEN/SELF
MCMINN,HALEY	PORTLAND, OR	Conf/Semnr/Wkshp	104	GEN/SELF
MCMINN,HALEY	PTE/ PORTLAND, OR	Conf/Semnr/Wkshp	710	GEN/SELF
MCMINN,HALEY	PORTLAND, OR	Conf/Semnr/Wkshp	971	GEN/SELF
MCNAIR,DANIEL	CHATTANOOGA, TN	Conf/Semnr/Wkshp	150	GEN/SELF
MCNAIR,DANIEL	CHATTANOOGA, TN	Conf/Semnr/Wkshp	159	GEN/SELF
MCNAIR,DELORES	PENSACOLA, FL	Business Meeting	51	GEN/SELF
MCNEIL,ABBY	ATLANTA, GA	Conf/Semnr/Wkshp	161	GEN/SELF
MCNEIL,ABBY	ATLANTA, GA	Conf/Semnr/Wkshp	300	GEN/SELF
MEGAN MULLOY, KAYLA GATES	PHILADELPHIA, PA	TRAINING	4,590	GEN/SELF
MELLO,CHRISTINA	PTE/ WASHINGTON, DC	Conf/Semnr/Wkshp	349	GEN/SELF
MELLO,CHRISTINA	PTE/ WASHINGTON, DC	Conf/Semnr/Wkshp	351	GEN/SELF
MEYER,JOHN C	TAMPA, FL	Conf/Semnr/Wkshp	78	GEN/SELF
MEYER,JOHN C	CHICAGO, IL	Conf/Semnr/Wkshp	137	GEN/SELF
MEYER,JOHN C	TAMPA, FL	Conf/Semnr/Wkshp	254	GEN/SELF
MEYER,JOHN C	CHICAGO, IL	Conf/Semnr/Wkshp	463	GEN/SELF
MEYER,JOHN C	TAMPA, FL	Conf/Semnr/Wkshp	468	GEN/SELF

**OUT-OF-STATE TRAVEL
FISCAL YEAR 2017**

University of Southern Mississippi (268-00)

Name of Agency

Note: All expenditures recorded on this form must be totaled and said total must agree with the out-of-state travel amount indicated for FY 2015 on Form Mbr-1, line 1.A.2.b.

Employee's Name	Destination	Purpose	Travel Cost	Funding Source
MICHELLE SHOWS	WASHINGTON, DC	CONFERENCE/ WORKSHOP	845	GEN/SELF
MICHELLE SHOWS	ORLANDO, FL	CONFERENCE/ WORKSHOP	905	GEN/SELF
MICKEY SMITH	SAVANNAH, GA	CONFERENCE/ WORKSHOP	126	GEN/SELF
MILES,MICHAEL A	SCOTTSDALE, AZ	Conf/Semnr/Wkshp	110	GEN/SELF
MILES,MICHAEL A	SCOTTSDALE, AZ	Conf/Semnr/Wkshp	353	GEN/SELF
MILES,MICHAEL A	SCOTTSDALE, AZ	Conf/Semnr/Wkshp	504	GEN/SELF
MILLER,AMY CHASTEEN	ASHVILLE, NC	Conf/Semnr/Wkshp	104	GEN/SELF
MILLER,AMY CHASTEEN	NEW ORLEANS, LA	Conf/Semnr/Wkshp	123	GEN/SELF
MILLER,AMY CHASTEEN	NEW ORLEANS, LA	Conf/Semnr/Wkshp	131	GEN/SELF
MILLER,AMY CHASTEEN	ASHVILLE, NC	Conf/Semnr/Wkshp	133	GEN/SELF
MILLER,AMY CHASTEEN	NEW ORLEANS, LA	Conf/Semnr/Wkshp	135	GEN/SELF
MILLER,AMY CHASTEEN	ASHVILLE, NC	Conf/Semnr/Wkshp	410	GEN/SELF
MILLER,AMY CHASTEEN	NEW ORLEANS, LA	Conf/Semnr/Wkshp	620	GEN/SELF
MILLER,AMY CHASTEEN	ASHVILLE, NC	Conf/Semnr/Wkshp	661	GEN/SELF
MILLER,AMY CHASTEEN	ASHVILLE, NC	Conf/Semnr/Wkshp	675	GEN/SELF
MILLER,CHAD R	CHICAGO, IL	Conf/Semnr/Wkshp	129	GEN/SELF
MILLER,CHAD R	CHICAGO, IL	Conf/Semnr/Wkshp	399	GEN/SELF
MILLER,CHAD R	CHICAGO, IL	Conf/Semnr/Wkshp	1,144	GEN/SELF
MINOR,DEIDRA	METAIRIE, LA	Conf/Semnr/Wkshp	129	GEN/SELF
MINOR,DEIDRA	METAIRIE, LA	Conf/Semnr/Wkshp	235	GEN/SELF
Miscellaneous Adjustments	n/a	n/a	(16,410)	GEN/SELF
Miscellaneous Departmental Deposits	n/a	n/a	(20,889)	GEN/SELF
MISHRA,CHANDRANI	CLEVELAND, OH	Conf/Semnr/Wkshp	(480)	GEN/SELF
MISHRA,CHANDRANI	CLEVELAND, OH	Conf/Semnr/Wkshp	53	GEN/SELF
MISHRA,CHANDRANI	CLEVELAND, OH	Conf/Semnr/Wkshp	67	GEN/SELF
MISHRA,CHANDRANI	CLEVELAND, OH	Conf/Semnr/Wkshp	67	GEN/SELF
MISHRA,CHANDRANI	CLEVELAND, OH	Conf/Semnr/Wkshp	413	GEN/SELF
MISHRA,CHANDRANI	CLEVELAND, OH	Conf/Semnr/Wkshp	480	GEN/SELF
MOJZIS,ALLISON K	GREENBELT, MD	Other	13	GEN/SELF
MOJZIS,ALLISON K	GREENBELT, MD	Other	77	GEN/SELF
MOJZIS,ALLISON K	PTE/ GREENBELT, MD	Other	402	GEN/SELF

**OUT-OF-STATE TRAVEL
FISCAL YEAR 2017**

University of Southern Mississippi (268-00)

Name of Agency

Note: All expenditures recorded on this form must be totaled and said total must agree with the out-of-state travel amount indicated for FY 2015 on Form Mbr-1, line 1.A.2.b.

Employee's Name	Destination	Purpose	Travel Cost	Funding Source
MOJZIS,ALLISON K	GREENBELT, MD	Other	940	GEN/SELF
MONG,MICHAEL	ORLANDO, FL	Conf/Semnr/Wkshp	500	GEN/SELF
MONTAGUE,RONALD A	NASHVILLE, TN	Conf/Semnr/Wkshp	69	GEN/SELF
MONTAGUE,RONALD A	NASHVILLE, TN	Conf/Semnr/Wkshp	495	GEN/SELF
MONTAGUE,RONALD A	NASHVILLE, TN	Conf/Semnr/Wkshp	827	GEN/SELF
MOORE,FRANK R	ESTES PARK, CO	Conf/Semnr/Wkshp	750	GEN/SELF
MOORE,JAMES W	SAN ANTONIO, TX	Conf/Semnr/Wkshp	250	GEN/SELF
MOORE,JAMES W	SAN ANTONIO, TX	Conf/Semnr/Wkshp	500	GEN/SELF
MORGAN, TWILLIA	MINNEAPOLIS,MN	CONFERENCE/ WORKSHOP	370	GEN/SELF
MORGAN,CHESTER M	ATLANTA, GA	Conf/Semnr/Wkshp	48	GEN/SELF
MORGAN,CHESTER M	ATLANTA, GA	Conf/Semnr/Wkshp	160	GEN/SELF
MORGAN,CHESTER M	ATLANTA, GA	Conf/Semnr/Wkshp	326	GEN/SELF
MORGAN,CHESTER M	ATLANTA, GA	Conf/Semnr/Wkshp	422	GEN/SELF
MORGAN,HANI	CHICAGO, IL	Conf/Semnr/Wkshp	46	GEN/SELF
MORGAN,HANI	CHICAGO, IL	Conf/Semnr/Wkshp	160	GEN/SELF
MORGAN,HANI	CHICAGO, IL	Conf/Semnr/Wkshp	291	GEN/SELF
MORGAN,HANI	CHICAGO, IL	Conf/Semnr/Wkshp	524	GEN/SELF
MORGAN,TWILLIA T	PTE/MINNEAPOLIS, MN	Conf/Semnr/Wkshp	292	GEN/SELF
MORIN,DOUGLAS J	MOBILE, AL	Other	103	GEN/SELF
MORIN,DOUGLAS J	CHICAGO, IL	Conf/Semnr/Wkshp	142	GEN/SELF
MORIN,DOUGLAS J	PTE/ NATCHEZ, MS	Conf/Semnr/Wkshp	147	GEN/SELF
MORIN,DOUGLAS J	PTE/ CHICAGO, IL	Conf/Semnr/Wkshp	269	GEN/SELF
MORIN,DOUGLAS J	CHICAGO, IL	Conf/Semnr/Wkshp	280	GEN/SELF
MORIN,DOUGLAS J	PTE/ CHICAGO, IL	Conf/Semnr/Wkshp	325	GEN/SELF
MOSER, STEVEN	SAN ANTONIO, TX	CONFERENCE/ WORKSHOP	495	GEN/SELF
MOSER,STEVEN R	HOUSTON, TX	Business Meeting	14	GEN/SELF
MOSER,STEVEN R	NEW ORLEANS, LA	Other	43	GEN/SELF
MOSER,STEVEN R	NEW ORLEANS, LA	Conf/Semnr/Wkshp	125	GEN/SELF
MOSER,STEVEN R	NEW ORLEANS, LA	Other	126	GEN/SELF
MOSER,STEVEN R	HOUSTON, TX	Business Meeting	135	GEN/SELF
MOSER,STEVEN R	NEW ORLEANS, LA	Other	230	GEN/SELF
MOSER,STEVEN R	NEW ORLEANS, LA	Conf/Semnr/Wkshp	390	GEN/SELF

**OUT-OF-STATE TRAVEL
FISCAL YEAR 2017**

University of Southern Mississippi (268-00)

Name of Agency

Note: All expenditures recorded on this form must be totaled and said total must agree with the out-of-state travel amount indicated for FY 2015 on Form Mbr-1, line 1.A.2.b.

Employee's Name	Destination	Purpose	Travel Cost	Funding Source
MOSER,STEVEN R	HOUSTON, TX	Business Meeting	427	GEN/SELF
MOSER,STEVEN R	HOUSTON, TX2	Conf/Semnr/Wkshp	427	GEN/SELF
MOSLEY,JERRY	NEW ORLEANS, LA	Conf/Semnr/Wkshp	100	GEN/SELF
MRAZ,JENNIFER	CLEVELAND, OH	Conf/Semnr/Wkshp	120	GEN/SELF
MRAZ,JENNIFER	CLEVELAND, OH	Conf/Semnr/Wkshp	225	GEN/SELF
MRAZ,JENNIFER	CLEVELAND, OH	Conf/Semnr/Wkshp	255	GEN/SELF
MUDZIMIRI, REJOICE	ORLANDO, FL	CONFERENCE/ WORKSHOP	470	GEN/SELF
MULLIN,RICHARD	DENVER, CO	Conf/Semnr/Wkshp	(1,191)	GEN/SELF
MULLIN,RICHARD	MOBILE, AL	Conf/Semnr/Wkshp	17	GEN/SELF
MULLIN,RICHARD	BIRMINGHAM, AL	Conf/Semnr/Wkshp	38	GEN/SELF
MULLIN,RICHARD	DENVER, CO	Conf/Semnr/Wkshp	49	GEN/SELF
MULLIN,RICHARD	BALTIMORE, MD	Business Meeting	62	GEN/SELF
MULLIN,RICHARD	HOUSTON, TX	Conf/Semnr/Wkshp	68	GEN/SELF
MULLIN,RICHARD	MOBILE, AL	Conf/Semnr/Wkshp	112	GEN/SELF
MULLIN,RICHARD	DENVER, CO	Conf/Semnr/Wkshp	128	GEN/SELF
MULLIN,RICHARD	HOUSTON, TX	Conf/Semnr/Wkshp	141	GEN/SELF
MULLIN,RICHARD	BIRMINGHAM, AL	Conf/Semnr/Wkshp	195	GEN/SELF
MULLIN,RICHARD	BALTIMORE, MD	Business Meeting	222	GEN/SELF
MULLIN,RICHARD	HOUSTON, TX	Conf/Semnr/Wkshp	235	GEN/SELF
MULLIN,RICHARD	BIRMINGHAM, AL	Conf/Semnr/Wkshp	276	GEN/SELF
MULLIN,RICHARD	MOBILE, AL	Conf/Semnr/Wkshp	335	GEN/SELF
MULLIN,RICHARD	BALTIMORE, MD	Business Meeting	499	GEN/SELF
MULLIN,RICHARD	HOUSTON, TX	Conf/Semnr/Wkshp	500	GEN/SELF
MULLIN,RICHARD	BIRMINGHAM, AL	Conf/Semnr/Wkshp	676	GEN/SELF
MULLIN,RICHARD	BALTIMORE, MD	Business Meeting	686	GEN/SELF
MULLIN,RICHARD	DENVER, CO	Conf/Semnr/Wkshp	730	GEN/SELF
MULLIN,RICHARD	DENVER, CO	Conf/Semnr/Wkshp	1,142	GEN/SELF
MULLIN,RICHARD	DENVER, CO	Conf/Semnr/Wkshp	1,191	GEN/SELF
MURALI,BEDDHU	ATLANTA, GA	Conf/Semnr/Wkshp	32	GEN/SELF
MURALI,BEDDHU	ATLANTA, GA	Conf/Semnr/Wkshp	434	GEN/SELF
MURALI,BEDDHU	ATLANTA, GA	Conf/Semnr/Wkshp	486	GEN/SELF
MURALI,BEDDHU	ATLANTA, GA	Conf/Semnr/Wkshp	495	GEN/SELF

**OUT-OF-STATE TRAVEL
FISCAL YEAR 2017**

University of Southern Mississippi (268-00)

Name of Agency

Note: All expenditures recorded on this form must be totaled and said total must agree with the out-of-state travel amount indicated for FY 2015 on Form Mbr-1, line 1.A.2.b.

Employee's Name	Destination	Purpose	Travel Cost	Funding Source
MURDY,VICKI	TUSCALOOSA, AL	Business Meeting	92	GEN/SELF
MURDY,VICKI	TUSKEGEE, AL	Conf/Semnr/Wkshp	125	GEN/SELF
MURDY,VICKI	TUSKEGEE, AL	Conf/Semnr/Wkshp	236	GEN/SELF
MURDY,VICKI	BILOXI, MS	Conf/Semnr/Wkshp	255	GEN/SELF
MURPHREE,VANESSA	ST PAUL, MN	Conf/Semnr/Wkshp	81	GEN/SELF
MURPHREE,VANESSA	NEW ORLEANS, LA	Business Meeting	125	GEN/SELF
MURPHREE,VANESSA	ST PAUL, MN	Conf/Semnr/Wkshp	260	GEN/SELF
MURPHREE,VANESSA	ST PAUL, MN	Conf/Semnr/Wkshp	305	GEN/SELF
MURPHREE,VANESSA	ST PAUL, MN	Conf/Semnr/Wkshp	817	GEN/SELF
MURPHY, ASHLEY	ORLANDO, FL	Conf/Semnr/Wkshp	200	GEN/SELF
MUSTAFA,KAMRUN	NEW ORLEANS, LA	Observation	600	GEN/SELF
MYRNA MCLAURIN	New Orleans,LA	VAN RENTAL - ENTERPRISE	106	GEN/SELF
NACE, AMANDA	MINNEAPOLIS,MN	CONFERENCE/ WORKSHOP	370	GEN/SELF
NACE,AMANDA TILLEY	MINNEAPOLIS, MN	Business Meeting	102	GEN/SELF
NACE,AMANDA TILLEY	MINNEAPOLIS, MN	Conf/Semnr/Wkshp	113	GEN/SELF
NACE,AMANDA TILLEY	PTE/ MINNEAPOLIS, MN	Conf/Semnr/Wkshp	299	GEN/SELF
NACE,AMANDA TILLEY	MINNEAPOLIS, MN	Conf/Semnr/Wkshp	638	GEN/SELF
NESS,EMILY	ORLANDO, FL	Conf/Semnr/Wkshp	200	GEN/SELF
NEWMAN,AMANDA	ATLANTA, GA	Conf/Semnr/Wkshp	10	GEN/SELF
NEWMAN,AMANDA	ATLANTA, GA	Conf/Semnr/Wkshp	453	GEN/SELF
NEWMAN,AMANDA	ATLANTA, GA	Conf/Semnr/Wkshp	1,082	GEN/SELF
NEWTON,REBECCA	NASHVILLE, TN	Conf/Semnr/Wkshp	105	GEN/SELF
NEWTON,REBECCA	NASHVILLE, TN	Conf/Semnr/Wkshp	470	GEN/SELF
NEWTON,REBECCA	NASHVILLE, TN	Conf/Semnr/Wkshp	475	GEN/SELF
NEWTON,REBECCA	NASHVILLE, TN	Conf/Semnr/Wkshp	829	GEN/SELF
NIKKI SMITH	NASHVILLE, TN	CONFERENCE/ WORKSHOP	775	GEN/SELF
NIXON,KYLE	ORLANDO, FL	Conf/Semnr/Wkshp	98	GEN/SELF
NIXON,KYLE	ORLANDO, FL	Conf/Semnr/Wkshp	125	GEN/SELF
NIXON,KYLE	PTE/ORLANDO, FL	Conf/Semnr/Wkshp	305	GEN/SELF
NIXON,KYLE	PTE/ORLANDO, FL	Conf/Semnr/Wkshp	340	GEN/SELF
NIXON,KYLE	ORLANDO, FL	Conf/Semnr/Wkshp	932	GEN/SELF
NOBLES,JAYME	NEW ORLEANS, LA	Conf/Semnr/Wkshp	170	GEN/SELF

**OUT-OF-STATE TRAVEL
FISCAL YEAR 2017**

University of Southern Mississippi (268-00)

Name of Agency

Note: All expenditures recorded on this form must be totaled and said total must agree with the out-of-state travel amount indicated for FY 2015 on Form Mbr-1, line 1.A.2.b.

Employee's Name	Destination	Purpose	Travel Cost	Funding Source
NORTHROP,MARLISSA FILLINGANE	NASHVILLE, TN	Conf/Semnr/Wkshp	733	GEN/SELF
NORTHROP,MARLISSA FILLINGANE	PTE/ NASHVILLE, TN	Conf/Semnr/Wkshp	775	GEN/SELF
NORTON,DANIEL	MIAMI, FL	Conf/Semnr/Wkshp	76	GEN/SELF
NORTON,DANIEL	MIAMI, FL	Conf/Semnr/Wkshp	252	GEN/SELF
NORTON,DANIEL	PTE/ MIAMI, FL	Conf/Semnr/Wkshp	434	GEN/SELF
NORTON,DANIEL	MIAMI, FL	Conf/Semnr/Wkshp	770	GEN/SELF
NORTON,DANIEL	MIAMI, FL	Conf/Semnr/Wkshp	2,381	GEN/SELF
NORVAL, GARY	LAS VEGAS, NV	CONFERENCE/ WORKSHOP	5,094	GEN/SELF
NORVAL,GARY	LAS VEGAS, NV	Conf/Semnr/Wkshp	175	GEN/SELF
NORVAL,GARY	LAS VEGAS, NV	Conf/Semnr/Wkshp	253	GEN/SELF
NORVAL,GARY	PTE/ LAS VEGAS, NV	Conf/Semnr/Wkshp	464	GEN/SELF
NORVAL,GARY	LAS VEGAS, NV	Conf/Semnr/Wkshp	1,582	GEN/SELF
NUGENT,KATHERINE	NEW ORLEANS, LA	Conf/Semnr/Wkshp	45	GEN/SELF
NUGENT,KATHERINE	ATLANTA, GA	Conf/Semnr/Wkshp	78	GEN/SELF
NUGENT,KATHERINE	LONG BEACH, MS	Business Meeting	81	GEN/SELF
NUGENT,KATHERINE	LONG BEACH, MS	Business Meeting	83	GEN/SELF
NUGENT,KATHERINE	NEW ORLEANS, LA	Conf/Semnr/Wkshp	85	GEN/SELF
NUGENT,KATHERINE	NEW ORLEANS, LA	Conf/Semnr/Wkshp	129	GEN/SELF
NUGENT,KATHERINE	NEW ORLEANS, LA	Conf/Semnr/Wkshp	129	GEN/SELF
NUGENT,KATHERINE	ATLANTA, GA	Conf/Semnr/Wkshp	196	GEN/SELF
NUGENT,KATHERINE	ATLANTA, GA	Conf/Semnr/Wkshp	244	GEN/SELF
NUGENT,KATHERINE	NEW ORLEANS, LA	Conf/Semnr/Wkshp	342	GEN/SELF
NUGENT,KATHERINE	ATLANTA, GA	Conf/Semnr/Wkshp	426	GEN/SELF
NUGENT,KATHERINE	PTE/ WASHINGTON, DC	Conf/Semnr/Wkshp	509	GEN/SELF
NUGENT,KATHERINE	NEW ORLEANS, LA	Conf/Semnr/Wkshp	545	GEN/SELF
NUGENT,KATHERINE	NEW ORLEANS, LA	Conf/Semnr/Wkshp	665	GEN/SELF
NUGENT,KATHERINE	ATLANTA, GA	Conf/Semnr/Wkshp	828	GEN/SELF
O HANDLEY,RODERICK	ORLANDO, FL	Conf/Semnr/Wkshp	200	GEN/SELF
ODOM,CASEY	JACKSONVILLE, AL	Conf/Semnr/Wkshp	623	GEN/SELF
OLIVIA HODGES	BIRMINGHAM, AL	CONFERENCE/ WORKSHOP	49	GEN/SELF
OLIVIA HODGES	TUSCALOOSA, AL	CONFERENCE/ WORKSHOP	75	GEN/SELF

**OUT-OF-STATE TRAVEL
FISCAL YEAR 2017**

University of Southern Mississippi (268-00)

Name of Agency

Note: All expenditures recorded on this form must be totaled and said total must agree with the out-of-state travel amount indicated for FY 2015 on Form Mbr-1, line 1.A.2.b.

Employee's Name	Destination	Purpose	Travel Cost	Funding Source
OLMI,D JOE	ORLANDO, FL	Conf/Semnr/Wkshp	500	GEN/SELF
PAINE,HOWARD	MINNEAPOLIS, MN	Conf/Semnr/Wkshp	467	GEN/SELF
PAINE,HOWARD	MINNEAPOLIS, MN	Conf/Semnr/Wkshp	1,408	GEN/SELF
PANEPINTO,STEVEN	NEW ORLEANS, LA	Recruitment	9	GEN/SELF
PANEPINTO,STEVEN	HOUSTON, TX	Recruitment	12	GEN/SELF
PANEPINTO,STEVEN	DALLAS, TX	Recruitment	25	GEN/SELF
PANEPINTO,STEVEN	NEW ORLEANS, LA	Recruitment	85	GEN/SELF
PANEPINTO,STEVEN	NEW ORLEANS, LA	Recruitment	90	GEN/SELF
PANEPINTO,STEVEN	DIBERVLE,MS;NEW ORLEANS,LA	Recruitment	102	GEN/SELF
PANEPINTO,STEVEN	HOUSTON, TX	Recruitment	129	GEN/SELF
PANEPINTO,STEVEN	HOUSTON, TX	Recruitment	129	GEN/SELF
PANEPINTO,STEVEN	NEW ORLEANS, HOUSTON, TX	Recruitment	133	GEN/SELF
PANEPINTO,STEVEN	DALLAS, TX	Recruitment	142	GEN/SELF
PANEPINTO,STEVEN	NEW ORLEANS,LA	Recruitment	152	GEN/SELF
PANEPINTO,STEVEN	DIBERVLE,MS;NEW ORLEANS,LA	Recruitment	160	GEN/SELF
PANEPINTO,STEVEN	NEW ORLEANS, LA	Recruitment	161	GEN/SELF
PANEPINTO,STEVEN	NEW ORLEANS, HOUSTON, TX	Recruitment	170	GEN/SELF
PANEPINTO,STEVEN	ALEXANDRIA, LA	Recruitment	199	GEN/SELF
PANEPINTO,STEVEN	NEW ORLEANS, LA	Recruitment	224	GEN/SELF
PANEPINTO,STEVEN	PTE/DALLAS, TX	Recruitment	270	GEN/SELF
PANEPINTO,STEVEN	DALLAS, TX	Recruitment	315	GEN/SELF
PANEPINTO,STEVEN	NEW ORLEANS, HOUSTON, TX	Recruitment	324	GEN/SELF
PANEPINTO,STEVEN	MOBILE, AL	Recruitment	345	GEN/SELF
PANEPINTO,STEVEN	NEW ORLEANS, LA	Recruitment	365	GEN/SELF
PANEPINTO,STEVEN	HOUSTON, TX	Other	383	GEN/SELF
PANEPINTO,STEVEN	NEW ORLEANS, LA	Recruitment	404	GEN/SELF
PANEPINTO,STEVEN	NEW ORLEANS, LA	Recruitment	508	GEN/SELF
PANEPINTO,STEVEN	NEW ORLEANS, LA	Recruitment	547	GEN/SELF
PANEPINTO,STEVEN	NEW ORLEANS, HOUSTON, TX	Recruitment	712	GEN/SELF
PANEPINTO,STEVEN	DALLAS, TX	Recruitment	973	GEN/SELF

**OUT-OF-STATE TRAVEL
FISCAL YEAR 2017**

University of Southern Mississippi (268-00)

Name of Agency

Note: All expenditures recorded on this form must be totaled and said total must agree with the out-of-state travel amount indicated for FY 2015 on Form Mbr-1, line 1.A.2.b.

Employee's Name	Destination	Purpose	Travel Cost	Funding Source
PASQUA,JAMIE	ORLANDO, FL	Conf/Semnr/Wkshp	200	GEN/SELF
PATEL,VIJAY M	ATLANTA, GA	Conf/Semnr/Wkshp	760	GEN/SELF
PATEL,VIJAY M	LOS ANGELES, CA	Conf/Semnr/Wkshp	1,211	GEN/SELF
PATSY ZETTLE	HATTIESBURG, MS	TRAINING	1,295	GEN/SELF
PATTERSON,ADRIENNE	VICKSBURG, MS	Conf/Semnr/Wkshp	148	GEN/SELF
PATTERSON,ADRIENNE	VICKSBURG, MS	Conf/Semnr/Wkshp	385	GEN/SELF
PAUL LINDEN	AUSTIN, TX	PRESENTATION	75	GEN/SELF
PAUL,AMBER MARIE	NEW ORLEANS, LA	Conf/Semnr/Wkshp	95	GEN/SELF
PAUL,AMBER MARIE	NEW ORLEANS, LA	Conf/Semnr/Wkshp	385	GEN/SELF
PAULA MATHIS, SHELLIE NIELSEN	NEW ORLEANS, LA	RENTAL CAR - ENTERPRISE	106	GEN/SELF
PENNINGS,STEPHANIE	ATLANTA, GA	Conf/Semnr/Wkshp	200	GEN/SELF
PERRY, JOHN	NEW YORK, NY	CONFERENCE/WORKSHOP	418	GEN/SELF
PERRY, JOHN	NEW YORK, NY	CONFERENCE/WORKSHOP	455	GEN/SELF
PERRY,JOHN	NEW YORK, NY	Conf/Semnr/Wkshp	52	GEN/SELF
PERRY,JOHN	SAN DIEGO, CA	Conf/Semnr/Wkshp	55	GEN/SELF
PERRY,JOHN	NEW YORK, NY	Conf/Semnr/Wkshp	114	GEN/SELF
PETRE,CHARLOTTE	ORLANDO, FL	Conf/Semnr/Wkshp	20	GEN/SELF
PETRE,CHARLOTTE	ORLANDO, FL	Conf/Semnr/Wkshp	21	GEN/SELF
PETRE,CHARLOTTE	ORLANDO, FL	Conf/Semnr/Wkshp	125	GEN/SELF
PETRE,CHARLOTTE	ORLANDO, FL	Conf/Semnr/Wkshp	341	GEN/SELF
PEYREFITTE,JOSEPH	PHILADELPHIA, PA	Conf/Semnr/Wkshp	75	GEN/SELF
PEYREFITTE,JOSEPH	PHILADELPHIA, PA	Conf/Semnr/Wkshp	157	GEN/SELF
PEYREFITTE,JOSEPH	PHILADELPHIA, PA	Conf/Semnr/Wkshp	369	GEN/SELF
PEYREFITTE,JOSEPH	PHILADELPHIA, PA	Conf/Semnr/Wkshp	658	GEN/SELF
PHAN,NGOC	CHICAGO, IL	Conf/Semnr/Wkshp	185	GEN/SELF
PHAN,NGOC	CHICAGO, IL	Conf/Semnr/Wkshp	229	GEN/SELF
PHAN,NGOC	CHICAGO, IL	Conf/Semnr/Wkshp	908	GEN/SELF
PHILLIPS, ANDREA; PURVIS, ANNA	SAN ANTONIO, TX	CONFERENCE/ WORKSHOP	338	GEN/SELF
PHILLIPS,ANDREA S	SAN ANTONIO, TX	Conf/Semnr/Wkshp	11	GEN/SELF
PHILLIPS,ANDREA S	SAN ANTONIO, TX	Conf/Semnr/Wkshp	561	GEN/SELF
PHILLIPS,DENNIS R	INDIANAPOLIS, IN	Business Meeting	81	GEN/SELF

**OUT-OF-STATE TRAVEL
FISCAL YEAR 2017**

University of Southern Mississippi (268-00)

Name of Agency

Note: All expenditures recorded on this form must be totaled and said total must agree with the out-of-state travel amount indicated for FY 2015 on Form Mbr-1, line 1.A.2.b.

Employee's Name	Destination	Purpose	Travel Cost	Funding Source
PHILLIPS,DENNIS R	INDIANAPOLIS, IN	Business Meeting	110	GEN/SELF
PHILLIPS,DENNIS R	SANDESTIN, FL	Business Meeting	237	GEN/SELF
PHILLIPS,DENNIS R	CHARLOTTE, NC	Conf/Semnr/Wkshp	295	GEN/SELF
PHILLIPS,DENNIS R	CHARLOTTE, NC	Conf/Semnr/Wkshp	441	GEN/SELF
PHILLIPS,DENNIS R	CHARLOTTE, NC	Conf/Semnr/Wkshp	460	GEN/SELF
PHILLIPS,DENNIS R	GRAPEVILE, TX	Business Meeting	504	GEN/SELF
PHILLIPS,DENNIS R	SANDESTIN, FL	Business Meeting	725	GEN/SELF
PHILLIPS,DENNIS R	GRAPEVILE, TX	Business Meeting	814	GEN/SELF
PHILLIPS,NADINE	VIRGINIA BEACH, VA	Conf/Semnr/Wkshp	50	GEN/SELF
PHILLIPS,NADINE	VIRGINIA BEACH, VA	Conf/Semnr/Wkshp	80	GEN/SELF
PHILLIPS,NADINE	PTE/ VIRGINIA BEACH, VA	Conf/Semnr/Wkshp	175	GEN/SELF
PHILLIPS,NADINE	PTE/ VIRGINIA BEACH, VA	Conf/Semnr/Wkshp	382	GEN/SELF
PHILLIPS,NADINE	VIRGINIA BEACH, VA	Conf/Semnr/Wkshp	437	GEN/SELF
PIERCE,GREG W	MOBILE, AL	Conf/Semnr/Wkshp	65	GEN/SELF
PIERCE,GREG W	DENVER, CO	Conf/Semnr/Wkshp	179	GEN/SELF
PIERCE,GREG W	MOBILE, AL	Conf/Semnr/Wkshp	195	GEN/SELF
PIERCE,GREG W	DENVER, CO	Conf/Semnr/Wkshp	1,085	GEN/SELF
PIERCE,GREG W	MOBILE, AL	Conf/Semnr/Wkshp	1,235	GEN/SELF
PIERCE,GREG W	PTE/DENVER, CO	Conf/Semnr/Wkshp	1,278	GEN/SELF
PILAND,SCOTT	SAN DIEGO, CA	Conf/Semnr/Wkshp	44	GEN/SELF
PILAND,SCOTT	SAN DIEGO, CA	Conf/Semnr/Wkshp	79	GEN/SELF
PILAND,SCOTT	SAN DIEGO, CA	Conf/Semnr/Wkshp	343	GEN/SELF
PILAND,SCOTT	SAN DIEGO, CA	Conf/Semnr/Wkshp	642	GEN/SELF
PLUSKOTA,JONATHAN	PHILADELPHIA, PA	Conf/Semnr/Wkshp	83	GEN/SELF
PLUSKOTA,JONATHAN	AUSTIN, TX	Conf/Semnr/Wkshp	86	GEN/SELF
PLUSKOTA,JONATHAN	PTE/ AUSTIN TX	Conf/Semnr/Wkshp	100	GEN/SELF
PLUSKOTA,JONATHAN	AUSTIN, TX	Conf/Semnr/Wkshp	125	GEN/SELF
PLUSKOTA,JONATHAN	PHILADELPHIA, PA	Conf/Semnr/Wkshp	125	GEN/SELF
PLUSKOTA,JONATHAN	PTE/ PHILADELPHIA, PA	Conf/Semnr/Wkshp	135	GEN/SELF
PLUSKOTA,JONATHAN	PTE/ AUSTIN TX	Conf/Semnr/Wkshp	286	GEN/SELF
PLUSKOTA,JONATHAN	AUSTIN, TX	Conf/Semnr/Wkshp	304	GEN/SELF
PLUSKOTA,JONATHAN	AUSTIN, TX	Research and Teaching	322	GEN/SELF

**OUT-OF-STATE TRAVEL
FISCAL YEAR 2017**

University of Southern Mississippi (268-00)

Name of Agency

Note: All expenditures recorded on this form must be totaled and said total must agree with the out-of-state travel amount indicated for FY 2015 on Form Mbr-1, line 1.A.2.b.

Employee's Name	Destination	Purpose	Travel Cost	Funding Source
PLUSKOTA,JONATHAN	AUSTIN, TX	Research and Teaching	330	GEN/SELF
PLUSKOTA,JONATHAN	PTE/ PHILADELPHIA, PA	Conf/Semnr/Wkshp	395	GEN/SELF
PLUSKOTA,JONATHAN	AUSTIN, TX	Research and Teaching	403	GEN/SELF
PLUSKOTA,JONATHAN	AUSTIN, TX	Conf/Semnr/Wkshp	458	GEN/SELF
PLUSKOTA,JONATHAN	PHILADELPHIA, PA	Conf/Semnr/Wkshp	682	GEN/SELF
PLUSKOTA,JONATHAN	AUSTIN, TX	Research and Teaching	1,520	GEN/SELF
PLUSKOTA,JONATHAN	AUSTIN, TX	Research and Teaching	1,822	GEN/SELF
PLUSKOTA,JONATHAN	AUSTIN, TX	Research and Teaching	4,708	GEN/SELF
POSEY,PAMELA G	TUCSON, AZ	Business Meeting	32	GEN/SELF
POSEY,PAMELA G	PORTLAND, OR	Conf/Semnr/Wkshp	96	GEN/SELF
POSEY,PAMELA G	TUCSON, AZ	Business Meeting	176	GEN/SELF
POSEY,PAMELA G	PORTLAND, OR	Conf/Semnr/Wkshp	222	GEN/SELF
POSEY,PAMELA G	PORTLAND, OR	Conf/Semnr/Wkshp	287	GEN/SELF
POSEY,PAMELA G	PTE/ TUCSON, AZ	Business Meeting	328	GEN/SELF
POSEY,PAMELA G	TUCSON, AZ	Business Meeting	586	GEN/SELF
POWELL, WILLIAM	NEW ORLEANS, LA	CONFERENCE/WORKSHOP	750	GEN/SELF
POWELL,WILLIAM W	NEW ORLEANS, LA	Conf/Semnr/Wkshp	60	GEN/SELF
POWELL,WILLIAM W	NASHVILLE, TN	Conf/Semnr/Wkshp	66	GEN/SELF
POWELL,WILLIAM W	MEMPHIS, TN	Observation	111	GEN/SELF
POWELL,WILLIAM W	NEW ORLEANS, LA	Conf/Semnr/Wkshp	125	GEN/SELF
POWELL,WILLIAM W	MEMPHIS, TN	Observation	350	GEN/SELF
POWELL,WILLIAM W	NASHVILLE, TN	Conf/Semnr/Wkshp	479	GEN/SELF
POWELL,WILLIAM W	PTE/ NASHVILLE, TN	Conf/Semnr/Wkshp	500	GEN/SELF
POWELL,WILLIAM W	NEW ORLEANS, LA	Conf/Semnr/Wkshp	684	GEN/SELF
POWELL,WILLIAM W	NASHVILLE, TN	Conf/Semnr/Wkshp	692	GEN/SELF
PRESS,ROBERT M	NEW ORLEANS, LA	Conf/Semnr/Wkshp	128	GEN/SELF
PRESS,ROBERT M	NEW ORLEANS, LA	Conf/Semnr/Wkshp	147	GEN/SELF
PRESS,ROBERT M	NEW ORLEANS, LA	Conf/Semnr/Wkshp	165	GEN/SELF
PRO TRAVEL INC	MINNEAPOLIS MN	Conf/Semnr/Wkshp	359	GEN/SELF
PRO TRAVEL INC	MINNEAPOLIS, MN	Conf/Semnr/Wkshp	359	GEN/SELF
PRO TRAVEL INC	MINNEAPOLIS, MN	Conf/Semnr/Wkshp	359	GEN/SELF
PRO TRAVEL INC	MINNEAPOLIS, MN	Conf/Semnr/Wkshp	359	GEN/SELF

**OUT-OF-STATE TRAVEL
FISCAL YEAR 2017**

University of Southern Mississippi (268-00)

Name of Agency

Note: All expenditures recorded on this form must be totaled and said total must agree with the out-of-state travel amount indicated for FY 2015 on Form Mbr-1, line 1.A.2.b.

Employee's Name	Destination	Purpose	Travel Cost	Funding Source
PRO TRAVEL INC	MINNEAPOLIS, MN	Conf/Semnr/Wkshp	359	GEN/SELF
PRO TRAVEL INC	MINNEAPOLIS, MN	Conf/Semnr/Wkshp	359	GEN/SELF
PRO TRAVEL INC	MINNEAPOLIS, MN	Conf/Semnr/Wkshp	359	GEN/SELF
PRO TRAVEL INC	GULFPORT, MS	Presentation	403	GEN/SELF
PRO TRAVEL INC	GREENWOOD, MS	Other	708	GEN/SELF
PRO TRAVEL INC	NEW ORLEANS, LA	Observation	1,351	GEN/SELF
PRO TRAVEL INC	KEY LARGO, FL	Observation	2,111	GEN/SELF
PRO TRAVEL INC	NEW ORLEANS, LA	Conf/Semnr/Wkshp	3,362	GEN/SELF
PRO TRAVEL INC	WASHINGTON, DC	Observation	3,721	GEN/SELF
PRO TRAVEL INC	WASHINGTON, DC	Observation	4,757	GEN/SELF
PRO TRAVEL INC	NEW YORK, NY	Observation	4,908	GEN/SELF
PRO TRAVEL INC	NEW YORK, NY	Observation	7,437	GEN/SELF
QUIN,MATTHEW	SAN ANTONIO, TX	Conf/Semnr/Wkshp	75	GEN/SELF
QUIN,MATTHEW	SAN ANTONIO, TX	Conf/Semnr/Wkshp	98	GEN/SELF
QUIN,MATTHEW	PTE/SAN ANTONIO, TX	Conf/Semnr/Wkshp	360	GEN/SELF
QUIN,MATTHEW	SAN ANTONIO, TX	Conf/Semnr/Wkshp	761	GEN/SELF
RADLEY,KEITH	PTE/ORLANDO, FL	Conf/Semnr/Wkshp	225	GEN/SELF
RADLEY,KEITH	PTE/ORLANDO, FL	Conf/Semnr/Wkshp	275	GEN/SELF
RADLEY,KEITH	ORLANDO, FL	Conf/Semnr/Wkshp	500	GEN/SELF
RAND,CATHERINE A	CHICAGO, IL	Conf/Semnr/Wkshp	25	GEN/SELF
RAND,CATHERINE A	CHICAGO, IL	Conf/Semnr/Wkshp	138	GEN/SELF
RAND,CATHERINE A	CHICAGO, IL	Conf/Semnr/Wkshp	201	GEN/SELF
RAND,CATHERINE A	CHICAGO, IL	Conf/Semnr/Wkshp	305	GEN/SELF
RAND,CATHERINE A	CHICAGO, IL	Conf/Semnr/Wkshp	986	GEN/SELF
RAWLS, SHERI	LAS VEGAS, NV	CONFERENCE/WORKSHOP	227	GEN/SELF
RAWLS, SHERI	LAS VEGAS, NV	CONFERENCE/WORKSHOP	413	GEN/SELF
RAYBORN, SUSAN	LAS VEGAS, NV	CONFERENCE/WORKSHOP	227	GEN/SELF
RAYBORN, SUSAN	LAS VEGAS, NV	CONFERENCE/WORKSHOP	461	GEN/SELF
RAYBORN,MICHONG	ORLANDO, FL	Conf/Semnr/Wkshp	22	GEN/SELF
RAYBORN,MICHONG	FORT MYERS, FL	Other	28	GEN/SELF
RAYBORN,MICHONG	NEW ORLEANS, LA	Conf/Semnr/Wkshp	90	GEN/SELF
RAYBORN,MICHONG	FORT MYERS, FL	Other	112	GEN/SELF

**OUT-OF-STATE TRAVEL
FISCAL YEAR 2017**

University of Southern Mississippi (268-00)

Name of Agency

Note: All expenditures recorded on this form must be totaled and said total must agree with the out-of-state travel amount indicated for FY 2015 on Form Mbr-1, line 1.A.2.b.

Employee's Name	Destination	Purpose	Travel Cost	Funding Source
RAYBORN,MICHONG	FORT MYERS, FL	Other	124	GEN/SELF
RAYBORN,MICHONG	NEW ORLEANS, LA	Conf/Semnr/Wkshp	124	GEN/SELF
RAYBORN,MICHONG	ORLANDO, FL	Conf/Semnr/Wkshp	124	GEN/SELF
RAYBORN,MICHONG	OAKLAND, CA	Observation	134	GEN/SELF
RAYBORN,MICHONG	NEW ORLEANS, LA	Conf/Semnr/Wkshp	140	GEN/SELF
RAYBORN,MICHONG	NEW ORLEANS, LA	Conf/Semnr/Wkshp	140	GEN/SELF
RAYBORN,MICHONG	OAKLAND, CA	Observation	140	GEN/SELF
RAYBORN,MICHONG	OAKLAND, CA	Observation	180	GEN/SELF
RAYBORN,MICHONG	NEW ORLEANS, LA	Conf/Semnr/Wkshp	260	GEN/SELF
RAYBORN,MICHONG	ORLANDO, FL	Conf/Semnr/Wkshp	261	GEN/SELF
RAYBORN,MICHONG	NEW ORLEANS, LA	Conf/Semnr/Wkshp	361	GEN/SELF
RAYBORN,MICHONG	NEW ORLEANS, LA	Conf/Semnr/Wkshp	362	GEN/SELF
RAYBORN,MICHONG	NEW ORLEANS, LA	Conf/Semnr/Wkshp	400	GEN/SELF
RAYBORN,MICHONG	OAKLAND, CA	Observation	403	GEN/SELF
RAYBORN,MICHONG	FORT MYERS, FL	Other	431	GEN/SELF
RAYBORN,MICHONG	NEW ORLEANS, LA	Conf/Semnr/Wkshp	566	GEN/SELF
RAYBORN,MICHONG	ORLANDO, FL	Conf/Semnr/Wkshp	590	GEN/SELF
RAYBORN,MICHONG	OAKLAND, CA	Observation	787	GEN/SELF
RAYBORN,MICHONG	ORLANDO, FL	Conf/Semnr/Wkshp	998	GEN/SELF
RAYBORN,SUSAN G	LAS VEGAS, NV	Conf/Semnr/Wkshp	88	GEN/SELF
RAYBORN,SUSAN G	LAS VEGAS, NV	Conf/Semnr/Wkshp	99	GEN/SELF
RAYBORN,SUSAN G	PTE/ LAS VEGAS, NV	Conf/Semnr/Wkshp	227	GEN/SELF
RAYBORN,SUSAN G	PTE/ LAS VEGAS, NV	Business Meeting	461	GEN/SELF
RAYBORN,SUSAN G	LAS VEGAS, NV	Conf/Semnr/Wkshp	912	GEN/SELF
READY, RICHARD	BRANDON, MS	CONFERENCE/ WORKSHOP	450	GEN/SELF
READY,RICHARD	ORANGE BEACH, AL	Conf/Semnr/Wkshp	212	GEN/SELF
READY,RICHARD	ORANGE BEACH, AL	Conf/Semnr/Wkshp	1,042	GEN/SELF
READY,STACEY C	NEW ORLEANS, LA	Conf/Semnr/Wkshp	10	GEN/SELF
READY,STACEY C	NEW ORLEANS, LA	Conf/Semnr/Wkshp	36	GEN/SELF
READY,STACEY C	DENVER, CO	Conf/Semnr/Wkshp	113	GEN/SELF
READY,STACEY C	DENVER, CO	Conf/Semnr/Wkshp	136	GEN/SELF
READY,STACEY C	PTE/DENVER, CO	Conf/Semnr/Wkshp	294	GEN/SELF

**OUT-OF-STATE TRAVEL
FISCAL YEAR 2017**

University of Southern Mississippi (268-00)

Name of Agency

Note: All expenditures recorded on this form must be totaled and said total must agree with the out-of-state travel amount indicated for FY 2015 on Form Mbr-1, line 1.A.2.b.

Employee's Name	Destination	Purpose	Travel Cost	Funding Source
READY,STACEY C	PTE/DENVER, CO/MATHIS	Recruitment	294	GEN/SELF
READY,STACEY C	NEW ORLEANS, LA	Conf/Semnr/Wkshp	492	GEN/SELF
READY,STACEY C	DENVER, CO	Conf/Semnr/Wkshp	920	GEN/SELF
REESE,CARL A	ATHENS, GA	Conf/Semnr/Wkshp	146	GEN/SELF
REESE,CARL A	ATHENS, GA	Conf/Semnr/Wkshp	294	GEN/SELF
REEVES,STACY	CHENEY, WA	Conf/Semnr/Wkshp	78	GEN/SELF
REEVES,STACY	CHENEY, WA	Conf/Semnr/Wkshp	152	GEN/SELF
REEVES,STACY	CHENEY, WA	Conf/Semnr/Wkshp	200	GEN/SELF
REEVES,STACY	CHENEY, WA	Conf/Semnr/Wkshp	657	GEN/SELF
REEVES,STACY	CHENEY, WA	Conf/Semnr/Wkshp	732	GEN/SELF
REGAN,JENNIFER	CHARLOTTE, NC	Conf/Semnr/Wkshp	398	GEN/SELF
REGAN,JENNIFER	CHARLOTTE, NC	Conf/Semnr/Wkshp	656	GEN/SELF
REHNER,TIMOTHY A	TAMPA, FL	Conf/Semnr/Wkshp	78	GEN/SELF
REHNER,TIMOTHY A	TAMPA, FL	Conf/Semnr/Wkshp	150	GEN/SELF
REHNER,TIMOTHY A	TAMPA, FL	Conf/Semnr/Wkshp	260	GEN/SELF
REHNER,TIMOTHY A	TAMPA, FL	Conf/Semnr/Wkshp	319	GEN/SELF
REHNER,TIMOTHY A	TAMPA, FL	Conf/Semnr/Wkshp	475	GEN/SELF
REHNER,TIMOTHY A	NEW ORLEANS, LA	Presentation	550	GEN/SELF
REHNER,TIMOTHY A	TAMPA, FL	Conf/Semnr/Wkshp	821	GEN/SELF
REID,JULIE ANN	SAN FRANCISCO, CA	Conf/Semnr/Wkshp	52	GEN/SELF
REID,JULIE ANN	SAN FRANCISCO, CA	Conf/Semnr/Wkshp	548	GEN/SELF
Reverse wrong dept ID on V00133208 Mullin, R	Denver, CO	Conference/ Workshop	(1,142)	GEN/SELF
Reverse wrong dept ID on V00133208 Mullin, R	Denver, CO	Conference/ Workshop	(730)	GEN/SELF
Reverse wrong dept ID on V00133208 Mullin, R	Denver, CO	Conference/ Workshop	(128)	GEN/SELF
Reverse wrong dept ID on V00133208 Mullin, R	Denver, CO	Conference/ Workshop	(49)	GEN/SELF
Reverse wrong dept ID on V00133208 Mullin, R	Denver, CO	Conference/ Workshop	49	GEN/SELF
Reverse wrong dept ID on V00133208 Mullin, R	Denver, CO	Conference/ Workshop	128	GEN/SELF
Reverse wrong dept ID on V00133208 Mullin, R	Denver, CO	Conference/ Workshop	730	GEN/SELF
Reverse wrong dept ID on V00133208 Mullin, R	Denver, CO	Conference/ Workshop	1,142	GEN/SELF

**OUT-OF-STATE TRAVEL
FISCAL YEAR 2017**

University of Southern Mississippi (268-00)

Name of Agency

Note: All expenditures recorded on this form must be totaled and said total must agree with the out-of-state travel amount indicated for FY 2015 on Form Mbr-1, line 1.A.2.b.

Employee's Name	Destination	Purpose	Travel Cost	Funding Source
REYNOLDS,CARLEY	FREDERICKSBURG, VA	Conf/Semnr/Wkshp	100	GEN/SELF
REYNOLDS,CRISTIN L	NEW ORLEANS, LA	Conf/Semnr/Wkshp	145	GEN/SELF
RIALS,LEAH	ATLANTA, GA	Conf/Semnr/Wkshp	16	GEN/SELF
RICH,KAREN	ATLANTA, GA	Conf/Semnr/Wkshp	68	GEN/SELF
RICH,KAREN	ATLANTA, GA	Conf/Semnr/Wkshp	320	GEN/SELF
RICH,KAREN	ATLANTA, GA	Conf/Semnr/Wkshp	452	GEN/SELF
RICH,KAREN	ATLANTA, GA	Conf/Semnr/Wkshp	539	GEN/SELF
RICHARD CAMPBELL	HATTIESBURG, MS	TRAINING	1,895	GEN/SELF
RICHARD MULLIN	MOBILE, AL	CONFERENCE/ WORKSHOP	245	GEN/SELF
RICHARD,LAURA	NEWBERN, AL	Business Meeting	22	GEN/SELF
RIGSBY,MARK	NACOGDOCHES, TX	Other	218	GEN/SELF
RIGSBY,MARK	NACOGDOCHES, TX	Other	302	GEN/SELF
ROBERSON,THELMA JOANNA	SAN DIEGO, CA	Conf/Semnr/Wkshp	25	GEN/SELF
ROBERSON,THELMA JOANNA	SAN DIEGO, CA	Recruitment	39	GEN/SELF
ROBERSON,THELMA JOANNA	SAN DIEGO, CA	Conf/Semnr/Wkshp	136	GEN/SELF
ROBERSON,THELMA JOANNA	SAN DIEGO, CA	Conf/Semnr/Wkshp	368	GEN/SELF
ROBERT HOPKINS	RENO, NV	CONFERENCE/ WORKSHOP	170	GEN/SELF
ROBERTS,HANNAH	VERNON, AL; VICKSBURG, MS	Business Meeting	474	GEN/SELF
ROBERTS,TRUETT	WASHINGTON, DC	Business Meeting	94	GEN/SELF
ROBERTS,TRUETT	WASHINGTON, DC	Business Meeting	101	GEN/SELF
ROBERTS,TRUETT	WASHINGTON, DC	Business Meeting	590	GEN/SELF
ROBERTS,TRUETT	WASHINGTON, DC	Business Meeting	752	GEN/SELF
ROBERTSON,AMBER	SALT LAKE CITY, UT	Conf/Semnr/Wkshp	85	GEN/SELF
ROBERTSON,AMBER	SALT LAKE CITY, UT	Conf/Semnr/Wkshp	130	GEN/SELF
ROBERTSON,BRUCE	METAIRE, LA	Research and Teaching	17	GEN/SELF
ROBERTSON,BRUCE	METAIRE, LA	Research and Teaching	66	GEN/SELF
ROBERTSON,BRUCE	METAIRE, LA	Research and Teaching	66	GEN/SELF
ROBERTSON,BRUCE	METAIRE, LA	Research and Teaching	66	GEN/SELF
ROBERTSON,BRUCE	METAIRE, LA	Research and Teaching	66	GEN/SELF
ROBERTSON,BRUCE	METAIRE, LA	Research and Teaching	66	GEN/SELF

**OUT-OF-STATE TRAVEL
FISCAL YEAR 2017**

University of Southern Mississippi (268-00)

Name of Agency

Note: All expenditures recorded on this form must be totaled and said total must agree with the out-of-state travel amount indicated for FY 2015 on Form Mbr-1, line 1.A.2.b.

Employee's Name	Destination	Purpose	Travel Cost	Funding Source
ROBERTSON,BRUCE	METAIRE, LA	Research and Teaching	66	GEN/SELF
ROBERTSON,BRUCE	METAIRE, LA	Research and Teaching	66	GEN/SELF
ROBERTSON,BRUCE	METAIRE, LA	Research and Teaching	66	GEN/SELF
ROBERTSON,BRUCE	METAIRE, LA	Research and Teaching	66	GEN/SELF
ROBERTSON,BRUCE	METAIRE, LA	Research and Teaching	66	GEN/SELF
ROBERTSON,BRUCE	METAIRE, LA	Research and Teaching	66	GEN/SELF
ROBERTSON,BRUCE	METAIRE, LA	Research and Teaching	66	GEN/SELF
ROBERTSON,BRUCE	METAIRE, LA	Research and Teaching	66	GEN/SELF
ROBERTSON,BRUCE	METAIRE, LA	Research and Teaching	66	GEN/SELF
RONALD MONTAGUE	NASHVILLE, TN	CONFERENCE/ WORKSHOP	775	GEN/SELF
Ross, Andrew	New York, NY	Conference	143	GEN/SELF
Ross, Andrew	New York, NY	Conference	143	GEN/SELF
Ross, Andrew	New York, NY	Conference	156	GEN/SELF
Ross, Andrew	New York, NY	Conference	328	GEN/SELF
Ross, Andrew	New York, NY	Conference	328	GEN/SELF
Ross, Andrew	New York, NY	Conference	609	GEN/SELF
Ross, Andrew	New York, NY	Conference	1,273	GEN/SELF
ROSS,DIANE	NEW ORLEANS, LA	Conf/Semnr/Wkshp	90	GEN/SELF
ROSS,DIANE	NEW ORLEANS, LA	Conf/Semnr/Wkshp	124	GEN/SELF
ROSS,DIANE	NEW ORLEANS, LA	Conf/Semnr/Wkshp	526	GEN/SELF
ROWELL,ARTHUR	ORLANDO, FL	Conf/Semnr/Wkshp	47	GEN/SELF
ROWELL,ARTHUR	NEW YORK, NY	Conf/Semnr/Wkshp	79	GEN/SELF
ROWELL,ARTHUR	METAIRIE, LA	Other	130	GEN/SELF
ROWELL,ARTHUR	NEW YORK, NY	Business Meeting	160	GEN/SELF
ROWELL,ARTHUR	NEW YORK, NY	Conf/Semnr/Wkshp	396	GEN/SELF
ROWELL,ARTHUR	ORLANDO, FL	Conf/Semnr/Wkshp	722	GEN/SELF
ROWELL,ARTHUR	ORLANDO, FL	Conf/Semnr/Wkshp	960	GEN/SELF
ROWELL,ARTHUR	NEW YORK, NY	Conf/Semnr/Wkshp	1,997	GEN/SELF
ROWENA ELLIOTT	NEW ORLEANS, LA	CONFERENCE/ WORKSHOP	770	GEN/SELF
RUFFIN, ELLEN	LAS VEGAS, NV	CONFERENCE/WORKSHOP	518	GEN/SELF
RUFFIN,ELLEN H	LOUISVILLE, KY	Business Meeting	50	GEN/SELF
RUFFIN,ELLEN H	LOUISVILLE, KY	Business Meeting	101	GEN/SELF

**OUT-OF-STATE TRAVEL
FISCAL YEAR 2017**

University of Southern Mississippi (268-00)

Name of Agency

Note: All expenditures recorded on this form must be totaled and said total must agree with the out-of-state travel amount indicated for FY 2015 on Form Mbr-1, line 1.A.2.b.

Employee's Name	Destination	Purpose	Travel Cost	Funding Source
RUFFIN,ELLEN H	CHICAGO, IL	Conf/Semnr/Wkshp	104	GEN/SELF
RUFFIN,ELLEN H	RICHMOND, VA	Conf/Semnr/Wkshp	104	GEN/SELF
RUFFIN,ELLEN H	NEW ORLEANS, LA	Conf/Semnr/Wkshp	125	GEN/SELF
RUFFIN,ELLEN H	NEW ORLEANS, LA	Business Meeting	129	GEN/SELF
RUFFIN,ELLEN H	NEW ORLEANS, LA	Business Meeting	129	GEN/SELF
RUFFIN,ELLEN H	RICHMOND, VA	Conf/Semnr/Wkshp	141	GEN/SELF
RUFFIN,ELLEN H	LOUISVILLE, KY	Business Meeting	149	GEN/SELF
RUFFIN,ELLEN H	NEW ORLEANS, LA	Conf/Semnr/Wkshp	200	GEN/SELF
RUFFIN,ELLEN H	NEW ORLEANS, LA	Business Meeting	209	GEN/SELF
RUFFIN,ELLEN H	CHICAGO, IL	Conf/Semnr/Wkshp	249	GEN/SELF
RUFFIN,ELLEN H	PTE/ LOUSIVILLE, KY	Business Meeting	268	GEN/SELF
RUFFIN,ELLEN H	LOUISVILLE, KY	Business Meeting	368	GEN/SELF
RUFFIN,ELLEN H	PTE/ RICHMOND, VA	Conf/Semnr/Wkshp	390	GEN/SELF
RUFFIN,ELLEN H	RICHMOND, VA	Conf/Semnr/Wkshp	939	GEN/SELF
RUFFIN,ELLEN H	CHICAGO, IL	Conf/Semnr/Wkshp	1,037	GEN/SELF
RYLE,SHANNON	NEW YORK, NY	Conf/Semnr/Wkshp	80	GEN/SELF
RYLE,SHANNON	NEW YORK, NY	Conf/Semnr/Wkshp	198	GEN/SELF
RYLE,SHANNON	NEW YORK, NY	Conf/Semnr/Wkshp	303	GEN/SELF
RYLE,SHANNON	NEW YORK, NY	Conf/Semnr/Wkshp	550	GEN/SELF
SAMUELSON,MYSTERA MARIE	FLORIDA	Conf/Semnr/Wkshp	200	GEN/SELF
SANDEEP LANGAR	COLLEGE STATION, TX	CONFERENCE/ WORKSHOP	350	GEN/SELF
SANDERS-WOOD,LESLEY	DENVER, CO	Conf/Semnr/Wkshp	56	GEN/SELF
SANDERS-WOOD,LESLEY	DENVER, CO	Conf/Semnr/Wkshp	64	GEN/SELF
SANDERS-WOOD,LESLEY	DENVER, CO	Conf/Semnr/Wkshp	136	GEN/SELF
SANDERS-WOOD,LESLEY	DENVER, CO	Conf/Semnr/Wkshp	658	GEN/SELF
SANDERS-WOOD,LESLEY	DENVER, CO	Conf/Semnr/Wkshp	784	GEN/SELF
SANTIAGO ZORRILLIA	MERIDIAN, MS	RENTAL CAR / U-SAVE	100	GEN/SELF
SARAH MANGRUM	ATLANTA, GA	RENTAL CAR - ENTERPRISE	136	GEN/SELF
SAYRE,EDWARD A	BOSTON, MA	Conf/Semnr/Wkshp	20	GEN/SELF
SAYRE,EDWARD A	BOSTON, MA	Conf/Semnr/Wkshp	76	GEN/SELF
SAYRE,EDWARD A	BOSTON, MA	Conf/Semnr/Wkshp	504	GEN/SELF

**OUT-OF-STATE TRAVEL
FISCAL YEAR 2017**

University of Southern Mississippi (268-00)

Name of Agency

Note: All expenditures recorded on this form must be totaled and said total must agree with the out-of-state travel amount indicated for FY 2015 on Form Mbr-1, line 1.A.2.b.

Employee's Name	Destination	Purpose	Travel Cost	Funding Source
SCHUMAN,MOHAMAD	RENO, NV	Conf/Semnr/Wkshp	70	GEN/SELF
SCHUMAN,MOHAMAD	RENO, NV	Conf/Semnr/Wkshp	75	GEN/SELF
SCHUMAN,MOHAMAD	CHICAGO, IL	Conf/Semnr/Wkshp	139	GEN/SELF
SCHUMAN,MOHAMAD	CHICAGO, IL	Conf/Semnr/Wkshp	185	GEN/SELF
SCHUMAN,MOHAMAD	PTE/ CHICAGO, IL	Conf/Semnr/Wkshp	268	GEN/SELF
SCHUMAN,MOHAMAD	RENO, NV	Conf/Semnr/Wkshp	481	GEN/SELF
SCHUMAN,MOHAMAD	CHICAGO, IL	Conf/Semnr/Wkshp	1,087	GEN/SELF
SCOTT GARRISON	ORLANDO, FL	CONFERENCE/ WORKSHOP	275	GEN/SELF
SCOTT, SUSAN	CHICAGO, IL	CONFERENCE/WORKSHOP	232	GEN/SELF
SCOTT,SUSAN	BIRMINGHAM, AL	Conf/Semnr/Wkshp	54	GEN/SELF
SCOTT,SUSAN	CHICAGO, IL	Conf/Semnr/Wkshp	101	GEN/SELF
SCOTT,SUSAN	BIRMINGHAM, AL	Conf/Semnr/Wkshp	149	GEN/SELF
SCOTT,SUSAN	BIRMINGHAM, AL	Conf/Semnr/Wkshp	276	GEN/SELF
SCOTT,SUSAN	BIRMINGHAM, AL	Conf/Semnr/Wkshp	473	GEN/SELF
SCOTT,SUSAN	CHICAGO, IL	Conf/Semnr/Wkshp	975	GEN/SELF
SCOTTY PLAND	SAN DIEGO, CA	ANNUAL MEETING	205	GEN/SELF
SCOTTY PLAND	ST LOUIS, MO	ANNUAL MEETING	235	GEN/SELF
SEALS,CHADRICK DEWAYNE	LAS VEGAS, NV	Conf/Semnr/Wkshp	96	GEN/SELF
SEALS,CHADRICK DEWAYNE	LAS VEGAS, NV	Conf/Semnr/Wkshp	111	GEN/SELF
SEALS,CHADRICK DEWAYNE	LAS VEGAS, NV	Conf/Semnr/Wkshp	687	GEN/SELF
SEALS,CHADRICK DEWAYNE	LAS VEGAS, NV	Conf/Semnr/Wkshp	1,164	GEN/SELF
SELLERS,KELLI	NEW ORLEANS, LA	Research and Teaching	33	GEN/SELF
SELLERS,KELLI	NEW ORLEANS, LA	Research and Teaching	40	GEN/SELF
SEQUEIRA,JENNIFER	ST.LOUIS, MO	Research and Teaching	(1,700)	GEN/SELF
SEQUEIRA,JENNIFER	ST.LOUIS, MO	Research and Teaching	(460)	GEN/SELF
SEQUEIRA,JENNIFER	ST.LOUIS, MO	Research and Teaching	460	GEN/SELF
SEQUEIRA,JENNIFER	ST.LOUIS, MO	Research and Teaching	540	GEN/SELF
SEQUEIRA,JENNIFER	ST.LOUIS, MO	Research and Teaching	1,700	GEN/SELF
SESSIONS,ERIN	PTE/ NEW ORLEANS, LA	Other	170	GEN/SELF
SHANNON CAMPBELL	SAN DIEGO, CA	CONFERENCE/ WORKSHOP	(250)	GEN/SELF

**OUT-OF-STATE TRAVEL
FISCAL YEAR 2017**

University of Southern Mississippi (268-00)

Name of Agency

Note: All expenditures recorded on this form must be totaled and said total must agree with the out-of-state travel amount indicated for FY 2015 on Form Mbr-1, line 1.A.2.b.

Employee's Name	Destination	Purpose	Travel Cost	Funding Source
SHANNON CAMPBELL	FT. WORTH, TX	RENTAL CAR / U-SAVE	170	GEN/SELF
SHEFFIELD,CYNTHIA	PTE/ MINNEAPOLIS, MN	Conf/Semnr/Wkshp	308	GEN/SELF
SHERRY HERRON	TURTLE COVE, LA	RENTAL CAR - ENTERPRISE	67	GEN/SELF
SHI,WEIHUA	HOUSTON, TX	Conf/Semnr/Wkshp	131	GEN/SELF
SHI,WEIHUA	HOUSTON, TX	Conf/Semnr/Wkshp	170	GEN/SELF
SHI,WEIHUA	HOUSTON, TX	Conf/Semnr/Wkshp	433	GEN/SELF
SHI,WEIHUA	HOUSTON, TX	Conf/Semnr/Wkshp	684	GEN/SELF
Shows, Michelle	Orlando, FL	Conference	(845)	GEN/SELF
SIMMONS,VALERIE	ATLANTA, GA	Conf/Semnr/Wkshp	425	GEN/SELF
SIMMONS,VALERIE	ATLANTA, GA	Conf/Semnr/Wkshp	471	GEN/SELF
SIMMONS,VALERIE	ATLANTA, GA	Conf/Semnr/Wkshp	1,612	GEN/SELF
SIMMONS,VALERIE	PTE/ ATLANTA, GA	Conf/Semnr/Wkshp	2,730	GEN/SELF
SIMMONS,VALERIE	ATLANTA, GA	Conf/Semnr/Wkshp	2,814	GEN/SELF
SLIMAN,DAVID	ATLANTA, GA	Conf/Semnr/Wkshp	54	GEN/SELF
SLIMAN,DAVID	BIRMINGHAM, AL	Business Meeting	136	GEN/SELF
SLIMAN,DAVID	BIRMINGHAM, AL	Business Meeting	270	GEN/SELF
SLIMAN,DAVID	ATLANTA, GA	Conf/Semnr/Wkshp	437	GEN/SELF
SLIMAN,DAVID	ORLANDO, FL	Conf/Semnr/Wkshp	716	GEN/SELF
SLIMAN,DAVID	ATLANTA, GA	Conf/Semnr/Wkshp	861	GEN/SELF
SLIMAN,DAVID	ORLANDO, FL	Conf/Semnr/Wkshp	1,157	GEN/SELF
SMITH,ELIZABETH (WELLINGS)	SPOKANE, WA	Conf/Semnr/Wkshp	123	GEN/SELF
SMITH,ELIZABETH (WELLINGS)	SPOKANE, WA	Conf/Semnr/Wkshp	137	GEN/SELF
SMITH,ELIZABETH (WELLINGS)	SPOKANE, WA	Conf/Semnr/Wkshp	140	GEN/SELF
SMITH,LYNN	LEXINGTON, KY	CONFERENCE/WORKSHOP	520	GEN/SELF
SMITH,LYNN L	LEXINGTON, KY	Recruitment	76	GEN/SELF
SMITH,LYNN L	NEW ORLEANS, LA	Conf/Semnr/Wkshp	105	GEN/SELF
SMITH,LYNN L	NEW ORLEANS, LA	Conf/Semnr/Wkshp	129	GEN/SELF
SMITH,LYNN L	LEXINGTON, KY	Recruitment	159	GEN/SELF
SMITH,LYNN L	LEXINGTON, KY	Recruitment	610	GEN/SELF
SMITH,LYNN L	NEW ORLEANS, LA	Conf/Semnr/Wkshp	740	GEN/SELF
SMITH,LYNN L	LEXINGTON, KY	Recruitment	970	GEN/SELF

**OUT-OF-STATE TRAVEL
FISCAL YEAR 2017**

University of Southern Mississippi (268-00)

Name of Agency

Note: All expenditures recorded on this form must be totaled and said total must agree with the out-of-state travel amount indicated for FY 2015 on Form Mbr-1, line 1.A.2.b.

Employee's Name	Destination	Purpose	Travel Cost	Funding Source
SMITH,MICKEY	SAVANNAH, GA	Conf/Semnr/Wkshp	48	GEN/SELF
SMITH,MICKEY	SAVANNAH, GA	Conf/Semnr/Wkshp	527	GEN/SELF
SMITH,MICKEY	SAVANNAH, GA	Conf/Semnr/Wkshp	898	GEN/SELF
SMITH,TRACY M	TUSCALOOSA, AL	Conf/Semnr/Wkshp	203	GEN/SELF
SMITH,TRACY M	TUSCALOOSA, AL	Conf/Semnr/Wkshp	290	GEN/SELF
SMITH,WILLIAM CURTIS	MEMPHIS, TN	Conf/Semnr/Wkshp	78	GEN/SELF
SMITH,WILLIAM CURTIS	MEMPHIS, TN	Conf/Semnr/Wkshp	333	GEN/SELF
SMITH,WILLIAM CURTIS	PTE/ MEMPHIS, TN	Conf/Semnr/Wkshp	600	GEN/SELF
SMITH,WILLIAM CURTIS	MEMPHIS, TN	Conf/Semnr/Wkshp	748	GEN/SELF
STACEY READY	NEW ORLEANS, LA	VAN RENTAL - ENTERPRISE	106	GEN/SELF
STANDLAND,JAMES	FOLEY, AL	Recruitment	6	GEN/SELF
STANDLAND,JAMES	MOBILE, AL	Recruitment	22	GEN/SELF
STANDLAND,JAMES	FOLEY, AL	Recruitment	28	GEN/SELF
STANDLAND,JAMES	FORT COLLINS, CO	Conf/Semnr/Wkshp	30	GEN/SELF
STANDLAND,JAMES	FORT COLLINS, CO	Conf/Semnr/Wkshp	54	GEN/SELF
STANDLAND,JAMES	EAST ASCENSION, LA	Recruitment	56	GEN/SELF
STANDLAND,JAMES	CHICAGO, IL	Conf/Semnr/Wkshp	86	GEN/SELF
STANDLAND,JAMES	FORT COLLINS, CO	Conf/Semnr/Wkshp	105	GEN/SELF
STANDLAND,JAMES	FORT COLLINS, CO	Conf/Semnr/Wkshp	110	GEN/SELF
STANDLAND,JAMES	FORT COLLINS, CO	Conf/Semnr/Wkshp	175	GEN/SELF
STANDLAND,JAMES	CHICAGO, IL	Conf/Semnr/Wkshp	190	GEN/SELF
STANDLAND,JAMES	PTE/ CHICAGO, IL	Conf/Semnr/Wkshp	430	GEN/SELF
STANDLAND,JAMES	FORT COLLINS, CO	Conf/Semnr/Wkshp	503	GEN/SELF
STANDLAND,JAMES	FORT COLLINS, CO	Conf/Semnr/Wkshp	613	GEN/SELF
STANDLAND,JAMES	CHICAGO, IL	Conf/Semnr/Wkshp	1,337	GEN/SELF
STELK,STEVEN	POINT CLEAR, AL	Conf/Semnr/Wkshp	137	GEN/SELF
STELK,STEVEN	POINT CLEAR, AL	Conf/Semnr/Wkshp	954	GEN/SELF
STEPANOVA,ELENA VALERYEVNA	PTE/ LONG BEACH, CA	Conf/Semnr/Wkshp	250	GEN/SELF
STEPANOVA,ELENA VALERYEVNA	PTE/ ST PETE BEACH, FL	Conf/Semnr/Wkshp	250	GEN/SELF
STEPANOVA,ELENA VALERYEVNA	ST.PETE BCH, FL	Conf/Semnr/Wkshp	500	GEN/SELF
STEVEN MOSHER	SAN ANTONIO, TX	ANNUAL MEETING	(445)	GEN/SELF

**OUT-OF-STATE TRAVEL
FISCAL YEAR 2017**

University of Southern Mississippi (268-00)

Name of Agency

Note: All expenditures recorded on this form must be totaled and said total must agree with the out-of-state travel amount indicated for FY 2015 on Form Mbr-1, line 1.A.2.b.

Employee's Name	Destination	Purpose	Travel Cost	Funding Source
STORY,JENNIFER LACHEL	CHARLESTON, SC	Conf/Semnr/Wkshp	72	GEN/SELF
STORY,JENNIFER LACHEL	CHARLESTON, SC	Conf/Semnr/Wkshp	89	GEN/SELF
STORY,JENNIFER LACHEL	NEW ORLEANS, LA	Conf/Semnr/Wkshp	113	GEN/SELF
STORY,JENNIFER LACHEL	SAN DIEGO, CA	Conf/Semnr/Wkshp	127	GEN/SELF
STORY,JENNIFER LACHEL	TAMPA, FL	Conf/Semnr/Wkshp	127	GEN/SELF
STORY,JENNIFER LACHEL	TAMPA, FL	Conf/Semnr/Wkshp	155	GEN/SELF
STORY,JENNIFER LACHEL	NEW ORLEANS, LA	Conf/Semnr/Wkshp	196	GEN/SELF
STORY,JENNIFER LACHEL	SAN DIEGO, CA	Conf/Semnr/Wkshp	199	GEN/SELF
STORY,JENNIFER LACHEL	TAMPA, FL	Conf/Semnr/Wkshp	252	GEN/SELF
STORY,JENNIFER LACHEL	SAN DIEGO, CA	Conf/Semnr/Wkshp	310	GEN/SELF
STORY,JENNIFER LACHEL	CHARLESTON, SC	Conf/Semnr/Wkshp	348	GEN/SELF
STORY,JENNIFER LACHEL	SAN DIEGO, CA	Conf/Semnr/Wkshp	440	GEN/SELF
STORY,JENNIFER LACHEL	CHARLESTON, SC	Conf/Semnr/Wkshp	450	GEN/SELF
STORY,JENNIFER LACHEL	NEW ORLEANS, LA	Conf/Semnr/Wkshp	535	GEN/SELF
STORY,JENNIFER LACHEL	SAN DIEGO, CA	Conf/Semnr/Wkshp	598	GEN/SELF
STORY,JENNIFER LACHEL	TAMPA, FL	Conf/Semnr/Wkshp	670	GEN/SELF
STORY,JENNIFER LACHEL	CHARLESTON, SC	Conf/Semnr/Wkshp	769	GEN/SELF
STORY,JENNIFER LACHEL	NEW ORLEANS, LA	Conf/Semnr/Wkshp	967	GEN/SELF
STORY,JENNIFER LACHEL	SAN DIEGO, CA	Conf/Semnr/Wkshp	982	GEN/SELF
STORY,JENNIFER LACHEL	TAMPA, FL	Conf/Semnr/Wkshp	1,278	GEN/SELF
STOULIG,DEBORAH	AUSTIN, TX	Conf/Semnr/Wkshp	13	GEN/SELF
STOULIG,DEBORAH	AUSTIN, TX	Conf/Semnr/Wkshp	83	GEN/SELF
STOULIG,DEBORAH	AUSTIN, TX	Conf/Semnr/Wkshp	312	GEN/SELF
STOULIG,DEBORAH	AUSTIN, TX	Conf/Semnr/Wkshp	449	GEN/SELF
STRINGER,STEPHANIE	SHELBY COUNTY, TN	Recruitment	41	GEN/SELF
STRINGER,STEPHANIE	MEMPHIS, TN	Recruitment	221	GEN/SELF
STRINGER,STEPHANIE	MEMPHIS, TN	Recruitment	599	GEN/SELF
STRINGER,STEPHANIE	MEMPHIS, TN	Recruitment	612	GEN/SELF
STRINGER,STEPHANIE	MEMPHIS, TN	Recruitment	716	GEN/SELF
STRINGER,STEPHANIE	MEMPHIS, TN	Recruitment	1,048	GEN/SELF
STUART,VICKIE	NEW ORLEANS, LA	Conf/Semnr/Wkshp	140	GEN/SELF
STUART,VICKIE	NEW ORLEANS, LA	Conf/Semnr/Wkshp	170	GEN/SELF

**OUT-OF-STATE TRAVEL
FISCAL YEAR 2017**

University of Southern Mississippi (268-00)

Name of Agency

Note: All expenditures recorded on this form must be totaled and said total must agree with the out-of-state travel amount indicated for FY 2015 on Form Mbr-1, line 1.A.2.b.

Employee's Name	Destination	Purpose	Travel Cost	Funding Source
STUART,VICKIE	ALEXANDRIA, VA	Conf/Semnr/Wkshp	176	GEN/SELF
STUART,VICKIE	PTE/ NEW ORLEANS, LA	Conf/Semnr/Wkshp	445	GEN/SELF
STUART,VICKIE	ALEXANDRIA, VA	Conf/Semnr/Wkshp	480	GEN/SELF
STUART,VICKIE	ALEXANDRIA, VA	Conf/Semnr/Wkshp	773	GEN/SELF
STUART,VICKIE	NEW ORLEANS, LA	Conf/Semnr/Wkshp	1,330	GEN/SELF
SUBRINA COOPER	WASHINGTON, DC	REGISTRATION FEE	249	GEN/SELF
SUBRINA COOPER	WASHINGTON, DC	CONFERENCE/ WORKSHOP	770	GEN/SELF
SUBRINA COOPER	DENVER, CO	CONFERENCE/ WORKSHOP	1,200	GEN/SELF
SUN, ZHENG	PENSACOLA, FL	Performance	160	GEN/SELF
SUN, ZHENG	PENSACOLA, FL	Performance	168	GEN/SELF
SUNG,ANDREW H	WASHINGTON, DC	Business Meeting	27	GEN/SELF
SUNG,ANDREW H	WASHINGTON, DC	Business Meeting	140	GEN/SELF
SUNG,ANDREW H	WASHINGTON, DC	Business Meeting	166	GEN/SELF
SUNG,ANDREW H	WASHINGTON, DC	Business Meeting	374	GEN/SELF
SUNG,ANDREW H	WASHINGTON, DC	Business Meeting	376	GEN/SELF
SUPER 8 OF CALVERT CITY	MURRAY, KY	Performance	1,375	GEN/SELF
SUSAN RAYBORN	WASHINGTON, DC	CONFERENCE/ WORKSHOP	1,125	GEN/SELF
SWANN,ANNA	SHREVEPORT, LA	Conf/Semnr/Wkshp	18	GEN/SELF
SWANN,ANNA	SHREVEPORT, LA	Conf/Semnr/Wkshp	157	GEN/SELF
SWANN,ANNA	SHREVEPORT, LA	Conf/Semnr/Wkshp	349	GEN/SELF
SWANN,ANNA	SHREVEPORT, LA	Conf/Semnr/Wkshp	475	GEN/SELF
SWEATT,CHRISTIAN	BILOXI, MS;MOBILE, AL	Recruitment	285	GEN/SELF
SYD CONNER	WASHINGTON, DC	CONFERENCE/ WORKSHOP	725	GEN/SELF
SYLVESTER, KEITH	HATTIESBURG, MS	RENTAL CAR - ENTERPRISE	(102)	GEN/SELF
SYLVESTER, KEITH	HATTIESBURG, MS	RENTAL CAR - ENTERPRISE	315	GEN/SELF
Takewell, W.	Minneapolis, MN	Conference	(672)	GEN/SELF
Takewell, W.	Minneapolis, MN	Conference	(359)	GEN/SELF
TARBETT-WALLACE, FRANCES	ATLANTA, GA	Conf/Semnr/Wkshp	40	GEN/SELF
TARBETT-WALLACE, FRANCES	ATLANTA, GA	Conf/Semnr/Wkshp	47	GEN/SELF
TARBETT-WALLACE, FRANCES	PTE/ATLANTA, GA	Conf/Semnr/Wkshp	332	GEN/SELF

**OUT-OF-STATE TRAVEL
FISCAL YEAR 2017**

University of Southern Mississippi (268-00)

Name of Agency

Note: All expenditures recorded on this form must be totaled and said total must agree with the out-of-state travel amount indicated for FY 2015 on Form Mbr-1, line 1.A.2.b.

Employee's Name	Destination	Purpose	Travel Cost	Funding Source
TARBETT-WALLACE, FRANCES	ATLANTA, GA	Conf/Semnr/Wkshp	649	GEN/SELF
TARDY,CHARLES HOLMAN	CHICAGO, IL	Conf/Semnr/Wkshp	33	GEN/SELF
TARDY,CHARLES HOLMAN	TAMPA, FL	Conf/Semnr/Wkshp	79	GEN/SELF
TARDY,CHARLES HOLMAN	CHICAGO, IL	Conf/Semnr/Wkshp	105	GEN/SELF
TARDY,CHARLES HOLMAN	TAMPA, FL	Conf/Semnr/Wkshp	284	GEN/SELF
TARDY,CHARLES HOLMAN	TAMPA, FL	Conf/Semnr/Wkshp	437	GEN/SELF
TARDY,CHARLES HOLMAN	CHICAGO, IL	Conf/Semnr/Wkshp	862	GEN/SELF
TAYLOR,RONNIE	LAS VEGAS, NV	Business Meeting	87	GEN/SELF
TAYLOR,RONNIE	LAS VEGAS, NV	Business Meeting	385	GEN/SELF
TAYLOR,RONNIE	PTE/LAS VEGAS, NV	Conf/Semnr/Wkshp	1,065	GEN/SELF
TAYLOR,RONNIE	PTE/LAS VEGAS, NV	Conf/Semnr/Wkshp	1,065	GEN/SELF
TEMPLETON,DEBORAH MICHELLE	MINNEAPOLIS, MN	Conf/Semnr/Wkshp	90	GEN/SELF
TEMPLETON,DEBORAH MICHELLE	MINNEAPOLIS, MN	Conf/Semnr/Wkshp	127	GEN/SELF
TEMPLETON,DEBORAH MICHELLE	PTE/ MINNEAPOLIS, MN	Conf/Semnr/Wkshp	523	GEN/SELF
TEMPLETON,DEBORAH MICHELLE	MINNEAPOLIS, MN	Conf/Semnr/Wkshp	612	GEN/SELF
THE EXPRESS	SPANISH FORT	Performance	1,180	GEN/SELF
THOMAS,CASEY LOGAN	CHARLOTTE, NC	Conf/Semnr/Wkshp	660	GEN/SELF
THOMPSON,MELISSA	SEATTLE, WA	Conf/Semnr/Wkshp	325	GEN/SELF
THOMPSON,MELISSA	PTE/ MORGANTOWN, WV	Conf/Semnr/Wkshp	400	GEN/SELF
THOMPSON,MELISSA	PTE/SEATTLE, WA	Conf/Semnr/Wkshp	594	GEN/SELF
THOMPSON,MELISSA	PTE/ MORGANTOWN, WV	Conf/Semnr/Wkshp	611	GEN/SELF
THOMPSON,MELISSA	SEATTLE, WA	Conf/Semnr/Wkshp	724	GEN/SELF
THOMPSON,ROBERT A	SAN FRANCISCO, CA	Conf/Semnr/Wkshp	23	GEN/SELF
THOMPSON,ROBERT A	SAN FRANCISCO, CA	Conf/Semnr/Wkshp	145	GEN/SELF
THOMPSON,ROBERT A	SAN FRANCISCO, CA	Conf/Semnr/Wkshp	213	GEN/SELF
THOMPSON,ROBERT A	SAN FRANCISCO, CA	Conf/Semnr/Wkshp	608	GEN/SELF
TINA WHITE	ORLANDO, FL	TRAINING	199	GEN/SELF
TINA WHITE	ORLANDO, FL	WORKSHOP	2,395	GEN/SELF

**OUT-OF-STATE TRAVEL
FISCAL YEAR 2017**

University of Southern Mississippi (268-00)

Name of Agency

Note: All expenditures recorded on this form must be totaled and said total must agree with the out-of-state travel amount indicated for FY 2015 on Form Mbr-1, line 1.A.2.b.

Employee's Name	Destination	Purpose	Travel Cost	Funding Source
TINNON,ELIZABETH	ATLANTA, GA	Conf/Semnr/Wkshp	400	GEN/SELF
TINNON,ELIZABETH	ATLANTA, GA	Conf/Semnr/Wkshp	440	GEN/SELF
TINNON,ELIZABETH	ATLANTA, GA	Conf/Semnr/Wkshp	707	GEN/SELF
TOM HUTCHINSON, AMANDA CASCIO	DALLAS,TX	CONFERENCE/ WORKSHOP	690	GEN/SELF
TOM HUTCHINSON, AMANDA CASCIO	PHILADELPHIA, PA	TRAINING	2,994	GEN/SELF
TOMMY HILLMAN	DALLAS,TX	CONFERENCE/ WORKSHOP	495	GEN/SELF
TORRES,MARIANGELY MELENDEZ	ORLANDO, FL	Conf/Semnr/Wkshp	200	GEN/SELF
TRENTON GOULD	SAN DIEGO, CA	ANNUAL MEETING	205	GEN/SELF
TRENTON GOULD	ST LOUIS, MO	ANNUAL MEETING	235	GEN/SELF
TREST,WILLIAM MICHAEL	LOS ANGELES, CA	Conf/Semnr/Wkshp	170	GEN/SELF
TREST,WILLIAM MICHAEL	LOS ANGELES, CA	Conf/Semnr/Wkshp	192	GEN/SELF
TREST,WILLIAM MICHAEL	LOS ANGELES, CA	Conf/Semnr/Wkshp	387	GEN/SELF
TREST,WILLIAM MICHAEL	PTE/ LOS ANGELES, CA	Conf/Semnr/Wkshp	387	GEN/SELF
TREST,WILLIAM MICHAEL	LOS ANGELES, CA	Conf/Semnr/Wkshp	1,478	GEN/SELF
TUBBS,WILLIE	ST PAUL , MN	Conf/Semnr/Wkshp	300	GEN/SELF
TUBBS,WILLIE	ST PAUL, MN	Conf/Semnr/Wkshp	300	GEN/SELF
TULIO SULBARAN	LONG BEACH, CA	CONFERENCE/ WORKSHOP	570	GEN/SELF
TURNER,DIANE ELIZABETH	MIAMI, FL	Conf/Semnr/Wkshp	100	GEN/SELF
TURNER,DIANE ELIZABETH	ASHEVILLE, NC	Conf/Semnr/Wkshp	275	GEN/SELF
TURNER,DIANE ELIZABETH	MIAMI, FL	Conf/Semnr/Wkshp	275	GEN/SELF
TURNER,DIANE ELIZABETH	ATLANTA, GA	Conf/Semnr/Wkshp	280	GEN/SELF
TURNER,DIANE ELIZABETH	MIAMI, FL	Conf/Semnr/Wkshp	375	GEN/SELF
TURNER,DIANE ELIZABETH	ATLANTA, GA	Conf/Semnr/Wkshp	410	GEN/SELF
TURNER,DIANE ELIZABETH	ATLANTA, GA	Conf/Semnr/Wkshp	454	GEN/SELF
TURNER,DIANE ELIZABETH	ASHEVILLE, NC	Conf/Semnr/Wkshp	697	GEN/SELF
TURNER,DIANE ELIZABETH	ASHEVILLE, NC	Conf/Semnr/Wkshp	924	GEN/SELF

**OUT-OF-STATE TRAVEL
FISCAL YEAR 2017**

University of Southern Mississippi (268-00)

Name of Agency

Note: All expenditures recorded on this form must be totaled and said total must agree with the out-of-state travel amount indicated for FY 2015 on Form Mbr-1, line 1.A.2.b.

Employee's Name	Destination	Purpose	Travel Cost	Funding Source
TURNER,DIANE ELIZABETH	MIAMI, FL	Conf/Semnr/Wkshp	1,364	GEN/SELF
TURNER,ZACHARY	NEW ORLEANS, LA	Conf/Semnr/Wkshp	145	GEN/SELF
TYNES,PAUL	LOS ANGELES, CA	Conf/Semnr/Wkshp	101	GEN/SELF
TYNES,PAUL	LOS ANGELES, CA	Conf/Semnr/Wkshp	193	GEN/SELF
TYNES,PAUL	LOS ANGELES, CA	Conf/Semnr/Wkshp	495	GEN/SELF
TYNES,PAUL	LOS ANGELES, CA	Conf/Semnr/Wkshp	1,385	GEN/SELF
ULRICH,REBECCA LYNN	CHENEY, WA	Conf/Semnr/Wkshp	10	GEN/SELF
ULRICH,REBECCA LYNN	CHENEY, WA	Conf/Semnr/Wkshp	190	GEN/SELF
UNIVERSITY OF FLORIDA	ATLANTA, GA	Conf/Semnr/Wkshp	1,450	GEN/SELF
UPADHYAY,TULSI	SAN ANTONIO, TX2	Conf/Semnr/Wkshp	56	GEN/SELF
UPADHYAY,TULSI	SAN ANTONIO, TX	Conf/Semnr/Wkshp	79	GEN/SELF
VALENCIA WALL, MATTHEW COOLEY	PENSACOLA, FL	VAN RENTAL - ENTERPRISE	332	GEN/SELF
VANSKIVER,KATHRYN A	WASHINGTON, DC	Conf/Semnr/Wkshp	85	GEN/SELF
VANSKIVER,KATHRYN A	WASHINGTON, DC	Conf/Semnr/Wkshp	336	GEN/SELF
VARNADO,FREDERICK E	VEGAS, NV	Conf/Semnr/Wkshp	12	GEN/SELF
VARNADO,FREDERICK E	VEGAS, NV	Conf/Semnr/Wkshp	148	GEN/SELF
VARNADO,FREDERICK E	PTE/LAS VEGAS, NV	Conf/Semnr/Wkshp	435	GEN/SELF
VARNADO,FREDERICK E	PTE/LAS VEGAS, NV	Conf/Semnr/Wkshp	499	GEN/SELF
VARNADO,FREDERICK E	VEGAS, NV	Conf/Semnr/Wkshp	1,001	GEN/SELF
VILLAROSA,MARGO	PHILADELPHIA, PA	Conf/Semnr/Wkshp	200	GEN/SELF
VINZANT,DOUGLAS	NEW OLREANS, LA	Conf/Semnr/Wkshp	44	GEN/SELF
VINZANT,DOUGLAS	PHOENIX, AZ	Conf/Semnr/Wkshp	112	GEN/SELF
VINZANT,DOUGLAS	NEW OLREANS, LA	Conf/Semnr/Wkshp	331	GEN/SELF
VINZANT,DOUGLAS	PTE/PHOENIX, AZ	Conf/Semnr/Wkshp	435	GEN/SELF
VINZANT,DOUGLAS	PTE/NEW ORLEANS, LA	Conf/Semnr/Wkshp	450	GEN/SELF
VINZANT,DOUGLAS	PHOENIX, AZ	Conf/Semnr/Wkshp	600	GEN/SELF
VINZANT,DOUGLAS	PHOENIX, AZ	Conf/Semnr/Wkshp	1,007	GEN/SELF
VINZANT,DOUGLAS	PTE/PHOENIX, AZ	Conf/Semnr/Wkshp	1,395	GEN/SELF
VISIC,PETRA	CHICAGO, IL	Conf/Semnr/Wkshp	480	GEN/SELF
VISIC,PETRA	CHICAGO, IL	Conf/Semnr/Wkshp	600	GEN/SELF
VISIC,PETRA	CHICAGO, IL	Conf/Semnr/Wkshp	600	GEN/SELF

**OUT-OF-STATE TRAVEL
FISCAL YEAR 2017**

University of Southern Mississippi (268-00)

Name of Agency

Note: All expenditures recorded on this form must be totaled and said total must agree with the out-of-state travel amount indicated for FY 2015 on Form Mbr-1, line 1.A.2.b.

Employee's Name	Destination	Purpose	Travel Cost	Funding Source
WADSWORTH,HARRY	NEW ORLEANS, LA	Business Meeting	336	GEN/SELF
WALDRUP,CHERI	NEW ORLEANS, LA	Conf/Semnr/Wkshp	53	GEN/SELF
WALDRUP,CHERI	NEW ORLEANS, LA	Conf/Semnr/Wkshp	129	GEN/SELF
WALDRUP,CHERI	NEW ORLEANS, LA	Conf/Semnr/Wkshp	449	GEN/SELF
WALDRUP,CHERI	NEW ORLEANS, LA	Conf/Semnr/Wkshp	675	GEN/SELF
WALKER,DAVID JAMES	NEW ORLEANS, LA	Conf/Semnr/Wkshp	130	GEN/SELF
WALKER,DAVID JAMES	NEW ORLEANS, LA	Conf/Semnr/Wkshp	138	GEN/SELF
WALKER,DAVID JAMES	NEW ORLEANS, LA	Conf/Semnr/Wkshp	1,532	GEN/SELF
WALKER,KELLY	ORLANDO, FL	Conf/Semnr/Wkshp	200	GEN/SELF
WALLACE,DAVIN	NEW ORLEANS, SLIDELL, LA	Business Meeting	120	GEN/SELF
WALLS,VALENCIA	PENSACOLA, FL	Conf/Semnr/Wkshp	28	GEN/SELF
WALLS,VALENCIA	PENSACOLA, FL	Business Meeting	51	GEN/SELF
WALTERS, FRANK PAUL	BALTIMORE, MD	CONFERENCE/ WORKSHOP	375	GEN/SELF
WALTERS,FRANK PAUL	AUSTIN, TX	Business Meeting	66	GEN/SELF
WALTERS,FRANK PAUL	BALTIMORE, MD	Conf/Semnr/Wkshp	673	GEN/SELF
WALTERS,FRANK PAUL	AUSTIN, TX	Conf/Semnr/Wkshp	687	GEN/SELF
WALTERS,FRANK PAUL	AUSTIN, TX	Conf/Semnr/Wkshp	786	GEN/SELF
WANG,SHUYAN	CHINA	Recruitment	(3,200)	GEN/SELF
WANG,SHUYAN	JACKSONVILLE, FL	Conf/Semnr/Wkshp	64	GEN/SELF
WANG,SHUYAN	JACKSONVILLE, FL	Conf/Semnr/Wkshp	136	GEN/SELF
WANG,SHUYAN	JACKSONVILLE, FL	Conf/Semnr/Wkshp	500	GEN/SELF
WANG,WEI	MOBILE, AL	Conf/Semnr/Wkshp	22	GEN/SELF
WANG,WEI	PORTLAND, OR	Business Meeting	58	GEN/SELF
WANG,WEI	NEW ORLEANS, LA	Conf/Semnr/Wkshp	75	GEN/SELF
WANG,WEI	NEW ORLEANS, LA	Conf/Semnr/Wkshp	90	GEN/SELF
WANG,WEI	MOBILE, AL	Conf/Semnr/Wkshp	95	GEN/SELF
WANG,WEI	MOBILE, AL	Conf/Semnr/Wkshp	195	GEN/SELF
WANG,WEI	MOBILE, AL	Conf/Semnr/Wkshp	229	GEN/SELF
WANG,WEI	NEW ORLEANS, LA	Conf/Semnr/Wkshp	385	GEN/SELF
WANG,WEI	NEW ORLEANS, LA	Conf/Semnr/Wkshp	514	GEN/SELF
WANG,WEI	PORTLAND, OR	Business Meeting	647	GEN/SELF

**OUT-OF-STATE TRAVEL
FISCAL YEAR 2017**

University of Southern Mississippi (268-00)

Name of Agency

Note: All expenditures recorded on this form must be totaled and said total must agree with the out-of-state travel amount indicated for FY 2015 on Form Mbr-1, line 1.A.2.b.

Employee's Name	Destination	Purpose	Travel Cost	Funding Source
WANG,WEI	PORTLAND, OR	Business Meeting	825	GEN/SELF
WANG,WEI	PORTLAND, OR	Business Meeting	1,058	GEN/SELF
WARD,BRADLEY	DALLAS, TX	Conf/Semnr/Wkshp	610	GEN/SELF
WARD,BRADLEY	DALLAS, TX	Conf/Semnr/Wkshp	1,135	GEN/SELF
WARD,MATTHEW	NEW ORLEANS, LA	Conf/Semnr/Wkshp	30	GEN/SELF
WARD,MATTHEW	NEW ORLEANS, LA	Conf/Semnr/Wkshp	60	GEN/SELF
WARDEN,MARY	SHREVEPORT, LA	Conf/Semnr/Wkshp	122	GEN/SELF
WARDEN,MARY	SHREVEPORT, LA	Conf/Semnr/Wkshp	155	GEN/SELF
Warrick, John	New Orleans, LA	Conference	77	GEN/SELF
WATSON,SHEREE	DECATUR, GA	Conf/Semnr/Wkshp	226	GEN/SELF
WATSON,SHEREE	DECATUR, GA	Conf/Semnr/Wkshp	320	GEN/SELF
WATSON,SHEREE	DECATUR, GA	Conf/Semnr/Wkshp	387	GEN/SELF
WEBSTER,MICHAEL	JACKSONVILLE, FL	Conf/Semnr/Wkshp	467	GEN/SELF
WEINAUER,ELLEN M	NAPLES, FL	Conf/Semnr/Wkshp	70	GEN/SELF
WEINAUER,ELLEN M	DENVER, CO	Conf/Semnr/Wkshp	74	GEN/SELF
WEINAUER,ELLEN M	NAPLES, FL	Conf/Semnr/Wkshp	78	GEN/SELF
WEINAUER,ELLEN M	DENVER, CO	Conf/Semnr/Wkshp	83	GEN/SELF
WEINAUER,ELLEN M	DENVER, CO	Conf/Semnr/Wkshp	134	GEN/SELF
WEINAUER,ELLEN M	NAPLES, FL	Conf/Semnr/Wkshp	156	GEN/SELF
WEINAUER,ELLEN M	PTE/DENVER, CO	Conf/Semnr/Wkshp	214	GEN/SELF
WEINAUER,ELLEN M	NAPLES, FL	Conf/Semnr/Wkshp	369	GEN/SELF
WEINAUER,ELLEN M	DENVER, CO	Conf/Semnr/Wkshp	922	GEN/SELF
WEINAUER,ELLEN M	NAPLES, FL	Conf/Semnr/Wkshp	1,145	GEN/SELF
WEINAUER,ELLEN;MATHI S,PAULA;READY,STACEY	DENVER, CO	CONFERENCE/ WORKSHOP	1,125	GEN/SELF
WENDY ATKINS-SAYRE	FREDRICKSBURG, VA	CONFERENCE/ WORKSHOP	140	GEN/SELF
WENDY ATKINS-SAYRE	FREDRICKSBURG, VA	CONFERENCE/ WORKSHOP	249	GEN/SELF
WESLEY,ANDREA L	RALEIGH, NC	Conf/Semnr/Wkshp	58	GEN/SELF
WESLEY,ANDREA L	RALEIGH, NC	Conf/Semnr/Wkshp	106	GEN/SELF
WESLEY,ANDREA L	RALEIGH, NC	Conf/Semnr/Wkshp	195	GEN/SELF
WESLEY,ANDREA L	RALEIGH, NC	Conf/Semnr/Wkshp	214	GEN/SELF
WESLEY,ANDREA L	RALEIGH, NC	Conf/Semnr/Wkshp	553	GEN/SELF

**OUT-OF-STATE TRAVEL
FISCAL YEAR 2017**

University of Southern Mississippi (268-00)

Name of Agency

Note: All expenditures recorded on this form must be totaled and said total must agree with the out-of-state travel amount indicated for FY 2015 on Form Mbr-1, line 1.A.2.b.

Employee's Name	Destination	Purpose	Travel Cost	Funding Source
WESTBROOK,BRITTNEY	NEW ORLEANS, LA	Conf/Semnr/Wkshp	44	GEN/SELF
WESTBROOK,BRITTNEY	NEW ORLEANS, LA	Conf/Semnr/Wkshp	125	GEN/SELF
WESTBROOK,BRITTNEY	NEW ORLEANS, LA	Conf/Semnr/Wkshp	171	GEN/SELF
WHIPPLE,HEATHER M	ORLANDO, FL	Conf/Semnr/Wkshp	200	GEN/SELF
WHITE,TINA	COLUMBIA, MD	Business Meeting	50	GEN/SELF
WHITE,TINA	COLUMBIA, MD	Business Meeting	81	GEN/SELF
WHITE,TINA	ORLANDO, FL	Conf/Semnr/Wkshp	630	GEN/SELF
WHITE,TINA	ORLANDO, FL	Conf/Semnr/Wkshp	672	GEN/SELF
WHITE,TINA	PTE/ COLUMBIA, MD	Other	822	GEN/SELF
WHITE,TINA	COLUMBIA, MD	Business Meeting	978	GEN/SELF
WHITLEY,CHRISTINA	NEW ORLEANS, LA	Research and Teaching	23	GEN/SELF
WIESENBURG, DENIS	ORLANDO, FL	CONFERENCE/WORKSHOP	500	GEN/SELF
WIESENBURG,DENIS ALAN	NASHVILLE, TN	Conf/Semnr/Wkshp	25	GEN/SELF
WIESENBURG,DENIS ALAN	SANTA FE, NM	Business Meeting	76	GEN/SELF
WIESENBURG,DENIS ALAN	ORLANDO, FL	Business Meeting	104	GEN/SELF
WIESENBURG,DENIS ALAN	HOUSTON, TX	Business Meeting	118	GEN/SELF
WIESENBURG,DENIS ALAN	ORLANDO, FL	Business Meeting	127	GEN/SELF
WIESENBURG,DENIS ALAN	SANTA FE, NM	Business Meeting	251	GEN/SELF
WIESENBURG,DENIS ALAN	ORLANDO, FL	Conf/Semnr/Wkshp	385	GEN/SELF
WIESENBURG,DENIS ALAN	NASHVILLE, TN	Conf/Semnr/Wkshp	477	GEN/SELF
WIESENBURG,DENIS ALAN	PTE/ NASHVILLE, TN	Conf/Semnr/Wkshp	500	GEN/SELF
WIESENBURG,DENIS ALAN	PTE/ SANTA FE, NEW MEXICO	Conf/Semnr/Wkshp	575	GEN/SELF
WIESENBURG,DENIS ALAN	PTE/ SANTA FE, NEW MEXICO	Conf/Semnr/Wkshp	643	GEN/SELF
WIESENBURG,DENIS ALAN	NASHVILLE, TN	Conf/Semnr/Wkshp	723	GEN/SELF
WIESENBURG,DENIS ALAN	ORLANDO, FL	Business Meeting	864	GEN/SELF
WIESENBURG,DENIS ALAN	SANTA FE, NM	Business Meeting	1,747	GEN/SELF
WILBUR MARTIN	NEW YORK, NY	CONFERENCE/ WORKSHOP	95	GEN/SELF

**OUT-OF-STATE TRAVEL
FISCAL YEAR 2017**

University of Southern Mississippi (268-00)

Name of Agency

Note: All expenditures recorded on this form must be totaled and said total must agree with the out-of-state travel amount indicated for FY 2015 on Form Mbr-1, line 1.A.2.b.

Employee's Name	Destination	Purpose	Travel Cost	Funding Source
WILCOX,JAMES	SAN ANTONIO, TX	Conf/Semnr/Wkshp	68	GEN/SELF
WILCOX,JAMES	SAN ANTONIO, TX	Conf/Semnr/Wkshp	80	GEN/SELF
WILCOX,JAMES	SAN ANTONIO, TX	Conf/Semnr/Wkshp	139	GEN/SELF
WILCOX,JAMES	SAN ANTONIO, TX	Conf/Semnr/Wkshp	195	GEN/SELF
WILCOX,JAMES	SAN ANTONIO, TX	Conf/Semnr/Wkshp	497	GEN/SELF
WILKINSON,MEGAN	PTE/ BLOOMINGTON, IN	Conf/Semnr/Wkshp	439	GEN/SELF
WILKS,AMY	ORLANDO, FL	Conf/Semnr/Wkshp	93	GEN/SELF
WILKS,AMY	PTE/ ORLANDO, FL	Conf/Semnr/Wkshp	175	GEN/SELF
WILLIAM CAREY UNIVERSITY	ATHENS, OH	Performance	500	GEN/SELF
WILLIAM R WILSON	ORLANDO, FL	CONFERENCE/ WORKSHOP	5,369	GEN/SELF
WILLIAMS,AMANDA	NEWBERN, AL	Business Meeting	26	GEN/SELF
WILLIAMS,DELORIES M	BILOXI, MS	Business Meeting	225	GEN/SELF
WILLIAMS,JACLYN	BILOXI, MS	Conf/Semnr/Wkshp	32	GEN/SELF
WILLIAMS,JACLYN	BILOXI, MS	Conf/Semnr/Wkshp	49	GEN/SELF
WILLIAMS,JACLYN	BILOXI, MS	Conf/Semnr/Wkshp	337	GEN/SELF
WILLIAMS,NICHOLAS	LAS VEGAS, NV	Conf/Semnr/Wkshp	140	GEN/SELF
WILLIAMS,NICHOLAS	LAS VEGAS, NV	Conf/Semnr/Wkshp	197	GEN/SELF
WILLIAMS,NICHOLAS	LAS VEGAS, NV	Business Meeting	385	GEN/SELF
WILLIAMS,NICHOLAS	PTE/LAS VEGAS, NV	Conf/Semnr/Wkshp	1,065	GEN/SELF
WILLIAMS,NICHOLAS	PTE/LAS VEGAS, NV	Conf/Semnr/Wkshp	1,065	GEN/SELF
WILLIAMSON,DAVID W	DENVER, CO	Conf/Semnr/Wkshp	(172)	GEN/SELF
WILLIAMSON,DAVID W	DENVER, CO	Conf/Semnr/Wkshp	50	GEN/SELF
WILLIAMSON,DAVID W	DENVER, CO	Conf/Semnr/Wkshp	122	GEN/SELF
WILLIAMSON,DAVID W	DENVER, CO	Conf/Semnr/Wkshp	740	GEN/SELF
WILLIAM TAKEWELL	MINNEAPOLIS,MN	SHUTTLE RENTAL	198	GEN/SELF
WILLIAM TAKEWELL	MINNEAPOLIS,MN	CONFERENCE/ WORKSHOP	2,862	GEN/SELF
WILSON,REGINALD	NEW ORLEANS, LA	Conf/Semnr/Wkshp	127	GEN/SELF
WILSON,REGINALD	DESTIN, FL	Conf/Semnr/Wkshp	259	GEN/SELF
WILSON,REGINALD	NEW ORLEANS, LA	Conf/Semnr/Wkshp	273	GEN/SELF
WILSON,REGINALD	NEW ORLEANS, LA	Conf/Semnr/Wkshp	421	GEN/SELF
WILSON,REGINALD	DESTIN, FL	Conf/Semnr/Wkshp	423	GEN/SELF

**OUT-OF-STATE TRAVEL
FISCAL YEAR 2017**

University of Southern Mississippi (268-00)

Name of Agency

Note: All expenditures recorded on this form must be totaled and said total must agree with the out-of-state travel amount indicated for FY 2015 on Form Mbr-1, line 1.A.2.b.

Employee's Name	Destination	Purpose	Travel Cost	Funding Source
WILSON,WILLIAM R	PTE/ ORLANDO, FL	Conf/Semnr/Wkshp	36	GEN/SELF
WILSON,WILLIAM R	ORLANDO, FL	Conf/Semnr/Wkshp	50	GEN/SELF
WILSON,WILLIAM R	ORLANDO, FL	Conf/Semnr/Wkshp	75	GEN/SELF
WILSON,WILLIAM R	PTE/ ORLANDO, FL	Conf/Semnr/Wkshp	418	GEN/SELF
WILSON,WILLIAM R	ORLANDO, FL	Conf/Semnr/Wkshp	1,976	GEN/SELF
WIMBERLY,JOY	ORLANDO, FL	Conf/Semnr/Wkshp	200	GEN/SELF
WITTMANN,C MICHAEL	HOUSTON, TX	Business Meeting	22	GEN/SELF
WITTMANN,C MICHAEL	HOUSTON, TX	Business Meeting	137	GEN/SELF
WITTMANN,C MICHAEL	SAN FRANCISCO, CA	Conf/Semnr/Wkshp	137	GEN/SELF
WITTMANN,C MICHAEL	SAN FRANCISCO, CA	Conf/Semnr/Wkshp	254	GEN/SELF
WITTMANN,C MICHAEL	HOUSTON, TX	Business Meeting	275	GEN/SELF
WITTMANN,C MICHAEL	HOUSTON, TX	Business Meeting	421	GEN/SELF
WITTMANN,C MICHAEL	SAN FRANCISCO, CA	Conf/Semnr/Wkshp	1,086	GEN/SELF
WITTMANN,MICHAEL	SAN FRANCISCO, CA	CONFERENCE/WORKSHOP	565	GEN/SELF
WRIGHT,SARAH	ORLANDO, FL	Conf/Semnr/Wkshp	200	GEN/SELF
WRIGHT,SARAH J	ORLANDO, FL	Conf/Semnr/Wkshp	200	GEN/SELF
WYNDE FITTS	NEW ORLEANS, LA	SEMINAR	2,385	GEN/SELF
XUE,FEI	CHICAGO, IL	Conf/Semnr/Wkshp	23	GEN/SELF
XUE,FEI	CHICAGO, IL	Conf/Semnr/Wkshp	168	GEN/SELF
XUE,FEI	CHICAGO, IL	Conf/Semnr/Wkshp	282	GEN/SELF
YAOYUNYONG,GALLAY ANEE	NEW ORLEANS, LA	Conf/Semnr/Wkshp	125	GEN/SELF
YAOYUNYONG,GALLAY ANEE	NEW ORLEANS, LA	Conf/Semnr/Wkshp	125	GEN/SELF
YAOYUNYONG,GALLAY ANEE	NEW ORLEANS, LA	Conf/Semnr/Wkshp	495	GEN/SELF
YAOYUNYONG,GALLAY ANEE	NEW ORLEANS, LA	Conf/Semnr/Wkshp	1,109	GEN/SELF
YEEND,AMY M	NEW ORLEANS, LA	Conf/Semnr/Wkshp	2	GEN/SELF
YEEND,AMY M	MOBILE, AL	Recruitment	43	GEN/SELF
YEEND,AMY M	NASHVILLE, TN	Recruitment	68	GEN/SELF
YEEND,AMY M	NEW ORLEANS, LA	Conf/Semnr/Wkshp	666	GEN/SELF
YOUNG, VICTORIA	MADISON, WI	CONFERENCE/WORKSHOP	589	GEN/SELF
YOUNG,ANDREW	NASHVILLE, TN	Research and Teaching	129	GEN/SELF

**OUT-OF-STATE TRAVEL
FISCAL YEAR 2017**

University of Southern Mississippi (268-00)

Name of Agency

Note: All expenditures recorded on this form must be totaled and said total must agree with the out-of-state travel amount indicated for FY 2015 on Form Mbr-1, line 1.A.2.b.

Employee's Name	Destination	Purpose	Travel Cost	Funding Source
YOUNG,ANDREW	NASHVILLE, TN	Research and Teaching	159	GEN/SELF
YOUNG,ANDREW	NASHVILLE, TN	Research and Teaching	233	GEN/SELF
YOUNG,ANDREW	AUSTIN, TX	Observation	695	GEN/SELF
YOUNG,VICTORIA	MADISON, WI	Recruitment	40	GEN/SELF
YOUNG,VICTORIA	MADISON, WI	Recruitment	45	GEN/SELF
YOWELL,EMILY	SAN DIEGO, CA	Conf/Semnr/Wkshp	50	GEN/SELF
YOWELL,EMILY	SAN DIEGO, CA	Conf/Semnr/Wkshp	83	GEN/SELF
YOWELL,EMILY	SAN DIEGO, CA	Conf/Semnr/Wkshp	97	GEN/SELF
YOWELL,EMILY	SAN DIEGO, CA	Conf/Semnr/Wkshp	417	GEN/SELF
YUAN,XIAOJING	KEY WEST, FL	Conf/Semnr/Wkshp	20	GEN/SELF
YUAN,XIAOJING	NASHVILLE, TN	Conf/Semnr/Wkshp	40	GEN/SELF
YUAN,XIAOJING	NASHVILLE, TN	Conf/Semnr/Wkshp	78	GEN/SELF
YUAN,XIAOJING	KEY WEST, FL	Conf/Semnr/Wkshp	125	GEN/SELF
YUAN,XIAOJING	NASHVILLE, TN	Conf/Semnr/Wkshp	185	GEN/SELF
YUAN,XIAOJING	KEY WEST, FL	Conf/Semnr/Wkshp	212	GEN/SELF
YUAN,XIAOJING	NASHVILLE, TN	Conf/Semnr/Wkshp	245	GEN/SELF
YUAN,XIAOJING	KEY WEST, FL	Conf/Semnr/Wkshp	487	GEN/SELF
YUAN,XIAOJING	KEY WEST, FL	Conf/Semnr/Wkshp	572	GEN/SELF
YUAN,XIAOJING	NASHVILLE, TN	Conf/Semnr/Wkshp	938	GEN/SELF
ZELNER,TISHA	PORTLAND, OR	Conf/Semnr/Wkshp	60	GEN/SELF
ZELNER,TISHA	PORTLAND, OR	Conf/Semnr/Wkshp	76	GEN/SELF
ZELNER,TISHA	PORTLAND, OR	Conf/Semnr/Wkshp	557	GEN/SELF
ZELNER,TISHA	PTE/PORTLAND, OR	Conf/Semnr/Wkshp	780	GEN/SELF
ZELNER,TISHA	PORTLAND, OR	Conf/Semnr/Wkshp	993	GEN/SELF
ZHANG,CHENHUA	ROLLA, MO	Conf/Semnr/Wkshp	60	GEN/SELF
ZHANG,CHENHUA	ROLLA, MO	Conf/Semnr/Wkshp	126	GEN/SELF
ZHOU,ZHAOXIAN	SAN ANTONIO, TX	Recruitment	77	GEN/SELF
ZHOU,ZHAOXIAN	SAN ANTONIO, TX	Recruitment	481	GEN/SELF
ZHOU,ZHAOXIAN	ORLANDO, FL	Conf/Semnr/Wkshp	600	GEN/SELF
ZHOU,ZHAOXIAN	SAN ANTONIO, TX	Recruitment	725	GEN/SELF
ZHU,HUIQING	ROLLA, MD	Conf/Semnr/Wkshp	60	GEN/SELF
ZHU,HUIQING	ROLLA, MD	Conf/Semnr/Wkshp	316	GEN/SELF

**OUT-OF-STATE TRAVEL
FISCAL YEAR 2017**

University of Southern Mississippi (268-00)

Name of Agency

Note: All expenditures recorded on this form must be totaled and said total must agree with the out-of-state travel amount indicated for FY 2015 on Form Mbr-1, line 1.A.2.b.

Employee's Name	Destination	Purpose	Travel Cost	Funding Source
Total Out of State Cost			\$ 761,831	

FEES, PROFESSIONAL AND OTHER SERVICES

University of Southern Mississippi (268-00)

Name of Agency

TYPE OF FEE AND NAME OF VENDOR	Retired w/ PERS	(1) Actual Expenses FY Ending June 30, 2015	(2) Estimated Expenses FY Ending June 30, 2016	(3) Requested Expenses FY Ending June 30, 2017	Fund Source
Consultant Consultant					
ALFORD,MAC/Reimbursement					
<i>Comp. Rate: 123 per reimbursement</i>		123	123	123	NA
AMATEIS,PATRICIA G/Reimbursement					
<i>Comp. Rate: 584 per reimbursement</i>		584	584	584	NA
ANDERSON,RINDY C/Reimbursement					
<i>Comp. Rate: 311 per reimbursement</i>		311	311	311	NA
AXSMITH,BRIAN J./Reimbursement					
<i>Comp. Rate: 101 per reimbursement</i>		101	101	101	NA
BAO,HUIMING/Reimbursement					
<i>Comp. Rate: 129 per reimbursement</i>		129	129	129	NA
BARQUERA,BLANCA/Reimbursement					
<i>Comp. Rate: 514 per reimbursement</i>		514	514	514	NA
BORCHERT,GLEN MARK/Reimbursement					
<i>Comp. Rate: 107 per reimbursement</i>		107	107	107	NA
BOUTAUD,OLIVIER G/Reimbursement					
<i>Comp. Rate: 448 per reimbursement</i>		448	448	448	NA
CHI,SHENG-WEI/Reimbursement					
<i>Comp. Rate: 473 per reimbursement</i>		473	473	473	NA
CIZDZIEL,JAMES V/Reimbursement					
<i>Comp. Rate: 304 per reimbursement</i>		304	304	304	NA
CLENNAN,EDWARD L/Reimbursement					
<i>Comp. Rate: 818 per reimbursement</i>		818	818	818	NA
COMFORT SUITES HATTIESBURG/Hotel					
<i>Comp. Rate: 130 per night</i>		261	261	261	NA
COURTYARD BY MARRIOTT HATTIESBURG/Hotel					
<i>Comp. Rate: 172 per night</i>		4,127	4,127	4,127	NA
DELAFUENTE,LEONARDO/Reimbursement					
<i>Comp. Rate: 341 per reimbursement</i>		341	341	341	NA
DIRECT PARTS AND SERVICE INC/Shipping					
<i>Comp. Rate: 50 per shipment</i>		50	50	50	NA
D'MELLO-KAMATH,SANTOSH RAYMOND/Reimbursement					
<i>Comp. Rate: 416 per reimbursement</i>		416	416	416	NA
EMBERS,MONICA/Reimbursement					
<i>Comp. Rate: 60 per reimbursement</i>		60	60	60	NA
FRANCIA,GUILLERMO A III/Reimbursement					
<i>Comp. Rate: 348 per reimbursement</i>		698	698	698	NA
GARG,NISHA J/Reimbursement					
<i>Comp. Rate: 471 per reimbursement</i>		471	471	471	NA
GILLESPIE,ALLISON/Reimbursement					
<i>Comp. Rate: 122 per reimbursement</i>		122	122	122	NA
GRANBERRY,JAMES/Reimbursement					
<i>Comp. Rate: 80 per reimbursement</i>		80	80	80	NA
HABER,LOUIS/Reimbursement					
<i>Comp. Rate: 189 per reimbursement</i>		189	189	189	NA

FEES, PROFESSIONAL AND OTHER SERVICES

University of Southern Mississippi (268-00)

Name of Agency

TYPE OF FEE AND NAME OF VENDOR	Retired w/ PERS	(1) Actual Expenses FY Ending June 30, 2015	(2) Estimated Expenses FY Ending June 30, 2016	(3) Requested Expenses FY Ending June 30, 2017	Fund Source
HARVEY,OMAR/Reimbursement <i>Comp. Rate: 78 per reimbursement</i>		80	80	80	NA
HAYHURST,DAVID/Reimbursement <i>Comp. Rate: 122 per reimbursement</i>		122	122	122	NA
HILTON GARDEN INN GULFPORT AIRPORT/Hotel <i>Comp. Rate: 83 per night</i>		83	83	83	NA
HILTON GARDEN INN HATTIESBURG/Hotel <i>Comp. Rate: 218 per night</i>		218	218	218	NA
HOM,ERIK F Y/Reimbursement <i>Comp. Rate: 59 per reimbursement</i>		59	59	59	NA
JACKSON,JAMES E/Reimbursement <i>Comp. Rate: 220 per reimbursement</i>		443	443	443	NA
JAMES,KATIE RUTH/Reimbursement <i>Comp. Rate: 517 per reimbursement</i>		517	517	517	NA
JUSTIC,DUBRAVKO/Reimbursement <i>Comp. Rate: 114 per reimbursement</i>		114	114	114	NA
KIRK,HOLLY WEEDEN/Reimbursement <i>Comp. Rate: 248 per reimbursement</i>		248	248	248	NA
LEWIS,ANDREW MICHAEL/Reimbursement <i>Comp. Rate: 155 per reimbursement</i>		313	313	313	NA
LUPIEN,ALFRED E/Reimbursement <i>Comp. Rate: 626 per consultation</i>		2,505	2,505	2,505	NA
MEANS,DONALD BRUCE/Reimbursement <i>Comp. Rate: 421 per reimbursement</i>		421	421	421	NA
MONROY,FERNANDO PORFIRIO/Reimbursement <i>Comp. Rate: 1104 per reimbursement</i>		1,104	1,104	1,104	NA
MS INSTITUTIONS OF HIGHER LEARNING/Sightlines <i>Comp. Rate: 2052 per travel</i>		2,052	2,052	2,052	NA
MURPHREE,VANESSA/Reimbursement <i>Comp. Rate: 165 per reimbursement</i>		165	165	165	NA
PARSONS,ARTHUR ROST/Reimbursement <i>Comp. Rate: 602 per reimbursement</i>		602	602	602	NA
QUIRK,TRACY/Reimbursement <i>Comp. Rate: 126 per reimbursement</i>		126	126	126	NA
REESE,CARL A/Reimbursement <i>Comp. Rate: 23 per reimbursement</i>		23	23	23	NA
REICHERT,WILLIAM MATTHEW/Reimbursement <i>Comp. Rate: 110 per reimbursement</i>		110	110	110	NA
RESIDENCE INN BY MARRIOTT HATTIESBURG/Hotel <i>Comp. Rate: 231 per night</i>		462	462	462	NA
RICE,CYNTHIA ANN/Reimbursement <i>Comp. Rate: 573 per reimbursement</i>		573	573	573	NA
SCHUBERT,BRIAN/Reimbursement <i>Comp. Rate: 263 per reimbursement</i>		263	263	263	NA
SHIMIZU/Reimbursement <i>Comp. Rate: 437 per reimbursement</i>		437	437	437	NA

FEES, PROFESSIONAL AND OTHER SERVICES

University of Southern Mississippi (268-00)

Name of Agency

TYPE OF FEE AND NAME OF VENDOR	Retired w/ PERS	(1) Actual Expenses FY Ending June 30, 2015	(2) Estimated Expenses FY Ending June 30, 2016	(3) Requested Expenses FY Ending June 30, 2017	Fund Source
TORNQVIST,TORBJORN/Reimbursement <i>Comp. Rate: 56 per reimbursement</i>		56	56	56	NA
TRAHAN & ASSOCIATES/Training <i>Comp. Rate: 1322 per training</i>		2,645	2,645	2,645	NA
USM/Internal billing <i>Comp. Rate: 340 per bill</i>		2,046	2,046	2,046	NA
WALLACE,LISA ELLEN/Reimbursement <i>Comp. Rate: 207 per reimbursement</i>		207	207	207	NA
WANG,HUI/Reimbursement <i>Comp. Rate: 427 per reimbursement</i>		427	427	427	NA
WANG,JIANWEI/Reimbursement <i>Comp. Rate: 201 per reimbursement</i>		201	201	201	NA
WEETH-FEINSTEIN,NOAH/Reimbursement <i>Comp. Rate: 388 per reimbursement</i>		388	388	388	NA
WIGGERT,JEREMY DAVID/Reimbursement <i>Comp. Rate: 317 per reimbursement</i>		635	635	635	NA
XUE,ZUO/Reimbursement <i>Comp. Rate: 118 per reimbursement</i>		118	118	118	NA
Total Consultant Consultant		28,490	28,490	28,490	

Other Professional Other Professional Fees

ACADEMIC TECHNOLOGIES INC/Consulting <i>Comp. Rate: 1347 per job</i>		2,694	2,694	2,694	NA
ACCESSIBLE INFORMATION <i>Comp. Rate: 1500 per invoice</i>		1,500	1,500	1,500	NA
ACS DIRECTORY OF GRADUATE RESEARCH/Graduate <i>Comp. Rate: 234 per invoice</i>		234	234	234	NA
AD WEAR LLC/Shirt fees <i>Comp. Rate: 5.00 per shirt</i>		10	10	10	NA
ADS LLC/Repairs <i>Comp. Rate: 160 per hour</i>		774	774	774	NA
ALESSI,JOSEPH N/Consulting <i>Comp. Rate: 2500 per job</i>		2,500	2,500	2,500	NA
ALLEN ENGINEERING AND SCIENCE INC/Consulting <i>Comp. Rate: 190 per hour</i>		53,620	53,620	53,620	NA
ALWAYS IN STITCHES/Shirt fees <i>Comp. Rate: 7 per shirt</i>		126	126	126	NA
ANDERSON RETAIL INC/Repairs <i>Comp. Rate: 395 per job</i>		395	395	395	NA
ARTS MANAGEMENT GROUP INC/Shows <i>Comp. Rate: 2500 per performance</i>		5,000	5,000	5,000	NA
AUDIO VIDEO SPECIALISTS INC/Audio services <i>Comp. Rate: 1287.49 per invoice</i>		1,287	1,287	1,287	NA
BELL TOWING & RECOVERY/Towing services <i>Comp. Rate: 70 per tow</i>		16,790	16,790	16,790	NA
BLUE FLOWER ARTS LLC/Concerts					

FEES, PROFESSIONAL AND OTHER SERVICES

University of Southern Mississippi (268-00)

Name of Agency					
TYPE OF FEE AND NAME OF VENDOR	Retired w/ PERS	(1) Actual Expenses FY Ending June 30, 2015	(2) Estimated Expenses FY Ending June 30, 2016	(3) Requested Expenses FY Ending June 30, 2017	Fund Source
<i>Comp. Rate: 5000 per concert</i> BRADY ELECTRIC, INC/Electrical Work		5,000	5,000	5,000	NA
<i>Comp. Rate: 76.00 per hour</i> BRITAIN,JOSEPH/Consulting		24,528	24,528	24,528	NA
<i>Comp. Rate: 1000 per job</i> BRUSILOVSKY,ALEXANDRE/Consulting		1,000	1,000	1,000	NA
<i>Comp. Rate: 2500 per job</i> BUCKHAULTS ELECTRIC SERVICE/Electrical Work		2,500	2,500	2,500	NA
<i>Comp. Rate: 780 per job</i> BURGE GRADING CORPORATION/Grading services		123,318	123,318	123,318	NA
<i>Comp. Rate: 4800 per invoice</i> BW SULLIVAN BUILDING CONTRACTOR INC/Building		4,800	4,800	4,800	NA
<i>Comp. Rate: Contract price</i> BY EXPERIENCE INC/Shows		12,870	12,870	12,870	NA
<i>Comp. Rate: 204.00 per show</i> C SPIRE WIRELESS/Phone services		204	204	204	NA
<i>Comp. Rate: 47 per service</i> CAPTURION NETWORK LLC/Network		47	47	47	NA
<i>Comp. Rate: 435 per job</i> CARTER,MARCUS/Reimbursement		435	435	435	NA
<i>Comp. Rate: 295 per reimbursement</i> CHAMBLISS ACOUSTICS/Repairs		295	295	295	NA
<i>Comp. Rate: 733 per invoice</i> COCHRAN,DAVID M/Reimbursement		2,200	2,200	2,200	NA
<i>Comp. Rate: 99 per reimbursement</i> CORROSION CONTROL RESOURCES/Corrosion control		99	99	99	NA
<i>Comp. Rate: 625 per job</i> COUNCIL ON EDUCATION FOR PUBLIC HEALTH/Annual		1,250	1,250	1,250	NA
<i>Comp. Rate: Annual fee</i> COURTYARD BY MARRIOTT HATTIESBURG/Hotel		4,527	4,527	4,527	NA
<i>Comp. Rate: 108 per reimbursement</i> COYNE,JERRY ALLEN/Reimbursement		108	108	108	NA
<i>Comp. Rate: 53.67 per reimbursement</i> CUSTOM MAINTENANCE SOLUTIONS LLC/Repairs		54	54	54	NA
<i>Comp. Rate: 135.00 per hour</i> DAVENPORT,LESLEE/Reimbursement		19,540	19,540	19,540	NA
<i>Comp. Rate: 29.00 per reimbursement</i> DE L EPEE DEAF CENTER INC/Professional Services		29	29	29	NA
<i>Comp. Rate: 35 per hour</i> DEARDEN,JEREMY/Reimbursement		75,576	75,576	75,576	NA
<i>Comp. Rate: 150.00 per reimbursement</i> DETAILED CLEANING SERVICES/Cleaning		150	150	150	NA
<i>Comp. Rate: 3700 per invoice</i> DOLEAC ELECTRIC COMPANY INC/Standing order		3,700	3,700	3,700	NA
<i>Comp. Rate: 30 per hour</i> DUNGAN,TOM/Repairs		706	706	706	NA

FEES, PROFESSIONAL AND OTHER SERVICES

University of Southern Mississippi (268-00)

Name of Agency					
TYPE OF FEE AND NAME OF VENDOR	Retired w/ PERS	(1) Actual Expenses FY Ending June 30, 2015	(2) Estimated Expenses FY Ending June 30, 2016	(3) Requested Expenses FY Ending June 30, 2017	Fund Source
<i>Comp. Rate: 275 per job</i> E DANIELS LLC/Repairs		825	825	825	NA
<i>Comp. Rate: 225 per job</i> E OSCAR WEB/Credit Report Services		49,883	49,883	49,883	NA
<i>Comp. Rate: 35 per report</i> EDDIE PEARSON ROOFING LLC/Roofing services		102	102	102	NA
<i>Comp. Rate: 48.00 per hour</i> EDGE CONSULTING LLC/Consulting		5,830	5,830	5,830	NA
<i>Comp. Rate: 1950 per invoice</i> ENVIRONMENTAL PUMPING & DRAIN SERVICE/Pumping		1,950	1,950	1,950	NA
<i>Comp. Rate: 250 per job</i> ENVIRONMENTAL SERVICES LLC/Environmental services		5,100	5,100	5,100	NA
<i>Comp. Rate: 2550 per job</i> FORD ENGINEERING SERVICES PLLC/Auto repairs		15,590	15,590	15,590	NA
<i>Comp. Rate: 125 per hour</i> FORREST GENERAL HOSPITAL/Quarterly fees		1,715	1,715	1,715	NA
<i>Comp. Rate: 300 per quarter</i> GEORGIA SOUTHERN UNIVERSITY/Sponsor services		900	900	900	NA
<i>Comp. Rate: 1000 per sponsor</i> GIBSON APPLIED TECH AND ENG INC/Engineering services		1,000	1,000	1,000	NA
<i>Comp. Rate: 4697.06 per invoice</i> GILLESPIE,ALLISON/Reimbursement		4,697	4,697	4,697	NA
<i>Comp. Rate: 80.00 per reimbursement</i> GREERS WATERPROOFING SERVICE LLC/Water services		80	80	80	NA
<i>Comp. Rate: 250 per invoice</i> GROVERS PAINTING INC/Painting services		250	250	250	NA
<i>Comp. Rate: 28.00 per hour</i> GUY,ANTHONY/Repairs		29,530	29,530	29,530	NA
<i>Comp. Rate: 1500 per job</i> HATTIESBURG CIVIC CHORUS & CONCERT ASSN/Chorus		1,500	1,500	1,500	NA
<i>Comp. Rate: 3753 per event</i> INNOVATIVE DATA SOLUTIONS INC/Data Service		52,545	52,545	52,545	NA
<i>Comp. Rate: 7945.13 annual fee</i> JAMES-PENOT,KELLY/Transcripts		7,945	7,945	7,945	NA
<i>Comp. Rate: 10.49 per transcript</i> JORE,JONATHAN K./Reimbursement		10	10	10	NA
<i>Comp. Rate: 69.00 per reimbursement</i> KRAMER ENTERTAINMENT AGENCY INC/Entertainment		69	69	69	NA
<i>Comp. Rate: 400 per invoice</i> MARTIN,LONNIE/Job orders		400	400	400	NA
<i>Comp. Rate: 1081 per job</i> MEMORIAL HOSPITAL AT GULFPORT/CLINCIAL/Quarterly		43,810	43,810	43,810	NA
<i>Comp. Rate: 300 per quarter</i> MILLENNIUM MUSIC CENTER/Labor		900	900	900	NA
<i>Comp. Rate: 600 per job</i> MILLER,MARY/Reading services		600	600	600	NA

FEES, PROFESSIONAL AND OTHER SERVICES

University of Southern Mississippi (268-00)

Name of Agency					
TYPE OF FEE AND NAME OF VENDOR	Retired w/ PERS	(1) Actual Expenses FY Ending June 30, 2015	(2) Estimated Expenses FY Ending June 30, 2016	(3) Requested Expenses FY Ending June 30, 2017	Fund Source
<i>Comp. Rate: 1000 per reading</i> MISSISSIPPI 811 INC/Locate messages		1,000	1,000	1,000	NA
<i>Comp. Rate: 548.17 per invoice</i> MISSISSIPPI ACADEMY OF SCIENCES/Abstract services		548	548	548	NA
<i>Comp. Rate: 150 per fee</i> MOORE,BENJAMIN C/Consulting		150	150	150	NA
<i>Comp. Rate: 2600 per performance</i> MS DEPT OF ENVIRONMENTAL QUALITY/Application fees		2,600	2,600	2,600	NA
<i>Comp. Rate: 10 per application</i> MS DEPT OF INFO TECHNOLOGY SERVICES/Technology		10	10	10	NA
<i>Comp. Rate: 525 per job</i> MS INSTITUTIONS OF HIGHER LEARNING/Audit Services		3,177	3,177	3,177	NA
<i>Comp. Rate: 9954 per invoice</i> MS STATE DEPARTMENT OF HEALTH/Fingerprints		109,496	109,496	109,496	NA
<i>Comp. Rate: 50 per print</i> NACE,AMANDA TILLEY/Reimbursement		17,135	17,135	17,135	NA
<i>Comp. Rate: 275 per reimbursement</i> NATIONAL ACADEMIC ADVISING ASSOCIATION/Speech		275	275	275	NA
<i>Comp. Rate: 1500 per speech</i> NEWPAGES/Web services		5,885	5,885	5,885	NA
<i>Comp. Rate: 215.10 per year</i> NORTON,DANIEL/Reimbursement		215	215	215	NA
<i>Comp. Rate: 60.00 per reimbursement</i> OREHOVEC/Repairs		60	60	60	NA
<i>Comp. Rate: contract price</i> PAUL,AMBER MARIE/Reimbursement		8,284	8,284	8,284	NA
<i>Comp. Rate: 25 per reimbursement</i> PRIDESTAFF INC/Custodial work		25	25	25	NA
<i>Comp. Rate: 13.72 per hour</i> PROFESSIONAL AIR COMPRESSOR SERVICES LLC/A/C		24,090	24,090	24,090	NA
<i>Comp. Rate: 500 per job</i> PROMEDIA VIDEO PRODUCTIONS/Video services		1,013	1,013	1,013	NA
<i>Comp. Rate: 700.00 per invoice</i> ROBERTS,TRUETT/Repairs		700	700	700	NA
<i>Comp. Rate: 44 per job</i> ROWELL,ARTHUR/Reimbursement		44	44	44	NA
<i>Comp. Rate: 350 per reimbursement</i> RUSSELL & VOLKEN/License Services		350	350	350	NA
<i>Comp. Rate: 50.00 per license</i> SAFEGUARD SECURITY SYSTEMS/Security		50	50	50	NA
<i>Comp. Rate: 490 per job</i> SAMUEL FRENCH INC/Production Services		12,271	12,271	12,271	NA
<i>Comp. Rate: 690 per invoice</i> SCHOLASTIC BOOK FAIRS INC/Book Fair		690	690	690	NA
<i>Comp. Rate: 667 per invoice</i> SIGHTLINES LLC/Consulting		1,335	1,335	1,335	NA

FEES, PROFESSIONAL AND OTHER SERVICES

University of Southern Mississippi (268-00)

Name of Agency

TYPE OF FEE AND NAME OF VENDOR	Retired w/ PERS	(1) Actual Expenses FY Ending June 30, 2015	(2) Estimated Expenses FY Ending June 30, 2016	(3) Requested Expenses FY Ending June 30, 2017	Fund Source
Comp. Rate: contract price SIGNON/Re		1,745	1,745	1,745	NA
Comp. Rate: 80 per service SOUTH MISSISSIPPI BALLET THEATRE/Ballet		160	160	160	NA
Comp. Rate: 4388.02 per invoice SOUTH MS STATE HOSPITAL/Drug test		4,388	4,388	4,388	NA
Comp. Rate: 20 per drug screen SQUARE D METAL/Hood services		40	40	40	NA
Comp. Rate: 2600 per hood STANDARD AND POORS/Yearly fees		2,600	2,600	2,600	NA
Comp. Rate: 8000 per year STEGALL NOTARY SERVICE/Notary kits		8,000	8,000	8,000	NA
Comp. Rate: 143 per kit STEWART AND SONS PLUMBING/Plumbing services		143	143	143	NA
Comp. Rate: 67.50 per hour TEMPLE WATER TREATMENT SERVICES INC/Water		61,602	61,602	61,602	NA
Comp. Rate: 135 per treatment TERRY TRANE SERVICE AGENCY/Repairs		400	400	400	NA
Comp. Rate: 13009 per invoice THE MISSISSIPPI BAR/Fees		13,009	13,009	13,009	NA
Comp. Rate: 365 per yearly fee THOMSON REUTERS INC/Repairs		365	365	365	NA
Comp. Rate: 752 per invoice TURNAGE,NORMA JEAN/Alteration Services		752	752	752	NA
Comp. Rate: 10 per alteration UNDERWOOD SALES INC/Sale services		436	436	436	NA
Comp. Rate: 612.50 per invoice UNIVERSITY TIRE & SERVICE/Tire Services		612	612	612	NA
Comp. Rate: 5 per tire US CITIZENSHIP AND IMMIGRATION SERVICE/Immigration		85	85	85	NA
Comp. Rate: 580 per process US WATER SERVICES INC/Various repairs		2,935	2,935	2,935	NA
Comp. Rate: 28.00 per case USM/Internal Billing		199,654	199,654	199,654	NA
Comp. Rate: 155 per bill VAUGHN,MELINA/Professional Services		36,687	36,687	36,687	NA
Comp. Rate: 775.00 per invoice WATER FLOW PRODUCTIONS INC/Various repairs		775	775	775	NA
Comp. Rate: 34.00 per hour WESLEY MEDICAL CENTER/Quarterly fees		620	620	620	NA
Comp. Rate: 300 per quarter WINGATE BY WYNDHAM GULFPORT/Hotel		1,120	1,120	1,120	NA
Comp. Rate: 99.80 per night WINKLER,DANIEL/Reimbursement		200	200	200	NA
Comp. Rate: 150.00 per reimbursement		150	150	150	NA
Total Other Professional Other Professional Fees		1,118,978	1,118,978	1,118,978	

FEES, PROFESSIONAL AND OTHER SERVICES

University of Southern Mississippi (268-00)

Name of Agency

TYPE OF FEE AND NAME OF VENDOR	Retired w/ PERS	(1) Actual Expenses FY Ending June 30, 2015	(2) Estimated Expenses FY Ending June 30, 2016	(3) Requested Expenses FY Ending June 30, 2017	Fund Source
Technology & Other Technology and Other					
BUCKHAULTS ELECTRIC SERVICE/Electrical Services					
<i>Comp. Rate: 2200 per labor</i>		2,200	2,200	2,200	NA
BUSINESS COMMUNICATIONS INC/Communication					
<i>Comp. Rate: 12273 per service</i>		12,273	12,273	12,273	NA
CAREPATHS INC/License					
<i>Comp. Rate: 100 per license</i>		100	100	100	NA
CAROUSEL INDUSTRIES OF NORTH AMERICA INC/Data					
<i>Comp. Rate: 1662 per service</i>		1,662	1,662	1,662	NA
CLOUDBEARING INC/IT service					
<i>Comp. Rate: 14110 per service</i>		42,330	42,330	42,330	NA
DIRECT PARTS AND SERVICE INC/Repairs					
<i>Comp. Rate: 800 per labor</i>		800	800	800	NA
DUCKSWORTH,PHILIPPE A/Security					
<i>Comp. Rate: 192 per game</i>		192	192	192	NA
EDUCATION SERVICE CENTER REGION XI/Network					
<i>Comp. Rate: 600 per network service</i>		600	600	600	NA
FLAT EARTH NETWORKING INC/Network					
<i>Comp. Rate: 2497 per network</i>		2,497	2,497	2,497	NA
FORSYTHE SOLUTIONS GROUP INC/Repairs					
<i>Comp. Rate: 2285 per maintenance</i>		2,285	2,285	2,285	NA
HUTTO, DAVID ALLEN/Security					
<i>Comp. Rate: 192 per game</i>		192	192	192	NA
INFORMATION TRANSPORT SOLUTIONS INC/Information					
<i>Comp. Rate: 3000 per service</i>		5,000	5,000	5,000	NA
MILESTONE SYSTEMS INC/IT service					
<i>Comp. Rate: 0 per IT service</i>					NA
REID,CHARLES J/Security					
<i>Comp. Rate: 192 per game</i>		192	192	192	NA
ROBERTSON,NATHANAEL/Security					
<i>Comp. Rate: 192 per game</i>		192	192	192	NA
SAFEGUARD SECURITY SYSTEMS/Security systems					
<i>Comp. Rate: 2442 per installation</i>		2,442	2,442	2,442	NA
SIGHT AND SOUND/Installation services					
<i>Comp. Rate: 1150 per installation</i>		5,750	5,750	5,750	NA
SMITH,STEVEN RANDALL/Security					
<i>Comp. Rate: 192 per game</i>		192	192	192	NA
SUNRISE NETWORK SOLUTIONS INC/Network					
<i>Comp. Rate: 2214 per labor</i>		2,214	2,214	2,214	NA
TEKLINKS INC/Communication					
<i>Comp. Rate: 5309 per service</i>		122,101	122,101	122,101	NA
USM/Internal Billing					
<i>Comp. Rate: 120 each</i>		(1,990)	(1,990)	(1,990)	NA
USM/Internal billing					
<i>Comp. Rate: 143 per bill</i>		(17,983)	(17,983)	(17,983)	NA

FEES, PROFESSIONAL AND OTHER SERVICES

University of Southern Mississippi (268-00)

Name of Agency					
TYPE OF FEE AND NAME OF VENDOR	Retired w/ PERS	(1) Actual Expenses FY Ending June 30, 2015	(2) Estimated Expenses FY Ending June 30, 2016	(3) Requested Expenses FY Ending June 30, 2017	Fund Source
USM/Internal billing <i>Comp. Rate: 1088 each</i>		(1,088)	(1,088)	(1,088)	NA
USM/Internal billing <i>Comp. Rate: 455 per transfer</i>		(51,492)	(51,492)	(51,492)	NA
USM/Internal Billing <i>Comp. Rate: \$1059 per transfer</i>		(66,134)	(66,134)	(66,134)	NA
VENTURE TECHNOLOGIES/Technology Services <i>Comp. Rate: 150 per hour</i>		17,850	17,850	17,850	NA
Total Technology & Other Technology and Other		82,377	82,377	82,377	
Medical Medical					
University of South Alabama/Medical Services <i>Comp. Rate: 400 per service</i>		1,700	1,700	1,700	NA
USM/Internal Billing <i>Comp. Rate: 124 per bill</i>		496	496	496	NA
Total Medical Medical		2,196	2,196	2,196	
Auditing Auditing					
MS Institutions of Higher Learning/Audit <i>Comp. Rate: 8,700 per month</i>		104,917	104,917	104,917	NA
MS State Treasurer/Property Audit <i>Comp. Rate: 35 per hour</i>		7,455	7,455	7,455	NA
Wright CPA Group LLC/NCAA Audit <i>Comp. Rate: 3,300 per year</i>		3,300	3,300	3,300	NA
Total Auditing Auditing		115,672	115,672	115,672	
Instructional Instructional					
Bagingito, Edmund/Guest Lecturer <i>Comp. Rate: 240 per lecture</i>		1,200	1,200	1,200	NA
Gavin, Pamela/Guest Lecturer <i>Comp. Rate: 85 per hour</i>		255	255	255	NA
MS Dept of Info Technology/Educational <i>Comp. Rate: 25 per service</i>		250	250	250	NA
Univ of MS Med Center/Educational <i>Comp. Rate: 900 per service</i>		9,400	9,400	9,400	NA
USM/Internal Billing <i>Comp. Rate: 189 per bill</i>		567	567	567	NA
Total Instructional Instructional		11,672	11,672	11,672	
Legal Legal					
Bryan Nelson PA/Legal <i>Comp. Rate: 4,646 per service</i>		41,817	41,817	41,817	NA
Butler Snow Omara Stevens & Cannada PLLC/Legal <i>Comp. Rate: 3,100 per service</i>		62,113	62,113	62,113	NA
Lightfoot, Franklin & White LLC/Legal					

FEES, PROFESSIONAL AND OTHER SERVICES

University of Southern Mississippi (268-00)

Name of Agency

TYPE OF FEE AND NAME OF VENDOR	Retired w/ PERS	(1) Actual Expenses FY Ending June 30, 2015	(2) Estimated Expenses FY Ending June 30, 2016	(3) Requested Expenses FY Ending June 30, 2017	Fund Source
<i>Comp. Rate: 17000 per service</i>		88,463	88,463	88,463	NA
Mayo Mallette PLLC/Legal		2,970	2,970	2,970	NA
<i>Comp. Rate: 247 per service</i>		90,477	90,477	90,477	NA
MS Institutions of Higher Learning/Attorney General		10,023	10,023	10,023	NA
<i>Comp. Rate: 7,540 per month</i>		13,071	13,071	13,071	NA
State Treasurer Fund/Legal		9,875	9,875	9,875	NA
<i>Comp. Rate: 2,000 per service</i>		318,809	318,809	318,809	
USM/Internal Billing		588	588	588	NA
<i>Comp. Rate: 4,356 per service</i>		3,108	3,108	3,108	
Ware Immigration/Legal		1,681,302	1,681,302	1,681,302	
<i>Comp. Rate: 1,645 per service</i>		318,809	318,809	318,809	
Total Legal Legal		318,809	318,809	318,809	
Laboratory and Testing Laboratory and Testing		2,520	2,520	2,520	NA
American Assn of Nurse Anesthetists/Chemical Dependency Training		588	588	588	NA
<i>Comp. Rate: 125 per module</i>		3,108	3,108	3,108	
USM/Internal Billing		588	588	588	NA
<i>Comp. Rate: 147 per bill</i>		3,108	3,108	3,108	
Total Laboratory and Testing Laboratory and Testing		3,108	3,108	3,108	
GRAND TOTAL		1,681,302	1,681,302	1,681,302	

VEHICLE PURCHASE DETAILS

University of Southern Mississippi (268-00)

Name of Agency

Year	Model	Person(s) Assigned To	Vehicle Purpose/Use	Replacement Or New?	FY2017 Req. Cost
-------------	--------------	------------------------------	----------------------------	--------------------------------	-----------------------------

TOTAL VEHICLE REQUEST

**VEHICLE INVENTORY
AS OF JUNE 30, 2015**

University of Southern Mississippi (268-00)

Name of Agency

Vehicle Type	Vehicle Description	Model Year	Model	Person(s) Assigned To	Purpose/Use	Tag Number	Mileage on 6-30-2015	Average Miles per Year	Replacement Proposed	
									FY2016	FY2017
W	Pick-Up	2001	F351	Boats Ops Beaugez	Facilities Management	G-17459	126,219	0		
W	SUV	2003	LIBERTY	FISHERIES	Athletics	G-25648	54,338	0		
W	Pick-Up	2004	SQ2	MOTOR POOL	Research	G-29817	65,749	0		
W	Pick-Up	1995	3501	PARASITOLOGY	Facilities Management	S-15591	86,000	0		
W	Pick-Up	1996	F251	FISHERIES	Athletics	S-16281	68,897	0		
W	Pick-Up	1998	PICK UP	PHY PLANT	Passenger	G-05316	67,851	0		
W	Pick-Up	2000	1WL70	SEA GRANT SWANN	Research	G-13294	209,327	0		
W	Pick-Up	2005	NC2	FISHERIES	Passenger	G-33064	0	0		
W	15-Passenger Van	2006	E351	MOTOR POOL	Athletics	G-35104	61,146	0		
W	15-Passenger Van	2007	E46	MEC	Research	G-41720	30,142	0		
W	15-Passenger Van	2006	F351	PHY PLANT	Athletics	G-34948	40,772	0		
W	15-Passenger Van	2006	VAN	MOTOR POOL	Passenger	G-34939	137,555	0		
W	Pick-Up	2006	PICKUP	MOTOR POOL	Research	G-34944	81,290	0		
W	Pick-Up	2006	PICKUP	MOTOR POOL	Research	G-34942	47,852	0		
W	Pick-Up	2006	PICKUP	MOTOR POOL	Research	G-34945	67,151	0		
W	Pick-Up	2006	PICKUP	PHY PLANT	Facilities Management	G-34940	44,317	0		
W	Pick-Up	2006	PICKUP	MICROBIOLOGY	Passenger	G-34941	131,938	0		
W	Pick-Up	2006	PICKUP	PHY PLANT	Facilities Management	G-35105	47,371	0		
W	Pick-Up	2006	15V	PHY PLANT	Passenger	G-34947	52,206	0		
W	Pick-Up	2006	PICKUP	PHY PLANT	Facilities Management	G-34946	40,548	0		
W	Pick-Up	2006	PICKUP	FISHERIES	Facilities Management	G-34943	39,479	0		
W	Pick-Up	1998	SIERRA	FISHERIES	Facilities Management	G-06985	96,797	0		
W	Pick-Up	2007	PICKUP	FISHERIES	Facilities Management	G-38590	54,016	0		
W	15-Passenger Van	1998	E36	MOTOR POOL	Facilities Management	G-05342	160,115	0		
W	Pick-Up	2007	F151	MEC	Facilities Management	G-39275	68,235	0		
W	Pick-Up	2008	SRW	FISHERIES	Facilities Management	G-44904	32,128	0		
W	SUV	2008	UPLANDER	SEA GRANT SWANN	Facilities Management	G-47748	59,460	0		

Vehicle Type: (P)assenger/(W)ork

**VEHICLE INVENTORY
AS OF JUNE 30, 2015**

University of Southern Mississippi (268-00)

Name of Agency

Vehicle Type	Vehicle Description	Model Year	Model	Person(s) Assigned To	Purpose/Use	Tag Number	Mileage on 6-30-2015	Average Miles per Year	Replacement Proposed	
									FY2016	FY2017
W	Miscellaneous Truck	1991	Bucket Truck	PHY PLANT	Facilities Management	G-48276	72,687	0		
W	15-Passenger Van	2000	Ram Van	FISHERIES	Facilities Management	G-49651	147,673	0		
W	Miscellaneous Truck	2011	TITAN	FISHERIES	Research	G-56394	31,356	0		
W	Miscellaneous Truck	2011	SRW SUPER DUTY	FISHERIES	Research	G-56167	14,297	0		
W	SUV	2012	ESCAPE	SEA GRANT SWANN	Research	G-57736	84,488	0		
W	Sedan	2007	CROWN VICTORIAN	University Police	Law Enforcement	G-42106	105,298	0		
W	PASSENGER VAN	2013	ECONOLINE	MOTOR POOL	Passenger	G-64173	15,693	0		
W	Pick-Up	2014	Ram Truck	MOTOR POOL	Facilities Management	G-67723	5,239	0		
W	Pick-Up	2015	Silverado	MICROBIOLOGY	Research	G_68445	8,022	0		
W	Mini Van	1997	ASTRO VAN	ATHLETICS	Facilities Management	G-20926	139,264	0		
W	Pick-Up	1998	RAM 3501	ATHLETICS	Facilities Management	G-15524	122,826	0		
W	Pick-Up	1995	F-150 PICK UP	ATHLETICS	Facilities Management	G-18289	156,203	0		
W	15-Passenger Van	2003	VAN	ATHLETICS	Law Enforcement	G-43684	109,230	0		
W	Pick-Up	2001	S-10 PICK UP	ATHLETICS	Passenger	G-48022	46,490	0		
W	Cargo Van	2012	Commercial Van	ATHLETICS	Passenger	G-59868	34,242	0		
W	Pick-Up	2000	RAM 2501	GROUNDS	Facilities Management	G-15742	51,654	0		
W	Pick-Up	2007	F150 PICK UP	GROUNDS	Facilities Management	G-40568	19,232	0		
W	SUV	2008	TRAILBLAZER	Admin of Justice	Facilities Management	G-44770	57,885	0		
W	15-Passenger Van	2006	ECONOLINE	BAND	Passenger	G-65878	76,536	0		
W	Mini Van	2005	CARAVAN	DEANS OFFICE	Research	G-28756	131,063	0		
W	Pick-Up	2005	PICK UP	BIOL. SCI	Law Enforcement	G-33582	154,312	0		
W	Pick-Up	2005	PICK UP	BIOL.SCI	Law Enforcement	G-33583	129,687	0		
W	15-Passenger Van	2001	RAM WAGON	BIOL. SCI	Facilities Management	G-18591	121,524	0		
W	SUV	2008	SUBURBAN	BIOLOGICAL SCIENCE	Facilities Management	G-45883	120,720	0		
W	Other	2011	F151	BIOLOGICAL SCIENCE	Research	G-57592	71,420	0		
W	Pick-Up	1997	F250 PICK UP	CONTRACTED FOOD SERVICES	Facilities Management	G-02776	106,781	0		

Vehicle Type: (P)assenger/(W)ork

**VEHICLE INVENTORY
AS OF JUNE 30, 2015**

University of Southern Mississippi (268-00)

Name of Agency

Vehicle Type	Vehicle Description	Model Year	Model	Person(s) Assigned To	Purpose/Use	Tag Number	Mileage on 6-30-2015	Average Miles per Year	Replacement Proposed	
									FY2016	FY2017
W	SUV	2008	UPLANDER	PROFESSIONAL DEVELOPMENT AND EDUCATION	Research	G-46574	22,664	0		
W	Sedan	2013	Altima	Center for Higher Learning	Passenger	123	3,042	0		
W	SEDAN	2008	DURANGO	CONTRACTED BOOKSTORE	Passenger	G-57793	84,356	0		
W	15-Passenger Van	1998	16 PASSENGER VAN	English Lang. Inst.	Facilities Management	G-05658	111,363	0		
W	Pick-Up	1995	F-250 PICK UP	GROUNDS	Facilities Management	G-23685	76,820	0		
W	Truck	1988	DUMP TRUCK	GROUNDS	Research	S-9949	0	0		
W	Truck	1998	DUMP TRUCK	GROUNDS	Facilities Management	G-07154	113,632	0		
W	Pick-Up	1985	CJ PICK UP	GROUNDS	Passenger	S-8705	0	0		
W	Pick-Up	1996	1/2 TON PICK UP	GROUNDS	Facilities Management	S-16408	84,884	0		
W	Pick-Up	1999	DAKOTA PICK UP	Electrical & Mech. Equip. Maint.	Facilities Management	G-09070	42,245	0		
W	Pick-Up	2001	QUAD CAB PICK UP	Electrical & Mech. Equip. Maint.	Facilities Management	G-18379	92,317	0		
W	Pick-Up	1997	F-150 PICK UP	GROUNDS	Facilities Management	G-23690	114,685	0		
W	Pick-Up	1995	F250 PICK UP	GROUNDS	Facilities Management	G-24107	93,835	0		
W	Pick-Up	1995	F150 PICK UP	Electrical & Mech. Equip. Maint.	Facilities Management	G-24110	80,152	0		
W	Pick-Up	2007	F150 PICK UP	GROUNDS	Academic Recruitment	G-40569	27,392	0		
W	Pick-Up	2007	F150 PICK UP	GROUNDS	Passenger	G-40567	29,587	0		
W	Pick-Up	2007	F150 PICK UP	GROUNDS	Academic Recruitment	G-40566	21,758	0		
W	Pick-Up	2013	F150 PICK UP	GROUNDS	Passenger	G-62185	9,655	0		
W	SUV	2009	SUBURBAN	GC DEPT OF COASTAL SCIENCE	Facilities Management	G-49739	32,046	0		
W	Pick-Up	2005	RAM 2501	GC DEPT OF COASTAL SCIENCE	Law Enforcement	G-32023	110,300	0		
W	Mini Van	2003	GRAND CARAVAN	GEOGRAPHY & GEOLOGY	Facilities Management	G-25895	139,906	0		
W	Pick-Up	2008	F250 PICK UP	GEOGRAPHY & GEOLOGY	Research	G-46235	24,267	0		
W	15-Passenger Van	1999	RAM VAN	GC Physical Plant	Facilities Management	G-10394	98,914	0		

Vehicle Type: (P)assenger/(W)ork

**VEHICLE INVENTORY
AS OF JUNE 30, 2015**

University of Southern Mississippi (268-00)

Name of Agency

Vehicle Type	Vehicle Description	Model Year	Model	Person(s) Assigned To	Purpose/Use	Tag Number	Mileage on 6-30-2015	Average Miles per Year	Replacement Proposed	
									FY2016	FY2017
W	Sedan	1999	CROWN VICTORIAN	GC SECURITY	Passenger	G-10753	123,854	0		
W	Sedan	2000	LUM	GC Physical Plant	Research	G-14248	136,643	0		
W	Cargo Van	1995	96 Rally Wagon Sport Van	GC Physical Plant	Facilities Management	S-15576	143,204	0		
W	Pick-Up	2004	DAKOTA PICK UP	GC Physical Plant	Facilities Management	G-28759	60,561	0		
W	SUV	2006	EXPEDITION	SOUTHERN REGIONAL PUBLIC SAFETY INSTITUTE	Law Enforcement	G-34898	87,480	0		
W	Sedan	1997	TAURUS	University Police	Facilities Management	G-01336	93,995	0		
W	Mini Van	2001	CARAVAN	GC Physical Plant	Facilities Management	G-17366	243,921	0		
W	SUV	2006	EXPEDITION	VP FOR RESEARCH	Law Enforcement	G-34899	104,440	0		
W	Sedan	2000	LUMINA	Physical Plant	Facilities Management	G-14467	147,029	0		
W	Sedan	2003	TAURUS	GC Physical Plant	Facilities Management	G-26157	64,975	0		
W	Sedan	2008	CROWN VICTORIAN	GC Physical Plant	Law Enforcement	G-46526	80,237	0		
W	SEDAN	2011	FUSION	GC ENROLLMENT AND MARKETING	Research	G-56153	23,259	0		
W	SEDAN	2011	FUSION	GC ENROLLMENT AND MARKETING	Facilities Management	G-56152	20,988	0		
W	Pick-Up	1993	RANGER PICK UP	GC Physical Plant	Facilities Management	G-18149	119,818	0		
W	Pick-Up	1993	RANGER PICK UP	GC Physical Plant	Facilities Management	S-14326	88,879	0		
W	SEDAN	2012	FUSION	GC VICE PRESIDENT	Passenger	G-60665	29,167	0		
W	Pick-Up	2012	Colorado	GC Security	Law Enforcement	G-30678	26,447	0		
W	Sedan	2005	CROWN VICTORIAN	GC SECURITY	Law Enforcement	G-32285	101,934	0		
W	Pick-Up	1996	S-10 PICK UP	STUDENT HOUSING	Facilities Management	G-16933	102,731	0		
W	Mini Van	1998	WINDSTAR VAN	STUDENT HOUSING	Facilities Management	G-05345	43,945	0		
W	15-Passenger Van	2002	EXPRESS 3501	STUDENT HOUSING	Facilities Management	G-22735	120,519	0		
W	15-Passenger Van	2002	EXPRESS 3501	STUDENT HOUSING	Facilities Management	G-22736	99,084	0		
W	Pick-Up	2001	RAM 1501	STUDENT HOUSING	Passenger	G-28757	84,964	0		
W	Mini Van	1996	MINI VAN	STUDENT HOUSING	Facilities Management	G-09774	119,227	0		

Vehicle Type: (P)assenger/(W)ork

**VEHICLE INVENTORY
AS OF JUNE 30, 2015**

University of Southern Mississippi (268-00)

Name of Agency

Vehicle Type	Vehicle Description	Model Year	Model	Person(s) Assigned To	Purpose/Use	Tag Number	Mileage on 6-30-2015	Average Miles per Year	Replacement Proposed	
									FY2016	FY2017
W	Pick-Up	1994	PICK UP	STUDENT HOUSING	Passenger	G-11879	164,871	0		
W	Pick-Up	1996	1/2 TON PICK UP	STUDENT HOUSING	Facilities Management	S-16291	52,121	0		
W	Pick-Up	1996	1/2 TON PICK UP	STUDENT HOUSING	Facilities Management	S-16292	60,751	0		
W	Pick-Up	1995	F-150 PICK UP	STUDENT HOUSING	Facilities Management	G59094	108,530	0		
W	Pick-Up	1992	F-150 PICK UP	STUDENT HOUSING	Academic Recruitment	G-16448	96,242	0		
W	Pick-Up	1989	C1500 PICK UP	STUDENT HOUSING	Facilities Management	G-16449	133,457	0		
W	Pick-Up	1994	C1500 PICK UP	STUDENT HOUSING	Facilities Management	G-19627	75,101	0		
W	Pick-Up	1996	S-10 PICK UP	STUDENT HOUSING	Facilities Management	G-19626	102,870	0		
W	Pick-Up	1999	RANGER PICK UP	STUDENT HOUSING	Facilities Management	G-23880	79,964	0		
W	Pick-Up	1999	RANGER PICK UP	STUDENT HOUSING	Facilities Management	G-23881	62,918	0		
W	15-Passenger Van	2004	VENTURE	STUDENT HOUSING	Cargo	G-44258	86,241	0		
W	Sedan	2005	MALIBU	STUDENT HOUSING	Passenger	G-44259	71,893	0		
W	Pick-Up	2000	2501 SILVERADO	STUDENT HOUSING	Facilities Management	G-44260	84,177	0		
W	Mini Van	2005	CARAVAN	STUDENT HOUSING	Research	G-46623	85,750	0		
W	Pick-Up	2001	RAM 1501	STUDENT HOUSING	Research	G-46622	65,841	0		
W	Pick-Up	1999	RAM 1501	STUDENT HOUSING	Research	G-46621	37,284	0		
W	Cargo Van	1993	E350 COMM-VAN	STUDENT HOUSING	Research	G-42738	34,686	0		
W	Pick-Up	2001	2501 RAM	STUDENT HOUSING	Facilities Management	G-51616	41,541	0		
W	Pick-Up	2001	2501 RAM	STUDENT HOUSING	Research	G-51615	56,600	0		
W	Pick-Up	2005	C1500 PICK UP	STUDENT HOUSING	Research	G-51614	98,472	0		
W	Pick-Up	1998	1501 TRUCK	STUDENT HOUSING	Law Enforcement	G-32286	81,423	0		
W	Pick-Up	2001	1501 RAM PICK UP	STUDENT HOUSING	Facilities Management	G-27877	78,986	0		
W	15-Passenger Van	2007	VAN	INSTITUTE FOR DISABILITY STUDY	Research	G-47114	21,464	0		

Vehicle Type: (P)assenger/(W)ork

**VEHICLE INVENTORY
AS OF JUNE 30, 2015**

University of Southern Mississippi (268-00)

Name of Agency

Vehicle Type	Vehicle Description	Model Year	Model	Person(s) Assigned To	Purpose/Use	Tag Number	Mileage on 6-30-2015	Average Miles per Year	Replacement Proposed	
									FY2016	FY2017
W	15-Passenger Van	2006	E-350 VAN	INSTITUTE FOR DISABILITY STUDY	Law Enforcement	G-38901	37,650	0		
W	Pick-Up	2005	Ram 1501	RECREATIONAL SPORTS	Facilities Management	G-54374	82,858	0		
W	Mini Van	1995	AEROSTAR	ITECH	Passenger	S-16046	123,400	0		
W	Mini Van	2007	UPLANDER	ITECH	Passenger	G-42105	42,213	0		
W	Mini Van	2009	CARAVAN	OFFICE OF THE PROVOST	Passenger	G-49076	59,074	0		
W	Pick-Up	2000	RANGER PICK UP	Building Maintenance	Facilities Management	G-27052	79,183	0		
W	Sedan	2002	CROWN VICTORIAN	PHYSICAL PLANT	Facilities Management	G-20862	142,383	0		
W	Pick-Up	1998	3/4 TON PICK UP	TRANSPORTATION	Facilities Management	G-21882	117,112	0		
W	Pick-Up	1998	S-10 PICK UP	Building Maintenance	Facilities Management	G-27398	75,101	0		
W	Pick-Up	1994	S-10 PICK UP	Environmental Services	Facilities Management	G-21883	62,124	0		
W	Mini Van	1998	WINDSTAR VAN	CUSTODIAL	Facilities Management	G-07232	144,603	0		
W	Mini Van	2005	CARAVAN	SAFETY	Passenger	G-28755	77,602	0		
W	Mini Van	2003	GRAND CARAVAN	Electrical & Mech. Equip. Maint.	Facilities Management	G-25896	96,679	0		
W	15-Passenger Van	1994	16 PASSENGER VAN	CUSTODIAL	Facilities Management	S-14587	143,007	0		
W	Pick-Up	2001	RAM TRUCK	TRANSPORTATION	Facilities Management	G-23687	89,313	0		
W	Miscellaneous Truck	1995	F700 DUMP TRUCK	TRANSPORTATION	Research	S-15139	66,458	0		
W	Pick-Up	1995	2 TON TRUCK	ENVIROMENTAL	Facilities Management	S-15871	66,068	0		
W	Cargo Van	1995	CARGO VAN	CUSTODIAL	Law Enforcement	S-15908	130,951	0		
W	Pick-Up	1999	DAKOTA PICK UP	Electrical & Mech. Equip. Maint.	Facilities Management	G-09072	52,935	0		
W	Pick-Up	1999	DAKOTA PICK UP	Electrical & Mech. Equip. Maint.	Facilities Management	G-09071	37,121	0		
W	Miscellaneous Truck	1995	DUMP TRUCK	TRANSPORTATION	Facilities Management	S-15966	52,232	0		
W	Pick-Up	1996	DAKOTA PICK UP	Electrical & Mech. Equip. Maint.	Facilities Management	S-16172	66,886	0		
W	Pick-Up	1996	1/2 PICK UP	Building Maintenance	Facilities Management	S-16409	56,368	0		

Vehicle Type: (P)assenger/(W)ork

**VEHICLE INVENTORY
AS OF JUNE 30, 2015**

University of Southern Mississippi (268-00)

Name of Agency

Vehicle Type	Vehicle Description	Model Year	Model	Person(s) Assigned To	Purpose/Use	Tag Number	Mileage on 6-30-2015	Average Miles per Year	Replacement Proposed	
									FY2016	FY2017
W	Pick-Up	1996	DAKOTA PICK UP	Electrical & Mech. Equip. Maint.	Facilities Management	S-16384	47,306	0		
W	Pick-Up	1996	1/2 TON PICK UP	Electrical & Mech. Equip. Maint.	Facilities Management	S-16415	64,253	0		
W	Pick-Up	1995	F250 PICK UP	TRANSPORTATION	Facilities Management	G-23689	99,212	0		
W	Sedan	2000	LUMINA	CUSTODIAL	Facilities Management	G-14468	120,342	0		
W	15-Passenger Van	2000	EXPRESS 3501	CUSTODIAL	Facilities Management	G-21881	123,837	0		
W	Pick-Up	1995	F150 PICK UP	Building Maintenance	Facilities Management	G-24109	68,713	0		
W	Sedan	2003	TAURUS	PHYSICAL PLANT	Facilities Management	G-25259	100,770	0		
W	Pick-Up	2000	F150 PICK UP	Electrical & Mech. Equip. Maint.	Facilities Management	G-27694	0	0		
W	15-Passenger Van	2004	16 PASSENGER VAN	CUSTODIAL	Passenger	G-30461	67,965	0		
W	15-Passenger Van	2004	16 PASSENGER VAN	CUSTODIAL	Passenger	G-30462	54,837	0		
W	Pick-Up	2007	PICK UP	Environmental Services	Facilities Management	G-40565	42,279	0		
W	Pick-Up	2007	PICK UP	Electrical & Mech. Equip. Maint.	Academic Recruitment	G-40564	16,610	0		
W	Pick-Up	2007	PICK UP	Electrical & Mech. Equip. Maint.	Academic Recruitment	G-40570	17,858	0		
W	Pick-Up	2007	PICK UP	Building Maintenance	Law Enforcement	G-40571	13,966	0		
W	Pick-Up	2007	PICK UP	TRANSPORTATION	Law Enforcement	G-40572	25,260	0		
W	Pick-Up	2007	PICK UP	Electrical & Mech. Equip. Maint.	Facilities Management	G-40799	31,945	0		
W	Pick-Up	2007	PICK UP	Building Maintenance	Facilities Management	G-40800	25,742	0		
W	Pick-Up	2007	PICK UP	Electrical & Mech. Equip. Maint.	Law Enforcement	G-40802	25,760	0		
W	Pick-Up	2007	PICK UP	Electrical & Mech. Equip. Maint.	Academic Recruitment	G-40801	21,895	0		
W	Pick-Up	2007	RANGER PICK UP	SAFETY	Academic Recruitment	G-41102	13,769	0		
W	Pick-Up	2007	RANGER PICK UP	CUSTODIAL	Academic Recruitment	G-41101	14,710	0		
W	Pick-Up	2007	RANGER PICK UP	CUSTODIAL	Facilities Management	G-41100	13,174	0		
W	Pick-Up	2008	F250 PICK UP	Environmental Services	Passenger	G-43272	26,757	0		
W	Pick-Up	2008	F150 PICK UP	Electrical & Mech. Equip. Maint.	Facilities Management	G-45512	17,453	0		

Vehicle Type: (P)assenger/(W)ork

**VEHICLE INVENTORY
AS OF JUNE 30, 2015**

University of Southern Mississippi (268-00)

Name of Agency

Vehicle Type	Vehicle Description	Model Year	Model	Person(s) Assigned To	Purpose/Use	Tag Number	Mileage on 6-30-2015	Average Miles per Year	Replacement Proposed	
									FY2016	FY2017
W	Pick-Up	2008	F150 PICK UP	Building Maintenance	Passenger	G-45514	9,260	0		
W	Pick-Up	2008	F250 PICK UP	Building Maintenance	Facilities Management	G-45513	29,011	0		
W	Mini Van	2009	CARAVAN	SAFETY	Passenger	G-49028	23,698	0		
W	Pick-Up	2009	RANGER PICK UP	SAFETY	Facilities Management	G-51062	17,943	0		
W	Pick-Up	2013	F150 PICK UP	CUSTODIAL	Passenger	G-62189	2,470	0		
W	Pick-Up	2013	F150 PICK UP	MAINTENANCE	Passenger	G-62188	4,962	0		
W	Pick-Up	2013	F150 PICK UP	Electrical & Mech. Equip. Maint.	Passenger	G-62187	7,230	0		
W	Pick-Up	2013	F150 PICK UP	MAINTENANCE	Passenger	G-62183	3,912	0		
W	Pick-Up	2013	F150 PICK UP	Electrical & Mech. Equip. Maint.	Passenger	G-62182	5,925	0		
W	Pick-Up	2013	F150 PICK UP	Building Maintenance	Passenger	G-62184	11,446	0		
W	Pick-Up	2013	F150 PICK UP	MAINTENANCE	Passenger	G-26186	2,379	0		
W	Miscellaneous Truck	1999	Derrick	MAINTENANCE	Facilities Management	NO TAG	101,955	0		
W	Miscellaneous Truck	2000	BUCKET TRUCK	MAINTENANCE	Facilities Management	NO TAG	116,871	0		
W	NA	2013	NA	Custodial	NA	G-64172	9,879	0		
W	Sedan	2007	FOCUS	MATHEMATICS	Law Enforcement	G-44729	59,936	0		
W	Sedan	2008	IMPALA	POLYMER	Research	G-45515	96,187	0		
W	Mini Van	2003	CARAVAN	MARINE SCIENCE	Facilities Management	G-26891	171,217	0		
W	Pick-Up	1996	PICK UP	MARINE SCIENCE	Facilities Management	S-16128	114,593	0		
W	Sedan	2012	FUSION	MARINE SCIENCE	Research	G-57738	49,193	0		
W	Pick-Up	1999	RAM TRUCK	MARINE SCIENCE	Research	G-08777	110,484	0		
W	Mini Van	2014	Sentra Mini Van	MARINE SCIENCE	Passenger	G-66517	19,265	0		
W	Pick-Up	2010	F350 PICK UP	MARINE SCIENCE	Law Enforcement	G-37783	69,579	0		
W	Mini Van	1999	CARAVAN	Property Accounting	Facilities Management	G-08636	52,812	0		
W	SEDAN	2012	VERSA	PROPERTY ACCOUNTING	Passenger	G-60888	11,151	0		
W	Sedan	2002	TAURUS	SOUTHERN REGIONAL PUBLIC SAFETY INSTITUTE	Facilities Management	G-20861	127,863	0		
W	Sedan	2010	Charger	SOUTHERN REGIONAL PUBLIC SAFETY INSTITUTE	Passenger	G-55564	28,219	0		

Vehicle Type: (P)assenger/(W)ork

**VEHICLE INVENTORY
AS OF JUNE 30, 2015**

University of Southern Mississippi (268-00)

Name of Agency

Vehicle Type	Vehicle Description	Model Year	Model	Person(s) Assigned To	Purpose/Use	Tag Number	Mileage on 6-30-2015	Average Miles per Year	Replacement Proposed	
									FY2016	FY2017
W	Sedan	2007	CROWN VICTORIAN	University Police	Passenger	556-FSF	0	0		
W	Sedan	2002	CROWN VICTORIAN	University Police	Facilities Management	G-40955	135,115	0		
W	Sedan	2004	IMPALA	University Police	Research	G-38190	162,142	0		
W	SUV	2006	TRAILBLAZER	Admin of Justice	Research	G-45946	109,148	0		
W	SUV	2009	TAHOE	University Police	Passenger	G-49624	106,372	0		
W	Sedan	2010	CROWN VICTORIAN	University Police	Research	G-52577	68,853	0		
W	SEDAN	2011	CROWN VICTORIAN	University Police	Law Enforcement	G-58709	55,168	0		
W	SUV	2013	INTERCEPTOR	University Police	Law Enforcement	G-61364	56,038	0		
W	Sedan	2013	INTERCEPTOR	University Police	Law Enforcement	G-63181	52,432	0		
W	SUV	2004	TAHOE	University Police	Law Enforcement	G-64788	163,127	0		
W	NA	2013	NA	University Police	Passenger	FRG-559	21,365	0		
W	Sedan	2014	CAPRICE	University Police	Passenger	G-66571	19,840	0		
W	SUV	2014	EXPLORER	University Police	Passenger	G-66763	13,637	0		
W	Pick-Up	2000	FRONTIER CREWCAB	GC SECURITY	Facilities Management	G-25925	138,687	0		
W	Miscellaneous Truck	2003	421 TRUCK TRACTOR	Environmental Services	Facilities Management	G-23691	38,400	0		
W	Pick-Up	2007	RAM 3501	Admin of Justice	Passenger	G-65451	27,993	0		
W	Mini Van	2006	FREESTAR	Receiving and Warehousing	Law Enforcement	G-36614	23,431	0		
W	Mini Van	2005	CARAVAN	Office of Admissions	Passenger	G-29874	102,968	0		
W	Mini Van	2008	MINI VAN	Office of Admissions	Research	G-47212	63,390	0		
W	Mini Van	2008	MINI VAN	Office of Admissions	Passenger	G-47213	65,692	0		
W	Mini Van	2010	CARAVAN	Office of Admissions	Passenger	G-05269	48,948	0		
W	Mini Van	2010	CARAVAN	Office of Admissions	Passenger	G-05267	46,348	0		
W	Mini Van	2010	GRAND CARAVAN	Office of Admissions	Research	G-55310	40,879	0		
W	Cargo Van	2013	CARAVAN	Office of Admissions	Passenger	G-61366	26,953	0		

Vehicle Type: (P)assenger/(W)ork

**VEHICLE INVENTORY
AS OF JUNE 30, 2015**

University of Southern Mississippi (268-00)

Name of Agency

Vehicle Type	Vehicle Description	Model Year	Model	Person(s) Assigned To	Purpose/Use	Tag Number	Mileage on 6-30-2015	Average Miles per Year	Replacement Proposed	
									FY2016	FY2017
W	Cargo Van	2013	CARAVAN	Office of Admissions	Passenger	G-61363	39,175	0		
W	Sedan	2012	FUSION	Office of Admissions	Passenger	G-61365	44,625	0		
W	Pick-Up	2007	RANGER PICK UP	STORES	Academic Recruitment	G-41099	17,718	0		
W	Pick-Up	2002	F150 PICK UP	SOUTHERN REGIONAL PUBLIC SAFETY INSTITUTE	Facilities Management	G-20927	111,591	0		
W	Pick-Up	2002	DURANGO	SOUTHERN REGIONAL PUBLIC SAFETY INSTITUTE	Facilities Management	G-20925	103,013	0		
W	Sedan	2003	CROWN VICTORIAN	SOUTHERN REGIONAL PUBLIC SAFETY INSTITUTE	Facilities Management	G-24113	76,479	0		
W	Sedan	2010	Charger	SOUTHERN REGIONAL PUBLIC SAFETY INSTITUTE	Research	G-53688	27,606	0		
W	Pick-Up	1983	1/2 TON PICK UP	SCIENCE SAFETY	Passenger	S-6877	29,411	0		
W	Mini Van	2005	CARAVAN	Office of Admissions	Research	G-29873	94,862	0		
W	Mini Van	1992	9 PASSENGER VAN	THEATER AND DANCE	Academic Recruitment	S-13177	118,591	0		
W	Sedan	2000	LUMINA	SCHOOL OF CONSTRUCTION	Facilities Management	G-14247	94,687	0		
W	Pick-Up	2008	F150 PICK UP	PARKING AND TRANSPORTATION	Passenger	G-45425	38,802	0		
W	NA	2013	NA	PARKING AND TRANSPORTATION	Passenger	G-64109	8,996	0		
W	15-Passenger Van	2009	ECONOLINE	BROADCASTING	Passenger	G-64807	112,035	0		
W	Pick-Up	2007	CANYON	POST OFFICE	Law Enforcement	G-39141	5,249	0		
W	Cargo Van	2014	CARGO VAN	GULF PARK GROUNDS	Passenger	na	26,305	0		
W	Sedan	2014	CAPRICE	SOUTHERN REGIONAL PUBLIC SAFETY INSTITUTE	Law Enforcement	456	9,386	0		
W	NA	2014	NA	NA	NA	NA	2,660	0		
W	NA	2004	NA	NA	NA	G-67988	67,708	0		
W	SUV	2014	Explorer	University Police	Law Enforcement	G-67890	16,552	0		
W	Pick-Up	2015	Silverado	STUDENT HOUSING	Facilities Management	NA	1,716	0		
W	Pick-Up	2015	Silverado	STUDENT HOUSING	Facilities Management	NA	2,009	0		
W	Pick-Up	2015	Silverado	STUDENT HOUSING	Facilities Management	NA	3,251	0		
W	NA	2000	NA	NA	NA	NA	719	0		

Vehicle Type: (P)assenger/(W)ork

**VEHICLE INVENTORY
AS OF JUNE 30, 2015**

University of Southern Mississippi (268-00)

Name of Agency

Vehicle Type	Vehicle Description	Model Year	Model	Person(s) Assigned To	Purpose/Use	Tag Number	Mileage on 6-30-2015	Average Miles per Year	Replacement Proposed	
									FY2016	FY2017
W	SUV	2015	Transit	Physical Plant	Facilities Management	NA	216	0		

**VEHICLE POOL MEMBER LIST
2017 BUDGET REQUEST**

University of Southern Mississippi (268-00)

Name of Agency

See attached

**PRIORITY OF DECISION UNITS
FISCAL YEAR 2017**

University of Southern Mississippi (268-00)

Name of Agency

Program	Decision Unit	Object	Amount
Priority # 1			
Program # 1: INSTRUCTION			
	Competitive Salary Program		
		Salaries	1,800,000
		Totals	<u>1,800,000</u>
		General Funds	1,800,000
	Increased Cost of Programming		
		Salaries	550,000
		Subsidies	383,473
		Totals	<u>933,473</u>
		Other Special Funds	933,473
	Recover FY 2015 Capital Fund Level		
Program # 2: RESEARCH			
	Competitive Salary Program		
		Salaries	130,000
		Totals	<u>130,000</u>
		General Funds	130,000
	Increased Cost of Programming		
		Salaries	20,000
		Totals	<u>20,000</u>
		Other Special Funds	20,000
	Recover FY 2015 Capital Fund Level		
Program # 3: PUBLIC SERVICE			
	Competitive Salary Program		
		Salaries	30,000
		Totals	<u>30,000</u>
		General Funds	30,000
	Increased Cost of Programming		
		Salaries	60,000
		Contractual	50,000
		Commodities	25,000
		Totals	<u>135,000</u>
		Other Special Funds	135,000
	Recover FY 2015 Capital Fund Level		
Program # 4: ACADEMIC SUPPORT			
	Competitive Salary Program		
		Salaries	650,000
		Totals	<u>650,000</u>
		General Funds	650,000
	Increased Cost of Programming		

**PRIORITY OF DECISION UNITS
FISCAL YEAR 2017**

University of Southern Mississippi (268-00)

Name of Agency

Program	Decision Unit	Object	Amount
		Salaries	80,000
		Contractual	150,000
		Totals	230,000
		Other Special Funds	230,000
	Recover FY 2015 Capital Fund Level		
Program # 5: STUDENT SERVICES			
	Competitive Salary Program		
		Salaries	200,000
		Totals	200,000
		General Funds	200,000
	Increased Cost of Programming		
		Salaries	50,000
		Travel	100,000
		Contractual	133,000
		Totals	283,000
		Other Special Funds	283,000
	Recover FY 2015 Capital Fund Level		
Program # 6: INSTITUTIONAL SUPPORT			
	Competitive Salary Program		
		Salaries	650,000
		Totals	650,000
		General Funds	650,000
	Increased Cost of Programming		
		Salaries	80,000
		Contractual	255,527
		Equipment	2,627
		Subsidies	(2,627)
		Totals	335,527
		Other Special Funds	335,527
	Recover FY 2015 Capital Fund Level		
Program # 7: OPERATION & MAINTENANCE			
	Competitive Salary Program		
		Salaries	539,421
		Totals	539,421
		General Funds	539,421
	Increased Cost of Programming		
		Salaries	60,000
		Contractual	603,000
		Totals	663,000
		Other Special Funds	663,000

**PRIORITY OF DECISION UNITS
FISCAL YEAR 2017**

University of Southern Mississippi (268-00)

Name of Agency

Program	Decision Unit	Object	Amount
	Recover FY 2015 Capital Fund Level		
		Contractual	2,127,163
		Totals	<u>2,127,163</u>
		State Support Special Funds	2,127,163
Program # 8: SCHOLARSHIP & FELLOWSHIPS			
	Competitive Salary Program		
	Increased Cost of Programming		
		Contractual	600,000
		Totals	<u>600,000</u>
		Other Special Funds	600,000
	Recover FY 2015 Capital Fund Level		
Program # 9: MANDATORY TRANSFERS			
	Competitive Salary Program		
	Increased Cost of Programming		
	Recover FY 2015 Capital Fund Level		
Program # 10: NON-MANDATORY TRANSFERS			
	Competitive Salary Program		
	Increased Cost of Programming		
	Recover FY 2015 Capital Fund Level		

CAPITAL LEASES

University of Southern Mississippi (268-00)

Name of Agency

VENDOR/ ITEM LEASED	Original Date of Lease	Original No. of Months of Lease	No. of Months Remaining on 6-30-15	Last Payment Date	Interest Rate	Amount of Each Payment			Total of Payments To Be Made					
						Actual FY 2015			Estimated FY 2016			Requested FY 2017		
						Principal	Interest	Total	Principal	Interest	Total	Principal	Interest	Total
Beechcraft/Aircraft	11/21/2008	120	43	1/1/2019	4.5000	158,517	38,624	197,141	158,517	38,624	197,141	158,517	38,624	197,141
Voice Over/IP System	3/20/2014	53	36	6/20/2018	0.7500	346,357	10,545	356,902	348,963	7,939	356,902	351,590	5,312	356,902

Summary of 3% General Fund Program Reduction to FY 2016 Appropriated Funding by Major Object

University of Southern Mississippi (268-00)

Name of Agency

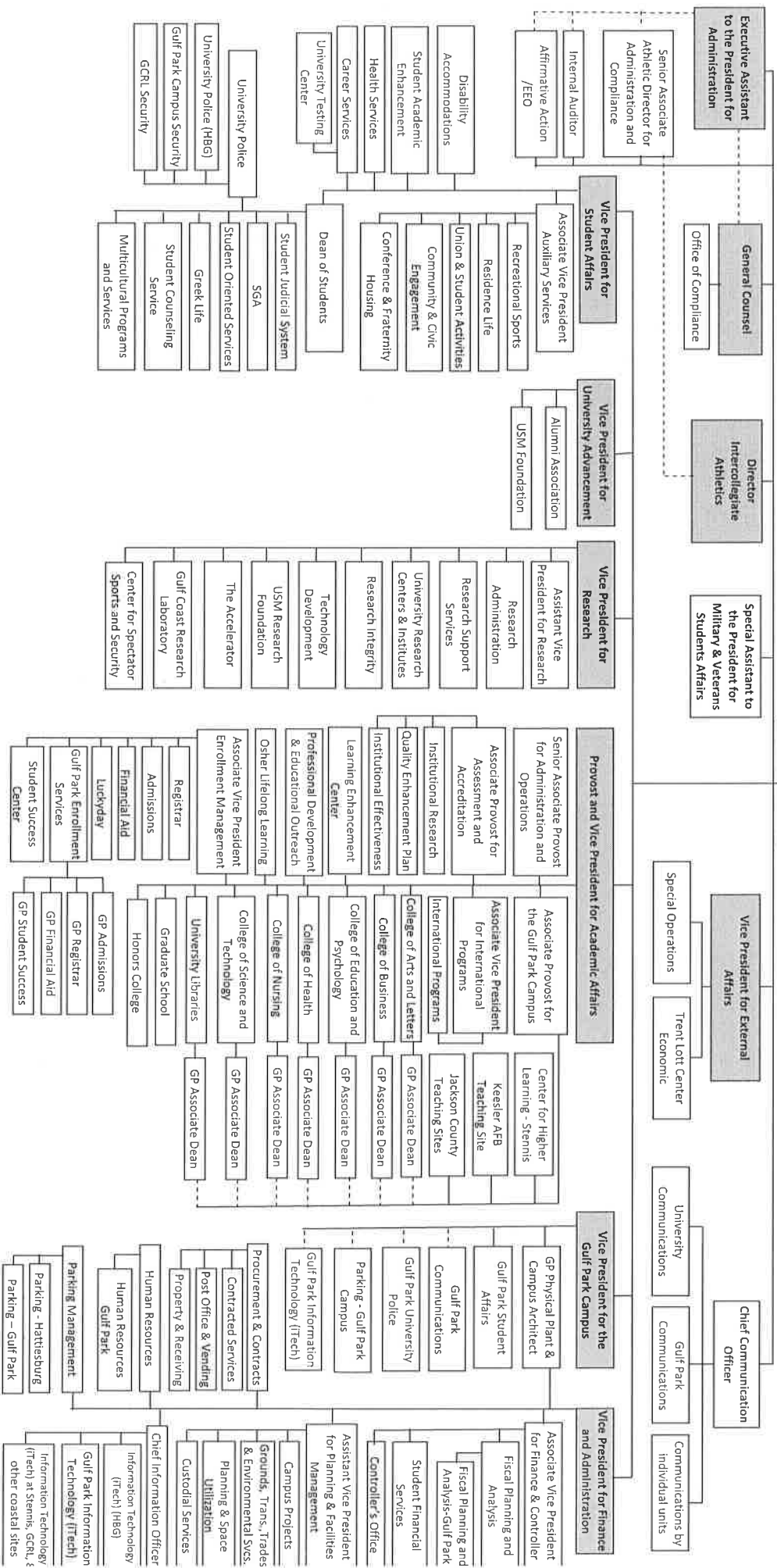
Major Object	FY2016 General Fund Reduction	EFFECT ON FY2016 STATE SUPPORT SPECIAL FUNDS	EFFECT ON FY2016 FEDERAL FUNDS	EFFECT ON FY2016 OTHER SPECIAL FUNDS	TOTAL 3% REDUCTIONS
SALARIES, WAGES, FRINGE	(1,968,598)				(1,968,598)
TRAVEL					
CONTRACTUAL					
COMMODITIES					
OTHER THAN EQUIPMENT					
EQUIPMENT					
VEHICLES					
WIRELESS COMM. DEVS.					
SUBSIDIES, LOANS, ETC					
TOTALS	(1,968,598)				(1,968,598)

The University of Southern Mississippi

IHL BOARD OF TRUSTEES

COMMISSIONER OF HIGHER EDUCATION

PRESIDENT





Shaded boxes indicate Executive Cabinet.

BOARD OF TRUSTEES OF STATE
INSTITUTIONS OF HIGHER LEARNING
STATE OF MISSISSIPPI

Schedule A
Salaries and Wages

Agency: USM - Hattiesburg Campus 268-00

	Actual Expenses		Estimated Expenses		Required for	
	FY Ending		FY Ending		FY Ending	
	June 30, 2015		June 29, 2016		June 29, 2017	
	FTE	Dollars	FTE	Dollars	FTE	Dollars
CURRENT POSITIONS:						
1100 - Exec, Admin & Managerial	49.00	6,034,681	44.00	6,360,928	44.00	6,360,928
1200 - Faculty						
9 month	720.00	42,264,631	705.00	44,417,450	705.00	44,417,450
12 month	31.00	1,798,495	30.00	1,890,104	30.00	1,890,104
Other	<u>15.00</u>	<u>899,247</u>	<u>15.00</u>	<u>945,052</u>	<u>15.00</u>	<u>945,052</u>
Total Faculty	766.00	44,962,373	750.00	47,252,606	750.00	47,252,606
1300 - Professional Non-faculty	419.00	17,438,625	352.00	18,174,080	352.00	18,174,080
1400 - Clerical and Secretarial	178.00	4,652,382	182.00	4,343,520	182.00	4,343,520
1500 - Technical & Paraprofessional	52.00	2,012,000	73.00	2,817,408	73.00	2,817,408
1600 - Skilled Crafts	23.00	699,832	38.00	726,963	38.00	726,963
1700 - Services/Maintenance	142.00	3,820,517	135.00	4,333,966	135.00	4,333,966
1800 - Students	<u>427.00</u>	<u>6,371,895</u>	<u>435.00</u>	<u>6,860,927</u>	<u>435.00</u>	<u>6,860,927</u>
TOTAL	2,056.00	85,992,305	2,009.00	90,870,398	2,009.00	90,870,398
NEW POSITIONS REQUIRED FOR FY 2017:					FTE	Dollars
1100 - Exec, Admin & Managerial					0.00	0
1200 - Faculty					0.00	0
9 month					0.00	0
12 month					0.00	0
Other					0.00	0
1300 - Professional Non-faculty					0.00	0
1400 - Clerical and Secretarial	0.00	0				
1500 - Technical & Paraprofessional	0.00	0				
1600 - Skilled Crafts	0.00	0				
1700 - Services/Maintenance	0.00	0				
1800 - Students	<u>0.00</u>	<u>0</u>				
TOTAL	0.00	0				
PROMOTIONS, REALIGNMENTS, RECLASSIFICATIONS FOR FY 2017:					Dollars	
1100 - Exec, Admin & Managerial					0	
1200 - Faculty					3,000,000	
9 month					0	
12 month					0	
Other					0	
1300 - Professional Non-faculty					821,548	
1400 - Clerical and Secretarial	0					
1500 - Technical & Paraprofessional	0					
1600 - Skilled Crafts	0					
1700 - Services/Maintenance	0					
1800 - Students	<u>0</u>					
TOTAL	3,821,548					
GRAND TOTAL Salaries and Wages	2,056.00	85,992,305	2,009.00	90,870,398	2,009.00	94,691,946

BOARD OF TRUSTEES OF STATE
INSTITUTIONS OF HIGHER LEARNING
STATE OF MISSISSIPPI

Schedule A-1
Fringe Benefits

Agency: USM - Hattiesburg Campus 268-00

	Actual Expenses FY Ending 30-Jun-15	Estimated Expenses FY Ending 30-Jun-16	Continuation Required for FY Ending 30-Jun-17
CURRENT POSITIONS:			
3910 - Employees' Retirement Matching	12,349,797	13,374,888	13,374,888
3920 - FICA Matching	5,818,083	6,496,374	6,496,374
3930 - Workers' Compensation	846,743	917,135	917,135
3940 - Health Insurance Contribution	5,745,711	6,106,897	6,106,897
3950 - Group Life Insurance	77,221	83,731	83,731
3960 - Civil Service (Agriculture Units)	35	36	36
3970 - Unemployment Tax	141,878	152,855	152,855
3980 - Remission of Fees	<u>10,262,998</u>	<u>11,082,050</u>	<u>11,082,050</u>
TOTAL Fringe Benefits for Continuing Employees	35,242,466	38,213,966	38,213,966
ESTIMATED FRINGE BENEFITS REQUIRED FOR NEW POSITIONS FOR FY 2017:			
3910 - Employees' Retirement Matching	[REDACTED]	[REDACTED]	
3920 - FICA Matching	[REDACTED]	[REDACTED]	
3930 - Workers' Compensation	[REDACTED]	[REDACTED]	
3940 - Health Insurance Contribution	[REDACTED]	[REDACTED]	
3950 - Group Life Insurance	[REDACTED]	[REDACTED]	
3960 - Civil Service (Agriculture Units)	[REDACTED]	[REDACTED]	
3970 - Unemployment Tax	[REDACTED]	[REDACTED]	
3980 - Remission of Fees	[REDACTED]	[REDACTED]	
TOTAL Fringe Benefits for New Positions	[REDACTED]	[REDACTED]	
FRINGE BENEFITS FOR PROMOTIONS, REALIGNMENTS, RECLASSIFICATIONS FOR FY 2017:			
3910 - Employees' Retirement Matching	[REDACTED]	[REDACTED]	711,396
3920 - FICA Matching	[REDACTED]	[REDACTED]	344,919
3930 - Workers' Compensation	[REDACTED]	[REDACTED]	8,623
3940 - Health Insurance Contribution	[REDACTED]	[REDACTED]	
3950 - Group Life Insurance	[REDACTED]	[REDACTED]	
3960 - Civil Service (Agriculture Units)	[REDACTED]	[REDACTED]	
3970 - Unemployment Tax	[REDACTED]	[REDACTED]	12,935
3980 - Remission of Fees	[REDACTED]	[REDACTED]	
TOTAL Fringe Benefits for Promotions, etc.	[REDACTED]	[REDACTED]	1,077,873
GRAND TOTAL Fringe Benefits	35,242,466	38,213,966	39,291,839
SUBTOTAL SALARIES, WAGES & FRINGE BENEFITS	121,234,771	129,084,364	133,983,785
LESS VACANCY RATE	0	<u>-2,581,687</u>	<u>-2,581,687</u>
TOTAL SALARIES, WAGES & FRINGE BENEFITS	121,234,771	126,502,677	131,402,098