

University of Southern Mississippi

118 College Drive

Dr. Rodney Bennett

AGENCY

ADDRESS

CHIEF EXECUTIVE OFFICER

	Actual Expenses June 30,2016	Estimated Expenses June 30,2017	Requested For June 30,2018	Requested Over/(Under) Estimated	
				AMOUNT	PERCENT
I. A. PERSONAL SERVICES					
1. Salaries, Wages & Fringe Benefits (Base)	122,673,865	128,374,416	132,194,302		
a. Additional Compensation					
b. Proposed Vacancy Rate (Dollar Amount)			2,619,886		
c. Per Diem					
Total Salaries, Wages & Fringe Benefits	122,673,865	128,374,416	129,574,416	1,200,000	0.93%
2. Travel					
a. Travel & Subsistence (In-State)	293,675	403,043	403,043		
b. Travel & Subsistence (Out-Of-State)	751,461	1,022,000	1,022,000		
c. Travel & Subsistence (Out-Of-Country)	15,162	14,394	14,394		
Total Travel	1,060,298	1,439,437	1,439,437		
B. CONTRACTUAL SERVICE S (Schedule B)					
a. Tuition, Rewards & Awards	26,276,390	28,115,737	28,615,737	500,000	1.78%
b. Communications, Transportation & Utilities	4,892,269	5,234,727	5,234,727		
c. Public Information	347,277	370,000	370,000		
d. Rents	969,525	1,000,000	1,000,000		
e. Repairs & Service	1,554,199	1,663,000	1,813,000	150,000	9.02%
f. Fees, Professional & Other Services	2,351,369	2,516,000	2,516,000		
g. Other Contractual Services	5,012,986	7,104,839	8,737,163	1,632,324	22.97%
h. Data Processing	2,395,936	2,560,000	2,560,000		
i. Other	517,892	721,935	721,935		
Total Contractual Services	44,317,843	49,286,238	51,568,562	2,282,324	4.63%
C. COMMODITIES (Schedule C)					
a. Maintenance & Construction Materials & Supplies	392,956	432,250	432,250		
b. Printing & Office Supplies & Materials	684,306	752,000	752,000		
c. Equipment, Repair Parts, Supplies & Accessories	1,301,251	1,431,000	1,531,000	100,000	6.99%
d. Professional & Scientific Supplies & Materials	66,743	73,417	73,417		
e. Other Supplies & Materials	1,311,310	1,452,558	1,452,558		
Total Commodities	3,756,566	4,141,225	4,241,225	100,000	2.41%
D. CAPITAL OUTLAY					
1. Total Other Than Equipment (Schedule D-1)	89,715	151,669	151,669		
2. Equipment (Schedule D-2)					
b. Road Machinery, Farm & Other Working Equipment	125,092	120,000	120,000		
c. Office Machines, Furniture, Fixtures & Equipment	10,741	10,000	10,000		
d. IS Equipment (Data Processing & Telecommunications)	170,093	160,000	157,354	(2,646)	(1.65%)
e. Equipment - Lease Purchase	507,480	510,107	512,753	2,646	0.52%
f. Other Equipment	242,056	164,146	164,146		
Total Equipment (Schedule D-2)	1,055,462	964,253	964,253		
3. Vehicles (Schedule D-3)					
4. Wireless Comm. Devices (Schedule D-4)					
E. SUBSIDIES, LOANS & GRANTS (Schedule E)	6,549,711	11,539,618	7,339,618	(4,200,000)	(36.40%)
TOTAL EXPENDITURES	179,503,460	195,896,856	195,279,180	(617,676)	(0.32%)
II. BUDGET TO BE FUNDED AS FOLLOWS:					
Cash Balance-Unencumbered					
General Fund Appropriation (Enter General Fund Lapse Below)	64,093,025	64,004,009	64,004,009		
State Support Special Funds	10,691,488	16,848,217	13,230,541	(3,617,676)	(21.47%)
Federal Funds _____ Other Special Funds (Specify) _____					
Tuition	99,320,138	104,984,052	107,984,052	3,000,000	2.86%
Other	5,398,809	10,060,578	10,060,578		
Less: Estimated Cash Available Next Fiscal Period					
TOTAL FUNDS (equals Total Expenditures above)	179,503,460	195,896,856	195,279,180	(617,676)	(0.32%)
GENERAL FUND LAPSE	1,526,937				
III: PERSONNEL DATA					
Number of Positions Authorized in Appropriation Bill					
a.) Perm Full	1,969	2,046	2,046		
b.) Perm Part					
c.) T-L Full					
d.) T-L Part					
Average Annual Vacancy Rate (Percentage)					
a.) Perm Full					
b.) Perm Part					
c.) T-L Full					
d.) T-L Part					

Approved by: Dr. Rodney D. Bennett

Submitted by: Lynn Smith

Date: 8/1/2016 3:24 PM

Budget Officer: Lynn Smith / Lynn.Smith@usm.edu

Phone Number: 601.266.4632

Title: Director of Fiscal Planning

Official of Board or Commission

Name of Agency : University of Southern Mississippi

Specify Funding Sources As Shown Below	FY 2016 Actual Amount	% of Line Item	% of Total Budget	FY 2017 Estimated Amount	% of Line Item	% of Total Budget	FY 2018 Requested Amount	% of Line Item	% of Total Budget
1. General _____ State Support Special (Specify) _____	43,828,918	35.73%		43,438,486	33.84%		43,438,486	33.52%	
2. Budget Contingency Fund									
3. Education Enhancement Fund	7,234,937	5.90%		6,856,999	5.34%		6,856,999	5.29%	
4. Health Care Expendable Fund									
5. Tobacco Control Fund									
6. Capital Expense Fund									
7. Working Cash Stabilization Reserve Fund									
8. Federal _____ Other Special (Specify) _____									
9. Tuition	67,918,140	55.36%		71,250,979	55.50%		72,450,979	55.91%	
10. Other	3,691,870	3.01%		6,827,952	5.32%		6,827,952	5.27%	
11.									
12.									
Total Salaries	122,673,865		68.34%	128,374,416		65.53%	129,574,416		66.35%
1. General _____ State Support Special (Specify) _____	378,823	35.73%		487,067	33.84%		487,067	33.84%	
2. Budget Contingency Fund									
3. Education Enhancement Fund	62,533	5.90%		76,886	5.34%		76,886	5.34%	
4. Health Care Expendable Fund									
5. Tobacco Control Fund									
6. Capital Expense Fund									
7. Working Cash Stabilization Reserve Fund									
8. Federal _____ Other Special (Specify) _____									
9. Tuition	587,032	55.36%		798,924	55.50%		798,924	55.50%	
10. Other	31,910	3.01%		76,560	5.32%		76,560	5.32%	
11.									
12.									
Total Travel	1,060,298		0.59%	1,439,437		0.73%	1,439,437		0.74%
1. General _____ State Support Special (Specify) _____	15,833,879	35.73%		16,086,744	32.64%		16,086,744	31.19%	
2. Budget Contingency Fund									
3. Education Enhancement Fund	2,613,733	5.90%		2,539,379	5.15%		2,539,379	4.92%	
4. Health Care Expendable Fund									
5. Tobacco Control Fund									
6. Capital Expense Fund				1,744,839	3.54%		3,127,163	6.06%	
7. Working Cash Stabilization Reserve Fund									
8. Federal _____ Other Special (Specify) _____									
9. Tuition	24,536,486	55.36%		26,386,654	53.54%		27,286,654	52.91%	
10. Other	1,333,745	3.01%		2,528,622	5.13%		2,528,622	4.90%	
11.									
12.									
Total Contractual	44,317,843		24.69%	49,286,238		25.16%	51,568,562		26.41%
1. General _____ State Support Special (Specify) _____	1,342,146	35.73%		1,401,280	33.84%		1,401,280	33.04%	
2. Budget Contingency Fund									
3. Education Enhancement Fund	221,551	5.90%		221,200	5.34%		221,200	5.22%	
4. Health Care Expendable Fund									
5. Tobacco Control Fund									
6. Capital Expense Fund									
7. Working Cash Stabilization Reserve Fund									
8. Federal _____ Other Special (Specify) _____									
9. Tuition	2,079,815	55.36%		2,298,482	55.50%		2,398,482	56.55%	
10. Other	113,054	3.01%		220,263	5.32%		220,263	5.19%	
11.									
12.									
Total Commodities	3,756,566		2.09%	4,141,225		2.11%	4,241,225		2.17%

Name of Agency : University of Southern Mississippi

Specify Funding Sources As Shown Below	FY 2016 Actual Amount	% of Line Item	% of Total Budget	FY 2017 Estimated Amount	% of Line Item	% of Total Budget	FY 2018 Requested Amount	% of Line Item	% of Total Budget
1. General _____ State Support Special (Specify) _____	32,053	35.73%		51,321	33.84%		51,321	33.84%	
2. Budget Contingency Fund									
3. Education Enhancement Fund	5,291	5.90%		8,101	5.34%		8,101	5.34%	
4. Health Care Expendable Fund									
5. Tobacco Control Fund									
6. Capital Expense Fund									
7. Working Cash Stabilization Reserve Fund									
8. Federal _____ Other Special (Specify) _____									
9. Tuition	49,671	55.37%		84,180	55.50%		84,180	55.50%	
10. Other	2,700	3.01%		8,067	5.32%		8,067	5.32%	
11.									
12.									
Total Capital Other Than Equipment	89,715		0.05%	151,669		0.08%	151,669		0.08%
1. General _____ State Support Special (Specify) _____	323,297	30.63%		268,718	27.87%		268,718	27.87%	
2. Budget Contingency Fund									
3. Education Enhancement Fund	53,367	5.06%		42,419	4.40%		42,419	4.40%	
4. Health Care Expendable Fund									
5. Tobacco Control Fund									
6. Capital Expense Fund									
7. Working Cash Stabilization Reserve Fund									
8. Federal _____ Other Special (Specify) _____									
9. Tuition	500,987	47.47%		440,770	45.71%		440,770	45.71%	
10. Other	177,811	16.85%		212,346	22.02%		212,346	22.02%	
11.									
12.									
Total Capital Equipment	1,055,462		0.59%	964,253		0.49%	964,253		0.49%
1. General _____ State Support Special (Specify) _____									
2. Budget Contingency Fund									
3. Education Enhancement Fund									
4. Health Care Expendable Fund									
5. Tobacco Control Fund									
6. Capital Expense Fund									
7. Working Cash Stabilization Reserve Fund									
8. Federal _____ Other Special (Specify) _____									
9. Tuition									
10. Other									
11.									
12.									
Total Vehicles									
1. General _____ State Support Special (Specify) _____									
2. Budget Contingency Fund									
3. Education Enhancement Fund									
4. Health Care Expendable Fund									
5. Tobacco Control Fund									
6. Capital Expense Fund									
7. Working Cash Stabilization Reserve Fund									
8. Federal _____ Other Special (Specify) _____									
9. Tuition									
10. Other									
11.									
12.									
Total Wireless Communication Devs.									

Name of Agency : University of Southern Mississippi

Specify Funding Sources As Shown Below	FY 2016 Actual Amount	% of Line Item	% of Total Budget	FY 2017 Estimated Amount	% of Line Item	% of Total Budget	FY 2018 Requested Amount	% of Line Item	% of Total Budget
1. General _____ State Support Special (Specify) _____	2,353,909	35.94%		2,270,393	19.67%		2,270,393	30.93%	
2. Budget Contingency Fund				5,000,000	43.33%				
3. Education Enhancement Fund	500,076	7.64%		358,394	3.11%		358,394	4.88%	
4. Health Care Expendable Fund									
5. Tobacco Control Fund									
6. Capital Expense Fund									
7. Working Cash Stabilization Reserve Fund									
8. Federal _____ Other Special (Specify) _____									
9. Tuition	3,648,007	55.70%		3,724,063	32.27%		4,524,063	61.64%	
10. Other	47,719	0.73%		186,768	1.62%		186,768	2.54%	
11.									
12.									
Total Subsidies	6,549,711		3.65%	11,539,618		5.89%	7,339,618		3.76%
1. General _____ State Support Special (Specify) _____	64,093,025	35.71%		64,004,009	32.67%		64,004,009	32.78%	
2. Budget Contingency Fund				5,000,000	2.55%				
3. Education Enhancement Fund	10,691,488	5.96%		10,103,378	5.16%		10,103,378	5.17%	
4. Health Care Expendable Fund									
5. Tobacco Control Fund									
6. Capital Expense Fund				1,744,839	0.89%		3,127,163	1.60%	
7. Working Cash Stabilization Reserve Fund									
8. Federal _____ Other Special (Specify) _____									
9. Tuition	99,320,138	55.33%		104,984,052	53.59%		107,984,052	55.30%	
10. Other	5,398,809	3.01%		10,060,578	5.14%		10,060,578	5.15%	
11.									
12.									
TOTAL	179,503,460		100.00%	195,896,856		100.00%	195,279,180		100.00%

SPECIAL FUNDS DETAIL
DRAFT Printed on 10/7/2016 9:14:53 AM

University of Southern Mississippi (268-00)

Name of Agency

S. STATE SUPPORT SPECIAL FUNDS		(1) Actual Revenues FY 2016	(2) Estimated Revenues FY 2017	(3) Requested Revenues FY 2018
Source (Fund Number)	Detailed Description of Source			
	Cash Balance-Unencumbered			
Budget Contingency Fund	BCF - Budget Contingency Fund		5,000,000	
Education Enhancement Fund	EEF - Education Enhancement Fund	10,691,488	10,103,378	10,103,378
Health Care Expendable Fund	HCEF - Health Care Expendable Fund			
Tobacco Control Fund	TCF - Tobacco Control Fund			
Capital Expense Fund (1)	CEF - Capital Expense Fund		1,744,839	3,127,163
Working Cash Stabilization Reserve Fund	WCSRF - Working Cash Stabilization Reserve Fund			
State Support Special Fund TOTAL		10,691,488	16,848,217	13,230,541
STATE SUPPORT SPECIAL FUND LAPSE				

A. FEDERAL FUNDS *		Percentage Match Requirement FY 2017 FY 2018	(1) Actual Revenues FY 2016	(2) Estimated Revenues FY 2017	(3) Requested Revenues FY 2018
Source (Fund Number)	Detailed Description of Source				
	Cash Balance-Unencumbered				
Federal Fund TOTAL					

B. OTHER SPECIAL FUNDS (NON-FED'L)		(1) Actual Revenues FY 2016	(2) Estimated Revenues FY 2017	(3) Requested Revenues FY 2018
Source (Fund Number)	Detailed Description of Source			
	Cash Balance-Unencumbered			
Tuition ()		99,320,138	104,984,052	107,984,052
Other ()		5,398,809	10,060,578	10,060,578
()				
Other Special Fund TOTAL		104,718,947	115,044,630	118,044,630

SECTIONS S + A + B TOTAL		115,410,435	131,892,847	131,275,171
---------------------------------	--	--------------------	--------------------	--------------------

C. TREASURY FUND/BANK ACCOUNTS *	Fund/Account Number	Name of Bank (If Applicable)	(1) Reconciled Balance as of 6/30/16	(2) Balance as of 6/30/17	(3) Balance as of 6/30/18
Bancorp South	1	Bancorp South	22,353,585	22,353,585	22,353,585
Hancock Bank	2	Hancock Bank	15,439,462	15,439,462	15,439,462
Raymond James	3	Raymond James	18,837,151	18,837,151	18,837,151
Regions	4	Regions	10,161,367	10,161,367	10,161,367
Trustmark	5	Trustmark	15,614,290	15,614,290	15,614,290
U.S. Bank	6	U.S. Bank	56,966	56,966	56,966
Lloyds Bank	7	Lloyds Bank	94,928	94,928	94,928
Community Bank	8	Community Bank	516,195	516,195	516,195
Regions-Bond Account	9	Regions	147	147	147
Cash on Hand	10	Cash on Hand	25,080	25,080	25,080

* Any non-federal funds that have restricted uses must be identified and narrative of restrictions attached.

**NARRATIVE OF SPECIAL FUNDS DETAIL AND TREASURY
FUND/BANK ACCOUNTS**

DRAFT Printed on 10/7/2016 9:14:54 AM

University of Southern Mississippi (268-00)

Name of Agency

STATE SUPPORT SPECIAL FUNDS

State Support Special Funds include the following:

1. Educational Enhancement Funds (EEF) - These funds are appropriated to K-12 and higher education based on \$.01 cent of every \$1.00 of sales tax revenue.
2. Capital Expense Funds - These funds are allocated to help universities maintain state facilities in a cost effective manner.

FEDERAL FUNDS

NA

OTHER SPECIAL FUNDS

Other Special funds are generated from non-federal sources. Tuition and fees charged to resident and nonresident students who attend the University represent a self-generated source of special funding as well as facilities and administrative cost recovery.

TREASURY FUND / BANK

Bank account information includes cash and investments.

CONTINUATION AND EXPANDED TOTAL REQUEST
DRAFT Printed on 10/7/2016 9:14:55 AM

University of Southern Mississippi (268-00)

SUMMARY OF ALL PROGRAMS

Name of Agency

Program

	FY 2016 Actual				
	(1) General	(2) State Support Special	(3) Federal	(4) Other Special	(5) Total
Salaries,Wages & Fringe	43,828,918	7,234,937		71,610,010	122,673,865
Travel	378,823	62,533		618,942	1,060,298
Contractual Services	15,833,879	2,613,733		25,870,231	44,317,843
Commodities	1,342,146	221,551		2,192,869	3,756,566
Other Than Equipment	32,053	5,291		52,371	89,715
Equipment	323,297	53,367		678,798	1,055,462
Vehicles					
Wireless Communication Devices					
Subsidies, Loans & Grants	2,353,909	500,076		3,695,726	6,549,711
Total	64,093,025	10,691,488		104,718,947	179,503,460
No. of Positions (FTE)	701.00	122.00		1,146.00	1,969.00

	FY 2017 Estimated				
	(6) General	(7) State Support Special	(8) Federal	(9) Other Special	(10) Total
Salaries,Wages & Fringe	43,438,486	6,856,999		78,078,931	128,374,416
Travel	487,067	76,886		875,484	1,439,437
Contractual Services	16,086,744	4,284,218		28,915,276	49,286,238
Commodities	1,401,280	221,200		2,518,745	4,141,225
Other Than Equipment	51,321	8,101		92,247	151,669
Equipment	268,718	42,419		653,116	964,253
Vehicles					
Wireless Communication Devices					
Subsidies, Loans & Grants	2,270,393	5,358,394		3,910,831	11,539,618
Total	64,004,009	16,848,217		115,044,630	195,896,856
No. of Positions (FTE)	724.00	107.00		1,215.00	2,046.00

	FY 2018 Increase/Decrease for Continuation				
	(11) General	(12) State Support Special	(13) Federal	(14) Other Special	(15) Total
Salaries,Wages & Fringe				1,200,000	1,200,000
Travel					
Contractual Services		1,382,324		900,000	2,282,324
Commodities				100,000	100,000
Other Than Equipment					
Equipment					
Vehicles					
Wireless Communication Devices					
Subsidies, Loans & Grants		(5,000,000)		800,000	(4,200,000)
Total		(3,617,676)		3,000,000	(617,676)
No. of Positions (FTE)					

Note: FY2018 Total Request = FY2017 Estimated + FY2018 Incr(Decr) for Continuation + FY2018 Expansion/Reduction of Existing Activities + FY2018 New Activities.

CONTINUATION AND EXPANDED TOTAL REQUEST
DRAFT Printed on 10/7/2016 9:14:55 AM

University of Southern Mississippi (268-00)

SUMMARY OF ALL PROGRAMS

Name of Agency	FY 2018 Expansion/Reduction of Existing Activities				
	(16) General	(17) State Support Special	(18) Federal	(19) Other Special	(20) Total
Salaries,Wages & Fringe					
Travel					
Contractual Services					
Commodities					
Other Than Equipment					
Equipment					
Vehicles					
Wireless Communication Devices					
Subsidies, Loans & Grants					
Total					
No. of Positions (FTE)					

	FY 2018 New Activities (*)				
	(21) General	(22) State Support Special	(23) Federal	(24) Other Special	(25) Total
Salaries,Wages & Fringe					
Travel					
Contractual Services					
Commodities					
Other Than Equipment					
Equipment					
Vehicles					
Wireless Communication Devices					
Subsidies, Loans & Grants					
Total					
No. of Positions (FTE)					

	FY 2018 Total Request				
	(26) General	(27) State Support Special	(28) Federal	(29) Other Special	(30) Total
Salaries,Wages & Fringe	43,438,486	6,856,999		79,278,931	129,574,416
Travel	487,067	76,886		875,484	1,439,437
Contractual Services	16,086,744	5,666,542		29,815,276	51,568,562
Commodities	1,401,280	221,200		2,618,745	4,241,225
Other Than Equipment	51,321	8,101		92,247	151,669
Equipment	268,718	42,419		653,116	964,253
Vehicles					
Wireless Communication Devices					
Subsidies, Loans & Grants	2,270,393	358,394		4,710,831	7,339,618
Total	64,004,009	13,230,541		118,044,630	195,279,180
No. of Positions (FTE)	724.00	107.00		1,215.00	2,046.00

Note: FY2018 Total Request = FY2017 Estimated + FY2018 Incr(Decr) for Continuation + FY2018 Expansion/Reduction of Existing Activities + FY2018 New Activities.

SUMMARY OF PROGRAMS
FORM MBR-1-03sum
DRAFT Printed on 10/7/2016 9:14:56 AM

University of Southern Mississippi (268-00)

Name of Agency

FUNDING REQUESTED FISCAL YEAR 2018

	PROGRAM	GENERAL	ST. SUPP. SPECIAL	FEDERAL	OTHER SPECIAL	TOTAL
1.	INSTRUCTION	27,645,271	4,363,955		51,691,263	83,700,489
2.	RESEARCH	2,620,371	413,640		4,710,012	7,744,023
3.	PUBLIC SERVICE	219,383	34,631		394,336	648,350
4.	ACADEMIC SUPPORT	6,997,661	1,104,618		12,778,015	20,880,294
5.	STUDENT SERVICES	3,461,263	546,380		6,271,480	10,279,123
6.	INSTITUTIONAL SUPPORT	7,268,904	1,147,433		13,065,557	21,481,894
7.	OPERATION & MAINTENANCE	6,124,609	4,093,967		11,208,737	21,427,313
8.	SCHOLARSHIP & FELLOWSHIPS	9,666,547	1,525,917		17,925,230	29,117,694
9.	MANDATORY TRANSFERS					
10.	NON-MANDATORY TRANSFERS					
	Summary of All Programs	64,004,009	13,230,541		118,044,630	195,279,180

CONTINUATION AND EXPANDED REQUEST
DRAFT Printed on 10/7/2016 9:14:56 AM

University of Southern Mississippi (268-00)

Name of Agency	FY 2016 Actual				
	(1) General	(2) State Support Special	(3) Federal	(4) Other Special	(5) Total
Salaries,Wages & Fringe	25,750,078	4,250,622		42,071,843	72,072,543
Travel	154,928	25,574		253,130	433,632
Contractual Services	677,038	111,760		1,106,181	1,894,979
Commodities	259,566	42,847		424,092	726,505
Other Than Equipment					
Equipment	4,213	695		6,883	11,791
Vehicles					
Wireless Communication Devices					
Subsidies, Loans & Grants	113,792	18,784		185,918	318,494
Total	26,959,615	4,450,282		44,048,047	75,457,944
No. of Positions (FTE)	386.00	64.00		630.00	1,080.00

	FY 2017 Estimated				
	(6) General	(7) State Support Special	(8) Federal	(9) Other Special	(10) Total
Salaries,Wages & Fringe	25,683,092	4,054,215		46,164,325	75,901,632
Travel	217,816	34,383		391,515	643,714
Contractual Services	639,586	100,962		1,149,631	1,890,179
Commodities	426,198	67,278		766,073	1,259,549
Other Than Equipment					
Equipment	58,568	9,245		105,273	173,086
Vehicles					
Wireless Communication Devices					
Subsidies, Loans & Grants	620,011	97,872		1,114,446	1,832,329
Total	27,645,271	4,363,955		49,691,263	81,700,489
No. of Positions (FTE)	410.00	57.00		649.00	1,116.00

	FY 2018 Increase/Decrease for Continuation				
	(11) General	(12) State Support Special	(13) Federal	(14) Other Special	(15) Total
Salaries,Wages & Fringe				1,200,000	1,200,000
Travel					
Contractual Services					
Commodities					
Other Than Equipment					
Equipment					
Vehicles					
Wireless Communication Devices					
Subsidies, Loans & Grants				800,000	800,000
Total				2,000,000	2,000,000
No. of Positions (FTE)					

Note: FY2018 Total Request = FY2017 Estimated + FY2018 Incr(Decr) for Continuation + FY2018 Expansion/Reduction of Existing Activities + FY2018 New Activities.

CONTINUATION AND EXPANDED REQUEST
DRAFT Printed on 10/7/2016 9:14:56 AM

University of Southern Mississippi (268-00)

Name of Agency	FY 2018 Expansion/Reduction of Existing Activities					Program
	(16) General	(17) State Support Special	(18) Federal	(19) Other Special	(20) Total	
Salaries,Wages & Fringe						
Travel						
Contractual Services						
Commodities						
Other Than Equipment						
Equipment						
Vehicles						
Wireless Communication Devices						
Subsidies, Loans & Grants						
Total						
No. of Positions (FTE)						

	FY 2018 New Activities (*)				
	(21) General	(22) State Support Special	(23) Federal	(24) Other Special	(25) Total
Salaries,Wages & Fringe					
Travel					
Contractual Services					
Commodities					
Other Than Equipment					
Equipment					
Vehicles					
Wireless Communication Devices					
Subsidies, Loans & Grants					
Total					
No. of Positions (FTE)					

	FY 2018 Total Request				
	(26) General	(27) State Support Special	(28) Federal	(29) Other Special	(30) Total
Salaries,Wages & Fringe	25,683,092	4,054,215		47,364,325	77,101,632
Travel	217,816	34,383		391,515	643,714
Contractual Services	639,586	100,962		1,149,631	1,890,179
Commodities	426,198	67,278		766,073	1,259,549
Other Than Equipment					
Equipment	58,568	9,245		105,273	173,086
Vehicles					
Wireless Communication Devices					
Subsidies, Loans & Grants	620,011	97,872		1,914,446	2,632,329
Total	27,645,271	4,363,955		51,691,263	83,700,489
No. of Positions (FTE)	410.00	57.00		649.00	1,116.00

Note: FY2018 Total Request = FY2017 Estimated + FY2018 Incr(Decr) for Continuation + FY2018 Expansion/Reduction of Existing Activities + FY2018 New Activities.

CONTINUATION AND EXPANDED REQUEST
DRAFT Printed on 10/7/2016 9:14:56 AM

University of Southern Mississippi (268-00)

RESEARCH

Name of Agency

Program

	FY 2016 Actual				
	(1) General	(2) State Support Special	(3) Federal	(4) Other Special	(5) Total
Salaries,Wages & Fringe	2,648,498	437,193		4,327,257	7,412,948
Travel	2,929	484		4,786	8,199
Contractual Services	34,959	5,771		57,119	97,849
Commodities	13,758	2,271		22,478	38,507
Other Than Equipment					
Equipment					
Vehicles					
Wireless Communication Devices					
Subsidies, Loans & Grants					
Total	2,700,144	445,719		4,411,640	7,557,503
No. of Positions (FTE)	36.00	6.00		60.00	102.00

	FY 2017 Estimated				
	(6) General	(7) State Support Special	(8) Federal	(9) Other Special	(10) Total
Salaries,Wages & Fringe	2,580,495	407,345		4,638,337	7,626,177
Travel	5,473	864		9,837	16,174
Contractual Services	17,953	2,834		32,271	53,058
Commodities	16,450	2,597		29,567	48,614
Other Than Equipment					
Equipment					
Vehicles					
Wireless Communication Devices					
Subsidies, Loans & Grants					
Total	2,620,371	413,640		4,710,012	7,744,023
No. of Positions (FTE)	42.00	7.00		76.00	125.00

	FY 2018 Increase/Decrease for Continuation				
	(11) General	(12) State Support Special	(13) Federal	(14) Other Special	(15) Total
Salaries,Wages & Fringe					
Travel					
Contractual Services					
Commodities					
Other Than Equipment					
Equipment					
Vehicles					
Wireless Communication Devices					
Subsidies, Loans & Grants					
Total					
No. of Positions (FTE)					

Note: FY2018 Total Request = FY2017 Estimated + FY2018 Incr(Decr) for Continuation + FY2018 Expansion/Reduction of Existing Activities + FY2018 New Activities.

CONTINUATION AND EXPANDED REQUEST
DRAFT Printed on 10/7/2016 9:14:56 AM

University of Southern Mississippi (268-00)

RESEARCH

Name of Agency

Program

	FY 2018 Expansion/Reduction of Existing Activities				
	(16) General	(17) State Support Special	(18) Federal	(19) Other Special	(20) Total
Salaries,Wages & Fringe					
Travel					
Contractual Services					
Commodities					
Other Than Equipment					
Equipment					
Vehicles					
Wireless Communication Devices					
Subsidies, Loans & Grants					
Total					
No. of Positions (FTE)					

	FY 2018 New Activities (*)				
	(21) General	(22) State Support Special	(23) Federal	(24) Other Special	(25) Total
Salaries,Wages & Fringe					
Travel					
Contractual Services					
Commodities					
Other Than Equipment					
Equipment					
Vehicles					
Wireless Communication Devices					
Subsidies, Loans & Grants					
Total					
No. of Positions (FTE)					

	FY 2018 Total Request				
	(26) General	(27) State Support Special	(28) Federal	(29) Other Special	(30) Total
Salaries,Wages & Fringe	2,580,495	407,345		4,638,337	7,626,177
Travel	5,473	864		9,837	16,174
Contractual Services	17,953	2,834		32,271	53,058
Commodities	16,450	2,597		29,567	48,614
Other Than Equipment					
Equipment					
Vehicles					
Wireless Communication Devices					
Subsidies, Loans & Grants					
Total	2,620,371	413,640		4,710,012	7,744,023
No. of Positions (FTE)	42.00	7.00		76.00	125.00

Note: FY2018 Total Request = FY2017 Estimated + FY2018 Incr(Decr) for Continuation + FY2018 Expansion/Reduction of Existing Activities + FY2018 New Activities.

CONTINUATION AND EXPANDED REQUEST
DRAFT Printed on 10/7/2016 9:14:56 AM

University of Southern Mississippi (268-00)

Name of Agency	FY 2016 Actual				
	(1) General	(2) State Support Special	(3) Federal	(4) Other Special	(5) Total
Salaries,Wages & Fringe	45,852	7,569		74,915	128,336
Travel	2,810	464		4,590	7,864
Contractual Services	17,572	2,901		28,709	49,182
Commodities	4,976	821		8,131	13,928
Other Than Equipment					
Equipment					
Vehicles					
Wireless Communication Devices					
Subsidies, Loans & Grants	80,388	13,270		131,342	225,000
Total	151,598	25,025		247,687	424,310
No. of Positions (FTE)	1.00			2.00	3.00

	FY 2017 Estimated				
	(6) General	(7) State Support Special	(8) Federal	(9) Other Special	(10) Total
Salaries,Wages & Fringe	47,118	7,438		84,694	139,250
Travel	2,876	454		5,170	8,500
Contractual Services	1,387	219		2,494	4,100
Commodities	2,199	347		3,954	6,500
Other Than Equipment					
Equipment					
Vehicles					
Wireless Communication Devices					
Subsidies, Loans & Grants	165,803	26,173		298,024	490,000
Total	219,383	34,631		394,336	648,350
No. of Positions (FTE)	1.00			2.00	3.00

	FY 2018 Increase/Decrease for Continuation				
	(11) General	(12) State Support Special	(13) Federal	(14) Other Special	(15) Total
Salaries,Wages & Fringe					
Travel					
Contractual Services					
Commodities					
Other Than Equipment					
Equipment					
Vehicles					
Wireless Communication Devices					
Subsidies, Loans & Grants					
Total					
No. of Positions (FTE)					

Note: FY2018 Total Request = FY2017 Estimated + FY2018 Incr(Decr) for Continuation + FY2018 Expansion/Reduction of Existing Activities + FY2018 New Activities.

CONTINUATION AND EXPANDED REQUEST
DRAFT Printed on 10/7/2016 9:14:56 AM

University of Southern Mississippi (268-00)

Name of Agency	FY 2018 Expansion/Reduction of Existing Activities				
	(16) General	(17) State Support Special	(18) Federal	(19) Other Special	(20) Total
Salaries,Wages & Fringe					
Travel					
Contractual Services					
Commodities					
Other Than Equipment					
Equipment					
Vehicles					
Wireless Communication Devices					
Subsidies, Loans & Grants					
Total					
No. of Positions (FTE)					

	FY 2018 New Activities (*)				
	(21) General	(22) State Support Special	(23) Federal	(24) Other Special	(25) Total
Salaries,Wages & Fringe					
Travel					
Contractual Services					
Commodities					
Other Than Equipment					
Equipment					
Vehicles					
Wireless Communication Devices					
Subsidies, Loans & Grants					
Total					
No. of Positions (FTE)					

	FY 2018 Total Request				
	(26) General	(27) State Support Special	(28) Federal	(29) Other Special	(30) Total
Salaries,Wages & Fringe	47,118	7,438		84,694	139,250
Travel	2,876	454		5,170	8,500
Contractual Services	1,387	219		2,494	4,100
Commodities	2,199	347		3,954	6,500
Other Than Equipment					
Equipment					
Vehicles					
Wireless Communication Devices					
Subsidies, Loans & Grants	165,803	26,173		298,024	490,000
Total	219,383	34,631		394,336	648,350
No. of Positions (FTE)	1.00			2.00	3.00

Note: FY2018 Total Request = FY2017 Estimated + FY2018 Incr(Decr) for Continuation + FY2018 Expansion/Reduction of Existing Activities + FY2018 New Activities.

CONTINUATION AND EXPANDED REQUEST
DRAFT Printed on 10/7/2016 9:14:56 AM

Program 4 of 10

University of Southern Mississippi (268-00)

ACADEMIC SUPPORT

Name of Agency

Program

	FY 2016 Actual				
	(1) General	(2) State Support Special	(3) Federal	(4) Other Special	(5) Total
Salaries,Wages & Fringe	3,710,956	612,576		6,063,156	10,386,688
Travel	62,089	10,249		101,445	173,783
Contractual Services	857,692	141,581		1,401,344	2,400,617
Commodities	117,806	19,447		192,478	329,731
Other Than Equipment	32,053	5,291		52,371	89,715
Equipment					
Vehicles					
Wireless Communication Devices					
Subsidies, Loans & Grants	(1,219)	(201)		(1,992)	(3,412)
Total	4,779,377	788,943		7,808,802	13,377,122
No. of Positions (FTE)	86.00	14.00		141.00	241.00

	FY 2017 Estimated				
	(6) General	(7) State Support Special	(8) Federal	(9) Other Special	(10) Total
Salaries,Wages & Fringe	4,810,402	759,348		8,646,504	14,216,254
Travel	114,273	18,039		205,402	337,714
Contractual Services	1,382,226	218,192		2,484,495	4,084,913
Commodities	296,684	46,833		533,277	876,794
Other Than Equipment	51,321	8,101		92,247	151,669
Equipment	133,339	21,048		239,673	394,060
Vehicles					
Wireless Communication Devices					
Subsidies, Loans & Grants	209,416	33,057		376,417	618,890
Total	6,997,661	1,104,618		12,578,015	20,680,294
No. of Positions (FTE)	86.00	14.00		154.00	254.00

	FY 2018 Increase/Decrease for Continuation				
	(11) General	(12) State Support Special	(13) Federal	(14) Other Special	(15) Total
Salaries,Wages & Fringe					
Travel					
Contractual Services				200,000	200,000
Commodities					
Other Than Equipment					
Equipment					
Vehicles					
Wireless Communication Devices					
Subsidies, Loans & Grants					
Total				200,000	200,000
No. of Positions (FTE)					

Note: FY2018 Total Request = FY2017 Estimated + FY2018 Incr(Decr) for Continuation + FY2018 Expansion/Reduction of Existing Activities + FY2018 New Activities.

CONTINUATION AND EXPANDED REQUEST
DRAFT Printed on 10/7/2016 9:14:56 AM

University of Southern Mississippi (268-00)

ACADEMIC SUPPORT

Name of Agency

Program

	FY 2018 Expansion/Reduction of Existing Activities				
	(16) General	(17) State Support Special	(18) Federal	(19) Other Special	(20) Total
Salaries,Wages & Fringe					
Travel					
Contractual Services					
Commodities					
Other Than Equipment					
Equipment					
Vehicles					
Wireless Communication Devices					
Subsidies, Loans & Grants					
Total					
No. of Positions (FTE)					

	FY 2018 New Activities (*)				
	(21) General	(22) State Support Special	(23) Federal	(24) Other Special	(25) Total
Salaries,Wages & Fringe					
Travel					
Contractual Services					
Commodities					
Other Than Equipment					
Equipment					
Vehicles					
Wireless Communication Devices					
Subsidies, Loans & Grants					
Total					
No. of Positions (FTE)					

	FY 2018 Total Request				
	(26) General	(27) State Support Special	(28) Federal	(29) Other Special	(30) Total
Salaries,Wages & Fringe	4,810,402	759,348		8,646,504	14,216,254
Travel	114,273	18,039		205,402	337,714
Contractual Services	1,382,226	218,192		2,684,495	4,284,913
Commodities	296,684	46,833		533,277	876,794
Other Than Equipment	51,321	8,101		92,247	151,669
Equipment	133,339	21,048		239,673	394,060
Vehicles					
Wireless Communication Devices					
Subsidies, Loans & Grants	209,416	33,057		376,417	618,890
Total	6,997,661	1,104,618		12,778,015	20,880,294
No. of Positions (FTE)	86.00	14.00		154.00	254.00

Note: FY2018 Total Request = FY2017 Estimated + FY2018 Incr(Decr) for Continuation + FY2018 Expansion/Reduction of Existing Activities + FY2018 New Activities.

CONTINUATION AND EXPANDED REQUEST
DRAFT Printed on 10/7/2016 9:14:56 AM

University of Southern Mississippi (268-00)

STUDENT SERVICES

Name of Agency

Program

	FY 2016 Actual				
	(1) General	(2) State Support Special	(3) Federal	(4) Other Special	(5) Total
Salaries,Wages & Fringe	2,098,058	346,331		3,427,918	5,872,307
Travel	81,653	13,479		133,410	228,542
Contractual Services	279,936	46,210		457,374	783,520
Commodities	192,267	31,738		314,135	538,140
Other Than Equipment					
Equipment					
Vehicles					
Wireless Communication Devices					
Subsidies, Loans & Grants	743,406	122,716		1,214,617	2,080,739
Total	3,395,320	560,474		5,547,454	9,503,248
No. of Positions (FTE)	40.00	7.00		63.00	110.00

	FY 2017 Estimated				
	(6) General	(7) State Support Special	(8) Federal	(9) Other Special	(10) Total
Salaries,Wages & Fringe	2,094,962	330,701		3,765,609	6,191,272
Travel	46,490	7,339		83,563	137,392
Contractual Services	306,721	48,418		551,319	906,458
Commodities	172,909	27,295		310,797	511,001
Other Than Equipment					
Equipment					
Vehicles					
Wireless Communication Devices					
Subsidies, Loans & Grants	840,181	132,627		1,510,192	2,483,000
Total	3,461,263	546,380		6,221,480	10,229,123
No. of Positions (FTE)	43.00	7.00		77.00	127.00

	FY 2018 Increase/Decrease for Continuation				
	(11) General	(12) State Support Special	(13) Federal	(14) Other Special	(15) Total
Salaries,Wages & Fringe					
Travel					
Contractual Services				50,000	50,000
Commodities					
Other Than Equipment					
Equipment					
Vehicles					
Wireless Communication Devices					
Subsidies, Loans & Grants					
Total				50,000	50,000
No. of Positions (FTE)					

Note: FY2018 Total Request = FY2017 Estimated + FY2018 Incr(Decr) for Continuation + FY2018 Expansion/Reduction of Existing Activities + FY2018 New Activities.

CONTINUATION AND EXPANDED REQUEST
DRAFT Printed on 10/7/2016 9:14:56 AM

University of Southern Mississippi (268-00)

STUDENT SERVICES

Name of Agency

Program

	FY 2018 Expansion/Reduction of Existing Activities				
	(16) General	(17) State Support Special	(18) Federal	(19) Other Special	(20) Total
Salaries,Wages & Fringe					
Travel					
Contractual Services					
Commodities					
Other Than Equipment					
Equipment					
Vehicles					
Wireless Communication Devices					
Subsidies, Loans & Grants					
Total					
No. of Positions (FTE)					

	FY 2018 New Activities (*)				
	(21) General	(22) State Support Special	(23) Federal	(24) Other Special	(25) Total
Salaries,Wages & Fringe					
Travel					
Contractual Services					
Commodities					
Other Than Equipment					
Equipment					
Vehicles					
Wireless Communication Devices					
Subsidies, Loans & Grants					
Total					
No. of Positions (FTE)					

	FY 2018 Total Request				
	(26) General	(27) State Support Special	(28) Federal	(29) Other Special	(30) Total
Salaries,Wages & Fringe	2,094,962	330,701		3,765,609	6,191,272
Travel	46,490	7,339		83,563	137,392
Contractual Services	306,721	48,418		601,319	956,458
Commodities	172,909	27,295		310,797	511,001
Other Than Equipment					
Equipment					
Vehicles					
Wireless Communication Devices					
Subsidies, Loans & Grants	840,181	132,627		1,510,192	2,483,000
Total	3,461,263	546,380		6,271,480	10,279,123
No. of Positions (FTE)	43.00	7.00		77.00	127.00

Note: FY2018 Total Request = FY2017 Estimated + FY2018 Incr(Decr) for Continuation + FY2018 Expansion/Reduction of Existing Activities + FY2018 New Activities.

CONTINUATION AND EXPANDED REQUEST
DRAFT Printed on 10/7/2016 9:14:56 AM

University of Southern Mississippi (268-00)

INSTITUTIONAL SUPPORT

Name of Agency

Program

	FY 2016 Actual				
	(1) General	(2) State Support Special	(3) Federal	(4) Other Special	(5) Total
Salaries,Wages & Fringe	6,422,820	1,060,230		10,493,944	17,976,994
Travel	66,251	10,936		108,244	185,431
Contractual Services	2,002,195	330,506		3,271,291	5,603,992
Commodities	367,215	60,617		599,977	1,027,809
Other Than Equipment					
Equipment	204,253	33,717		484,298	722,268
Vehicles					
Wireless Communication Devices					
Subsidies, Loans & Grants	1,402,658	343,050		2,141,523	3,887,231
Total	10,465,392	1,839,056		17,099,277	29,403,725
No. of Positions (FTE)	83.00	14.00		136.00	233.00

	FY 2017 Estimated				
	(6) General	(7) State Support Special	(8) Federal	(9) Other Special	(10) Total
Salaries,Wages & Fringe	5,387,562	850,455		9,683,925	15,921,942
Travel	92,740	14,639		166,698	274,077
Contractual Services	1,448,166	228,599		2,603,017	4,279,782
Commodities	131,278	20,723		235,969	387,970
Other Than Equipment					
Equipment	6,768	1,068		182,271	190,107
Vehicles					
Wireless Communication Devices					
Subsidies, Loans & Grants	202,390	31,949		193,677	428,016
Total	7,268,904	1,147,433		13,065,557	21,481,894
No. of Positions (FTE)	71.00	11.00		129.00	211.00

	FY 2018 Increase/Decrease for Continuation				
	(11) General	(12) State Support Special	(13) Federal	(14) Other Special	(15) Total
Salaries,Wages & Fringe					
Travel					
Contractual Services					
Commodities					
Other Than Equipment					
Equipment					
Vehicles					
Wireless Communication Devices					
Subsidies, Loans & Grants					
Total					
No. of Positions (FTE)					

Note: FY2018 Total Request = FY2017 Estimated + FY2018 Incr(Decr) for Continuation + FY2018 Expansion/Reduction of Existing Activities + FY2018 New Activities.

CONTINUATION AND EXPANDED REQUEST
DRAFT Printed on 10/7/2016 9:14:56 AM

University of Southern Mississippi (268-00)

INSTITUTIONAL SUPPORT

Name of Agency

Program

	FY 2018 Expansion/Reduction of Existing Activities				
	(16) General	(17) State Support Special	(18) Federal	(19) Other Special	(20) Total
Salaries,Wages & Fringe					
Travel					
Contractual Services					
Commodities					
Other Than Equipment					
Equipment					
Vehicles					
Wireless Communication Devices					
Subsidies, Loans & Grants					
Total					
No. of Positions (FTE)					

	FY 2018 New Activities (*)				
	(21) General	(22) State Support Special	(23) Federal	(24) Other Special	(25) Total
Salaries,Wages & Fringe					
Travel					
Contractual Services					
Commodities					
Other Than Equipment					
Equipment					
Vehicles					
Wireless Communication Devices					
Subsidies, Loans & Grants					
Total					
No. of Positions (FTE)					

	FY 2018 Total Request				
	(26) General	(27) State Support Special	(28) Federal	(29) Other Special	(30) Total
Salaries,Wages & Fringe	5,387,562	850,455		9,683,925	15,921,942
Travel	92,740	14,639		166,698	274,077
Contractual Services	1,448,166	228,599		2,603,017	4,279,782
Commodities	131,278	20,723		235,969	387,970
Other Than Equipment					
Equipment	6,768	1,068		182,271	190,107
Vehicles					
Wireless Communication Devices					
Subsidies, Loans & Grants	202,390	31,949		193,677	428,016
Total	7,268,904	1,147,433		13,065,557	21,481,894
No. of Positions (FTE)	71.00	11.00		129.00	211.00

Note: FY2018 Total Request = FY2017 Estimated + FY2018 Incr(Decr) for Continuation + FY2018 Expansion/Reduction of Existing Activities + FY2018 New Activities.

CONTINUATION AND EXPANDED REQUEST
DRAFT Printed on 10/7/2016 9:14:56 AM

Program 7 of 10

University of Southern Mississippi (268-00)

OPERATION & MAINTENANCE

Name of Agency	FY 2016 Actual				
	(1) General	(2) State Support Special	(3) Federal	(4) Other Special	(5) Total
Salaries,Wages & Fringe	3,152,656	520,416		5,150,977	8,824,049
Travel	8,163	1,347		13,337	22,847
Contractual Services	2,593,137	428,055		4,236,804	7,257,996
Commodities	386,558	63,810		631,578	1,081,946
Other Than Equipment					
Equipment	114,831	18,955		187,617	321,403
Vehicles					
Wireless Communication Devices					
Subsidies, Loans & Grants	14,884	2,457		24,318	41,659
Total	6,270,229	1,035,040		10,244,631	17,549,900
No. of Positions (FTE)	69.00	17.00		114.00	200.00

	FY 2017 Estimated				
	(6) General	(7) State Support Special	(8) Federal	(9) Other Special	(10) Total
Salaries,Wages & Fringe	2,834,855	447,497		5,095,537	8,377,889
Travel	7,399	1,168		13,299	21,866
Contractual Services	2,624,158	2,159,077		4,716,819	9,500,054
Commodities	355,562	56,127		639,108	1,050,797
Other Than Equipment					
Equipment	70,043	11,058		125,899	207,000
Vehicles					
Wireless Communication Devices					
Subsidies, Loans & Grants	232,592	36,716		418,075	687,383
Total	6,124,609	2,711,643		11,008,737	19,844,989
No. of Positions (FTE)	71.00	11.00		128.00	210.00

	FY 2018 Increase/Decrease for Continuation				
	(11) General	(12) State Support Special	(13) Federal	(14) Other Special	(15) Total
Salaries,Wages & Fringe					
Travel					
Contractual Services		1,382,324		100,000	1,482,324
Commodities				100,000	100,000
Other Than Equipment					
Equipment					
Vehicles					
Wireless Communication Devices					
Subsidies, Loans & Grants					
Total		1,382,324		200,000	1,582,324
No. of Positions (FTE)					

Note: FY2018 Total Request = FY2017 Estimated + FY2018 Incr(Decr) for Continuation + FY2018 Expansion/Reduction of Existing Activities + FY2018 New Activities.

CONTINUATION AND EXPANDED REQUEST
DRAFT Printed on 10/7/2016 9:14:56 AM

University of Southern Mississippi (268-00)

OPERATION & MAINTENANCE

Name of Agency

Program

	FY 2018 Expansion/Reduction of Existing Activities				
	(16) General	(17) State Support Special	(18) Federal	(19) Other Special	(20) Total
Salaries,Wages & Fringe					
Travel					
Contractual Services					
Commodities					
Other Than Equipment					
Equipment					
Vehicles					
Wireless Communication Devices					
Subsidies, Loans & Grants					
Total					
No. of Positions (FTE)					

	FY 2018 New Activities (*)				
	(21) General	(22) State Support Special	(23) Federal	(24) Other Special	(25) Total
Salaries,Wages & Fringe					
Travel					
Contractual Services					
Commodities					
Other Than Equipment					
Equipment					
Vehicles					
Wireless Communication Devices					
Subsidies, Loans & Grants					
Total					
No. of Positions (FTE)					

	FY 2018 Total Request				
	(26) General	(27) State Support Special	(28) Federal	(29) Other Special	(30) Total
Salaries,Wages & Fringe	2,834,855	447,497		5,095,537	8,377,889
Travel	7,399	1,168		13,299	21,866
Contractual Services	2,624,158	3,541,401		4,816,819	10,982,378
Commodities	355,562	56,127		739,108	1,150,797
Other Than Equipment					
Equipment	70,043	11,058		125,899	207,000
Vehicles					
Wireless Communication Devices					
Subsidies, Loans & Grants	232,592	36,716		418,075	687,383
Total	6,124,609	4,093,967		11,208,737	21,427,313
No. of Positions (FTE)	71.00	11.00		128.00	210.00

Note: FY2018 Total Request = FY2017 Estimated + FY2018 Incr(Decr) for Continuation + FY2018 Expansion/Reduction of Existing Activities + FY2018 New Activities.

CONTINUATION AND EXPANDED REQUEST
DRAFT Printed on 10/7/2016 9:14:56 AM

University of Southern Mississippi (268-00)

SCHOLARSHIP & FELLOWSHIPS

Name of Agency	FY 2016 Actual				
	(1) General	(2) State Support Special	(3) Federal	(4) Other Special	(5) Total
Salaries,Wages & Fringe					
Travel					
Contractual Services	9,371,350	1,546,949		15,311,409	26,229,708
Commodities					
Other Than Equipment					
Equipment					
Vehicles					
Wireless Communication Devices					
Subsidies, Loans & Grants					
Total	9,371,350	1,546,949		15,311,409	26,229,708
No. of Positions (FTE)					

	FY 2017 Estimated				
	(6) General	(7) State Support Special	(8) Federal	(9) Other Special	(10) Total
Salaries,Wages & Fringe					
Travel					
Contractual Services	9,666,547	1,525,917		17,375,230	28,567,694
Commodities					
Other Than Equipment					
Equipment					
Vehicles					
Wireless Communication Devices					
Subsidies, Loans & Grants					
Total	9,666,547	1,525,917		17,375,230	28,567,694
No. of Positions (FTE)					

	FY 2018 Increase/Decrease for Continuation				
	(11) General	(12) State Support Special	(13) Federal	(14) Other Special	(15) Total
Salaries,Wages & Fringe					
Travel					
Contractual Services				550,000	550,000
Commodities					
Other Than Equipment					
Equipment					
Vehicles					
Wireless Communication Devices					
Subsidies, Loans & Grants					
Total				550,000	550,000
No. of Positions (FTE)					

Note: FY2018 Total Request = FY2017 Estimated + FY2018 Incr(Decr) for Continuation + FY2018 Expansion/Reduction of Existing Activities + FY2018 New Activities.

CONTINUATION AND EXPANDED REQUEST
DRAFT Printed on 10/7/2016 9:14:56 AM

University of Southern Mississippi (268-00)

SCHOLARSHIP & FELLOWSHIPS

Name of Agency

Program

	FY 2018 Expansion/Reduction of Existing Activities				
	(16) General	(17) State Support Special	(18) Federal	(19) Other Special	(20) Total
Salaries,Wages & Fringe					
Travel					
Contractual Services					
Commodities					
Other Than Equipment					
Equipment					
Vehicles					
Wireless Communication Devices					
Subsidies, Loans & Grants					
Total					
No. of Positions (FTE)					

	FY 2018 New Activities (*)				
	(21) General	(22) State Support Special	(23) Federal	(24) Other Special	(25) Total
Salaries,Wages & Fringe					
Travel					
Contractual Services					
Commodities					
Other Than Equipment					
Equipment					
Vehicles					
Wireless Communication Devices					
Subsidies, Loans & Grants					
Total					
No. of Positions (FTE)					

	FY 2018 Total Request				
	(26) General	(27) State Support Special	(28) Federal	(29) Other Special	(30) Total
Salaries,Wages & Fringe					
Travel					
Contractual Services	9,666,547	1,525,917		17,925,230	29,117,694
Commodities					
Other Than Equipment					
Equipment					
Vehicles					
Wireless Communication Devices					
Subsidies, Loans & Grants					
Total	9,666,547	1,525,917		17,925,230	29,117,694
No. of Positions (FTE)					

Note: FY2018 Total Request = FY2017 Estimated + FY2018 Incr(Decr) for Continuation + FY2018 Expansion/Reduction of Existing Activities + FY2018 New Activities.

CONTINUATION AND EXPANDED REQUEST
DRAFT Printed on 10/7/2016 9:14:56 AM

University of Southern Mississippi (268-00)

MANDATORY TRANSFERS

Name of Agency

Program

	FY 2016 Actual				
	(1) General	(2) State Support Special	(3) Federal	(4) Other Special	(5) Total
Salaries,Wages & Fringe					
Travel					
Contractual Services					
Commodities					
Other Than Equipment					
Equipment					
Vehicles					
Wireless Communication Devices					
Subsidies, Loans & Grants					
Total					
No. of Positions (FTE)					

	FY 2017 Estimated				
	(6) General	(7) State Support Special	(8) Federal	(9) Other Special	(10) Total
Salaries,Wages & Fringe					
Travel					
Contractual Services					
Commodities					
Other Than Equipment					
Equipment					
Vehicles					
Wireless Communication Devices					
Subsidies, Loans & Grants					
Total					
No. of Positions (FTE)					

	FY 2018 Increase/Decrease for Continuation				
	(11) General	(12) State Support Special	(13) Federal	(14) Other Special	(15) Total
Salaries,Wages & Fringe					
Travel					
Contractual Services					
Commodities					
Other Than Equipment					
Equipment					
Vehicles					
Wireless Communication Devices					
Subsidies, Loans & Grants					
Total					
No. of Positions (FTE)					

Note: FY2018 Total Request = FY2017 Estimated + FY2018 Incr(Decr) for Continuation + FY2018 Expansion/Reduction of Existing Activities + FY2018 New Activities.

CONTINUATION AND EXPANDED REQUEST
DRAFT Printed on 10/7/2016 9:14:56 AM

University of Southern Mississippi (268-00)

MANDATORY TRANSFERS

Name of Agency

Program

	FY 2018 Expansion/Reduction of Existing Activities				
	(16) General	(17) State Support Special	(18) Federal	(19) Other Special	(20) Total
Salaries,Wages & Fringe					
Travel					
Contractual Services					
Commodities					
Other Than Equipment					
Equipment					
Vehicles					
Wireless Communication Devices					
Subsidies, Loans & Grants					
Total					
No. of Positions (FTE)					

	FY 2018 New Activities (*)				
	(21) General	(22) State Support Special	(23) Federal	(24) Other Special	(25) Total
Salaries,Wages & Fringe					
Travel					
Contractual Services					
Commodities					
Other Than Equipment					
Equipment					
Vehicles					
Wireless Communication Devices					
Subsidies, Loans & Grants					
Total					
No. of Positions (FTE)					

	FY 2018 Total Request				
	(26) General	(27) State Support Special	(28) Federal	(29) Other Special	(30) Total
Salaries,Wages & Fringe					
Travel					
Contractual Services					
Commodities					
Other Than Equipment					
Equipment					
Vehicles					
Wireless Communication Devices					
Subsidies, Loans & Grants					
Total					
No. of Positions (FTE)					

Note: FY2018 Total Request = FY2017 Estimated + FY2018 Incr(Decr) for Continuation + FY2018 Expansion/Reduction of Existing Activities + FY2018 New Activities.

CONTINUATION AND EXPANDED REQUEST
DRAFT Printed on 10/7/2016 9:14:56 AM

University of Southern Mississippi (268-00)

NON-MANDATORY TRANSFERS

Name of Agency

Program

	FY 2016 Actual				
	(1) General	(2) State Support Special	(3) Federal	(4) Other Special	(5) Total
Salaries,Wages & Fringe					
Travel					
Contractual Services					
Commodities					
Other Than Equipment					
Equipment					
Vehicles					
Wireless Communication Devices					
Subsidies, Loans & Grants					
Total					
No. of Positions (FTE)					

	FY 2017 Estimated				
	(6) General	(7) State Support Special	(8) Federal	(9) Other Special	(10) Total
Salaries,Wages & Fringe					
Travel					
Contractual Services					
Commodities					
Other Than Equipment					
Equipment					
Vehicles					
Wireless Communication Devices					
Subsidies, Loans & Grants		5,000,000			5,000,000
Total		5,000,000			5,000,000
No. of Positions (FTE)					

	FY 2018 Increase/Decrease for Continuation				
	(11) General	(12) State Support Special	(13) Federal	(14) Other Special	(15) Total
Salaries,Wages & Fringe					
Travel					
Contractual Services					
Commodities					
Other Than Equipment					
Equipment					
Vehicles					
Wireless Communication Devices					
Subsidies, Loans & Grants		(5,000,000)			(5,000,000)
Total		(5,000,000)			(5,000,000)
No. of Positions (FTE)					

Note: FY2018 Total Request = FY2017 Estimated + FY2018 Incr(Decr) for Continuation + FY2018 Expansion/Reduction of Existing Activities + FY2018 New Activities.

CONTINUATION AND EXPANDED REQUEST
DRAFT Printed on 10/7/2016 9:14:56 AM

University of Southern Mississippi (268-00)

NON-MANDATORY TRANSFERS

Name of Agency

Program

	FY 2018 Expansion/Reduction of Existing Activities				
	(16) General	(17) State Support Special	(18) Federal	(19) Other Special	(20) Total
Salaries,Wages & Fringe					
Travel					
Contractual Services					
Commodities					
Other Than Equipment					
Equipment					
Vehicles					
Wireless Communication Devices					
Subsidies, Loans & Grants					
Total					
No. of Positions (FTE)					

	FY 2018 New Activities (*)				
	(21) General	(22) State Support Special	(23) Federal	(24) Other Special	(25) Total
Salaries,Wages & Fringe					
Travel					
Contractual Services					
Commodities					
Other Than Equipment					
Equipment					
Vehicles					
Wireless Communication Devices					
Subsidies, Loans & Grants					
Total					
No. of Positions (FTE)					

	FY 2018 Total Request				
	(26) General	(27) State Support Special	(28) Federal	(29) Other Special	(30) Total
Salaries,Wages & Fringe					
Travel					
Contractual Services					
Commodities					
Other Than Equipment					
Equipment					
Vehicles					
Wireless Communication Devices					
Subsidies, Loans & Grants					
Total					
No. of Positions (FTE)					

Note: FY2018 Total Request = FY2017 Estimated + FY2018 Incr(Decr) for Continuation + FY2018 Expansion/Reduction of Existing Activities + FY2018 New Activities.

PROGRAM DECISION UNITS
DRAFT Printed on 10/7/2016 9:14:58 AM

University of Southern Mississippi

1 - INSTRUCTION

Name of Agency

Program Name

	A	B	C	D	E	F		
EXPENDITURES	FY 2017 Appropriated	Escalations By DFA	Non-Recurring Items	Increased Cost of Programming	Total Funding Change	FY 2018 Total Request		
SALARIES	75,901,632			1,200,000	1,200,000	77,101,632		
GENERAL	25,683,092					25,683,092		
ST. SUP. SPECIAL	4,054,215					4,054,215		
FEDERAL								
OTHER	46,164,325			1,200,000	1,200,000	47,364,325		
TRAVEL	643,714					643,714		
GENERAL	217,816					217,816		
ST. SUP. SPECIAL	34,383					34,383		
FEDERAL								
OTHER	391,515					391,515		
CONTRACTUAL	1,890,179					1,890,179		
GENERAL	639,586					639,586		
ST. SUP. SPECIAL	100,962					100,962		
FEDERAL								
OTHER	1,149,631					1,149,631		
COMMODITIES	1,259,549					1,259,549		
GENERAL	426,198					426,198		
ST. SUP. SPECIAL	67,278					67,278		
FEDERAL								
OTHER	766,073					766,073		
CAPTITAL-OTE								
GENERAL								
ST. SUP. SPECIAL								
FEDERAL								
OTHER								
EQUIPMENT	173,086					173,086		
GENERAL	58,568					58,568		
ST. SUP. SPECIAL	9,245					9,245		
FEDERAL								
OTHER	105,273					105,273		
VEHICLES								
GENERAL								
ST. SUP. SPECIAL								
FEDERAL								
OTHER								
WIRELESS DEV								
GENERAL								
ST. SUP. SPECIAL								
FEDERAL								
OTHER								
SUBSIDIES	1,832,329			800,000	800,000	2,632,329		
GENERAL	620,011					620,011		
ST. SUP. SPECIAL	97,872					97,872		
FEDERAL								
OTHER	1,114,446			800,000	800,000	1,914,446		
TOTAL	81,700,489			2,000,000	2,000,000	83,700,489		

FUNDING

GENERAL FUNDS	27,645,271					27,645,271		
ST. SUP. SPCL FUNDS	4,363,955					4,363,955		
FEDERAL FUNDS								
OTHER SP. FUNDS	49,691,263			2,000,000	2,000,000	51,691,263		
TOTAL	81,700,489			2,000,000	2,000,000	83,700,489		

POSITIONS

GENERAL FTE	410.00					410.00		
ST. SUP. SPCL. FTE	57.00					57.00		
FEDERAL FTE								
OTHER SP. FTE	649.00					649.00		
TOTAL	1,116.00					1,116.00		

PRIORITY LEVEL :

				1				
--	--	--	--	---	--	--	--	--

PROGRAM DECISION UNITS
DRAFT Printed on 10/7/2016 9:14:58 AM

University of Southern Mississippi

2 - RESEARCH

Name of Agency

Program Name

	A	B	C	D	E	F		
EXPENDITURES	FY 2017 Appropriated	Escalations By DFA	Non-Recurring Items	Increased Cost of Programming	Total Funding Change	FY 2018 Total Request		
SALARIES	7,626,177					7,626,177		
GENERAL	2,580,495					2,580,495		
ST. SUP. SPECIAL	407,345					407,345		
FEDERAL								
OTHER	4,638,337					4,638,337		
TRAVEL	16,174					16,174		
GENERAL	5,473					5,473		
ST. SUP. SPECIAL	864					864		
FEDERAL								
OTHER	9,837					9,837		
CONTRACTUAL	53,058					53,058		
GENERAL	17,953					17,953		
ST. SUP. SPECIAL	2,834					2,834		
FEDERAL								
OTHER	32,271					32,271		
COMMODITIES	48,614					48,614		
GENERAL	16,450					16,450		
ST. SUP. SPECIAL	2,597					2,597		
FEDERAL								
OTHER	29,567					29,567		
CAPTITAL-OTE								
GENERAL								
ST. SUP. SPECIAL								
FEDERAL								
OTHER								
EQUIPMENT								
GENERAL								
ST. SUP. SPECIAL								
FEDERAL								
OTHER								
VEHICLES								
GENERAL								
ST. SUP. SPECIAL								
FEDERAL								
OTHER								
WIRELESS DEV								
GENERAL								
ST. SUP. SPECIAL								
FEDERAL								
OTHER								
SUBSIDIES								
GENERAL								
ST. SUP. SPECIAL								
FEDERAL								
OTHER								
TOTAL	7,744,023					7,744,023		

FUNDING

GENERAL FUNDS	2,620,371					2,620,371		
ST. SUP. SPCL FUNDS	413,640					413,640		
FEDERAL FUNDS								
OTHER SP. FUNDS	4,710,012					4,710,012		
TOTAL	7,744,023					7,744,023		

POSITIONS

GENERAL FTE	42.00					42.00		
ST. SUP. SPCL. FTE	7.00					7.00		
FEDERAL FTE								
OTHER SP. FTE	76.00					76.00		
TOTAL	125.00					125.00		

PRIORITY LEVEL :

				1				
--	--	--	--	---	--	--	--	--

PROGRAM DECISION UNITS
DRAFT Printed on 10/7/2016 9:14:58 AM

University of Southern Mississippi

3 - PUBLIC SERVICE

Name of Agency

Program Name

	A	B	C	D	E	F		
EXPENDITURES	FY 2017 Appropriated	Escalations By DFA	Non-Recurring Items	Increased Cost of Programming	Total Funding Change	FY 2018 Total Request		
SALARIES	139,250					139,250		
GENERAL	47,118					47,118		
ST. SUP. SPECIAL	7,438					7,438		
FEDERAL								
OTHER	84,694					84,694		
TRAVEL	8,500					8,500		
GENERAL	2,876					2,876		
ST. SUP. SPECIAL	454					454		
FEDERAL								
OTHER	5,170					5,170		
CONTRACTUAL	4,100					4,100		
GENERAL	1,387					1,387		
ST. SUP. SPECIAL	219					219		
FEDERAL								
OTHER	2,494					2,494		
COMMODITIES	6,500					6,500		
GENERAL	2,199					2,199		
ST. SUP. SPECIAL	347					347		
FEDERAL								
OTHER	3,954					3,954		
CAPTITAL-OTE								
GENERAL								
ST. SUP. SPECIAL								
FEDERAL								
OTHER								
EQUIPMENT								
GENERAL								
ST. SUP. SPECIAL								
FEDERAL								
OTHER								
VEHICLES								
GENERAL								
ST. SUP. SPECIAL								
FEDERAL								
OTHER								
WIRELESS DEV								
GENERAL								
ST. SUP. SPECIAL								
FEDERAL								
OTHER								
SUBSIDIES	490,000					490,000		
GENERAL	165,803					165,803		
ST. SUP. SPECIAL	26,173					26,173		
FEDERAL								
OTHER	298,024					298,024		
TOTAL	648,350					648,350		

FUNDING

GENERAL FUNDS	219,383					219,383		
ST. SUP. SPCL FUNDS	34,631					34,631		
FEDERAL FUNDS								
OTHER SP. FUNDS	394,336					394,336		
TOTAL	648,350					648,350		

POSITIONS

GENERAL FTE	1.00					1.00		
ST. SUP. SPCL. FTE								
FEDERAL FTE								
OTHER SP. FTE	2.00					2.00		
TOTAL	3.00					3.00		

PRIORITY LEVEL :

				1				
--	--	--	--	---	--	--	--	--

PROGRAM DECISION UNITS
DRAFT Printed on 10/7/2016 9:14:58 AM

University of Southern Mississippi

4 - ACADEMIC SUPPORT

Name of Agency

Program Name

	A	B	C	D	E	F		
EXPENDITURES	FY 2017 Appropriated	Escalations By DFA	Non-Recurring Items	Increased Cost of Programming	Total Funding Change	FY 2018 Total Request		
SALARIES	14,216,254					14,216,254		
GENERAL	4,810,402					4,810,402		
ST. SUP. SPECIAL	759,348					759,348		
FEDERAL								
OTHER	8,646,504					8,646,504		
TRAVEL	337,714					337,714		
GENERAL	114,273					114,273		
ST. SUP. SPECIAL	18,039					18,039		
FEDERAL								
OTHER	205,402					205,402		
CONTRACTUAL	4,084,913			200,000	200,000	4,284,913		
GENERAL	1,382,226					1,382,226		
ST. SUP. SPECIAL	218,192					218,192		
FEDERAL								
OTHER	2,484,495			200,000	200,000	2,684,495		
COMMODITIES	876,794					876,794		
GENERAL	296,684					296,684		
ST. SUP. SPECIAL	46,833					46,833		
FEDERAL								
OTHER	533,277					533,277		
CAPTITAL-OTE	151,669					151,669		
GENERAL	51,321					51,321		
ST. SUP. SPECIAL	8,101					8,101		
FEDERAL								
OTHER	92,247					92,247		
EQUIPMENT	394,060					394,060		
GENERAL	133,339					133,339		
ST. SUP. SPECIAL	21,048					21,048		
FEDERAL								
OTHER	239,673					239,673		
VEHICLES								
GENERAL								
ST. SUP. SPECIAL								
FEDERAL								
OTHER								
WIRELESS DEV								
GENERAL								
ST. SUP. SPECIAL								
FEDERAL								
OTHER								
SUBSIDIES	618,890					618,890		
GENERAL	209,416					209,416		
ST. SUP. SPECIAL	33,057					33,057		
FEDERAL								
OTHER	376,417					376,417		
TOTAL	20,680,294			200,000	200,000	20,880,294		

FUNDING

GENERAL FUNDS	6,997,661					6,997,661		
ST. SUP. SPCL FUNDS	1,104,618					1,104,618		
FEDERAL FUNDS								
OTHER SP. FUNDS	12,578,015			200,000	200,000	12,778,015		
TOTAL	20,680,294			200,000	200,000	20,880,294		

POSITIONS

GENERAL FTE	86.00					86.00		
ST. SUP. SPCL. FTE	14.00					14.00		
FEDERAL FTE								
OTHER SP. FTE	154.00					154.00		
TOTAL	254.00					254.00		

PRIORITY LEVEL :

				1				
--	--	--	--	---	--	--	--	--

PROGRAM DECISION UNITS
DRAFT Printed on 10/7/2016 9:14:58 AM

University of Southern Mississippi

5 - STUDENT SERVICES

Name of Agency

Program Name

	A	B	C	D	E	F		
EXPENDITURES	FY 2017 Appropriated	Escalations By DFA	Non-Recurring Items	Increased Cost of Programming	Total Funding Change	FY 2018 Total Request		
SALARIES	6,191,272					6,191,272		
GENERAL	2,094,962					2,094,962		
ST. SUP. SPECIAL	330,701					330,701		
FEDERAL								
OTHER	3,765,609					3,765,609		
TRAVEL	137,392					137,392		
GENERAL	46,490					46,490		
ST. SUP. SPECIAL	7,339					7,339		
FEDERAL								
OTHER	83,563					83,563		
CONTRACTUAL	906,458			50,000	50,000	956,458		
GENERAL	306,721					306,721		
ST. SUP. SPECIAL	48,418					48,418		
FEDERAL								
OTHER	551,319			50,000	50,000	601,319		
COMMODITIES	511,001					511,001		
GENERAL	172,909					172,909		
ST. SUP. SPECIAL	27,295					27,295		
FEDERAL								
OTHER	310,797					310,797		
CAPTITAL-OTE								
GENERAL								
ST. SUP. SPECIAL								
FEDERAL								
OTHER								
EQUIPMENT								
GENERAL								
ST. SUP. SPECIAL								
FEDERAL								
OTHER								
VEHICLES								
GENERAL								
ST. SUP. SPECIAL								
FEDERAL								
OTHER								
WIRELESS DEV								
GENERAL								
ST. SUP. SPECIAL								
FEDERAL								
OTHER								
SUBSIDIES	2,483,000					2,483,000		
GENERAL	840,181					840,181		
ST. SUP. SPECIAL	132,627					132,627		
FEDERAL								
OTHER	1,510,192					1,510,192		
TOTAL	10,229,123			50,000	50,000	10,279,123		

FUNDING

GENERAL FUNDS	3,461,263					3,461,263		
ST. SUP. SPCL FUNDS	546,380					546,380		
FEDERAL FUNDS								
OTHER SP. FUNDS	6,221,480			50,000	50,000	6,271,480		
TOTAL	10,229,123			50,000	50,000	10,279,123		

POSITIONS

GENERAL FTE	43.00					43.00		
ST. SUP. SPCL. FTE	7.00					7.00		
FEDERAL FTE								
OTHER SP. FTE	77.00					77.00		
TOTAL	127.00					127.00		

PRIORITY LEVEL :

				1				
--	--	--	--	---	--	--	--	--

PROGRAM DECISION UNITS
DRAFT Printed on 10/7/2016 9:14:58 AM

University of Southern Mississippi

6 - INSTITUTIONAL SUPPORT

Name of Agency

Program Name

	A	B	C	D	E	F		
EXPENDITURES	FY 2017 Appropriated	Escalations By DFA	Non-Recurring Items	Increased Cost of Programming	Total Funding Change	FY 2018 Total Request		
SALARIES	15,921,942					15,921,942		
GENERAL	5,387,562					5,387,562		
ST. SUP. SPECIAL	850,455					850,455		
FEDERAL								
OTHER	9,683,925					9,683,925		
TRAVEL	274,077					274,077		
GENERAL	92,740					92,740		
ST. SUP. SPECIAL	14,639					14,639		
FEDERAL								
OTHER	166,698					166,698		
CONTRACTUAL	4,279,782					4,279,782		
GENERAL	1,448,166					1,448,166		
ST. SUP. SPECIAL	228,599					228,599		
FEDERAL								
OTHER	2,603,017					2,603,017		
COMMODITIES	387,970					387,970		
GENERAL	131,278					131,278		
ST. SUP. SPECIAL	20,723					20,723		
FEDERAL								
OTHER	235,969					235,969		
CAPTITAL-OTE								
GENERAL								
ST. SUP. SPECIAL								
FEDERAL								
OTHER								
EQUIPMENT	190,107					190,107		
GENERAL	6,768					6,768		
ST. SUP. SPECIAL	1,068					1,068		
FEDERAL								
OTHER	182,271					182,271		
VEHICLES								
GENERAL								
ST. SUP. SPECIAL								
FEDERAL								
OTHER								
WIRELESS DEV								
GENERAL								
ST. SUP. SPECIAL								
FEDERAL								
OTHER								
SUBSIDIES	428,016					428,016		
GENERAL	202,390					202,390		
ST. SUP. SPECIAL	31,949					31,949		
FEDERAL								
OTHER	193,677					193,677		
TOTAL	21,481,894					21,481,894		

FUNDING

GENERAL FUNDS	7,268,904					7,268,904		
ST. SUP. SPCL FUNDS	1,147,433					1,147,433		
FEDERAL FUNDS								
OTHER SP. FUNDS	13,065,557					13,065,557		
TOTAL	21,481,894					21,481,894		

POSITIONS

GENERAL FTE	71.00					71.00		
ST. SUP. SPCL. FTE	11.00					11.00		
FEDERAL FTE								
OTHER SP. FTE	129.00					129.00		
TOTAL	211.00					211.00		

PRIORITY LEVEL :

				1				
--	--	--	--	---	--	--	--	--

PROGRAM DECISION UNITS
DRAFT Printed on 10/7/2016 9:14:58 AM

University of Southern Mississippi

7 - OPERATION & MAINTENANCE

Name of Agency

Program Name

	A	B	C	D	E	F	G	
EXPENDITURES	FY 2017 Appropriated	Escalations By DFA	Non-Recurring Items	Increased Cost of Programming	Recover FY 2015 Capital	Total Funding Change	FY 2018 Total Request	
SALARIES	8,377,889						8,377,889	
GENERAL	2,834,855						2,834,855	
ST. SUP. SPECIAL	447,497						447,497	
FEDERAL								
OTHER	5,095,537						5,095,537	
TRAVEL	21,866						21,866	
GENERAL	7,399						7,399	
ST. SUP. SPECIAL	1,168						1,168	
FEDERAL								
OTHER	13,299						13,299	
CONTRACTUAL	9,500,054			100,000	1,382,324	1,482,324	10,982,378	
GENERAL	2,624,158						2,624,158	
ST. SUP. SPECIAL	2,159,077				1,382,324	1,382,324	3,541,401	
FEDERAL								
OTHER	4,716,819			100,000		100,000	4,816,819	
COMMODITIES	1,050,797			100,000		100,000	1,150,797	
GENERAL	355,562						355,562	
ST. SUP. SPECIAL	56,127						56,127	
FEDERAL								
OTHER	639,108			100,000		100,000	739,108	
CAPITAL-OTE								
GENERAL								
ST. SUP. SPECIAL								
FEDERAL								
OTHER								
EQUIPMENT	207,000						207,000	
GENERAL	70,043						70,043	
ST. SUP. SPECIAL	11,058						11,058	
FEDERAL								
OTHER	125,899						125,899	
VEHICLES								
GENERAL								
ST. SUP. SPECIAL								
FEDERAL								
OTHER								
WIRELESS DEV								
GENERAL								
ST. SUP. SPECIAL								
FEDERAL								
OTHER								
SUBSIDIES	687,383						687,383	
GENERAL	232,592						232,592	
ST. SUP. SPECIAL	36,716						36,716	
FEDERAL								
OTHER	418,075						418,075	
TOTAL	19,844,989			200,000	1,382,324	1,582,324	21,427,313	

FUNDING

GENERAL FUNDS	6,124,609						6,124,609	
ST. SUP. SPCL FUNDS	2,711,643				1,382,324	1,382,324	4,093,967	
FEDERAL FUNDS								
OTHER SP. FUNDS	11,008,737			200,000		200,000	11,208,737	
TOTAL	19,844,989			200,000	1,382,324	1,582,324	21,427,313	

POSITIONS

GENERAL FTE	71.00						71.00	
ST. SUP. SPCL. FTE	11.00						11.00	
FEDERAL FTE								
OTHER SP. FTE	128.00						128.00	
TOTAL	210.00						210.00	

PRIORITY LEVEL :

				1	2			
--	--	--	--	---	---	--	--	--

PROGRAM DECISION UNITS
DRAFT Printed on 10/7/2016 9:14:58 AM

University of Southern Mississippi

8 - SCHOLARSHIP & FELLOWSHIPS

Name of Agency

Program Name

	A	B	C	D	E	F		
EXPENDITURES	FY 2017 Appropriated	Escalations By DFA	Non-Recurring Items	Increased Cost of Programming	Total Funding Change	FY 2018 Total Request		
SALARIES								
GENERAL								
ST. SUP. SPECIAL								
FEDERAL								
OTHER								
TRAVEL								
GENERAL								
ST. SUP. SPECIAL								
FEDERAL								
OTHER								
CONTRACTUAL	28,567,694			550,000	550,000	29,117,694		
GENERAL	9,666,547					9,666,547		
ST. SUP. SPECIAL	1,525,917					1,525,917		
FEDERAL								
OTHER	17,375,230			550,000	550,000	17,925,230		
COMMODITIES								
GENERAL								
ST. SUP. SPECIAL								
FEDERAL								
OTHER								
CAPTITAL-OTE								
GENERAL								
ST. SUP. SPECIAL								
FEDERAL								
OTHER								
EQUIPMENT								
GENERAL								
ST. SUP. SPECIAL								
FEDERAL								
OTHER								
VEHICLES								
GENERAL								
ST. SUP. SPECIAL								
FEDERAL								
OTHER								
WIRELESS DEV								
GENERAL								
ST. SUP. SPECIAL								
FEDERAL								
OTHER								
SUBSIDIES								
GENERAL								
ST. SUP. SPECIAL								
FEDERAL								
OTHER								
TOTAL	28,567,694			550,000	550,000	29,117,694		

FUNDING

GENERAL FUNDS	9,666,547					9,666,547		
ST. SUP. SPCL FUNDS	1,525,917					1,525,917		
FEDERAL FUNDS								
OTHER SP. FUNDS	17,375,230			550,000	550,000	17,925,230		
TOTAL	28,567,694			550,000	550,000	29,117,694		

POSITIONS

GENERAL FTE								
ST. SUP. SPCL. FTE								
FEDERAL FTE								
OTHER SP. FTE								
TOTAL								

PRIORITY LEVEL :

				1				
--	--	--	--	---	--	--	--	--

PROGRAM DECISION UNITS
DRAFT Printed on 10/7/2016 9:14:58 AM

University of Southern Mississippi

9 - MANDATORY TRANSFERS

Name of Agency

Program Name

	A	B	C	D	E			
EXPENDITURES	FY 2017 Appropriated	Escalations By DFA	Non-Recurring Items	Total Funding Change	FY 2018 Total Request			
SALARIES								
GENERAL								
ST. SUP. SPECIAL								
FEDERAL								
OTHER								
TRAVEL								
GENERAL								
ST. SUP. SPECIAL								
FEDERAL								
OTHER								
CONTRACTUAL								
GENERAL								
ST. SUP. SPECIAL								
FEDERAL								
OTHER								
COMMODITIES								
GENERAL								
ST. SUP. SPECIAL								
FEDERAL								
OTHER								
CAPTITAL-OTE								
GENERAL								
ST. SUP. SPECIAL								
FEDERAL								
OTHER								
EQUIPMENT								
GENERAL								
ST. SUP. SPECIAL								
FEDERAL								
OTHER								
VEHICLES								
GENERAL								
ST. SUP. SPECIAL								
FEDERAL								
OTHER								
WIRELESS DEV								
GENERAL								
ST. SUP. SPECIAL								
FEDERAL								
OTHER								
SUBSIDIES								
GENERAL								
ST. SUP. SPECIAL								
FEDERAL								
OTHER								
TOTAL								

FUNDING

GENERAL FUNDS								
ST. SUP. SPCL FUNDS								
FEDERAL FUNDS								
OTHER SP. FUNDS								
TOTAL								

POSITIONS

GENERAL FTE								
ST. SUP. SPCL. FTE								
FEDERAL FTE								
OTHER SP. FTE								
TOTAL								

PRIORITY LEVEL :

--	--	--	--	--	--	--	--	--

PROGRAM DECISION UNITS
DRAFT Printed on 10/7/2016 9:14:58 AM

University of Southern Mississippi

10 - NON-MANDATORY TRANSFERS

Name of Agency

Program Name

	A	B	C	D	E	F		
EXPENDITURES	FY 2017 Appropriated	Escalations By DFA	Non-Recurring Items	Increased Cost of Programming	Total Funding Change	FY 2018 Total Request		
SALARIES								
GENERAL								
ST. SUP. SPECIAL								
FEDERAL								
OTHER								
TRAVEL								
GENERAL								
ST. SUP. SPECIAL								
FEDERAL								
OTHER								
CONTRACTUAL								
GENERAL								
ST. SUP. SPECIAL								
FEDERAL								
OTHER								
COMMODITIES								
GENERAL								
ST. SUP. SPECIAL								
FEDERAL								
OTHER								
CAPTITAL-OTE								
GENERAL								
ST. SUP. SPECIAL								
FEDERAL								
OTHER								
EQUIPMENT								
GENERAL								
ST. SUP. SPECIAL								
FEDERAL								
OTHER								
VEHICLES								
GENERAL								
ST. SUP. SPECIAL								
FEDERAL								
OTHER								
WIRELESS DEV								
GENERAL								
ST. SUP. SPECIAL								
FEDERAL								
OTHER								
SUBSIDIES	5,000,000			(5,000,000)	(5,000,000)			
GENERAL								
ST. SUP. SPECIAL	5,000,000			(5,000,000)	(5,000,000)			
FEDERAL								
OTHER								
TOTAL	5,000,000			(5,000,000)	(5,000,000)			

FUNDING

GENERAL FUNDS								
ST. SUP. SPCL FUNDS	5,000,000			(5,000,000)	(5,000,000)			
FEDERAL FUNDS								
OTHER SP. FUNDS								
TOTAL	5,000,000			(5,000,000)	(5,000,000)			

POSITIONS

GENERAL FTE								
ST. SUP. SPCL. FTE								
FEDERAL FTE								
OTHER SP. FTE								
TOTAL								

PRIORITY LEVEL :

				1				
--	--	--	--	---	--	--	--	--

PROGRAM NARRATIVE

Program Data Collected in Accordance with the Mississippi Performance Budget and Strategic Planning Act of 1994
(To Accompany Form MBR-1-03)

DRAFT Printed on 10/7/2016 9:15:01 AM

University of Southern Mississippi

1 - INSTRUCTION

Name of Agency

Program Name

I. Program Description:

This program is comprised of all expenditures related to the institution's teaching activities, including credit and non-credit courses for academic, occupational, and professional instruction. Department research and public service activities which are not budgeted separately as well as departmental chairpersons are also included.

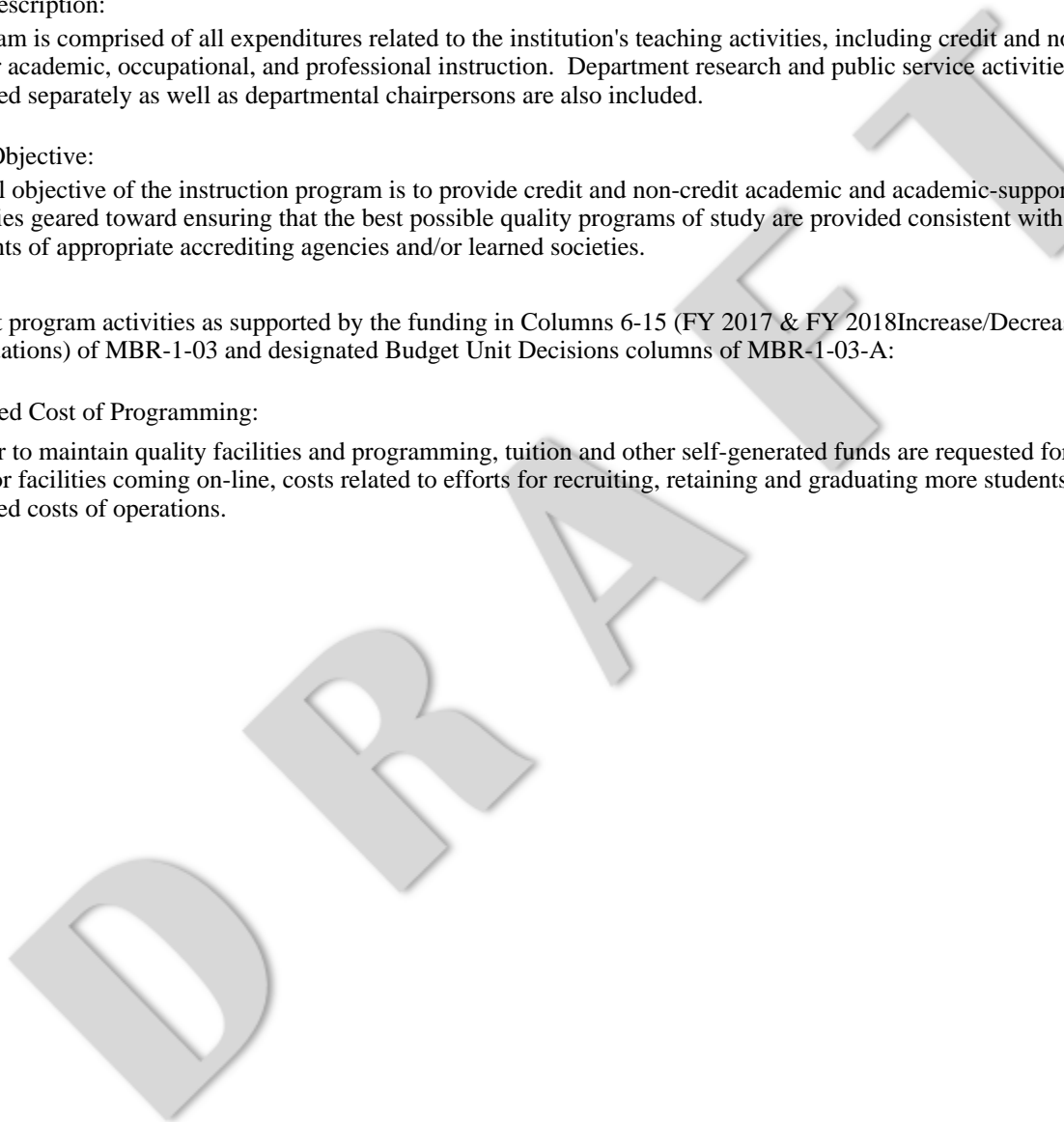
II. Program Objective:

The overall objective of the instruction program is to provide credit and non-credit academic and academic-support courses and activities geared toward ensuring that the best possible quality programs of study are provided consistent with the requirements of appropriate accrediting agencies and/or learned societies.

III. Current program activities as supported by the funding in Columns 6-15 (FY 2017 & FY 2018 Increase/Decrease for continuations) of MBR-1-03 and designated Budget Unit Decisions columns of MBR-1-03-A:

(D) Increased Cost of Programming:

In order to maintain quality facilities and programming, tuition and other self-generated funds are requested for built-in costs for facilities coming on-line, costs related to efforts for recruiting, retaining and graduating more students, and other increased costs of operations.



PROGRAM NARRATIVE

Program Data Collected in Accordance with the Mississippi Performance Budget and Strategic Planning Act of 1994
(To Accompany Form MBR-1-03)

DRAFT Printed on 10/7/2016 9:15:01 AM

University of Southern Mississippi

2 - RESEARCH

Name of Agency

Program Name

I. Program Description:

This program includes all expenditures for activities specifically organized to produce research outcomes, whether funded internally or from outside sources, whether performed by individuals or research centers, and budgeted separately.

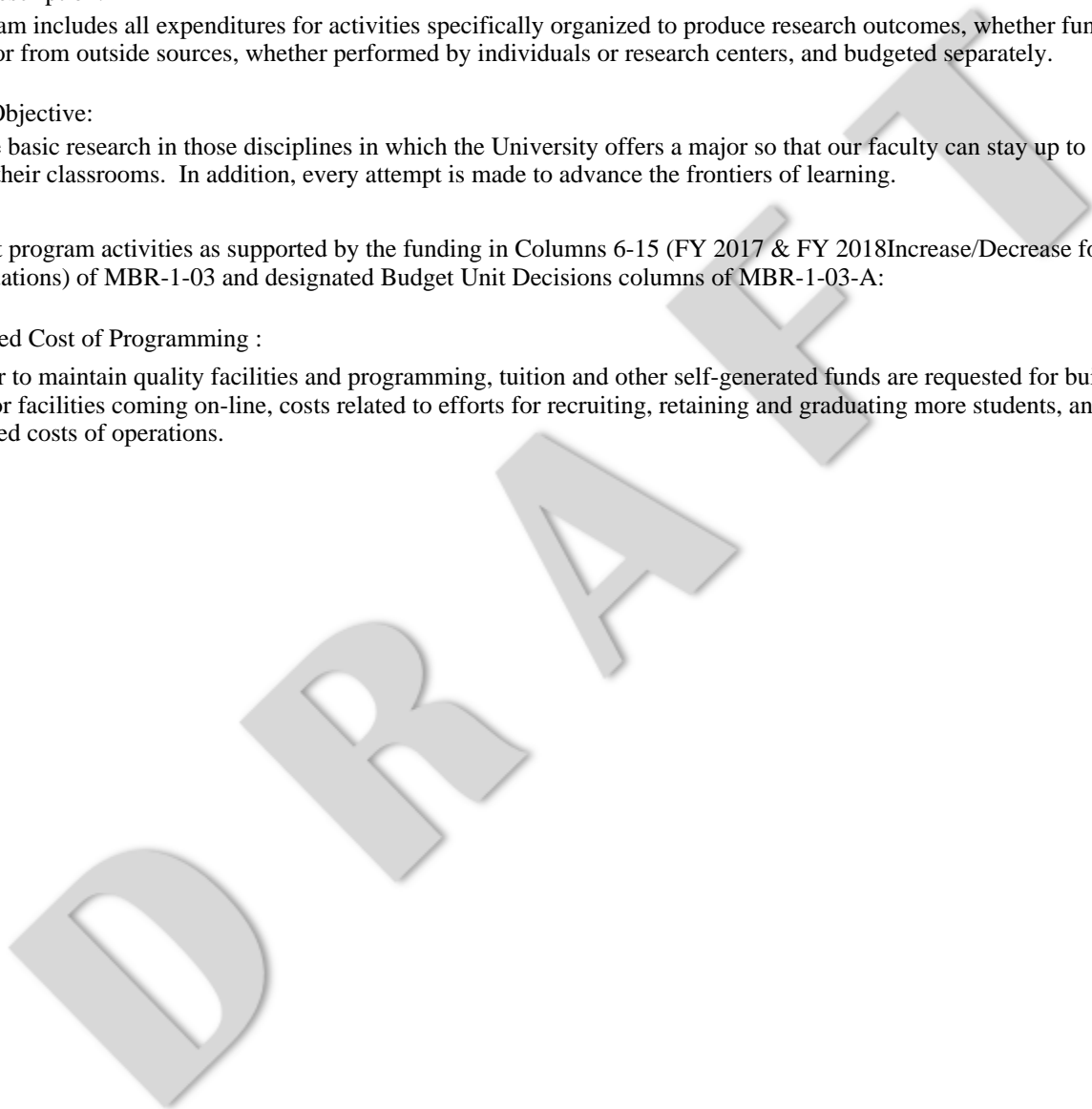
II. Program Objective:

To provide basic research in those disciplines in which the University offers a major so that our faculty can stay up to date and vibrant in their classrooms. In addition, every attempt is made to advance the frontiers of learning.

III. Current program activities as supported by the funding in Columns 6-15 (FY 2017 & FY 2018 Increase/Decrease for continuations) of MBR-1-03 and designated Budget Unit Decisions columns of MBR-1-03-A:

(D) Increased Cost of Programming :

In order to maintain quality facilities and programming, tuition and other self-generated funds are requested for built-in costs for facilities coming on-line, costs related to efforts for recruiting, retaining and graduating more students, and other increased costs of operations.



PROGRAM NARRATIVE

Program Data Collected in Accordance with the Mississippi Performance Budget and Strategic Planning Act of 1994
(To Accompany Form MBR-1-03)

DRAFT Printed on 10/7/2016 9:15:01 AM

University of Southern Mississippi

3 - PUBLIC SERVICE

Name of Agency

Program Name

I. Program Description:

This program includes funds expended for activities that are established primarily to provide non-institutional services beneficial to individuals and groups external to the institution. These activities include community service programs, cooperative extension services, conferences, institutes, general advisory services, reference bureaus, radio and tv, consulting and similar non-instructional services to particular sectors of the community.

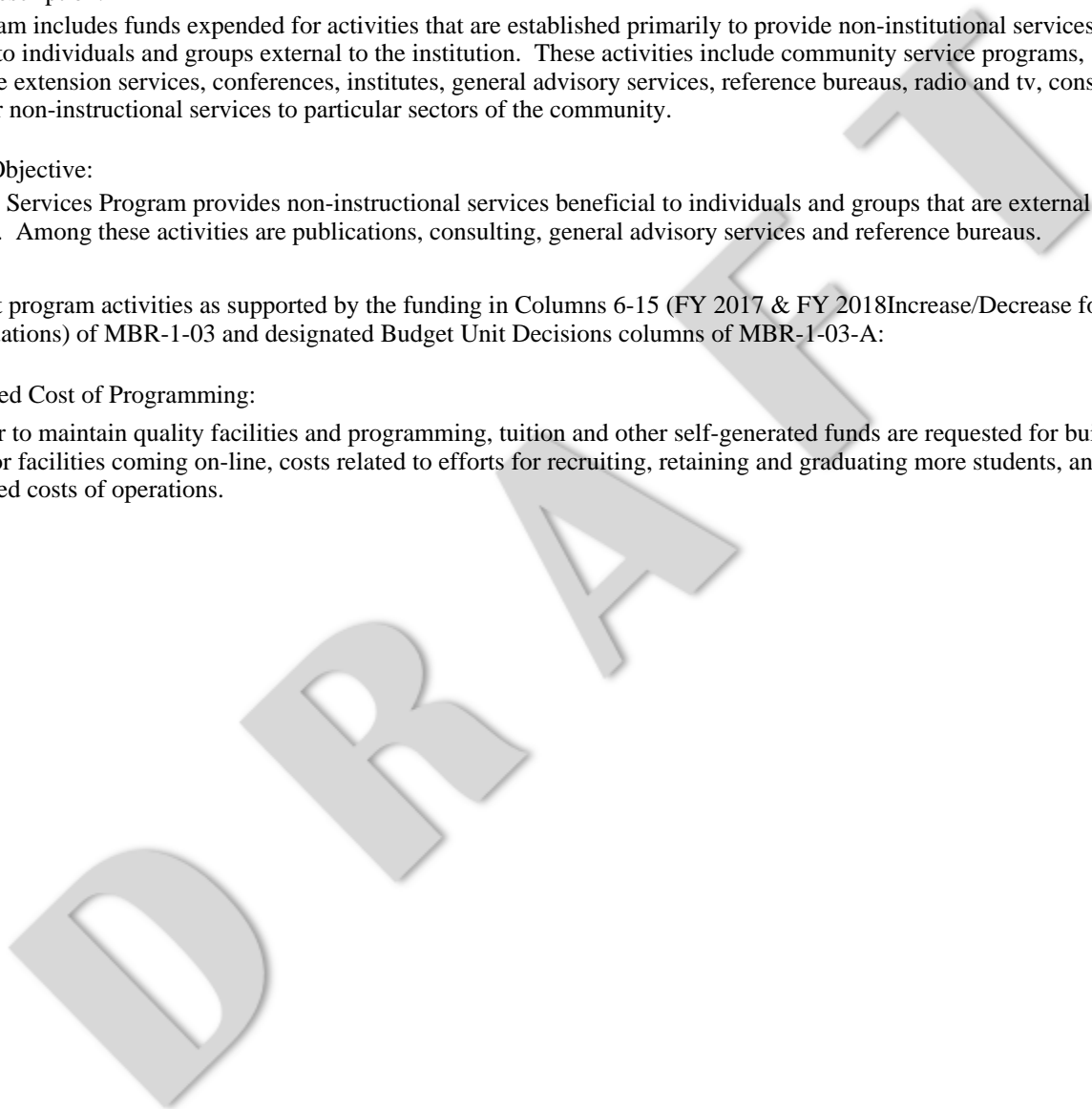
II. Program Objective:

The Public Services Program provides non-instructional services beneficial to individuals and groups that are external to the University. Among these activities are publications, consulting, general advisory services and reference bureaus.

III. Current program activities as supported by the funding in Columns 6-15 (FY 2017 & FY 2018 Increase/Decrease for continuations) of MBR-1-03 and designated Budget Unit Decisions columns of MBR-1-03-A:

(D) Increased Cost of Programming:

In order to maintain quality facilities and programming, tuition and other self-generated funds are requested for built-in costs for facilities coming on-line, costs related to efforts for recruiting, retaining and graduating more students, and other increased costs of operations.



PROGRAM NARRATIVE

Program Data Collected in Accordance with the Mississippi Performance Budget and Strategic Planning Act of 1994
(To Accompany Form MBR-1-03)

DRAFT Printed on 10/7/2016 9:15:01 AM

University of Southern Mississippi

4 - ACADEMIC SUPPORT

Name of Agency

Program Name

I. Program Description:

This program includes funds expended primarily to provide support services for the institution's primary missions of instruction, research, and public service. It includes (1) libraries, museums, galleries; (2) services that directly assist the academic functions of the institution, such as demonstration schools; (3) media ; (4) computing support; (5) academic administration and personnel development providing administration support and management direction.

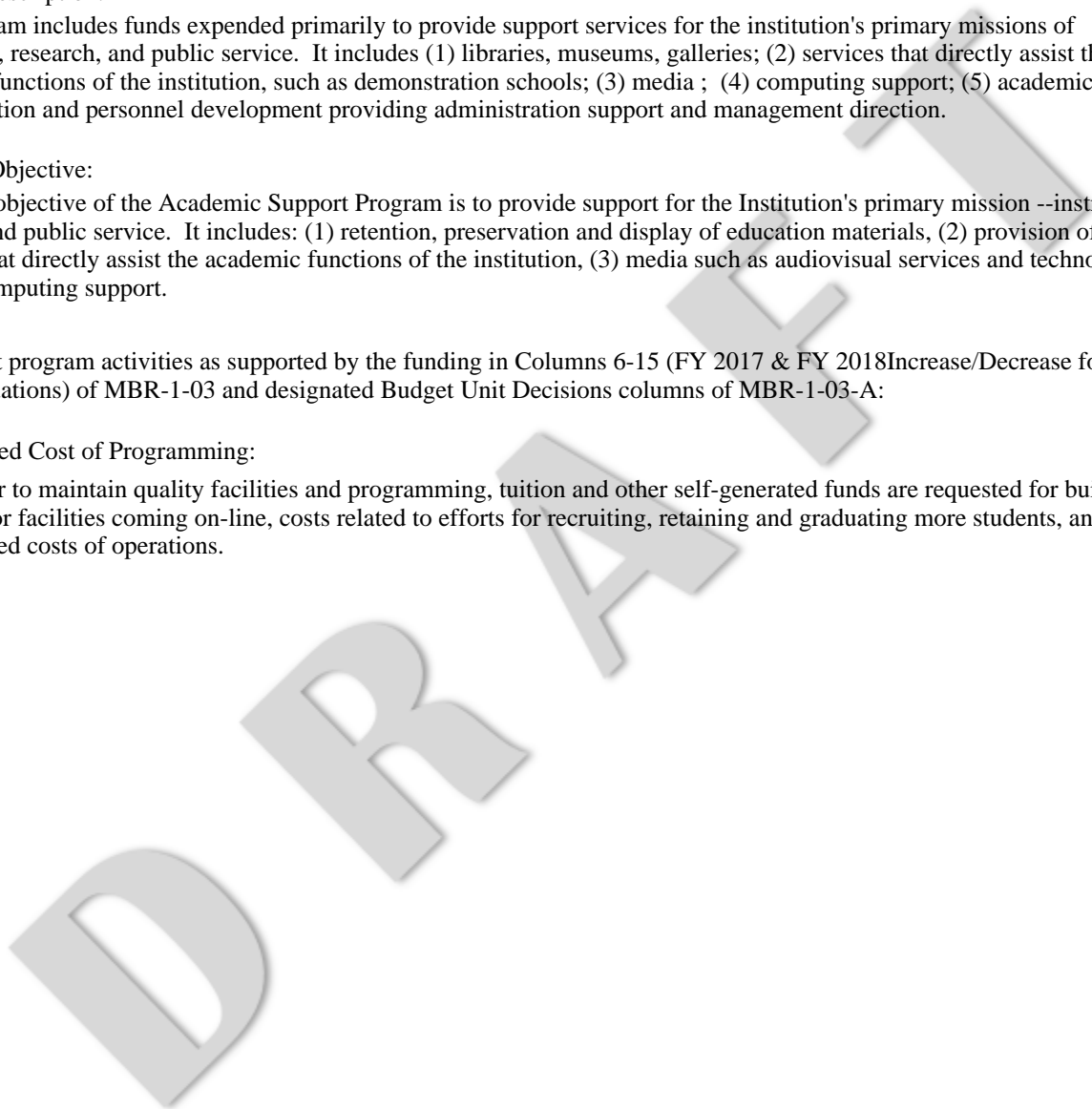
II. Program Objective:

The basic objective of the Academic Support Program is to provide support for the Institution's primary mission --instruction, research and public service. It includes: (1) retention, preservation and display of education materials, (2) provision of services that directly assist the academic functions of the institution, (3) media such as audiovisual services and technology such as computing support.

III. Current program activities as supported by the funding in Columns 6-15 (FY 2017 & FY 2018 Increase/Decrease for continuations) of MBR-1-03 and designated Budget Unit Decisions columns of MBR-1-03-A:

(D) Increased Cost of Programming:

In order to maintain quality facilities and programming, tuition and other self-generated funds are requested for built-in costs for facilities coming on-line, costs related to efforts for recruiting, retaining and graduating more students, and other increased costs of operations.



PROGRAM NARRATIVE

Program Data Collected in Accordance with the Mississippi Performance Budget and Strategic Planning Act of 1994
(To Accompany Form MBR-1-03)

DRAFT Printed on 10/7/2016 9:15:01 AM

University of Southern Mississippi

5 - STUDENT SERVICES

Name of Agency

Program Name

I. Program Description:

This program includes funds expended for offices of Admissions and Registrar and those activities whose primary purpose is to contribute to the student's development outside the formal instruction program. It includes expenditures for student activities, cultural events, student newspaper, intramural athletics, student organizations, supplemental remedial instruction, counseling and career guidance, student aid administration, and student health service.

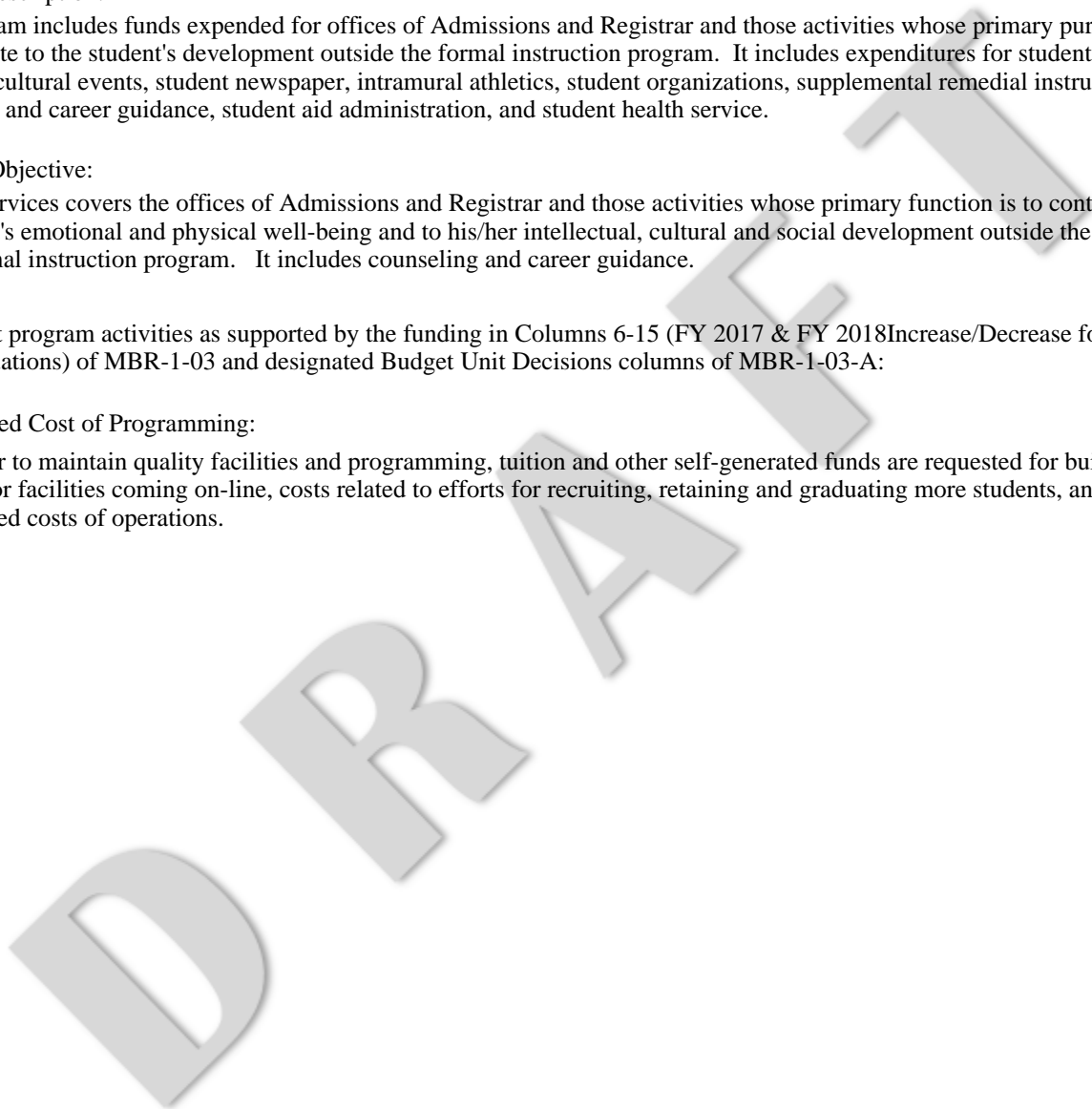
II. Program Objective:

Student Services covers the offices of Admissions and Registrar and those activities whose primary function is to contribute to the student's emotional and physical well-being and to his/her intellectual, cultural and social development outside the context of the formal instruction program. It includes counseling and career guidance.

III. Current program activities as supported by the funding in Columns 6-15 (FY 2017 & FY 2018 Increase/Decrease for continuations) of MBR-1-03 and designated Budget Unit Decisions columns of MBR-1-03-A:

(D) Increased Cost of Programming:

In order to maintain quality facilities and programming, tuition and other self-generated funds are requested for built-in costs for facilities coming on-line, costs related to efforts for recruiting, retaining and graduating more students, and other increased costs of operations.



PROGRAM NARRATIVE

Program Data Collected in Accordance with the Mississippi Performance Budget and Strategic Planning Act of 1994
(To Accompany Form MBR-1-03)

DRAFT Printed on 10/7/2016 9:15:01 AM

University of Southern Mississippi

6 - INSTITUTIONAL SUPPORT

Name of Agency

Program Name

I. Program Description:

This program includes expenditures for: (1) central executive level activities concerned with management and long-range planning of the entire institution, such as governing board, planning and programming, and legal services; (2) fiscal operations, including the investment office; (3) administrative data processing; (4) space management (5) employee personnel and records.

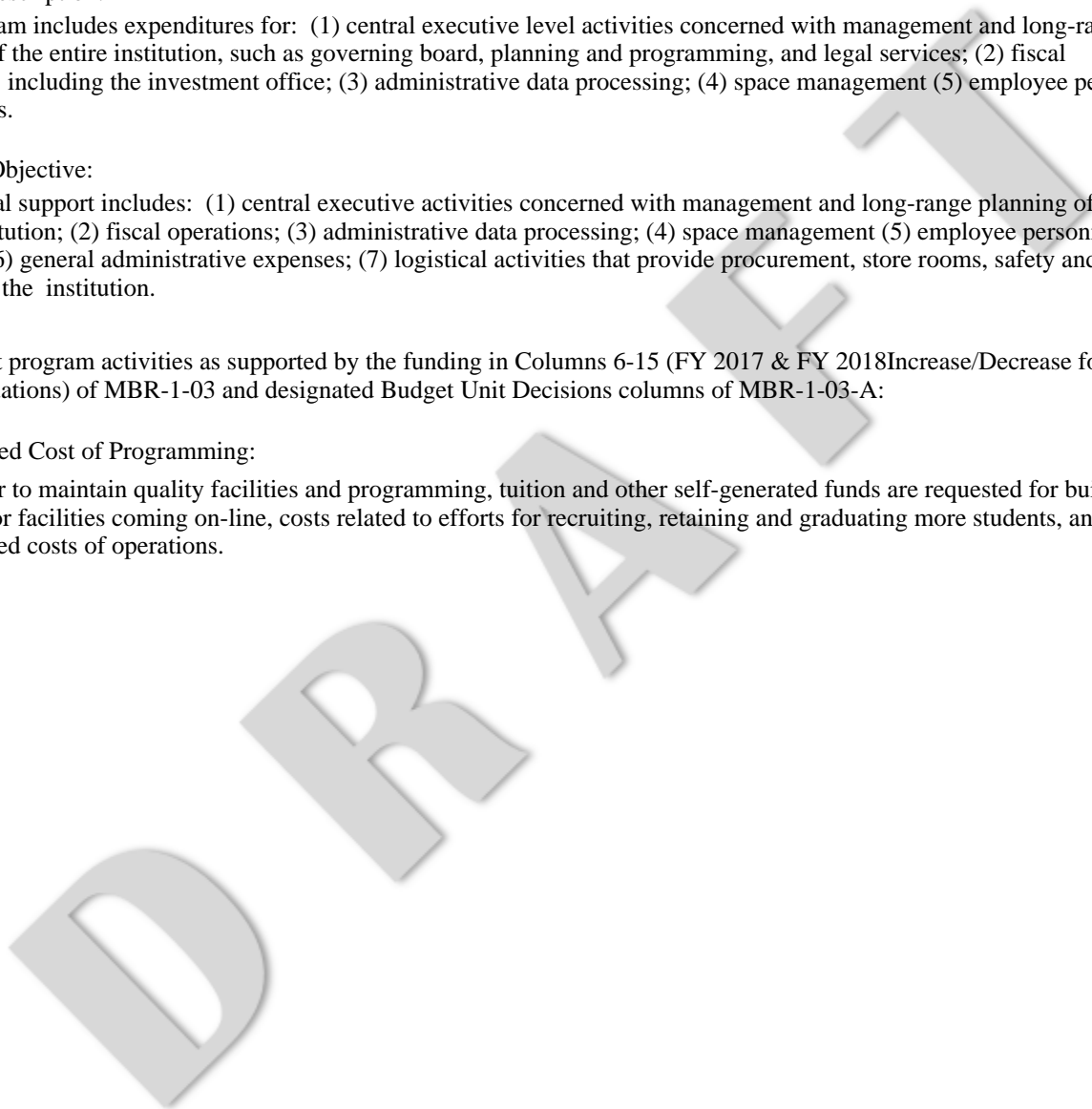
II. Program Objective:

Institutional support includes: (1) central executive activities concerned with management and long-range planning of the entire institution; (2) fiscal operations; (3) administrative data processing; (4) space management (5) employee personnel and records ; (6) general administrative expenses; (7) logistical activities that provide procurement, store rooms, safety and security to the institution.

III. Current program activities as supported by the funding in Columns 6-15 (FY 2017 & FY 2018 Increase/Decrease for continuations) of MBR-1-03 and designated Budget Unit Decisions columns of MBR-1-03-A:

(D) Increased Cost of Programming:

In order to maintain quality facilities and programming, tuition and other self-generated funds are requested for built-in costs for facilities coming on-line, costs related to efforts for recruiting, retaining and graduating more students, and other increased costs of operations.



PROGRAM NARRATIVE

Program Data Collected in Accordance with the Mississippi Performance Budget and Strategic Planning Act of 1994
(To Accompany Form MBR-1-03)

DRAFT Printed on 10/7/2016 9:15:01 AM

University of Southern Mississippi

7 - OPERATION & MAINTENANCE

Name of Agency

Program Name

I. Program Description:

This program includes all expenditures of current operating funds for the operation and maintenance of physical plant. It includes all expenditures for operations established to provide services and maintenance related to grounds and facilities, including utilities, fire protection, property insurance and similar items.

II. Program Objective:

The operation and maintenance activities include providing janitorial and maintenance services, utility service, and fire protection for the entire campus. These services are essential for building, equipment, and other facilities to be in useful condition for the faculty, staff and students.

III. Current program activities as supported by the funding in Columns 6-15 (FY 2017 & FY 2018 Increase/Decrease for continuations) of MBR-1-03 and designated Budget Unit Decisions columns of MBR-1-03-A:

(D) Increased Cost of Programming:

In order to maintain quality facilities and programming, tuition and other self-generated funds are requested for built-in costs for facilities coming on-line, costs related to efforts for recruiting, retaining and graduating more students, and other increased costs of operations.

(E) Recover FY 2015 Capital Appropriations:

Recover FY 2015 Capital Appropriations



PROGRAM NARRATIVE

Program Data Collected in Accordance with the Mississippi Performance Budget and Strategic Planning Act of 1994
(To Accompany Form MBR-1-03)

DRAFT Printed on 10/7/2016 9:15:01 AM

University of Southern Mississippi

8 - SCHOLARSHIP & FELLOWSHIPS

Name of Agency

Program Name

I. Program Description:

This program includes expenditures for scholarships and fellowships in the form of outright grants to students selected by the institution and financed with current funds, restricted or unrestricted, including trainee stipends, prizes, and rewards.

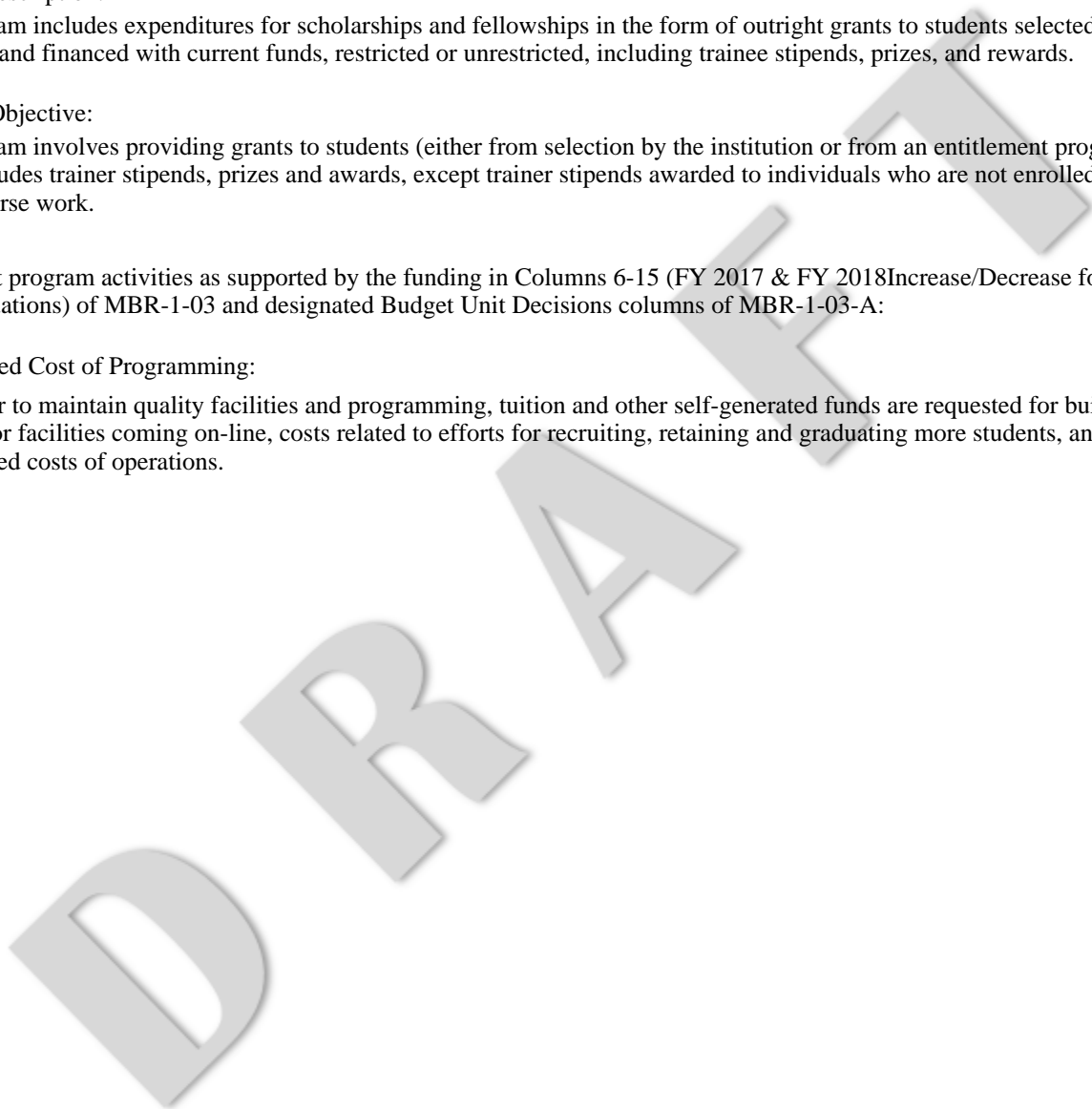
II. Program Objective:

This program involves providing grants to students (either from selection by the institution or from an entitlement program). It also includes trainer stipends, prizes and awards, except trainer stipends awarded to individuals who are not enrolled in formal course work.

III. Current program activities as supported by the funding in Columns 6-15 (FY 2017 & FY 2018 Increase/Decrease for continuations) of MBR-1-03 and designated Budget Unit Decisions columns of MBR-1-03-A:

(D) Increased Cost of Programming:

In order to maintain quality facilities and programming, tuition and other self-generated funds are requested for built-in costs for facilities coming on-line, costs related to efforts for recruiting, retaining and graduating more students, and other increased costs of operations.



PROGRAM NARRATIVE

Program Data Collected in Accordance with the Mississippi Performance Budget and Strategic Planning Act of 1994
(To Accompany Form MBR-1-03)

DRAFT Printed on 10/7/2016 9:15:01 AM

University of Southern Mississippi

9 - MANDATORY TRANSFERS

Name of Agency

Program Name

I. Program Description:

This program includes transfers from the Current Funds group to other fund groups arising out of (1) binding legal agreements related to the financing of the educational plant, such as amounts for debt retirements, interest, and required provisions for renewals and replacements of plant, not financed from other sources, and (2) grant agreements with agencies of the Federal government, donors, and other organizations to match gifts and grants to loan and other funds.

II. Program Objective:

Mandatory Transfers are those which are required by external binding contracts.



PROGRAM NARRATIVE

Program Data Collected in Accordance with the Mississippi Performance Budget and Strategic Planning Act of 1994
(To Accompany Form MBR-1-03)

DRAFT Printed on 10/7/2016 9:15:01 AM

University of Southern Mississippi

10 - NON-MANDATORY TRANSFERS

Name of Agency

Program Name

I. Program Description:

This program includes those transfers from the Current Funds group to other fund groups made at the discretion of the governing board to serve a variety of objectives, such as additions to loan funds, additions to quasi-endowment funds, general or specific plant additions, voluntary renewals and replacements of plants and repayments on debt principal.

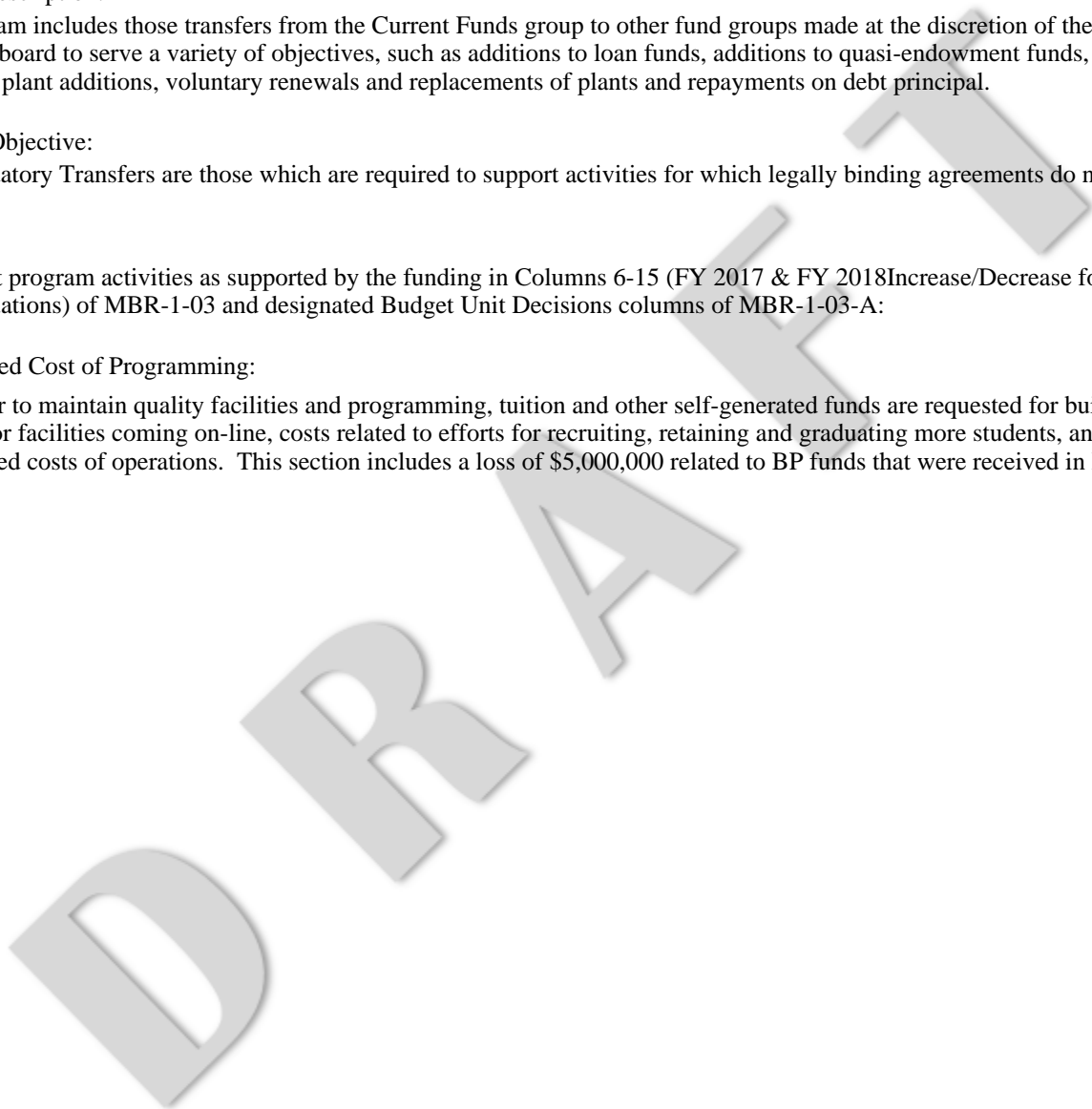
II. Program Objective:

Non-Mandatory Transfers are those which are required to support activities for which legally binding agreements do not exist.

III. Current program activities as supported by the funding in Columns 6-15 (FY 2017 & FY 2018 Increase/Decrease for continuations) of MBR-1-03 and designated Budget Unit Decisions columns of MBR-1-03-A:

(D) Increased Cost of Programming:

In order to maintain quality facilities and programming, tuition and other self-generated funds are requested for built-in costs for facilities coming on-line, costs related to efforts for recruiting, retaining and graduating more students, and other increased costs of operations. This section includes a loss of \$5,000,000 related to BP funds that were received in FY 2017.



Elements of Quality Program Design

For the Evaluation of Requests to Fund New Programs or New Activity in an Existing Program
(To Accompany Form MBR-1-03A)

DRAFT Printed on 10/7/2016 9:15:02 AM

DRAFT

PROGRAM PERFORMANCE INDICATORS AND MEASURES

Program Data Collected in Accordance with the Mississippi Performance Budget and Strategic Planning Act of 1994

DRAFT Printed on 10/7/2016 9:15:03 AM

University of Southern Mississippi (268-00)

1 - INSTRUCTION

Name of Agency

PROGRAM NAME

PROGRAM OUTPUTS: (This is the measure of the process necessary to carry on the goals and objectives of this program. This is the volume produced, i.e., how many people served, how many documents generated.)

	FY 2016 APPRO	FY 2016 ACTUAL	FY 2017 ESTIMATED	FY 2018 PROJECTED
1 Average ACT score of entering freshmen.	22.40	22.80	22.80	22.80
2 Number of degrees awarded to adult learners who enter college for the first time at age 23 or older.	386.00	295.00	295.00	295.00
3 Percentage of degrees awarded in 4 years to adult learners who enter college for the first time age 23 or older	13.70	14.60	14.60	14.60
4 Percentage of degrees awarded in 6 years to adult learners who enter college for the first time age 23 or older.	17.90	19.00	19.00	19.00
5 Percentage of degrees awarded in 8 years to adult learners who enter college for the first time age 23 or older.	19.20	20.70	20.70	20.70
6 Number of graduate degrees awarded.	4,488.00	4,592.00	4,592.00	4,592.00
7 Number of entering students who are enrolled in intermediate (remedial) courses during their first year.	3,435.00	3,648.00	3,648.00	3,648.00
8 Percentage of entering students who are enrolled in intermediate (remedial) courses during their first year.	30.60	32.60	32.60	32.60
9 Number of entering students who are enrolled in intermediate (remedial) courses during their first year, broken out by math only.	1,478.00	1,657.00	1,657.00	1,657.00
10 Percentage of entering students who are enrolled in intermediate (remedial) courses during their first year, broken out by math only.	13.20	14.80	14.80	14.80
11 Number of entering students who are enrolled in intermediate (remedial) courses during their first year, broken out by English/reading only.	853.00	919.00	919.00	919.00
12 Percentage of entering students who are enrolled in intermediate (remedial) courses during their first year, broken out by English/reading only.	7.60	8.20	8.20	8.20
13 Number of entering students who are enrolled in intermediate (remedial) courses during their first year, in both math and English/reading simultaneously.	1,104.00	1,072.00	1,072.00	1,072.00
14 Percentage of entering students who are enrolled in intermediate (remedial) courses during their first year, in both math and English/reading simultaneously.	9.80	9.60	9.60	9.60
15 Number of graduate degrees awarded in science, technology, engineering, and math.	756.00	874.00	874.00	874.00
16 Percentage of graduate degrees awarded in science, technology, engineering, and math.	19.90	22.20	22.20	22.20

PROGRAM EFFICIENCIES: (This is the measure of the cost, unit cost or productivity associated with a given outcome or output. This measure indicates linkage between services and funding, i.e., cost per investigation, cost per student or number of days to complete investigation.)

	FY 2016 APPRO	FY 2016 ACTUAL	FY 2017 ESTIMATED	FY 2018 PROJECTED
1 Percentage of fall intermediate (remedial) math students completing the (remedial math) course within two years.	68.80	70.70	70.70	70.70
2 Percentage of fall intermediate (remedial) English/reading students completing the (remedial English/reading) course within 2 years.	81.30	80.10	80.10	80.10
3 First-year retention rate (from fall to fall) for entering full-time freshmen.	77.30	79.00	79.00	79.00

PROGRAM PERFORMANCE INDICATORS AND MEASURES

Program Data Collected in Accordance with the Mississippi Performance Budget and Strategic Planning Act of 1994

DRAFT Printed on 10/7/2016 9:15:03 AM

University of Southern Mississippi (268-00)

1 - INSTRUCTION

Name of Agency	PROGRAM NAME			
4 Percentage of full-time students completing 24 credit hours within one academic year.	72.10	73.10	73.10	73.10
5 Percentage of part-time students completing 12 credit hours within one academic year.	48.70	48.20	48.20	48.20
6 Number of undergraduate degrees awarded per 100 undergraduate full-time equivalent (FTE) enrollment.	20.40	20.10	20.10	20.10
7 Student graduation rates (first-time freshmen cohort students graduating within 4 years).	28.10	26.70	26.70	26.70
8 Student graduation rates (first-time freshmen cohort students graduating within 6 years).	50.50	50.20	50.20	50.20
9 Student graduation rates (first-time freshmen cohort students graduating within 8 years).	54.10	53.30	53.30	53.30
10 Percentage of Mississippi median family income required to cover tuition and fees at Mississippi public four-year higher educational institutions (ACS Median Household Income \$39,464).	36.10	34.90	34.90	34.90
11 Dollars spent on remedial coursework.	2,122,777.00	2,253,998.00	2,253,998.00	2,253,998.00
12 Percentage of teaching faculty with terminal degrees (doctorate and first professional degrees).	77.20	78.30	78.30	78.30
13 Percentage of enrolled graduate students who complete graduate degree.	57.80	60.70	60.70	60.70
14 Total state expenditures per total FTE student.	13,915.00	14,938.00	14,938.00	14,938.00
15 13,915. 14,938. Number of graduate degrees awarded per 100 graduate FTE enrollment.	33.60	44.20	44.20	44.20
16 Number of students completing 30 hours.	13,891.00	13,915.00	13,915.00	13,915.00
17 Number of students completing 60 hours.	9,698.00	10,132.00	10,132.00	10,132.00

PROGRAM OUTCOMES: (This is the measure of the quality or effectiveness of the services provided by this program. This measure provides an assessment of the actual impact or public benefit of your agency's actions. This is the results produced, i.e., increased customer satisfaction by x% within a 12-month period, reduce the number of traffic fatalities due to drunk drivers within a 12-month period.

	FY 2016 APPRO	FY 2016 ACTUAL	FY 2017 ESTIMATED	FY 2018 PROJECTED
1 Percentage of state's population age 25 years and over with a bachelor's degree or higher.	20.20	20.40	20.40	0.00
2 Number of graduates in high-need disciplines (Science, technology, engineering, & math).	2,229.00	2,249.00	2,249.00	2,249.00
3 Number of graduates in high-need disciplines (Education).	1,578.00	1,161.00	1,161.00	1,161.00
4 Number of graduates in high-need disciplines (Health).	1,050.00	836.00	836.00	836.00
5 Number of graduates in high-need disciplines (Science, technology, engineering, math, education, and nursing combined).	4,857.00	4,246.00	4,246.00	4,246.00
6 Number of graduates in teaching from Mississippi public higher educational institutions.	1,091.00	933.00	933.00	933.00
7 Licensure exam pass rates for graduates with four year degrees (undergraduate Praxis).	66.50	62.50	62.50	62.50
8 Licensure exam pass rates for graduates with four year degrees (NCLEX-RN).	96.60	93.30	93.30	93.30
9 Licensure exam pass rates for graduates with four year degrees (other undergraduate licensure).	75.10	69.50	69.50	69.50

PROGRAM PERFORMANCE INDICATORS AND MEASURES

Program Data Collected in Accordance with the Mississippi Performance Budget and Strategic Planning Act of 1994

DRAFT Printed on 10/7/2016 9:15:03 AM

University of Southern Mississippi (268-00)		1 - INSTRUCTION			
Name of Agency		PROGRAM NAME			
10	Licensure exam pass rates for graduates with four year degrees (All undergraduate licensure pass rates).	69.00	65.00	65.00	65.00
11	Licensure exam pass rate for graduate school graduates (graduate Praxis).	91.20	81.70	81.70	81.70
12	Licensure exam pass rate for graduate school graduates (other licensure).	95.80	95.40	95.40	95.40
13	Licensure exam pass rate for graduate school graduates (All graduate licensure pass rates).	94.60	90.90	90.90	90.90
14	Number of undergraduate degrees awarded.	12,192.00	12,221.00	12,221.00	12,221.00
15	Number of degrees (Graduate & Undergraduate) awarded in the STEM Field.	756.00	2,249.00	2,249.00	2,249.00
16	Number of degrees (Graduate & Undergraduate) awarded in the Health Field.	1,137.00	836.00	836.00	836.00
17	Number of degrees (Graduate & Undergraduate) awarded in the Education Field.	889.00	1,161.00	1,161.00	1,161.00



PROGRAM PERFORMANCE INDICATORS AND MEASURES

Program Data Collected in Accordance with the Mississippi Performance Budget and Strategic Planning Act of 1994

DRAFT Printed on 10/7/2016 9:15:03 AM

University of Southern Mississippi (268-00)

2 - RESEARCH

Name of Agency

PROGRAM NAME

PROGRAM OUTPUTS: (This is the measure of the process necessary to carry on the goals and objectives of this program. This is the volume produced, i.e., how many people served, how many documents generated.)

	FY 2016 APPRO	FY 2016 ACTUAL	FY 2017 ESTIMATED	FY 2018 PROJECTED
1 Dollar value of total external research grants and contracts awarded to Mississippi public universities.	399,763,091.0	415,636,043.0	415,636,043.0	415,636,043.0
	0	0	0	0
2 Percentage of external research grants and contracts awarded to Mississippi public universities from federal sources.	71.10	72.40	72.40	72.40

PROGRAM OUTCOMES: (This is the measure of the quality or effectiveness of the services provided by this program. This measure provides an assessment of the actual impact or public benefit of your agency's actions. This is the results produced, i.e., increased customer satisfaction by x% within a 12-month period, reduce the number of traffic fatalities due to drunk drivers within a 12-month period.)

	FY 2016 APPRO	FY 2016 ACTUAL	FY 2017 ESTIMATED	FY 2018 PROJECTED
1 Number of patents obtained by Mississippi public universities in emerging technologies.	21.00	25.00	25.00	25.00

PROGRAM 3% GENERAL FUND REDUCTION AND NARRATIVE EXPLANATION
DRAFT Printed on 10/7/2016 9:15:04 AM

University of Southern Mississippi (268-00)

	Fiscal Year 2017 Funding			FY 2017 GF PERCENT REDUCED
	Total Funds	Reduced Amount	Reduced Funding Amount	
Program Name: (1) INSTRUCTION				
General	27,645,271	(768,048)	26,877,223	(2.78%)
State Support Special	4,363,955		4,363,955	
Federal				
Other Special	49,691,263		49,691,263	
TOTAL	81,700,489	(768,048)	80,932,441	

Narrative Explanation:

Since personnel services is the largest portion of the University's expenditures, this area would have to be decreased to meet the reduction. While every attempt would be made to ensure a quality education to our students, any reduction in funds would adversely impact enrollment at the University. Layoffs could possibly occur which would result in fewer course sections offered, reduction in library hours, reduction in services offered to students, as well as decreased recruitment and student success initiatives. Therefore, it is crucial that we are fully funded this fiscal year. The loss of state appropriations the past few years has vastly changed the composition of the University's core faculty and has also negatively impacted our long term strategic plan.

Program Name: (2) RESEARCH				
General	2,620,371		2,620,371	
State Support Special	413,640		413,640	
Federal				
Other Special	4,710,012		4,710,012	
TOTAL	7,744,023		7,744,023	

Narrative Explanation:

Program Name: (3) PUBLIC SERVICE				
General	219,383		219,383	
State Support Special	34,631		34,631	
Federal				
Other Special	394,336		394,336	
TOTAL	648,350		648,350	

Narrative Explanation:

Program Name: (4) ACADEMIC SUPPORT				
General	6,997,661	(230,414)	6,767,247	(3.29%)
State Support Special	1,104,618		1,104,618	
Federal				
Other Special	12,578,015		12,578,015	
TOTAL	20,680,294	(230,414)	20,449,880	

Narrative Explanation:

Since personnel services is the largest portion of the University's expenditures, this area would have to be decreased to meet the reduction. While every attempt would be made to ensure a quality education to our students, any reduction in funds would adversely impact enrollment at the University. Layoffs could possibly occur which would result in fewer course sections offered, reduction in library hours, reduction in services offered to students, as well as decreased recruitment and student success initiatives. Therefore, it is crucial that we are fully funded this fiscal year. The loss of state appropriations the past few years has vastly changed the composition of the University's core faculty and has also negatively impacted our long term strategic plan.

PROGRAM 3% GENERAL FUND REDUCTION AND NARRATIVE EXPLANATION
DRAFT Printed on 10/7/2016 9:15:04 AM

University of Southern Mississippi (268-00)

	Fiscal Year 2017 Funding			FY 2017 GF PERCENT REDUCED
	Total Funds	Reduced Amount	Reduced Funding Amount	
Program Name: (5) STUDENT SERVICES				
General	3,461,263	(288,018)	3,173,245	(8.32%)
State Support Special	546,380		546,380	
Federal				
Other Special	6,221,480		6,221,480	
TOTAL	10,229,123	(288,018)	9,941,105	

Narrative Explanation:

Since personnel services is the largest portion of the University's expenditures, this area would have to be decreased to meet the reduction. While every attempt would be made to ensure a quality education to our students, any reduction in funds would adversely impact enrollment at the University. Layoffs could possibly occur which would result in fewer course sections offered, reduction in library hours, reduction in services offered to students, as well as decreased recruitment and student success initiatives. Therefore, it is crucial that we are fully funded this fiscal year. The loss of state appropriations the past few years has vastly changed the composition of the University's core faculty and has also negatively impacted our long term strategic plan.

Program Name: (6) INSTITUTIONAL SUPPORT				
General	7,268,904	(384,024)	6,884,880	(5.28%)
State Support Special	1,147,433		1,147,433	
Federal				
Other Special	13,065,557		13,065,557	
TOTAL	21,481,894	(384,024)	21,097,870	

Narrative Explanation:

Since personnel services is the largest portion of the University's expenditures, this area would have to be decreased to meet the reduction. While every attempt would be made to ensure a quality education to our students, any reduction in funds would adversely impact enrollment at the University. Layoffs could possibly occur which would result in fewer course sections offered, reduction in library hours, reduction in services offered to students, as well as decreased recruitment and student success initiatives. Therefore, it is crucial that we are fully funded this fiscal year. The loss of state appropriations the past few years has vastly changed the composition of the University's core faculty and has also negatively impacted our long term strategic plan.

Program Name: (7) OPERATION & MAINTENANCE				
General	6,124,609	(249,616)	5,874,993	(4.08%)
State Support Special	2,711,643		2,711,643	
Federal				
Other Special	11,008,737		11,008,737	
TOTAL	19,844,989	(249,616)	19,595,373	

Narrative Explanation:

Since personnel services is the largest portion of the University's expenditures, this area would have to be decreased to meet the reduction. While every attempt would be made to ensure a quality education to our students, any reduction in funds would adversely impact enrollment at the University. Layoffs could possibly occur which would result in fewer course sections offered, reduction in library hours, reduction in services offered to students, as well as decreased recruitment and student success initiatives. Therefore, it is crucial that we are fully funded this fiscal year. The loss of state appropriations the past few years has vastly changed the composition of the University's core faculty and has also negatively impacted our long term strategic plan.

Program Name: (8) SCHOLARSHIP & FELLOWSHIPS				
General	9,666,547		9,666,547	
State Support Special	1,525,917		1,525,917	
Federal				
Other Special	17,375,230		17,375,230	
TOTAL	28,567,694		28,567,694	

PROGRAM 3% GENERAL FUND REDUCTION AND NARRATIVE EXPLANATION
DRAFT Printed on 10/7/2016 9:15:04 AM

University of Southern Mississippi (268-00)

	Fiscal Year 2017 Funding			FY 2017 GF PERCENT REDUCED
	Total Funds	Reduced Amount	Reduced Funding Amount	

Narrative Explanation:

Program Name: (9) MANDATORY TRANSFERS				
General				
State Support Special				
Federal				
Other Special				
TOTAL				

Narrative Explanation:

Program Name: (10) NON-MANDATORY TRANSFERS				
General				
State Support Special	5,000,000		5,000,000	
Federal				
Other Special				
TOTAL	5,000,000		5,000,000	

Narrative Explanation:

Program Name: (99) Summary of All Programs				
General	64,004,009	(1,920,120)	62,083,889	(3.00%)
State Support Special	16,848,217		16,848,217	
Federal				
Other Special	115,044,630		115,044,630	
TOTAL	195,896,856	(1,920,120)	193,976,736	

BOARD OF TRUSTEES OF STATE INSTITUTIONS OF HIGHER LEARNING MEMBERS
DRAFT Printed on 10/7/2016 9:15:04 AM

University of Southern Mississippi (268-00)

Name of Agency

A. Explain Rate and manner in which board members are reimbursed:

Board members are reimbursed through the Institution of Higher Learning System Administration budget with a per diem of \$40 plus expenses.

B. Estimated number of meetings FY 2017:

12 (Twelve)

C. Names of Members	City, Town, Residence	Appointed By	Date of Appointment	Length of Term
1. Mr. Chip Morgan	Leland, MS	Bryant	5- 8- 2015	9 years
2. Dr. Alfred E. McNair, Jr.	Gautier, MS	Bryant	5- 8- 2015	9 years
3. Mr. Tom Duff	Hattiesburg, MS	Bryant	5- 8- 2015	9 years
4. Mr. Hal Parker	Bolton, MS	Bryant	5- 8- 2015	9 years
5. Mr. Shane Hooper	Tupelo, MS	Bryant	5- 8- 2012	9 years
6. Dr. Bradford J. Dye, III	Oxford, MS	Bryant	5- 8- 2012	9 years
7. Ms. Karen L. Cummins	Oakland, MS	Bryant	5- 8- 2012	9 years
8. Dr. Douglas W. Rouse	Hattiesburg, MS	Barbour	5- 8- 2008	10 years
9. Mr. C.D. Smith, Jr.	Meridian, MS	Barbour	5- 8- 2008	10 years
10. Ms. Christine L. Pickering	Biloxi, MS	Barbour	5- 8- 2008	10 years
11. Mr. Alan W. Perry	Jackson, MS	Barbour	5- 8- 2008	10 years
12. Dr. J. Walt Starr	Columbus, MS	Bryant	5- 8- 2015	9 years

Identify Statutory Authority (Code Section or Executive Order Number)*

Constitutional Amendment 213A of the Constitution of the State of Mississippi.

*If Executive Order, please attach copy.

**SCHEDULE B
CONTRACTUAL SERVICES
DRAFT Printed on 10/7/2016 9:15:05 AM**

University of Southern Mississippi (268-00)

Name of Agency

MINOR OBJECT OF EXPENDITURE	(1) Actual Expenses FY Ending June 30, 2016	(2) Estimated Expenses FY Ending June 30, 2017	(3) Requested for FY Ending June 30, 2018
-----------------------------	--	---	--

A. Tuition, Rewards & Awards (61050xxx-61080xxx)			
NEW	26,276,390	28,115,737	28,615,737
Total	26,276,390	28,115,737	28,615,737

B. Transportation & Utilities (61100xxx-61200xxx)			
NEW	4,892,269	5,234,727	5,234,727
Total	4,892,269	5,234,727	5,234,727

C. Public Information (61300xxx-61310xxx)			
NEW	347,277	370,000	370,000
Total	347,277	370,000	370,000

D. Rents (61400xxx-61490xxx)			
NEW	969,525	1,000,000	1,000,000
Total	969,525	1,000,000	1,000,000

E. Repairs & Service (61500xxx)			
NEW	1,554,199	1,663,000	1,813,000
Total	1,554,199	1,663,000	1,813,000

F. Fees, Professional & Other Services (61600xxx-61699xxx)			
605700 Internal Billing	(4,292)	160,339	160,339
605730 Auditing	138,086	138,086	138,086
605740 Medical	768	768	768
605750 Instructional	3,517	3,517	3,517
605760 Legal Fees	416,903	416,903	416,903
605770 Laboratory And Testing Fees	5,886	5,886	5,886
605780 Consultant Expense	29,650	29,650	29,650
605790 Other Prof Fees	1,417,230	1,417,230	1,417,230
605791 Security at Athletic Events	(17,896)	(17,896)	(17,896)
605793 Technology Fees	429,798	429,798	429,798
605795 Police Department Special Duty	(43,429)	(43,429)	(43,429)
605796 Parking Mgmt - Special Duty	(24,852)	(24,852)	(24,852)
Total	2,351,369	2,516,000	2,516,000

G. Other Contractual Services (61700xxx-61790xxx, 61900xxx)			
Other Contractual-BP Funds			
Other Contractual- Greene Hall			

**SCHEDULE B
CONTRACTUAL SERVICES
DRAFT Printed on 10/7/2016 9:15:05 AM**

University of Southern Mississippi (268-00)

Name of Agency

MINOR OBJECT OF EXPENDITURE	(1) Actual Expenses FY Ending June 30, 2016	(2) Estimated Expenses FY Ending June 30, 2017	(3) Requested for FY Ending June 30, 2018
Other	5,012,986	7,104,839	8,737,163
Total	5,012,986	7,104,839	8,737,163
H. Information Technology (61800xxx-61890xxx)			
NEW	2,395,936	2,560,000	2,560,000
Total	2,395,936	2,560,000	2,560,000
I. Other (61910xxx-61990xxx)			
NEW	517,892	721,935	721,935
Total	517,892	721,935	721,935
Grand Total <i>(Enter on Line 1-B of Form MBR-1)</i>	44,317,843	49,286,238	51,568,562
Funding Summary:			
General Funds	15,833,879	16,086,744	16,086,744
State Support Special Funds	2,613,733	4,284,218	5,666,542
Federal Funds			
Other Special Funds	25,870,231	28,915,276	29,815,276
Total Funds	44,317,843	49,286,238	51,568,562

**SCHEDULE C
COMMODITIES**

DRAFT Printed on 10/7/2016 9:15:06 AM

University of Southern Mississippi (268-00)

Name of Agency

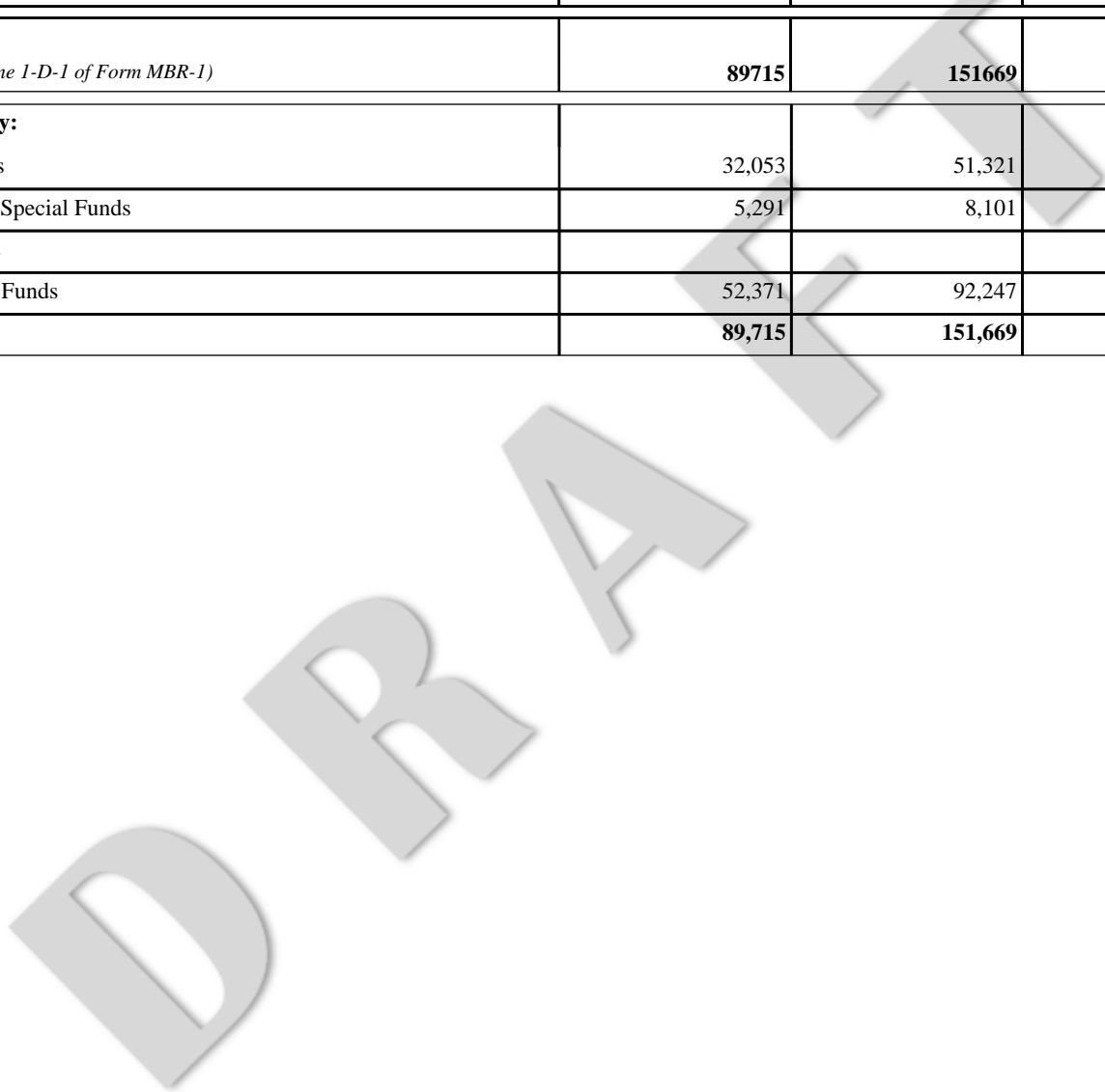
MINOR OBJECT OF EXPENDITURE	(1) Actual Expenses FY Ending June 30, 2016	(2) Estimated Expenses FY Ending June 30, 2017	(3) Requested for FY Ending June 30, 2018
A. Maintenance & Constr. Materials & Supplies (62000xxx, 62015xxx)			
NEW	392,956	432,250	432,250
Total	392,956	432,250	432,250
B. Printing & Office Supplies & Materials (62010xxx, 62085xxx, 62100xxx, 62125xxx, 62400xxx)			
NEW	684,306	752,000	752,000
Total	684,306	752,000	752,000
C. Equipment Repair Parts, Supplies & Acces. (62050xxx, 62072xxx, 62110xxx, 62115xxx, 62120xxx, 62130xxx)			
NEW	1,301,251	1,431,000	1,531,000
Total	1,301,251	1,431,000	1,531,000
D. Professional & Sci. Supplies and Materials (62025xxx, 62030xxx, 62070xxx, 62095xxx, 62105xxx)			
NEW	66,743	73,417	73,417
Total	66,743	73,417	73,417
E. Other Supplies & Materials (62005xxx, 62020xxx, 62035xxx, 62040xxx, 62045xxx, 62060xxx, 62065xxx, 62075xxx-62080xxx, 62090xxx, 62135xxx, 62140xxx, 62405xxx, 62415xxx, 62500xxx-62999xxx)			
NEW	1,311,310	1,452,558	1,452,558
Total	1,311,310	1,452,558	1,452,558
Grand Total <i>(Enter on Line 1-C of Form MBR-1)</i>	3,756,566	4,141,225	4,241,225
Funding Summary:			
General Funds	1,342,146	1,401,280	1,401,280
State Support Special Funds	221,551	221,200	221,200
Federal Funds			
Other Special Funds	2,192,869	2,518,745	2,618,745
Total Funds	3,756,566	4,141,225	4,241,225

**SCHEDULE D-1
CAPITAL OUTLAY
OTHER THAN EQUIPMENT
DRAFT Printed on 10/7/2016 9:15:07 AM**

University of Southern Mississippi (268-00)

Name of Agency

MINOR OBJECT OF EXPENDITURE	(1) Actual Expenses FY Ending June 30, 2016	(2) Estimated Expenses FY Ending June 30, 2017	(3) Requested for FY Ending June 30, 2018
B. Buildings & Improvements (63100100)			
NEW	89,715	151,669	151,669
Total	89,715	151,669	151,669
Grand Total <i>(Enter on Line 1-D-1 of Form MBR-1)</i>	89715	151669	151669
Funding Summary:			
General Funds	32,053	51,321	51,321
State Support Special Funds	5,291	8,101	8,101
Federal Funds			
Other Special Funds	52,371	92,247	92,247
Total Funds	89,715	151,669	151,669



**SCHEDULE D-2
CAPITAL OUTLAY EQUIPMENT
DRAFT Printed on 10/7/2016 9:15:07 AM**

University of Southern Mississippi (268-00)

Name of Agency

EQUIPMENT BY ITEM	Act. FY Ending June 30, 2016		Est. FY Ending June 30, 2017		Req. FY Ending June 30, 2018	
	No. of Units	Total Cost	No. of Units	Total Cost	No. of Units	Total Cost
B. Road Machinery, Farm & Other Equipment (63300100)						
NEW		125,092		120,000		120,000
Total		125,092		120,000		120,000
C. Office Machines, Furniture, Fixtures, Equip. (63200100)						
NEW		10,741		10,000		10,000
Total		10,741		10,000		10,000
D. IS Equipment (DP & Telecommunications) (63200100)						
NEW		170,093		160,000		157,354
Total		170,093		160,000		157,354
E. Equipment - Lease Purchase (63200100)						
Aircraft		158,517		158,517	1	158,517
IP System		348,963		351,590	1	354,236
Total		507,480		510,107		512,753
F. Other Equipment (63200100)						
NEW		242,056		164,146		164,146
Total		242,056		164,146		164,146
Grand Total <i>(Enter on Line 1-D-2 of Form MBR-1)</i>		1,055,462		964,253		964,253
Funding Summary:						
General Funds		323,297		268,718		268,718
State Support Special Funds		53,367		42,419		42,419
Federal Funds						
Other Special Funds		678,798		653,116		653,116
Total Funds		1,055,462		964,253		964,253

**SCHEDULE D-3
PASSENGER/WORK VEHICLES
DRAFT Printed on 10/7/2016 9:15:08 AM**

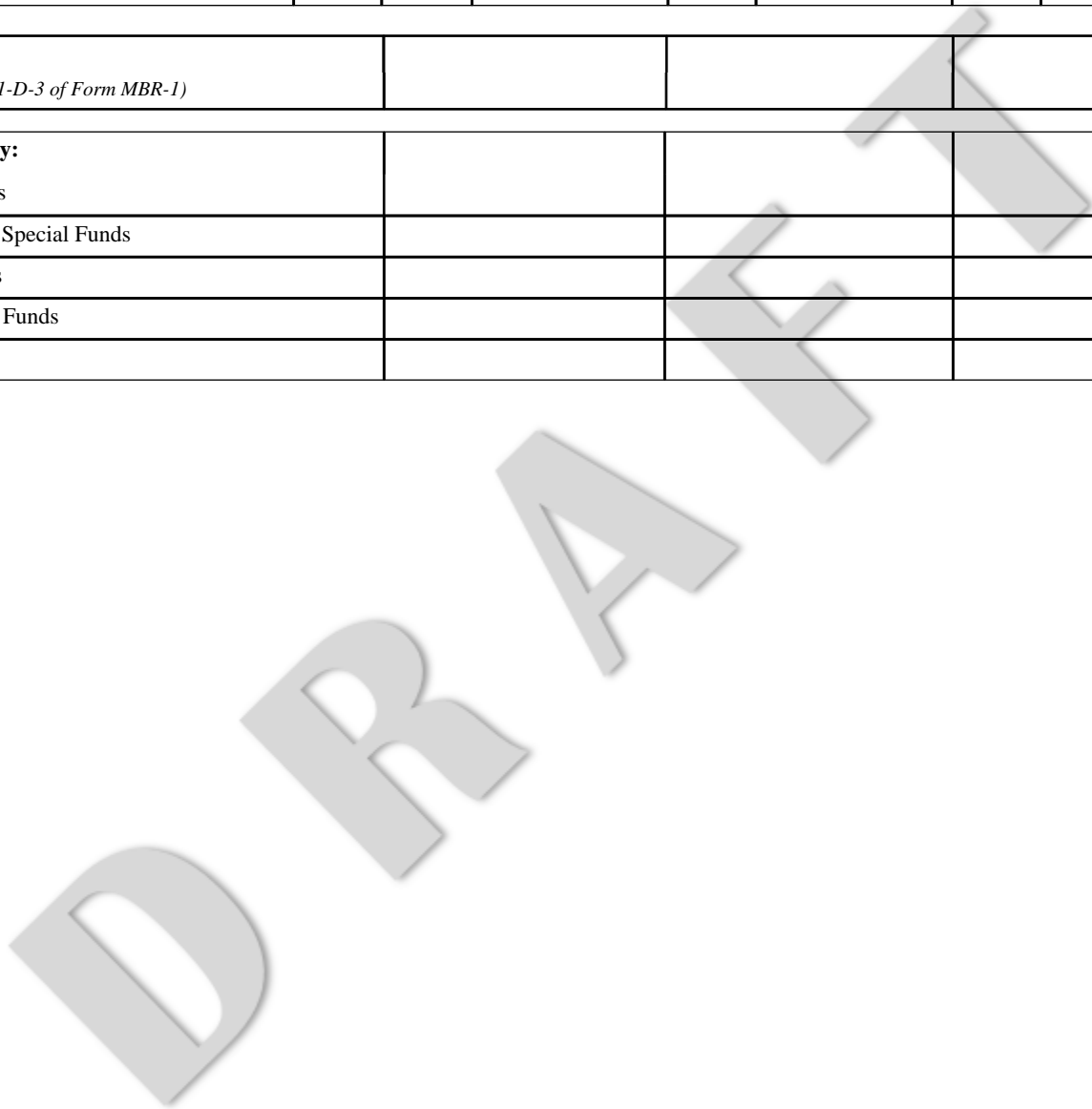
University of Southern Mississippi (268-00)
Name of Agency

MINOR OBJECT OF EXPENDITURE	Vehicle Inventory June 30, 2016	Act. FY Ending June 30, 2016		Est. FY Ending June 30, 2017		Req. FY Ending June 30, 2018	
		No. of Units	Total Cost	No. of Units	Total Cost	No. of Units	Total Cost

A. Passenger & Work Vehicles (63300100)							
101 Passenger Work	253	253					
Total (A)	253	253					

GRAND TOTAL <i>(Enter on Line 1-D-3 of Form MBR-1)</i>							
--	--	--	--	--	--	--	--

Funding Summary:							
General Funds							
State Support Special Funds							
Federal Funds							
Other Special Funds							
Total Funds							



SCHEDULE D-4
WIRELESS COMMUNICATION DEVICES
DRAFT Printed on 10/7/2016 9:15:09 AM

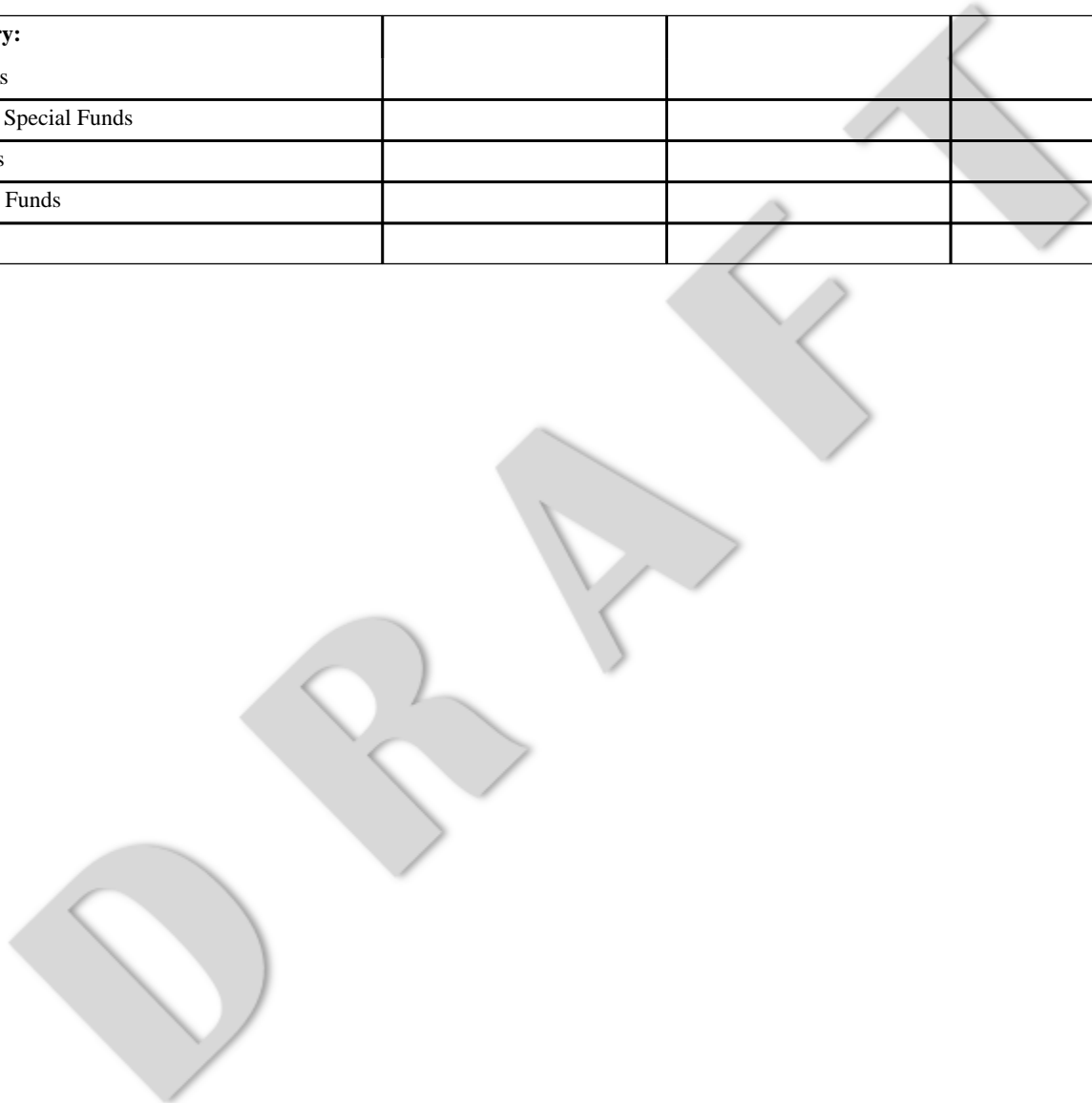
University of Southern Mississippi (268-00)

Name of Agency _____

MINOR OBJECT OF EXPENDITURE	Device Inventory June 30, 2016	Act. FY Ending June 30, 2016		Est. FY Ending June 30, 2017		Req. FY Ending June 30, 2018	
		No. of Devices	Actual Cost	No. of Devices	Estimated Cost	No. of Devices	Requested Cost

Grand Total <i>(Enter on Line 1-D-4 of Form MBR-1)</i>							
--	--	--	--	--	--	--	--

Funding Summary:							
General Funds							
State Support Special Funds							
Federal Funds							
Other Special Funds							
Total Funds							



**SCHEDULE E
SUBSIDIES, LOANS & GRANTS
DRAFT Printed on 10/7/2016 9:15:10 AM**

University of Southern Mississippi (268-00)

Name of Agency

MINOR OBJECT OF EXPENDITURE	(1) Actual Expenses FY Ending June 30, 2016	(2) Estimated Expenses FY Ending June 30, 2017	(3) Requested for FY Ending June 30, 2018
D. Debt Service & Judgments (67205xxx-67255xxx, 68205xxx-68430xxx, 70040xxx)			
Mand Transfers	369,813	369,813	369,813
65040 Interest on Lease Purchases (DO NOT DELETE)	46,562	43,936	41,290
Total	416,375	413,749	411,103
E. Other (67000xxx-67019xxx, 67021xxx-67199xxx, 67998xxx, 68500xxx-68860xxx, 70045xxx-70080xxx, 80000xxx-80500xxx)			
Mand Trans Out	225,000	1,062,586	1,065,232
Non Mand Trans Out	5,908,336	5,063,283	5,863,283
BP Special Funds		5,000,000	
Total	6,133,336	11,125,869	6,928,515
Grand Total <i>(Enter on Line 1-E of Form MBR-1)</i>	6,549,711	11,539,618	7,339,618
Funding Summary:			
General Funds	2,353,909	2,270,393	2,270,393
State Support Special Funds	500,076	5,358,394	358,394
Federal Funds			
Other Special Funds	3,695,726	3,910,831	4,710,831
Total Funds	6,549,711	11,539,618	7,339,618

NARRATIVE
2018 BUDGET REQUEST
DRAFT Printed on 10/7/2016 9:15:10 AM

University of Southern Mississippi (268-00)

Name of Agency

As a public research institution, the University of Southern Mississippi creates and disseminates knowledge through a wide array of programs of instruction, research, public service, and economic development. Over the next five years, the University will be engaged in the accomplishment of eight major, institutional goals that will enable the University to become a model student-centered public research university.

1. Support student success to foster retention, progression, and graduation
2. Promote teaching, research, and creative excellence
3. Strategically expand undergraduate and graduate enrollment
4. Strengthen economic and community partnerships
5. Invest in faculty and staff to maximize their potential
6. Promote a culture of inclusiveness of people and ideas
7. Enhance physical, technological, and financial infrastructure to support our mission, vision, and values
8. Improve efficiency and effectiveness of institutional processes and systems

In public higher education in the State of Mississippi and nation-wide, the University must compete for students, faculty, and staff, forcing the University to adapt and evolve into an increasingly market-driven organization. In addition, the shift in revenues that has occurred over the last ten years from being primarily supported by state appropriations to one that is primarily supported by tuition has intensified recruiting and student success efforts. Navigating this shift in financing, enhancing student recruiting and retention initiatives, and attempting to recruit and retain talented faculty and staff in an intensely competitive industry will be the major challenges facing the University over the next five years. State support will be pivotal to the University's ability to continue to provide the benefits of quality education, research, public service, and economic development programs to the people of the State of Mississippi in the years ahead.

Our budget request for fiscal year 2018 focuses on the following decision unit:
Increased cost of programming - in order to maintain quality facilities and programming, a tuition rate increase for resident and non-resident students is requested. These self-generated funds will produce approximately \$3,000,000 in revenue for FY 2018.

Planned use of this funding would be as follows:

1. Faculty promotions
2. Recruitment and student success initiatives
2. Improving the technical infrastructure to support academic programs and university operations
3. Increasing scholarship funds to attract and retain students who demonstrate exceptional academic talent
4. Operating costs due to inflation
5. Research lab improvements
6. SACS and QEP initiatives
7. Restoration of University reserves

**OUT-OF-STATE TRAVEL
FISCAL YEAR 2018
DRAFT Printed on 10/7/2016 9:15:11 AM**

University of Southern Mississippi (268-00)

Name of Agency

Note: All expenditures recorded on this form must be totaled and said total must agree with the out-of-state travel amount indicated for FY 2016 on Form Mbr-1, line 1.A.2.b.

Employee's Name	Destination	Purpose	Travel Cost	Funding Source
ABDELGHANI,ASSAFA	HATTIESBURG, MS	Research and Teaching	465	Gen/Self
ABDELGHANI,ASSAFA	HATTIESBURG, MS	Research and Teaching	360	Gen/Self
ABREU,LAUREL	CHARLOTTE, NC	Conf/Semnr/Wkshp	705	Gen/Self
ABREU,LAUREL	CHARLOTTE, NC	Conf/Semnr/Wkshp	72	Gen/Self
ABREU,LAUREL	CHARLOTTE, NC	Conf/Semnr/Wkshp	299	Gen/Self
ABREU,LAUREL	CHARLOTTE, NC	Conf/Semnr/Wkshp	117	Gen/Self
ABREU,LAUREL	CHARLOTTE, NC	Conf/Semnr/Wkshp	155	Gen/Self
Alberti	SHREVEPORT, LA	Conf/Semnr/Wkshp	1,595	Gen/Self
Alberti	SHREVEPORT, LA	Performance	1,452	Gen/Self
Alberti	LEXINGTON, KY	Performance	1,250	Gen/Self
Alberti	BAYTOWN, TX	Performance	750	Gen/Self
Alberti	SHREVEPORT, LA	Conf/Semnr/Wkshp	184	Gen/Self
Alberti	SHREVEPORT, LA	Performance	121	Gen/Self
Alberti	SAN DIEGO, CA	Performance	790	Gen/Self
Alberti	SHREVEPORT, LA	Conf/Semnr/Wkshp	890	Gen/Self
Alberti	SHREVEPORT, LA	Performance	605	Gen/Self
ALLEN,BRANDON LANE	NEW ORLEANS, LA	Conf/Semnr/Wkshp	860	Gen/Self
ALLEN,BRANDON LANE	NEW ORLEANS, LA	Conf/Semnr/Wkshp	122	Gen/Self
ALLEN,BRANDON LANE	NEW ORLEANS, LA	Conf/Semnr/Wkshp	100	Gen/Self
ALLEN,JULIAN	CONCORD, NC	Conf/Semnr/Wkshp	62	Gen/Self
ALLEN,JULIAN	WASHINGTON, DC	Other	316	Gen/Self
ALLEN,JULIAN	CONCORD, NC	Other	816	Gen/Self
ALLEN,JULIAN	HOUSTON, TX	Other	358	Gen/Self
ALLEN,JULIAN	DALLAS, TX	Other	320	Gen/Self
ALLEN,JULIAN	PENSACOLA, FL	Other	112	Gen/Self
ALLEN,JULIAN	PENSACOLA, FL	Other	659	Gen/Self
ALLEN,JULIAN	DALLAS, TX	Other	469	Gen/Self
ALLEN,JULIAN	NASHVILLE, TN	Other	474	Gen/Self
ALLEN,JULIAN	CONCORD, NC	Conf/Semnr/Wkshp	842	Gen/Self
ALLEN,JULIAN	INDIANAPOLIS ,IN	Other	652	Gen/Self
ALLEN,JULIAN	DALLAS,TX; ATLANTA, GA	Other	843	Gen/Self

**OUT-OF-STATE TRAVEL
FISCAL YEAR 2018
DRAFT Printed on 10/7/2016 9:15:11 AM**

University of Southern Mississippi (268-00)

Name of Agency

Note: All expenditures recorded on this form must be totaled and said total must agree with the out-of-state travel amount indicated for FY 2016 on Form Mbr-1, line 1.A.2.b.

Employee's Name	Destination	Purpose	Travel Cost	Funding Source
ALLEN,JULIAN	LINCOLN, NE	Other	243	Gen/Self
ALLEN,JULIAN	WASHINGTON, DC	Other	955	Gen/Self
ALLEN,JULIAN	CONCORD, NC	Other	131	Gen/Self
ALLEN,JULIAN	PENSACOLA, FL	Business Meeting	225	Gen/Self
ALLEN,JULIAN	NASHVILLE, TN	Other	13	Gen/Self
ALLEN,JULIAN	CONCORD, NC	Conf/Semnr/Wkshp	737	Gen/Self
ALLEN,JULIAN	DALLAS, TX	Other	398	Gen/Self
ALLEN,JULIAN	DALLAS, TX	Other	800	Gen/Self
ALLEN,JULIAN	GAINESVILLE, FL	Other	980	Gen/Self
ALLEN,JULIAN	DALLAS,TX; ATLANTA, GA	Other	1,073	Gen/Self
ALLEN,JULIAN	WASHINGTON, DC	Other	57	Gen/Self
ALLEN,JULIAN	CONCORD, NC	Other	46	Gen/Self
ALLEN,JULIAN	HOUSTON, TX	Other	309	Gen/Self
ALLEN,JULIAN	DALLAS, TX	Other	61	Gen/Self
ALLEN,JULIAN	DALLAS, TX	Other	61	Gen/Self
ALLEN,JULIAN	INDIANAPOLIS ,IN	Other	421	Gen/Self
ALLEN,JULIAN	DALLAS,TX; ATLANTA, GA	Other	132	Gen/Self
ALLEN,JULIAN	LINCOLN, NE	Other	60	Gen/Self
ALLEN,JULIAN	DAPHNE, AL	Conf/Semnr/Wkshp	72	Gen/Self
ALLEN,JULIAN	WASHINGTON, DC	Other	155	Gen/Self
ALLEN,JULIAN	TALAHASSEE, FL	Other	281	Gen/Self
ALLEN,JULIAN	WASHINGTON, DC	Other	442	Gen/Self
ALLEN,JULIAN	WASHINGTON, DC	Other	208	Gen/Self
ALLEN,JULIAN	HOUSTON, TX	Other	9	Gen/Self
ALLEN,JULIAN	PENSACOLA, FL	Business Meeting	3	Gen/Self
ALLEN,JULIAN	GAINESVILE, FL	Other	47	Gen/Self
ALLEN,JULIAN	DALLAS, TX	Other	15	Gen/Self
ALLEN,JULIAN	WASHINGTON, DC	Other	574	Gen/Self
ALLEN,JULIAN	PENSACOLA, FL	Other	418	Gen/Self
ALLEN,JULIAN	DALLAS, TX	Other	562	Gen/Self
ALLEN,JULIAN	DALLAS, TX	Other	222	Gen/Self

**OUT-OF-STATE TRAVEL
FISCAL YEAR 2018
DRAFT Printed on 10/7/2016 9:15:11 AM**

University of Southern Mississippi (268-00)

Name of Agency

Note: All expenditures recorded on this form must be totaled and said total must agree with the out-of-state travel amount indicated for FY 2016 on Form Mbr-1, line 1.A.2.b.

Employee's Name	Destination	Purpose	Travel Cost	Funding Source
ALLEN,JULIAN	DALLAS, TX	Other	99	Gen/Self
ALLEN,LINDA PIERCE	SAVANNAH, GA	Conf/Semnr/Wkshp	507	Gen/Self
ALLEN,LINDA PIERCE	SAVANNAH, GA	Conf/Semnr/Wkshp	97	Gen/Self
ALLEN,LINDA PIERCE	SAVANNAH, GA	Conf/Semnr/Wkshp	667	Gen/Self
ALLEN,LINDA PIERCE	SAVANNAH, GA	Conf/Semnr/Wkshp	25	Gen/Self
AMATO,KYLIE	DALLAS, TX	Conf/Semnr/Wkshp	1,323	Gen/Self
AMATO,KYLIE	DALLAS, TX	Conf/Semnr/Wkshp	166	Gen/Self
AMATO,KYLIE	DALLAS, TX	Conf/Semnr/Wkshp	42	Gen/Self
ANDERSON, RUSSELL	CANTON, MS	WORKSHOP	34	Gen/Self
ANDERSON, RUSSELL	LONG BEACH, MS	BUSINESS	34	Gen/Self
ANDERSON, RUSTY	AUSTIN, TX	CONFERENCE	449	Gen/Self
ANDERSON, RUSTY	HATTIESBURG, MS	OBSERVATION	252	Gen/Self
ANDERSON,RUSSELL B	AUSTIN, TX	Conf/Semnr/Wkshp	634	Gen/Self
ANDERSON,RUSSELL B	AUSTIN, TX	Conf/Semnr/Wkshp	101	Gen/Self
ANDERSON,RUSSELL B	AUSTIN, TX	Conf/Semnr/Wkshp	5	Gen/Self
ANGUS,KATIE	AUSTIN, TX	Conf/Semnr/Wkshp	666	Gen/Self
ANGUS,KATIE	AUSTIN, TX	Conf/Semnr/Wkshp	100	Gen/Self
ANGUS,KATIE	AUSTIN, TX	Conf/Semnr/Wkshp	262	Gen/Self
ANGUS,KATIE	AUSTIN, TX	Conf/Semnr/Wkshp	71	Gen/Self
ANGUS,KATIE	AUSTIN, TX	Conf/Semnr/Wkshp	175	Gen/Self
ANTHONY, KATHRYN	ORLANDO, FL	PERFORMANCE	1,090	Gen/Self
ANTHONY, KATHRYN	ORLANDO, FL	PERFORMANCE	(1,090)	Gen/Self
ANTHONY,KATHRYN	BIRMINGHAM, AL	Research and Teaching	92	Gen/Self
ANTHONY,KATHRYN	BIRMINGHAM, AL	Research and Teaching	86	Gen/Self
ANTHONY,KATHRYN	BIRMINGHAM, AL	Conf/Semnr/Wkshp	7	Gen/Self
ANTHONY,KATHRYN	BIRMINGHAM, AL	Research and Teaching	395	Gen/Self
ARIAIL, MARY	LAS VEGAS, NV	CONFERENCE	480	Gen/Self
ARIAIL,MARY	LAS VEGAS, NV	Conf/Semnr/Wkshp	558	Gen/Self
ARIAIL,MARY	LAS VEGAS, NV	Conf/Semnr/Wkshp	127	Gen/Self
ARIAIL,MARY	LAS VEGAS, NV	Conf/Semnr/Wkshp	413	Gen/Self
ARIAIL,MARY	LAS VEGAS, NV	Conf/Semnr/Wkshp	87	Gen/Self
ARNAU,RANDOLPH	FT LAUDERDALE, FL	Conf/Semnr/Wkshp	200	Gen/Self

OUT-OF-STATE TRAVEL
FISCAL YEAR 2018
DRAFT Printed on 10/7/2016 9:15:11 AM

University of Southern Mississippi (268-00)

Name of Agency

Note: All expenditures recorded on this form must be totaled and said total must agree with the out-of-state travel amount indicated for FY 2016 on Form Mbr-1, line 1.A.2.b.

Employee's Name	Destination	Purpose	Travel Cost	Funding Source
ARRAZATTEE, CHRISTY	LITTLE ROCK, AR	CONFERENCE	545	Gen/Self
ARRAZATTEE, CHRISTY	LITTLE ROCK, AR	CONFERENCE	86	Gen/Self
ARRAZATTEE, CHRISTY	LITTLE ROCK, AR	CONFERENCE	(545)	Gen/Self
ARRAZATTEE, CHRISTY	LITTLE ROCK, AR	CONFERENCE	(86)	Gen/Self
ARRAZATTEE, CHRISTY	CANADA	CONFERENCE	(1,436)	Gen/Self
ARRAZATTEE, CHRISTY	NEWBERN, AL	OBSERVATION	(11)	Gen/Self
ARRAZATTEE, CHRISTY	NEWBERN, AL	OBSERVATION	110	Gen/Self
ARRAZATTEE,CHRISTY	NEWBERN, AL	Business Meeting	586	Gen/Self
ARRAZATTEE,CHRISTY	NEWBERN, AL	Business Meeting	38	Gen/Self
ARRAZATTEE; FERRELL	SAVANNAH, GA	CONFERENCE	235	Gen/Self
ARRINGTON,JOAN MICHELLE	ATLANTA, GA	Conf/Semnr/Wkshp	247	Gen/Self
ARRINGTON,JOAN MICHELLE	ATLANTA, GA	Conf/Semnr/Wkshp	419	Gen/Self
ARRINGTON,JOAN MICHELLE	ATLANTA, GA	Conf/Semnr/Wkshp	27	Gen/Self
ASKEW, MARY ELLEN	SAVANNAH, GA	CONFERENCE	350	Gen/Self
ASKEW,MARY ELLEN	SAVANNAH, GA	Conf/Semnr/Wkshp	565	Gen/Self
ASKEW,MARY ELLEN	SAVANNAH, GA	Conf/Semnr/Wkshp	351	Gen/Self
ASKEW,MARY ELLEN	SAVANNAH, GA	Conf/Semnr/Wkshp	96	Gen/Self
ASPER,VERNON LOWELL	ARLINGTON, VA;ATHENS, GA	Business Meeting	62	Gen/Self
ASPER,VERNON LOWELL	ARLINGTON, VA;ATHENS, GA	Business Meeting	931	Gen/Self
ASPER,VERNON LOWELL	ARLINGTON, VA;ATHENS, GA	Business Meeting	88	Gen/Self
ATKINS, CLINT	ATLANTA, GA	SEMINAR	945	Gen/Self
ATKINS,CLINT	ATLANTA, GA	Conf/Semnr/Wkshp	614	Gen/Self
ATKINS-SAYRE, WENDY	PITTSBURGH, PA	CONFERENCE	540	Gen/Self
ATKINS-SAYRE,WENDY	PITTSBURG, PA	Conf/Semnr/Wkshp	1,197	Gen/Self
ATKINS-SAYRE,WENDY	PITTSBURG, PA	Conf/Semnr/Wkshp	816	Gen/Self
ATKINS-SAYRE,WENDY	PITTSBURG, PA	Conf/Semnr/Wkshp	250	Gen/Self
AZADBAKHT,ELENA	PITTSBURGH, PA	Conf/Semnr/Wkshp	573	Gen/Self
AZADBAKHT,ELENA	PITTSBURGH, PA	Conf/Semnr/Wkshp	349	Gen/Self
AZADBAKHT,ELENA	PITTSBURGH, PA	Conf/Semnr/Wkshp	55	Gen/Self
AZADBAKHT,ELENA	PITTSBURGH, PA	Conf/Semnr/Wkshp	290	Gen/Self

**OUT-OF-STATE TRAVEL
FISCAL YEAR 2018
DRAFT Printed on 10/7/2016 9:15:11 AM**

University of Southern Mississippi (268-00)

Name of Agency

Note: All expenditures recorded on this form must be totaled and said total must agree with the out-of-state travel amount indicated for FY 2016 on Form Mbr-1, line 1.A.2.b.

Employee's Name	Destination	Purpose	Travel Cost	Funding Source
B C,KHEM RAJ	MINNESOTA	Conf/Semnr/Wkshp	15	Gen/Self
B C,KHEM RAJ	MINNEAPOLIS, MN	Conf/Semnr/Wkshp	(750)	Gen/Self
B C,KHEM RAJ	MINNEAPOLIS, MN	Conf/Semnr/Wkshp	750	Gen/Self
BARRON,JONATHAN N	DERRY, NH	Business Meeting	305	Gen/Self
BARRON,JONATHAN N	WASHINGTON;DC;CAMBRIDGE,MA	Research and Teaching	116	Gen/Self
BARRON,JONATHAN N	DERRY, NH	Business Meeting	121	Gen/Self
BARRON,JONATHAN N	WASHINGTON;DC;CAMBRIDGE,MA	Research and Teaching	135	Gen/Self
BARRON,JONATHAN N	DERRY, NH	Business Meeting	114	Gen/Self
BARRON,JONATHAN N	WASHINGTON;DC;CAMBRIDGE,MA	Research and Teaching	351	Gen/Self
BARRON,JONATHAN N	WASHINGTON;DC;CAMBRIDGE,MA	Research and Teaching	171	Gen/Self
BARRON,JONATHAN N	AUSTIN, TX	Conf/Semnr/Wkshp	113	Gen/Self
BARRON,JONATHAN N	DERRY, NH	Conf/Semnr/Wkshp	381	Gen/Self
BARRON,JONATHAN N	AUSTIN, TX	Conf/Semnr/Wkshp	165	Gen/Self
BASS, LINDA	NEW ORLEANS, LA	CONFERENCE	1,495	Gen/Self
BASS,JERRY O	PENSACOLA, FL	Conf/Semnr/Wkshp	227	Gen/Self
BASS,JERRY O	PENSACOLA, FL	Conf/Semnr/Wkshp	165	Gen/Self
BASS,LINDA N	NEW ORLEANS, LA	Conf/Semnr/Wkshp	893	Gen/Self
BASS,LINDA N	NEW ORLEANS, LA	Conf/Semnr/Wkshp	(893)	Gen/Self
BASS,LINDA N	NEW ORLEANS, LA	Conf/Semnr/Wkshp	893	Gen/Self
BASS,LINDA N	NEW ORLEANS, LA	Conf/Semnr/Wkshp	31	Gen/Self
BASS,LINDA N	NEW ORLEANS, LA	Conf/Semnr/Wkshp	122	Gen/Self
BASS,LINDA N	NEW ORLEANS, LA	Conf/Semnr/Wkshp	146	Gen/Self
BAXTER, KRISTIE	ATLANTA, GA	CONFERENCE	525	Gen/Self
BAXTER,KRISTIE	ATLANTA, GA	Conf/Semnr/Wkshp	624	Gen/Self
BAXTER,KRISTIE	ATLANTA, GA	Conf/Semnr/Wkshp	144	Gen/Self
BAXTER,KRISTIE	ATLANTA, GA	Conf/Semnr/Wkshp	47	Gen/Self
BEARD, MARY	ATLANTA, GA	CONFERENCE	525	Gen/Self
BEARD,MARY A	TUPELO, MS	Conf/Semnr/Wkshp	258	Gen/Self
BEARD,MARY A	ATLANTA, GA	Conf/Semnr/Wkshp	614	Gen/Self
BEARD,MARY A	ATLANTA, GA	Conf/Semnr/Wkshp	144	Gen/Self

**OUT-OF-STATE TRAVEL
FISCAL YEAR 2018
DRAFT Printed on 10/7/2016 9:15:11 AM**

University of Southern Mississippi (268-00)

Name of Agency

Note: All expenditures recorded on this form must be totaled and said total must agree with the out-of-state travel amount indicated for FY 2016 on Form Mbr-1, line 1.A.2.b.

Employee's Name	Destination	Purpose	Travel Cost	Funding Source
BEARD,MARY A	ATLANTA, GA	Conf/Semnr/Wkshp	49	Gen/Self
BECK,PAUL	CHICAGO, IL	Conf/Semnr/Wkshp	271	Gen/Self
BECK,PAUL	CHICAGO, IL	Conf/Semnr/Wkshp	149	Gen/Self
BECK,PAUL	CHICAGO, IL	Conf/Semnr/Wkshp	90	Gen/Self
BECK,PAUL	CHICAGO, IL	Conf/Semnr/Wkshp	450	Gen/Self
BECTON, BRET	ORLANDO, FL	CONFERENCE	411	Gen/Self
BECTON, BRET	CHICAGO, IL	CONFERENCE	945	Gen/Self
BECTON,JOHN BRET	ORLANDO, FL	Conf/Semnr/Wkshp	855	Gen/Self
BECTON,JOHN BRET	CHICAGO, IL	Conf/Semnr/Wkshp	602	Gen/Self
BECTON,JOHN BRET	ORLANDO, FL	Conf/Semnr/Wkshp	79	Gen/Self
BECTON,JOHN BRET	CHICAGO, IL	Conf/Semnr/Wkshp	87	Gen/Self
BECTON,JOHN BRET	CHICAGO, IL	Conf/Semnr/Wkshp	298	Gen/Self
BECTON,JOHN BRET	ORLANDO, FL	Conf/Semnr/Wkshp	138	Gen/Self
BECTON,JOHN BRET	CHICAGO, IL	Conf/Semnr/Wkshp	102	Gen/Self
BELL,LUE	ATLANTA, GA	Conf/Semnr/Wkshp	1,273	Gen/Self
BENNETT, RODNEY	KERRVILLE, TX	BUSINESS	(3,520)	Gen/Self
BENNETT, RODNEY	MANASSAS, VA	BUSINESS	(5,280)	Gen/Self
BENNETT, RODNEY	DALLAS, TX	BUSINESS	(2,880)	Gen/Self
BENNETT, RODNEY	DALLAS, TX	BUSINESS	(2,960)	Gen/Self
BENNETT, RODNEY	HOUSTON, TX	BUSINESS	(2,640)	Gen/Self
BENNETT, RODNEY	BIRMINGHAM, AL	BUSINESS	(1,280)	Gen/Self
BENNETT, RODNEY	INDIANAPOLIS, IN	BUSINESS	(3,920)	Gen/Self
BENNETT, RODNEY	SPRINGFIELD, MO	BUSINESS	(5,040)	Gen/Self
BENNETT, RODNEY	WASHINGTON, DC	BUSINESS	1,600	Gen/Self
BENNETT, RODNEY	WASHINGTON, DC	BUSINESS	(4,800)	Gen/Self
BENNETT, RODNEY	TALLAHASSEE, FL	BUSINESS	1,840	Gen/Self
BENNETT, RODNEY	TALLAHASSEE, FL	BUSINESS	(1,840)	Gen/Self
BENNETT,CHARLES ALDEN III	HOUSTON, TX	Recruitment	2,880	Gen/Self
BENNETT,CHARLES ALDEN III	HOUSTON, TX	Recruitment	(2,880)	Gen/Self
BENNETT,CHARLES ALDEN III	HOUSTON, TX	Recruitment	2,030	Gen/Self

**OUT-OF-STATE TRAVEL
FISCAL YEAR 2018
DRAFT Printed on 10/7/2016 9:15:11 AM**

University of Southern Mississippi (268-00)

Name of Agency

Note: All expenditures recorded on this form must be totaled and said total must agree with the out-of-state travel amount indicated for FY 2016 on Form Mbr-1, line 1.A.2.b.

Employee's Name	Destination	Purpose	Travel Cost	Funding Source
BENNETT,CHARLES ALDEN III	TROY, AL	Recruitment	30	Gen/Self
BENNETT,CHARLES ALDEN III	HOUSTON, TX	Recruitment	90	Gen/Self
BENNETT,CHARLES ALDEN III	HOUSTON, TX	Recruitment	850	Gen/Self
BENNETT,CHARLES ALDEN III	TROY, AL	Recruitment	110	Gen/Self
BENNETT,CHARLES ALDEN III	RALEIGH, NC	Conf/Semnr/Wkshp	276	Gen/Self
BENNETT,CHARLES ALDEN III	RALEIGH, NC	Conf/Semnr/Wkshp	18	Gen/Self
BENNETT,RODNEY D	WASHINGTON, DC	Business Meeting	251	Gen/Self
BENNETT,RODNEY D	DALLAS, TX	Business Meeting	225	Gen/Self
BENNETT,RODNEY D	INDIANAPOLIS, IN	Business Meeting	367	Gen/Self
BENNETT,RODNEY D	TAMPA, FL;BOCA RATON, FL	Business Meeting	992	Gen/Self
BENNETT,RODNEY D	DALLAS, TX	Business Meeting	236	Gen/Self
BENNETT,RODNEY D	WASHINGTON, DC	Business Meeting	766	Gen/Self
BENNETT,RODNEY D	NEW YORK CITY, NY	Conf/Semnr/Wkshp	1,419	Gen/Self
BENNETT,RODNEY D	WASHINGTON, DC	Business Meeting	139	Gen/Self
BENNETT,RODNEY D	DALLAS, TX	Business Meeting	44	Gen/Self
BENNETT,RODNEY D	KENTUCKY	Performance	29	Gen/Self
BENNETT,RODNEY D	DALLAS, TX	Business Meeting	86	Gen/Self
BENNETT,RODNEY D	NEW YORK CITY, NY	Conf/Semnr/Wkshp	24	Gen/Self
BENNETT,RODNEY D	DAPHNE, AL	Business Meeting	48	Gen/Self
BENNETT,RODNEY D	KENTUCKY	Performance	846	Gen/Self
BENNETT,RODNEY D	KENTUCKY	Other	123	Gen/Self
BENNETT,RODNEY D	TAMPA, FL;BOCA RATON, FL	Business Meeting	385	Gen/Self
BENNETT,RODNEY D	DALLAS, TX	Business Meeting	400	Gen/Self
BENNETT,RODNEY D	WASHINGTON, DC	Business Meeting	31	Gen/Self
BENNETT,RODNEY D	DALLAS, TX; HATTIESBURG,MS	Business Meeting	6	Gen/Self
BENNETT,RODNEY D	HOUSTON, TX	Business Meeting	48	Gen/Self
BENNETT,RODNEY D	TAMPA, FL;BOCA RATON, FL	Business Meeting	100	Gen/Self
BENNETT,RODNEY D	DALLAS, TX	Business Meeting	24	Gen/Self

**OUT-OF-STATE TRAVEL
FISCAL YEAR 2018
DRAFT Printed on 10/7/2016 9:15:11 AM**

University of Southern Mississippi (268-00)

Name of Agency

Note: All expenditures recorded on this form must be totaled and said total must agree with the out-of-state travel amount indicated for FY 2016 on Form Mbr-1, line 1.A.2.b.

Employee's Name	Destination	Purpose	Travel Cost	Funding Source
BENNETT,RODNEY D	WASHINGTON, DC	Business Meeting	140	Gen/Self
BENNETT,RODNEY D	NEW YORK CITY, NY	Conf/Semnr/Wkshp	256	Gen/Self
BENNETT,RODNEY D	NEW YORK CITY, NY	Conf/Semnr/Wkshp	611	Gen/Self
BENNETT,RODNEY D	NEW YORK CITY, NY	Conf/Semnr/Wkshp	1,000	Gen/Self
BERRY, DANA	LAS VEGAS, NV	CONFERENCE	440	Gen/Self
BERRY, DANA	SEATTLE, WA	CONFERENCE	785	Gen/Self
BERRY, DANA	ORLANDO, FL	CONFERENCE	140	Gen/Self
BERRY, DANA	LAS VEGAS, NV	CONFERENCE	599	Gen/Self
BERRY,DANA	ORANGE BEACH, AL	Conf/Semnr/Wkshp	176	Gen/Self
BERRY,DANA	ORANGE BEACH, AL	Conf/Semnr/Wkshp	171	Gen/Self
BERRY,DANA	LAS VEGAS, NV	Conf/Semnr/Wkshp	1,046	Gen/Self
BERRY,DANA	SEATTLE, WA	Conf/Semnr/Wkshp	867	Gen/Self
BERRY,DANA	ORLANDO, FL	Conf/Semnr/Wkshp	181	Gen/Self
BERRY,DANA	LAS VEGAS, NV	Conf/Semnr/Wkshp	144	Gen/Self
BERRY,DANA	SEATTLE, WA	Conf/Semnr/Wkshp	144	Gen/Self
BERRY,DANA	ORLANDO, FL	Conf/Semnr/Wkshp	305	Gen/Self
BERRY,DANA	SEATTLE, WA	Conf/Semnr/Wkshp	521	Gen/Self
BERRY,DANA	LAS VEGAS, NV	Conf/Semnr/Wkshp	75	Gen/Self
BERRY,DANA	SEATTLE, WA	Conf/Semnr/Wkshp	81	Gen/Self
BERRY,DANA	LAS VEGAS, NV	CONFERENCE	354	Gen/Self
BERRY,DANA	LAS VEGAS, NV	CONFERENCE	354	Gen/Self
BERRY,DANA	LAS VEGAS, NV	CONFERENCE	(354)	Gen/Self
BERRY,DANA	LAS VEGAS, NV	CONFERENCE	385	Gen/Self
BERRY,DANA	LAS VEGAS, NV	CONFERENCE	(385)	Gen/Self
BERRY,DANA	LAS VEGAS, NV	CONFERENCE	(385)	Gen/Self
BERRY,DANA	LAS VEGAS, NV	CONFERENCE	385	Gen/Self
BERTRAM, DEAN	LAUREL, MS	OBSERVATION	99	Gen/Self
BLACKWELL,ANN PARKER	LONG BEACH, MS	Business Meeting	47	Gen/Self
BLACKWELL,ANN PARKER	BILOXI, MS	Conf/Semnr/Wkshp	100	Gen/Self
BLAIR, JOHN	MINNEAPOLIS, MN	CONFERENCE	614	Gen/Self
BLAIR,JOHN L	MINNEAPOLIS, MN	Conf/Semnr/Wkshp	625	Gen/Self

**OUT-OF-STATE TRAVEL
FISCAL YEAR 2018
DRAFT Printed on 10/7/2016 9:15:11 AM**

University of Southern Mississippi (268-00)

Name of Agency

Note: All expenditures recorded on this form must be totaled and said total must agree with the out-of-state travel amount indicated for FY 2016 on Form Mbr-1, line 1.A.2.b.

Employee's Name	Destination	Purpose	Travel Cost	Funding Source
BLAIR,JOHN L	MINNEAPOLIS, MN	Conf/Semnr/Wkshp	449	Gen/Self
BLAIR,JOHN L	MINNEAPOLIS, MN	Conf/Semnr/Wkshp	40	Gen/Self
BOLTON,JOEL FLETCHER	ST PETE BEACH, FL	Conf/Semnr/Wkshp	161	Gen/Self
BOLTON,JOEL FLETCHER	ST PETE BEACH, FL	Conf/Semnr/Wkshp	491	Gen/Self
BOLTON,JOEL FLETCHER	ST PETE BEACH, FL	Conf/Semnr/Wkshp	131	Gen/Self
BOLTON,JOEL FLETCHER	ST PETE BEACH, FL	Conf/Semnr/Wkshp	250	Gen/Self
BOLTON,JOEL FLETCHER	ST PETE BEACH, FL	Conf/Semnr/Wkshp	116	Gen/Self
BOLTON,JOEL FLETCHER	ST PETE BEACH, FL	Conf/Semnr/Wkshp	226	Gen/Self
BOMHOLD, CATHARINE	NATCHEZ, MS	CONFERENCE	73	Gen/Self
BOMHOLD,CATHERINE	NEW ORLEANS, LA	Conf/Semnr/Wkshp	352	Gen/Self
BOMHOLD,CATHERINE	BOSTON, MA	Conf/Semnr/Wkshp	1,049	Gen/Self
BOMHOLD,CATHERINE	BOSTON, MA	Conf/Semnr/Wkshp	328	Gen/Self
BOMHOLD,CATHERINE	BOSTON, MA	Conf/Semnr/Wkshp	84	Gen/Self
BOMHOLD,CATHERINE	BOSTON, MA	Conf/Semnr/Wkshp	430	Gen/Self
BOYD,JOSEPH CHRIS	GREENVILLE, SC	Conf/Semnr/Wkshp	293	Gen/Self
BOYD,JOSEPH CHRIS	GREENVILLE, SC	Conf/Semnr/Wkshp	567	Gen/Self
BOYD,JOSEPH CHRIS	GREENVILLE, SC	Conf/Semnr/Wkshp	150	Gen/Self
BOYER, LEMUEL	SEATTLE, WA	CONFERENCE	785	Gen/Self
BOYER,LEMUEL	SEATTLE, WA	Conf/Semnr/Wkshp	1,078	Gen/Self
BOYER,LEMUEL	SEATTLE, WA	Conf/Semnr/Wkshp	101	Gen/Self
BOYER,LEMUEL	SEATTLE, WA	Conf/Semnr/Wkshp	29	Gen/Self
BOYER,LEMUEL	SEATTLE, WA	Conf/Semnr/Wkshp	596	Gen/Self
BOYER,LEMUEL	SEATTLE, WA	Conf/Semnr/Wkshp	131	Gen/Self
BOYKINS, ANITA	ORLANDO, FL	CONFERENCE	395	Gen/Self
BOYKINS,ANITA	MIAMI GARDENS, FL	Business Meeting	504	Gen/Self
BOYKINS,ANITA	MIAMI GARDENS, FL	Business Meeting	38	Gen/Self
BOYKINS,ANITA	ORLANDO, FL	Conf/Semnr/Wkshp	926	Gen/Self
BOYKINS,ANITA	ORLANDO, FL	Conf/Semnr/Wkshp	104	Gen/Self
BOYKINS,ANITA	ORLANDO, FL	Conf/Semnr/Wkshp	344	Gen/Self
BOYKINS,ANITA	ORLANDO, FL	Conf/Semnr/Wkshp	87	Gen/Self
BRADLEY, CAROLYN	WASHINGTON, DC	CONFERENCE	275	Gen/Self

OUT-OF-STATE TRAVEL
FISCAL YEAR 2018
DRAFT Printed on 10/7/2016 9:15:11 AM

University of Southern Mississippi (268-00)

Name of Agency

Note: All expenditures recorded on this form must be totaled and said total must agree with the out-of-state travel amount indicated for FY 2016 on Form Mbr-1, line 1.A.2.b.

Employee's Name	Destination	Purpose	Travel Cost	Funding Source
BRADLEY,CAROLYN SUSANNAH	WASHINGTON, DC	Conf/Semnr/Wkshp	(300)	Gen/Self
BRADLEY,CAROLYN SUSANNAH	WASHINGTON, DC	Conf/Semnr/Wkshp	168	Gen/Self
BRADLEY,CAROLYN SUSANNAH	WASHINGTON, DC	Conf/Semnr/Wkshp	81	Gen/Self
BRADLEY,CAROLYN SUSANNAH	WASHINGTON, DC	Business Meeting	41	Gen/Self
BRADLEY,CAROLYN SUSANNAH	WASHINGTON, DC	Conf/Semnr/Wkshp	51	Gen/Self
BRANNOCK,JENNIFER	CLEVELAND, OH	Conf/Semnr/Wkshp	936	Gen/Self
BRANNOCK,JENNIFER	CLEVELAND, OH	Conf/Semnr/Wkshp	104	Gen/Self
BRANNOCK,JENNIFER	CLEVELAND, OH	Conf/Semnr/Wkshp	11	Gen/Self
BRANNOCK,JENNIFER	CLEVELAND, OH	Conf/Semnr/Wkshp	319	Gen/Self
BREGY, JOSHUA	NEW ORLEANS, LA	CONFERENCE	475	Gen/Self
BREGY,JOSHUA	NEW ORLEANS, LA	Conf/Semnr/Wkshp	55	Gen/Self
BREGY,JOSHUA	NEW ORLEANS, LA	Conf/Semnr/Wkshp	20	Gen/Self
BRENNAN,BRIAN A	PENSACOLA, FL	Recruitment	52	Gen/Self
BRENNAN,BRIAN A	NEW ORLEANS, LA	Recruitment	59	Gen/Self
BRENNAN,BRIAN A	BIRMINGHAM, AL	Recruitment	96	Gen/Self
BRENNAN,BRIAN A	BAY MINETTE, AL	Recruitment	55	Gen/Self
BRENNAN,BRIAN A	LAFAYETTE, LA	Business Meeting	50	Gen/Self
BREWER,CHRISTOPHER GLENN	DENVER, CO	Conf/Semnr/Wkshp	350	Gen/Self
BROADWAY,MEGAN	MELBOURNE, FL	Conf/Semnr/Wkshp	100	Gen/Self
BROOME, HUGH	ATLANTA, GA	CONFERENCE	520	Gen/Self
BROUARD,MARSHA	FLORIDA	Recruitment	232	Gen/Self
BROUARD,MARSHA	FLORIDA	Recruitment	710	Gen/Self
BROUARD,MARSHA	VARIOUS FLORIDA	Recruitment	163	Gen/Self
BROUARD,MARSHA	TALLAHASSEE, FL	Recruitment	220	Gen/Self
BROUARD,MARSHA	TALLAHASSEE, FL	Recruitment	130	Gen/Self
BROUARD,MARSHA	ORLANDO, FL	Recruitment	269	Gen/Self
BROUARD,MARSHA	DALLAS, HOUSTON, TX	Conf/Semnr/Wkshp	188	Gen/Self
BROUARD,MARSHA	DALLAS, HOUSTON, TX	Recruitment	279	Gen/Self
BROUARD,MARSHA	RALEIGH, NC	Conf/Semnr/Wkshp	276	Gen/Self
BROWN,GROVER JAMES	TUCSON, AZ	Conf/Semnr/Wkshp	(474)	Gen/Self

OUT-OF-STATE TRAVEL
FISCAL YEAR 2018
DRAFT Printed on 10/7/2016 9:15:11 AM

University of Southern Mississippi (268-00)

Name of Agency

Note: All expenditures recorded on this form must be totaled and said total must agree with the out-of-state travel amount indicated for FY 2016 on Form Mbr-1, line 1.A.2.b.

Employee's Name	Destination	Purpose	Travel Cost	Funding Source
BROWN,GROVER JAMES	TUCSON, AZ	Conf/Semnr/Wkshp	25	Gen/Self
BROWN,GROVER JAMES	TUCSON, AZ	Conf/Semnr/Wkshp	474	Gen/Self
BROWN,GROVER JAMES	TUCSON, AZ	Conf/Semnr/Wkshp	50	Gen/Self
BROWN,GROVER JAMES	TUCSON, AZ	Conf/Semnr/Wkshp	50	Gen/Self
BROWN,JON	HOUSTON, TX	Other	112	Gen/Self
BROWN,JORGE E	MIAMI GARDENS, FL	Business Meeting	451	Gen/Self
BROWN,JORGE E	MIAMI GARDENS, FL	Business Meeting	171	Gen/Self
BROWN,JORGE E	MIAMI GARDENS, FL	Business Meeting	38	Gen/Self
BUCHANAN, MARK	GREENWOOD, MS	BUSINESS	(1,120)	Gen/Self
BULLARD,REBEKAH	SAN DIEGO, CA	Performance	33	Gen/Self
BULLARD,REBEKAH	SAN DIEGO, CA	Conf/Semnr/Wkshp	538	Gen/Self
BULLARD,REBEKAH	SAN DIEGO, CA	Performance	70	Gen/Self
BULLARD,REBEKAH	SAN DIEGO, CA	Conf/Semnr/Wkshp	110	Gen/Self
BULLOCK, MARY	ATLANTA, GA	CONFERENCE	(1,221)	Gen/Self
BULLOCK,MARY NELL	ATLANTA, GA	Conf/Semnr/Wkshp	1,174	Gen/Self
BULLOCK,MARY NELL	ATLANTA, GA	Conf/Semnr/Wkshp	6	Gen/Self
BUNCH-CRUMP,KIMBERLY	ST LOUIS, MO	Conf/Semnr/Wkshp	375	Gen/Self
BUNCH-CRUMP,KIMBERLY	ST LOUIS, MO	Conf/Semnr/Wkshp	12	Gen/Self
BURKE, THOMAS	INDIANAPOLIS, IN	CONFERENCE	380	Gen/Self
BURKE,THOMAS	INDIANAPOLIS, IN	Conf/Semnr/Wkshp	771	Gen/Self
BURKE,THOMAS	INDIANAPOLIS, IN	Conf/Semnr/Wkshp	75	Gen/Self
BURKE,THOMAS	INDIANAPOLIS, IN	Conf/Semnr/Wkshp	459	Gen/Self
BURKE,THOMAS	INDIANAPOLIS, IN	Conf/Semnr/Wkshp	129	Gen/Self
BURKS,KIMBERLY SHAE	SANDESTIN, FL	Conf/Semnr/Wkshp	684	Gen/Self
BUTTS,MARY JANE	MOBILE, AL	Business Meeting	111	Gen/Self
CALLAIS,NICOLE ELIZABETH	PENSACOLA, FL	Conf/Semnr/Wkshp	182	Gen/Self
CAMPBELL, CHRIS	SAN FRANCISCO, CA	CONFERENCE	589	Gen/Self
CAMPBELL, CHRIS	SAN FRANCISCO, CA	CONFERENCE	322	Gen/Self
CAMPBELL, RICHARD	ATLANTA, GA	TRAINING	3,495	Gen/Self
CAMPBELL, SHANNON	BIRMINGHAM, AL	CONFERENCE	500	Gen/Self
CAMPBELL, SHANNON	FAIRFAX, VA	CONFERENCE	1,295	Gen/Self

OUT-OF-STATE TRAVEL
FISCAL YEAR 2018
DRAFT Printed on 10/7/2016 9:15:11 AM

University of Southern Mississippi (268-00)

Name of Agency

Note: All expenditures recorded on this form must be totaled and said total must agree with the out-of-state travel amount indicated for FY 2016 on Form Mbr-1, line 1.A.2.b.

Employee's Name	Destination	Purpose	Travel Cost	Funding Source
CAMPBELL,CHRISTOPHER	SAN FRANCISCO, CA	Conf/Semnr/Wkshp	565	Gen/Self
CAMPBELL,CHRISTOPHER	SAN FRANCISCO, CA	Conf/Semnr/Wkshp	79	Gen/Self
CAMPBELL,CHRISTOPHER	SAN FRANCISCO, CA	Conf/Semnr/Wkshp	53	Gen/Self
CAMPBELL,RICHARD CORY	ATLANTA, GA	Conf/Semnr/Wkshp	(1,307)	Gen/Self
CAMPBELL,RICHARD CORY	MOBILE, AL	Other	105	Gen/Self
CAMPBELL,RICHARD CORY	ATLANTA, GA	Conf/Semnr/Wkshp	1,197	Gen/Self
CAMPBELL,RICHARD CORY	ATLANTA, GA	Conf/Semnr/Wkshp	339	Gen/Self
CAMPBELL,RICHARD CORY	ATLANTA, GA	Conf/Semnr/Wkshp	110	Gen/Self
CAMPBELL,SHANNON	WASHINGTON,DC;GULFPO RT,MS	Business Meeting	876	Gen/Self
CAMPBELL,SHANNON	CARLISE BARRACKS, PA	Business Meeting	68	Gen/Self
CAMPBELL,SHANNON	WASHINGTON,DC;GULFPO RT,MS	Business Meeting	448	Gen/Self
CAMPBELL,SHANNON	CARLISE BARRACKS, PA	Business Meeting	499	Gen/Self
CAMPBELL,SHANNON	WASHINGTON,DC;GULFPO RT,MS	Business Meeting	190	Gen/Self
CAMPBELL,SHANNON	CARLISE BARRACKS, PA	Business Meeting	132	Gen/Self
CAPPER,DANIEL S	ATLANTA, GA	Conf/Semnr/Wkshp	374	Gen/Self
CAPPER,DANIEL S	ATLANTA, GA	Conf/Semnr/Wkshp	75	Gen/Self
CAPPER,DANIEL S	ATLANTA, GA	Conf/Semnr/Wkshp	214	Gen/Self
CAPPER,DANIEL S	ATLANTA, GA	Conf/Semnr/Wkshp	270	Gen/Self
CAREY,CRAIG	SAN FRANCISCO, CA	Conf/Semnr/Wkshp	1,090	Gen/Self
CAREY,CRAIG	SAN FRANCISCO, CA	Conf/Semnr/Wkshp	110	Gen/Self
CARMEAN,LANDON	CHICAGO, IL	Recruitment	259	Gen/Self
CARMEAN,LANDON	CHICAGO, IL	Conf/Semnr/Wkshp	(259)	Gen/Self
CARMEAN,LANDON	RUSTON, LA	Recruitment	146	Gen/Self
CARMEAN,LANDON	HAMMOND, LA	Recruitment	337	Gen/Self
CARMEAN,LANDON	BATON ROUGE, LA	Recruitment	691	Gen/Self
CARMEAN,LANDON	NEW ORLEANS, WOODVILLE, LA	Recruitment	173	Gen/Self
CARMEAN,LANDON	GRETNA, LA	Recruitment	167	Gen/Self
CARMEAN,LANDON	NEW ORLEANS, LA	Recruitment	375	Gen/Self
CARMEAN,LANDON	BATON ROUGE, LA	Recruitment	290	Gen/Self

OUT-OF-STATE TRAVEL
FISCAL YEAR 2018
DRAFT Printed on 10/7/2016 9:15:11 AM

University of Southern Mississippi (268-00)

Name of Agency

Note: All expenditures recorded on this form must be totaled and said total must agree with the out-of-state travel amount indicated for FY 2016 on Form Mbr-1, line 1.A.2.b.

Employee's Name	Destination	Purpose	Travel Cost	Funding Source
CARMEAN,LANDON	SHREVEPORT, LA	Recruitment	504	Gen/Self
CARMEAN,LANDON	NEW ORLEANS, MANDEVILLE,LA	Recruitment	165	Gen/Self
CARMEAN,LANDON	GRETNA, LA	Recruitment	129	Gen/Self
CARMEAN,LANDON	COVINGTON, LA	Recruitment	352	Gen/Self
CARMEAN,LANDON	HATTIESBURG,MS;SLIDEL L, LA	Recruitment	60	Gen/Self
CARMEAN,LANDON	SLIDELL, BOGALUSA, LA	Recruitment	17	Gen/Self
CARMEAN,LANDON	NEW ORLEANS, WOODVILLE, LA	Recruitment	214	Gen/Self
CARMEAN,LANDON	GRETNA, LA	Recruitment	35	Gen/Self
CARMEAN,LANDON	NEW ORLEANS, MANDEVILLE,LA	Recruitment	137	Gen/Self
CARMEAN,LANDON	GRETNA, LA	Recruitment	70	Gen/Self
CARMEAN,LANDON	NEW ORLEANS, LA	Recruitment	177	Gen/Self
CARMEAN,LANDON	COVINGTON, LA	Recruitment	103	Gen/Self
CARMEAN,LANDON	SLIDELL, LA	Recruitment	49	Gen/Self
CARMEAN,LANDON	BATON ROUGE, KENNER, LA	Recruitment	175	Gen/Self
CARMEAN,LANDON	RUSTON, LA	Recruitment	34	Gen/Self
CARMEAN,LANDON	HAMMOND, LA	Recruitment	52	Gen/Self
CARMEAN,LANDON	BATON ROUGE, LA	Recruitment	34	Gen/Self
CARMEAN,LANDON	SLIDELL, BOGALUSA, LA	Business Meeting	218	Gen/Self
CARMEAN,LANDON	NEW ORLEANS, LA	Recruitment	129	Gen/Self
CARMEAN,LANDON	BATON ROUGE, LA	Recruitment	60	Gen/Self
CARMEAN,LANDON	SHREVEPORT, LA	Recruitment	73	Gen/Self
CARMEAN,LANDON	MONROE, LA	Recruitment	302	Gen/Self
CARMEAN,LANDON	SLIDELL, LA	Recruitment	248	Gen/Self
CARMEAN,LANDON	HATTIESBURG,MS;SLIDEL L, LA	Recruitment	278	Gen/Self
CARMEAN,LANDON	BATON ROUGE, LA	Recruitment	7	Gen/Self
CARMEAN,LANDON	BATON ROUGE, LA	Recruitment	3	Gen/Self
CARMEAN,LANDON	NEW ORLEANS, MANDEVILLE,LA	Recruitment	3	Gen/Self
CARMEAN,LANDON	COVINGTON, LA	Recruitment	3	Gen/Self
CARMEAN,LANDON	CHICAGO, IL	Conf/Semnr/Wkshp	279	Gen/Self

OUT-OF-STATE TRAVEL
FISCAL YEAR 2018
DRAFT Printed on 10/7/2016 9:15:11 AM

University of Southern Mississippi (268-00)

Name of Agency

Note: All expenditures recorded on this form must be totaled and said total must agree with the out-of-state travel amount indicated for FY 2016 on Form Mbr-1, line 1.A.2.b.

Employee's Name	Destination	Purpose	Travel Cost	Funding Source
CARMEAN,LANDON	CHICAGO, IL	Conf/Semnr/Wkshp	259	Gen/Self
CARMEAN,LANDON	CHICAGO, IL	Conf/Semnr/Wkshp	86	Gen/Self
CARMEAN,LANDON	CHICAGO, IL	Conf/Semnr/Wkshp	75	Gen/Self
CARMEAN,LANDON	CHICAGO, IL	Conf/Semnr/Wkshp	259	Gen/Self
CARMEAN,LANDON	CHICAGO, IL	Conf/Semnr/Wkshp	114	Gen/Self
CARPENTER,LISA WILKS	DALLAS, TX	Conf/Semnr/Wkshp	332	Gen/Self
CARPENTER,LISA WILKS	DALLAS, TX	Conf/Semnr/Wkshp	782	Gen/Self
CARPENTER,LISA WILKS	DALLAS, TX	Conf/Semnr/Wkshp	25	Gen/Self
CARTER, MARCUS	HATTIESBURG, MS	TRAINING	2,195	Gen/Self
CARTER,JHALISA	LINTHICUM, MD	Conf/Semnr/Wkshp	729	Gen/Self
CARTER,JHALISA	LINTHICUM, MD	Conf/Semnr/Wkshp	1,016	Gen/Self
CARTER,JHALISA	LINTHICUM, MD	Conf/Semnr/Wkshp	50	Gen/Self
CASCIO, AMANDA	PHILADELPHIA, PA	TRAINING	983	Gen/Self
CASCIO, AMANDA	PHILADELPHIA, PA	TRAINING	566	Gen/Self
CASCIO,AMANDA	PHILADELPHIA, PA	Other	392	Gen/Self
CASCIO,AMANDA	PHILADELPHIA, PA	Other	157	Gen/Self
CASCIO,AMANDA	PHILADELPHIA, PA	Other	148	Gen/Self
CENEK,EOWYN	ATLANTA, GA	Other	1,107	Gen/Self
CENEK,EOWYN	ATLANTA, GA	Other	492	Gen/Self
CENEK,EOWYN	ATLANTA, GA	Business Meeting	400	Gen/Self
CHEN,GAOLE	ORLANDO, FL	Conf/Semnr/Wkshp	208	Gen/Self
CHEN,GAOLE	ORLANDO, FL	Conf/Semnr/Wkshp	432	Gen/Self
CHEN,GAOLE	ORLANDO, FL	Conf/Semnr/Wkshp	250	Gen/Self
CHEN,GAOLE	ORLANDO, FL	Conf/Semnr/Wkshp	78	Gen/Self
CHEN,GAOLE	ORLANDO, FL	Conf/Semnr/Wkshp	186	Gen/Self
CHURCH,IAN	WASHINGTON, DC	Business Meeting	1,161	Gen/Self
CHURCH,IAN	WASHINGTON, DC	Business Meeting	24	Gen/Self
CHURCH,IAN	WASHINGTON, DC	Business Meeting	846	Gen/Self
CHURCH,IAN	WASHINGTON, DC	Business Meeting	16	Gen/Self
CIMINO, HEATHER	LOUISVILLE, KY	CONFERENCE	347	Gen/Self
CIMINO,HEATHER	LOUISVILLE, KY	Conf/Semnr/Wkshp	2,352	Gen/Self
CIMINO,HEATHER	LOUISVILLE, KY	Conf/Semnr/Wkshp	(2,311)	Gen/Self

**OUT-OF-STATE TRAVEL
FISCAL YEAR 2018
DRAFT Printed on 10/7/2016 9:15:11 AM**

University of Southern Mississippi (268-00)

Name of Agency

Note: All expenditures recorded on this form must be totaled and said total must agree with the out-of-state travel amount indicated for FY 2016 on Form Mbr-1, line 1.A.2.b.

Employee's Name	Destination	Purpose	Travel Cost	Funding Source
CIMINO,HEATHER	LOUISVILLE, KY	Conf/Semnr/Wkshp	2,090	Gen/Self
CIMINO,HEATHER	LOUISVILLE, KY	Conf/Semnr/Wkshp	91	Gen/Self
CIMINO,HEATHER	LOUISVILLE, KY	Conf/Semnr/Wkshp	130	Gen/Self
CLARK, ALESHIA	WASHINGTON, DC	CONFERENCE	625	Gen/Self
CLARK,ALESHIA	NEW ORLEANS, LA	Conf/Semnr/Wkshp	812	Gen/Self
CLARK,ALESHIA	NEW ORLEANS, LA	Conf/Semnr/Wkshp	129	Gen/Self
CLARK,ALESHIA	NEW ORLEANS, LA	Conf/Semnr/Wkshp	75	Gen/Self
COBB,MICHAEL	MOBILE, AL	Business Meeting	279	Gen/Self
COBB,MICHAEL	MOBILE, AL	Business Meeting	10	Gen/Self
COLEMAN,LOREN BELLE SAXTON	LAS VEGAS, NV	Conf/Semnr/Wkshp	505	Gen/Self
COLEMAN,LOREN BELLE SAXTON	LAS VEGAS, NV	Conf/Semnr/Wkshp	327	Gen/Self
COLEMAN,LOREN BELLE SAXTON	LAS VEGAS, NV	Conf/Semnr/Wkshp	43	Gen/Self
COLEMAN,LOREN BELLE SAXTON	LAS VEGAS, NV	Conf/Semnr/Wkshp	265	Gen/Self
COLL,JAMES	NEW ORLEANS, LA	Business Meeting	130	Gen/Self
COLL,JAMES	NEW ORLEANS, LA	Business Meeting	12	Gen/Self
COLLINS,BRIAN J	NEW ORLEANS, LA	Other	117	Gen/Self
CONDIT,CHRISTOPHER	NEWPORT BCH, CA	Conf/Semnr/Wkshp	100	Gen/Self
CONDIT,CHRISTOPHER	NEWPORT BCH, CA	Conf/Semnr/Wkshp	133	Gen/Self
CONDIT,CHRISTOPHER	PTE/NEWPORT BCH, CA	Conf/Semnr/Wkshp	329	Gen/Self
CONDIT,CHRISTOPHER	NEWPORT BCH, CA	Conf/Semnr/Wkshp	72	Gen/Self
CONNER, SYD	WASHINGTON, DC	CONFERENCE	700	Gen/Self
CONNER, SYD	WASHINGTON, DC	CONFERENCE	750	Gen/Self
CONNER,J SYD	WASHINGTON, DC	Conf/Semnr/Wkshp	997	Gen/Self
CONNER,J SYD	WASHINGTON, DC	Conf/Semnr/Wkshp	1,356	Gen/Self
CONNER,J SYD	WASHINGTON, DC	Conf/Semnr/Wkshp	104	Gen/Self
CONNER,J SYD	WASHINGTON, DC	Conf/Semnr/Wkshp	97	Gen/Self
CONNER,J SYD	WASHINGTON, DC	Conf/Semnr/Wkshp	405	Gen/Self
CONNER,J SYD	WASHINGTON, DC	Conf/Semnr/Wkshp	229	Gen/Self
CONNER,J SYD	WASHINGTON, DC	Conf/Semnr/Wkshp	125	Gen/Self
CONNER,J SYD	WASHINGTON, DC	Conf/Semnr/Wkshp	142	Gen/Self

OUT-OF-STATE TRAVEL
FISCAL YEAR 2018
DRAFT Printed on 10/7/2016 9:15:11 AM

University of Southern Mississippi (268-00)

Name of Agency

Note: All expenditures recorded on this form must be totaled and said total must agree with the out-of-state travel amount indicated for FY 2016 on Form Mbr-1, line 1.A.2.b.

Employee's Name	Destination	Purpose	Travel Cost	Funding Source
COOK,CHARLES	CLARKVILLE, TN	Conf/Semnr/Wkshp	(2,020)	Gen/Self
COOK,CHARLES	CLARKVILLE, TN	Conf/Semnr/Wkshp	763	Gen/Self
COOK,CHARLES	CLARKVILLE, TN	Conf/Semnr/Wkshp	2,020	Gen/Self
COOPER,SUBRINA L	DENVER, CO	Conf/Semnr/Wkshp	853	Gen/Self
COOPER,SUBRINA L	DENVER, CO	Conf/Semnr/Wkshp	129	Gen/Self
COOPER,SUBRINA L	DENVER, CO	Conf/Semnr/Wkshp	382	Gen/Self
COOPER,SUBRINA L	SAN FRANCISCO, CA	Business Meeting	542	Gen/Self
COOPER,SUBRINA L	DENVER, CO	Conf/Semnr/Wkshp	130	Gen/Self
COOPER,SUBRINA L	AUSTIN, TX	Conf/Semnr/Wkshp	920	Gen/Self
COOPER,SUBRINA L	SAN FRANCISCO, CA	Conf/Semnr/Wkshp	1,254	Gen/Self
COOPER,SUBRINA L	AUSTIN, TX	Conf/Semnr/Wkshp	18	Gen/Self
COOPER,SUBRINA L	AUSTIN, TX	Conf/Semnr/Wkshp	577	Gen/Self
COOPER,SUBRINA L	AUSTIN, TX	Conf/Semnr/Wkshp	109	Gen/Self
COOPER,SUBRINA L	AUSTIN, TX	Conf/Semnr/Wkshp	595	Gen/Self
COURTS, JENNIFER	ST LOUIS, MO	PRESENTATION	188	Gen/Self
COURTS,JENNIFER	PITTSBURG, PA	Conf/Semnr/Wkshp	491	Gen/Self
COURTS,JENNIFER	BOSTON, MA	Conf/Semnr/Wkshp	625	Gen/Self
COURTS,JENNIFER	ST LOUIS, MO	Conf/Semnr/Wkshp	345	Gen/Self
COURTS,JENNIFER	PITTSBURG, PA	Conf/Semnr/Wkshp	78	Gen/Self
COURTS,JENNIFER	BOSTON, MA	Conf/Semnr/Wkshp	75	Gen/Self
COURTS,JENNIFER	BOSTON, MA	Conf/Semnr/Wkshp	410	Gen/Self
COURTS,JENNIFER	PITTSBURG, PA	Conf/Semnr/Wkshp	40	Gen/Self
COURTS,JENNIFER	BOSTON, MA	Conf/Semnr/Wkshp	30	Gen/Self
COURTS,JENNIFER	PITTSBURG, PA	Conf/Semnr/Wkshp	200	Gen/Self
COX, AUSTIN	ADDISON, TX	BUSINESS	(5,360)	Gen/Self
CRAIG, RICHARD	SEATTLE, WA	CONFERENCE	785	Gen/Self
CRAIG,RICHARD	SEATTLE, WA	Conf/Semnr/Wkshp	1,382	Gen/Self
CRAIG,RICHARD	SEATTLE, WA	Conf/Semnr/Wkshp	125	Gen/Self
CRAIG,RICHARD	SEATTLE, WA	Conf/Semnr/Wkshp	450	Gen/Self
CRAIG,RICHARD	SEATTLE, WA	Conf/Semnr/Wkshp	173	Gen/Self
CRAIG,VALERIE F	NEW ORLEANS, LA	Conf/Semnr/Wkshp	199	Gen/Self
CRAWFORD, DEENA	ORLANDO, FL	CONFERENCE	360	Gen/Self

**OUT-OF-STATE TRAVEL
FISCAL YEAR 2018
DRAFT Printed on 10/7/2016 9:15:11 AM**

University of Southern Mississippi (268-00)

Name of Agency

Note: All expenditures recorded on this form must be totaled and said total must agree with the out-of-state travel amount indicated for FY 2016 on Form Mbr-1, line 1.A.2.b.

Employee's Name	Destination	Purpose	Travel Cost	Funding Source
CRAWFORD,DEENA	ORLANDO, FL	Conf/Semnr/Wkshp	943	Gen/Self
CRAWFORD,DEENA	ORLANDO, FL	Conf/Semnr/Wkshp	147	Gen/Self
CRAWFORD,DEENA	ORLANDO, FL	Conf/Semnr/Wkshp	305	Gen/Self
CRAWFORD,DEENA	ORLANDO, FL	Conf/Semnr/Wkshp	224	Gen/Self
CREEL,STACY LYNETTE	NATCHEZ, MS	Conf/Semnr/Wkshp	18	Gen/Self
CREEL,STACY LYNETTE	BOSTON, MA	Conf/Semnr/Wkshp	280	Gen/Self
CREEL,STACY LYNETTE	BOSTON, MA	Conf/Semnr/Wkshp	358	Gen/Self
CREEL,STACY LYNETTE	BOSTON, MA	Conf/Semnr/Wkshp	58	Gen/Self
CREEL,STACY LYNETTE	BOSTON, MA	Conf/Semnr/Wkshp	525	Gen/Self
CRENSHAW, CHRIS	NEWPORT, RI	CONFERENCE	349	Gen/Self
CRENSHAW, CHRIS	NASHVILLE, TN	CONFERENCE	600	Gen/Self
CRISPELL JR,GARY	MINNEAPOLIS, MN	Conf/Semnr/Wkshp	(750)	Gen/Self
CRISPELL JR,GARY	MINNEAPOLIS, MN	Conf/Semnr/Wkshp	89	Gen/Self
CRISPELL JR,GARY	MINNEAPOLIS, MN	Conf/Semnr/Wkshp	661	Gen/Self
CROMWELL, JOSH	KENNESAW, GA	WORKSHOP	101	Gen/Self
CROMWELL,JOSH	KENNESAW, GA	Business Meeting	185	Gen/Self
CROMWELL,JOSH	KENNESAW, GA	Business Meeting	64	Gen/Self
CRUMBIE/WILLIAMSON	SEATTLE, WA	CONFERENCE	2,355	Gen/Self
CRUZ,VALERIE	NEW ORLEANS, LA	Conf/Semnr/Wkshp	68	Gen/Self
CULLEY, JENNIFER	CHARLESTON, SC	CONFERENCE	185	Gen/Self
CULLEY,JENNIFER	MOBILE, AL; PENSACOLA, FL	Observation	211	Gen/Self
CULLEY,JENNIFER	CHARLESTON, SC	Conf/Semnr/Wkshp	643	Gen/Self
CULLEY,JENNIFER	CHARLESTON, SC	Conf/Semnr/Wkshp	112	Gen/Self
CULLEY,JENNIFER	CHARLESTON, SC	Conf/Semnr/Wkshp	450	Gen/Self
CUMBIE,LINDA D	SEATTLE, WA	Conf/Semnr/Wkshp	224	Gen/Self
CUMBIE,LINDA D	SEATTLE, WA	Conf/Semnr/Wkshp	97	Gen/Self
CURTIS,ROBYN	AUSTIN, TX	Business Meeting	459	Gen/Self
DANFORTH,MARIE ELAINE	NASHVILLE, TN	Conf/Semnr/Wkshp	313	Gen/Self
DANFORTH,MARIE ELAINE	ATLANTA, GA	Conf/Semnr/Wkshp	142	Gen/Self
DANFORTH,MARIE ELAINE	NASHVILLE, TN	Conf/Semnr/Wkshp	76	Gen/Self

OUT-OF-STATE TRAVEL
FISCAL YEAR 2018
DRAFT Printed on 10/7/2016 9:15:11 AM

University of Southern Mississippi (268-00)

Name of Agency

Note: All expenditures recorded on this form must be totaled and said total must agree with the out-of-state travel amount indicated for FY 2016 on Form Mbr-1, line 1.A.2.b.

Employee's Name	Destination	Purpose	Travel Cost	Funding Source
DANFORTH,MARIE ELAINE	ATLANTA, GA	Conf/Semnr/Wkshp	39	Gen/Self
DANFORTH,MARIE ELAINE	NASHVILLE, TN	Conf/Semnr/Wkshp	40	Gen/Self
DANFORTH,MARIE ELAINE	NASHVILLE, TN	Conf/Semnr/Wkshp	90	Gen/Self
DAVENPORT,LESLEE	MINNEAPOLIS, MN	Conf/Semnr/Wkshp	81	Gen/Self
DAVENPORT,LESLEE	MINNEAPOLIS, MN	Conf/Semnr/Wkshp	374	Gen/Self
DAVENPORT,LESLEE	MINNEAPOLIS, MN	Conf/Semnr/Wkshp	4	Gen/Self
DAVENPORT,MCMINN	MINNEAPOLIS, MN	CONFERENCE	1,200	Gen/Self
DAVID WALKER	ARBURN, AL	CONFERENCE	125	Gen/Self
DAVIES, DAVID	CHICAGO, IL	CONFERENCE	297	Gen/Self
DAVIES,DAVID R	NATCHEZ, MS	Conf/Semnr/Wkshp	157	Gen/Self
DAVIES,DAVID R	NATCHEZ, MS	Conf/Semnr/Wkshp	40	Gen/Self
DAVIES,DAVID R	CHICAGO, IL	Conf/Semnr/Wkshp	609	Gen/Self
DAVIES,DAVID R	CHICAGO, IL	Business Meeting	594	Gen/Self
DAVIES,DAVID R	CHICAGO, IL	Business Meeting	510	Gen/Self
DAVIES,DAVID R	CHICAGO, IL	Conf/Semnr/Wkshp	141	Gen/Self
DAVIES,DAVID R	CHICAGO, IL	Business Meeting	15	Gen/Self
DAVIES,DAVID R	CHICAGO, IL	Business Meeting	30	Gen/Self
DAVIES,DAVID R	CHICAGO, IL	Business Meeting	363	Gen/Self
DAVIES,DAVID R	CHICAGO, IL	Business Meeting	323	Gen/Self
DAVIES,DAVID R	CHICAGO, IL	Conf/Semnr/Wkshp	13	Gen/Self
DAVIES,DAVID R	CHICAGO, IL	Business Meeting	101	Gen/Self
DAVIES,DAVID R	CHICAGO, IL	Business Meeting	59	Gen/Self
DAVIES,DAVID R	CHICAGO, IL	Conf/Semnr/Wkshp	108	Gen/Self
DAVIES,DAVID R	OKLAHOMA CITY, OK	Conf/Semnr/Wkshp	766	Gen/Self
DAVIES,DAVID R	PANAMA CITY, FL	Conf/Semnr/Wkshp	707	Gen/Self
DAVIES,DAVID R	CHICAGO, IL	Conf/Semnr/Wkshp	115	Gen/Self
DAVIES,DAVID R	OKLAHOMA CITY, OK	Conf/Semnr/Wkshp	141	Gen/Self
DAVIES,DAVID R	PANAMA CITY, FL	Conf/Semnr/Wkshp	51	Gen/Self
DAVIES,DAVID R	CHICAGO, IL	Conf/Semnr/Wkshp	236	Gen/Self
DAVIES,DAVID R	OKLAHOMA CITY, OK	Conf/Semnr/Wkshp	324	Gen/Self
DAVIES,DAVID R	CHICAGO, IL	Conf/Semnr/Wkshp	37	Gen/Self

OUT-OF-STATE TRAVEL
FISCAL YEAR 2018
DRAFT Printed on 10/7/2016 9:15:11 AM

University of Southern Mississippi (268-00)

Name of Agency

Note: All expenditures recorded on this form must be totaled and said total must agree with the out-of-state travel amount indicated for FY 2016 on Form Mbr-1, line 1.A.2.b.

Employee's Name	Destination	Purpose	Travel Cost	Funding Source
DAVIES,DAVID R	OKLAHOMA CITY, OK	Conf/Semnr/Wkshp	91	Gen/Self
DAVIES,DAVID R	OKLAHOMA CITY, OK	Conf/Semnr/Wkshp	345	Gen/Self
DAVIES,DAVID R	PANAMA CITY, FL	Conf/Semnr/Wkshp	30	Gen/Self
DAVIS,SHEILA	WILLIAMSBURG, VA	Conf/Semnr/Wkshp	380	Gen/Self
DAVIS,SHEILA	WILLIAMSBURG, VA	Conf/Semnr/Wkshp	173	Gen/Self
DE CRUZ,MATTHEW ANTHONY	SAN DIEGO, CA	Conf/Semnr/Wkshp	336	Gen/Self
DE CRUZ,MATTHEW ANTHONY	SAN DIEGO, CA	Conf/Semnr/Wkshp	304	Gen/Self
DE CRUZ,MATTHEW ANTHONY	SAN DIEGO, CA	Conf/Semnr/Wkshp	110	Gen/Self
DEAN, JACK	HATTIESBURG, MS	BUSINESS	100	Gen/Self
DEAN, JACK	HATTIESBURG, MS	BUSINESS	400	Gen/Self
DEARBORN,MASON ALLEN	CHICAGO, IL	Recruitment	74	Gen/Self
DEARBORN,MASON ALLEN	CHICAGO, IL	Recruitment	206	Gen/Self
DEARBORN,MASON ALLEN	CHICAGO, IL	Recruitment	60	Gen/Self
Def Chrg Conf & Regis Fees			50	Gen/Self
Departmental Deposit	N/A	N/A	(10,316)	Gen/Self
DEVERGE TALAVERA,CITLALI	WASHINGTON, DC	Conf/Semnr/Wkshp	99	Gen/Self
DEVERGE TALAVERA,CITLALI	WASHINGTON, DC	Conf/Semnr/Wkshp	68	Gen/Self
DEVERGE TALAVERA,CITLALI	DENVER, CO	Conf/Semnr/Wkshp	250	Gen/Self
DEVERGE TALAVERA,CITLALI	WASHINGTON, DC	Conf/Semnr/Wkshp	50	Gen/Self
DICKSON,LEADON DENISE	ATLANTA, GA	Conf/Semnr/Wkshp	100	Gen/Self
DING,JIU	EAST LANSING, MI	Conf/Semnr/Wkshp	131	Gen/Self
DING,JIU	NEW ORLEANS, LA	Other	140	Gen/Self
DING,JIU	EAST LANSING, MI	Conf/Semnr/Wkshp	343	Gen/Self
DING,JIU	EAST LANSING, MI	Conf/Semnr/Wkshp	25	Gen/Self
DING,JIU	KANSAS CITY, MO	Conf/Semnr/Wkshp	30	Gen/Self
DING,JIU	ATHENS, GA	Conf/Semnr/Wkshp	184	Gen/Self
DING,JIU	ATHENS, GA	Conf/Semnr/Wkshp	51	Gen/Self
DING,JIU	ATHENS, GA	Conf/Semnr/Wkshp	80	Gen/Self

OUT-OF-STATE TRAVEL
FISCAL YEAR 2018
DRAFT Printed on 10/7/2016 9:15:11 AM

University of Southern Mississippi (268-00)

Name of Agency

Note: All expenditures recorded on this form must be totaled and said total must agree with the out-of-state travel amount indicated for FY 2016 on Form Mbr-1, line 1.A.2.b.

Employee's Name	Destination	Purpose	Travel Cost	Funding Source
DJ SHUTTLE & TOUR SERVICE INC	JACKSON, MS	Presentation	320	Gen/Self
DOAN, ROBERT	ST. LOUIS, MO	CONFERENCE	(1,304)	Gen/Self
DOAN, ROBERT	ATLANTA, GA	CONFERENCE	(946)	Gen/Self
DOAN, ROBERT	ATLANTA, GA	CONFERENCE	(350)	Gen/Self
DOAN, ROBERT	ATLANTA, GA	CONFERENCE	(520)	Gen/Self
DOAN, ROBERT	ATLANTA, GA	CONFERENCE	(476)	Gen/Self
DOAN, ROBERT	ATLANTA, GA	CONFERENCE	476	Gen/Self
DOAN,ROBERT	ST LOUIS, MO	Conf/Semnr/Wkshp	992	Gen/Self
DOAN,ROBERT	ATLANTA, GA	Conf/Semnr/Wkshp	313	Gen/Self
DOAN,ROBERT	ST LOUIS, MO	Conf/Semnr/Wkshp	508	Gen/Self
DOAN,ROBERT	ATLANTA, GA	Conf/Semnr/Wkshp	437	Gen/Self
DOAN,ROBERT	ATLANTA, GA	Conf/Semnr/Wkshp	350	Gen/Self
DOLBOW,DAVID	MOSELLE, MS	Business Meeting	132	Gen/Self
DONOHOE,KATIE	HOUSTON, TX	Recruitment	473	Gen/Self
DONOHOE,KATIE	HOUSTON, TX	Recruitment	737	Gen/Self
DONOHOE,KATIE	HOUSTON, TX	Recruitment	473	Gen/Self
DONOHOE,KATIE	HOUSTON, TX	Recruitment	184	Gen/Self
DONOHOE,KATIE	HOUSTON, TX	Recruitment	742	Gen/Self
DONOHOE,KATIE	HOUSTON, TX	Recruitment	475	Gen/Self
DONOHOE,KATIE	HOUSTON, TX	Recruitment	100	Gen/Self
DONOHOE,KATIE	HOUSTON, TX	Recruitment	70	Gen/Self
DONOHOE,KATIE	HOUSTON, TX	Recruitment	252	Gen/Self
DONOHOE,KATIE	HOUSTON, TX	Recruitment	44	Gen/Self
DONOHOE,KATIE	HOUSTON, TX	Recruitment	5	Gen/Self
DONOHOE,KATIE	HOUSTON, TX	Recruitment	44	Gen/Self
DORNAN, ERIN	ORLANDO, FL	CONFERENCE	545	Gen/Self
DORNAN,ERIN	ORLANDO, FL	Conf/Semnr/Wkshp	1,107	Gen/Self
DORNAN,ERIN	ORLANDO, FL	Conf/Semnr/Wkshp	135	Gen/Self
DORNAN,ERIN	ORLANDO, FL	Conf/Semnr/Wkshp	287	Gen/Self
DORNAN,ERIN	ORLANDO, FL	Conf/Semnr/Wkshp	99	Gen/Self
DOSSETT,SCOTT	STARKVILLE, MS	Business Meeting	25	Gen/Self

**OUT-OF-STATE TRAVEL
FISCAL YEAR 2018
DRAFT Printed on 10/7/2016 9:15:11 AM**

University of Southern Mississippi (268-00)

Name of Agency

Note: All expenditures recorded on this form must be totaled and said total must agree with the out-of-state travel amount indicated for FY 2016 on Form Mbr-1, line 1.A.2.b.

Employee's Name	Destination	Purpose	Travel Cost	Funding Source
DOSSETT,SCOTT	STARKVILLE, MS	Business Meeting	200	Gen/Self
DOUGLAS, DEANNA	SHREVEPORT, LA	BUSINESS	300	Gen/Self
DRISKELL,CHAD	AUSTIN, TX;OC.SPRINGS, MS	Business Meeting	150	Gen/Self
DRISKELL,CHAD	WASHINGTON, DC	Observation	251	Gen/Self
DRISKELL,CHAD	WASHINGTON, DC	Business Meeting	251	Gen/Self
DRISKELL,CHAD	AUSTIN, TX;OC.SPRINGS, MS	Business Meeting	845	Gen/Self
DRISKELL,CHAD	WASHINGTON, DC	Observation	997	Gen/Self
DRISKELL,CHAD	WASHINGTON, DC	Observation	766	Gen/Self
DRISKELL,CHAD	WASHINGTON, DC	Business Meeting	58	Gen/Self
DRISKELL,CHAD	WASHINGTON, DC	Observation	521	Gen/Self
DRISKELL,CHAD	WASHINGTON, DC	Business Meeting	294	Gen/Self
DRISKELL,CHAD	AUSTIN, TX;OC.SPRINGS, MS	Business Meeting	360	Gen/Self
DRISKELL,CHAD	WASHINGTON, DC	Business Meeting	464	Gen/Self
DRISKELL,CHAD	AUSTIN, TX;OC.SPRINGS, MS	Business Meeting	96	Gen/Self
DRISKELL,CHAD	WASHINGTON, DC	Observation	171	Gen/Self
DRISKELL,CHAD	AUSTIN, TX	Business Meeting	475	Gen/Self
DUAN,XIAOJIE	NATCHEZ, MS	Conf/Semnr/Wkshp	271	Gen/Self
DUAN,XIAOJIE	BOSTON, MA	Conf/Semnr/Wkshp	300	Gen/Self
DUAN,XIAOJIE	ORLANDO, FL	Conf/Semnr/Wkshp	395	Gen/Self
DUAN,XIAOJIE	6/27/2016	Conf/Semnr/Wkshp	75	Gen/Self
DUAN,XIAOJIE	ORLANDO, FL	Conf/Semnr/Wkshp	30	Gen/Self
DUAN,XIAOJIE	BOSTON, MA	Conf/Semnr/Wkshp	200	Gen/Self
DYESS,WHITNEY	SUMMIT, MS; BAY MINETTE,AL	Recruitment	105	Gen/Self
DYESS,WHITNEY	CHARLOTTE, NC; ATLANTA, GA	Conf/Semnr/Wkshp	276	Gen/Self
EASTERWOOD, ALLYSON	ASHEVILLE, NC	CONFERENCE	475	Gen/Self
EASTERWOOD,ALLYSON GOODWIN	STENNIS, MS	Business Meeting	87	Gen/Self
EASTERWOOD,ALLYSON GOODWIN	JACKSON, MS	Business Meeting	183	Gen/Self
EASTERWOOD,ALLYSON GOODWIN	JACKSON, MS	Business Meeting	106	Gen/Self

**OUT-OF-STATE TRAVEL
FISCAL YEAR 2018
DRAFT Printed on 10/7/2016 9:15:11 AM**

University of Southern Mississippi (268-00)

Name of Agency

Note: All expenditures recorded on this form must be totaled and said total must agree with the out-of-state travel amount indicated for FY 2016 on Form Mbr-1, line 1.A.2.b.

Employee's Name	Destination	Purpose	Travel Cost	Funding Source
EASTERWOOD,ALLYSON GOODWIN	MYRTLE BEACH, SC	Conf/Semnr/Wkshp	540	Gen/Self
EASTERWOOD,ALLYSON GOODWIN	ASHEVILLE, NC	Conf/Semnr/Wkshp	247	Gen/Self
EASTERWOOD,ALLYSON GOODWIN	ASHEVILLE, NC	Conf/Semnr/Wkshp	913	Gen/Self
EASTERWOOD,ALLYSON GOODWIN	MYRTLE BEACH, SC	Conf/Semnr/Wkshp	109	Gen/Self
EASTERWOOD,ALLYSON GOODWIN	ASHEVILLE, NC	Conf/Semnr/Wkshp	569	Gen/Self
EASTERWOOD,ALLYSON GOODWIN	MYRTLE BEACH, SC	Conf/Semnr/Wkshp	329	Gen/Self
EASTERWOOD,ALLYSON GOODWIN	MYRTLE BEACH, SC	Conf/Semnr/Wkshp	142	Gen/Self
ELLIOTT,ROWENA W	AUSTIN, TX	Conf/Semnr/Wkshp	354	Gen/Self
ELLIOTT,ROWENA W	AUSTIN, TX	Conf/Semnr/Wkshp	139	Gen/Self
ELLIOTT,ROWENA W	AUSTIN, TX	Conf/Semnr/Wkshp	463	Gen/Self
ELLIOTT,ROWENA W	AUSTIN, TX	Conf/Semnr/Wkshp	28	Gen/Self
EVERIDGE, KAYCEE	CHICAGO, IL	CONFERENCE	405	Gen/Self
EVERIDGE,KAYCEE	CHICAGO, IL	Conf/Semnr/Wkshp	1,024	Gen/Self
EVERIDGE,KAYCEE	CHICAGO, IL	Conf/Semnr/Wkshp	98	Gen/Self
EVERIDGE,KAYCEE	CHICAGO, IL	Conf/Semnr/Wkshp	60	Gen/Self
FALER,MARTHA	AUSTIN, TX	Conf/Semnr/Wkshp	45	Gen/Self
FALER,MARTHA	ORLANDO, FL	Conf/Semnr/Wkshp	568	Gen/Self
FALER,MARTHA	ORLANDO, FL	Conf/Semnr/Wkshp	645	Gen/Self
FARRELL, MARY BETH	NEW ORLEANS, LA	CONFERENCE	1,241	Gen/Self
FEIG,DANIEL	DALLAS, TX	Conf/Semnr/Wkshp	1,675	Gen/Self
FEIG,DANIEL	DALLAS, TX	Conf/Semnr/Wkshp	68	Gen/Self
FEIG,DANIEL	DALLAS, TX	Conf/Semnr/Wkshp	28	Gen/Self
FEIG,GARRISON,BASIL	DALLAS, TX	CONFERENCE	825	Gen/Self
FENDLEY,SETH	LAS VEGAS, NV	Conf/Semnr/Wkshp	64	Gen/Self
FENDLEY,SETH	LAS VEGAS, NV	Conf/Semnr/Wkshp	336	Gen/Self
FENNELL,DANA	CHICAGO, IL	Conf/Semnr/Wkshp	373	Gen/Self
FENNELL,DANA	CHICAGO, IL	Conf/Semnr/Wkshp	183	Gen/Self
FENNELL,DANA	CHICAGO, IL	Conf/Semnr/Wkshp	144	Gen/Self
FERGUSON, MARK	WASHINGTON, DC	CONFERENCE	474	Gen/Self

OUT-OF-STATE TRAVEL
FISCAL YEAR 2018
DRAFT Printed on 10/7/2016 9:15:11 AM

University of Southern Mississippi (268-00)

Name of Agency

Note: All expenditures recorded on this form must be totaled and said total must agree with the out-of-state travel amount indicated for FY 2016 on Form Mbr-1, line 1.A.2.b.

Employee's Name	Destination	Purpose	Travel Cost	Funding Source
FERGUSON, MARK	LAS VEGAS, NV	CONFERENCE	1,099	Gen/Self
FERGUSON, MARK P	WASHINGTON, DC	Conf/Semnr/Wkshp	1,635	Gen/Self
FERGUSON, MARK P	WASHINGTON, DC	Conf/Semnr/Wkshp	78	Gen/Self
FERGUSON, MARK P	WASHINGTON, DC	Conf/Semnr/Wkshp	131	Gen/Self
FILIZ, SUKRIYE ELIF	SAN FRANCISCO, CA	Conf/Semnr/Wkshp	957	Gen/Self
FILIZ, SUKRIYE ELIF	NEW ORLEANS, LA	Conf/Semnr/Wkshp	452	Gen/Self
FILIZ, SUKRIYE ELIF	NEW ORLEANS, LA	Conf/Semnr/Wkshp	129	Gen/Self
FILIZ, SUKRIYE ELIF	SAN FRANCISCO, CA	Conf/Semnr/Wkshp	834	Gen/Self
FILIZ, SUKRIYE ELIF	SAN FRANCISCO, CA	Conf/Semnr/Wkshp	234	Gen/Self
FILIZ, SUKRIYE ELIF	NEW ORLEANS, LA	Conf/Semnr/Wkshp	90	Gen/Self
FILIZ, SUKRIYE ELIF	NEW ORLEANS, LA	Conf/Semnr/Wkshp	200	Gen/Self
FISHER, DIANE	LAS VEGAS, NV	CONFERENCE	335	Gen/Self
FISHER, DIANE J	LAS VEGAS, NV	Conf/Semnr/Wkshp	692	Gen/Self
FITTS, WYNDE	NEW ORLEANS, LA	CONFERENCE	(159)	Gen/Self
FITTS, WYNDE	NEW ORLEANS, LA	CONFERENCE	2,544	Gen/Self
FITTS, WYNDE	CHICAGO, IL	Conf/Semnr/Wkshp	200	Gen/Self
FITTS, WYNDE	CHICAGO, IL	Conf/Semnr/Wkshp	52	Gen/Self
FITTS, WYNDE	CHICAGO, IL	Conf/Semnr/Wkshp	56	Gen/Self
FLETCHER, STACY	TUCSON, AZ	CONFERENCE	325	Gen/Self
FLETCHER, STACY REISCHMAN	TUCSON, AZ	Business Meeting	854	Gen/Self
FLETCHER, STACY REISCHMAN	TUCSON, AZ	Business Meeting	80	Gen/Self
FLETCHER, STACY REISCHMAN	TUCSON, AZ	Business Meeting	54	Gen/Self
FLETCHER, STACY REISCHMAN	TUCSON, AZ	Business Meeting	164	Gen/Self
FLETCHER, STACY REISCHMAN	ST LOUIS, MO	Conf/Semnr/Wkshp	1,185	Gen/Self
FLETCHER, STACY REISCHMAN	ST LOUIS, MO	Conf/Semnr/Wkshp	16	Gen/Self
FLETCHER, STACY REISCHMAN	TUCSON, AZ	Conf/Semnr/Wkshp	528	Gen/Self
FLETCHER, STACY REISCHMAN	ST LOUIS, MO	Conf/Semnr/Wkshp	492	Gen/Self
FLETCHER, STACY REISCHMAN	ST LOUIS, MO	Conf/Semnr/Wkshp	109	Gen/Self

OUT-OF-STATE TRAVEL
FISCAL YEAR 2018
DRAFT Printed on 10/7/2016 9:15:11 AM

University of Southern Mississippi (268-00)

Name of Agency

Note: All expenditures recorded on this form must be totaled and said total must agree with the out-of-state travel amount indicated for FY 2016 on Form Mbr-1, line 1.A.2.b.

Employee's Name	Destination	Purpose	Travel Cost	Funding Source
FLYNN,ELIZABETH R	SAINT SIMONS ISLAND, GA	Conf/Semnr/Wkshp	478	Gen/Self
FLYNN,ELIZABETH R	SAINT SIMONS ISLAND, GA	Conf/Semnr/Wkshp	623	Gen/Self
FLYNN,ELIZABETH R	SAINT SIMONS ISLAND, GA	Conf/Semnr/Wkshp	295	Gen/Self
FOLLETT,WESTLEY N	KALAMAZOO, MI	Conf/Semnr/Wkshp	111	Gen/Self
FOLLETT,WESTLEY N	SOUTH BEND,IN	Conf/Semnr/Wkshp	300	Gen/Self
FOLLETT,WESTLEY N	KALAMAZOO, MI	Conf/Semnr/Wkshp	163	Gen/Self
FOLLETT,WESTLEY N	SOUTH BEND,IN	Conf/Semnr/Wkshp	329	Gen/Self
FOLLETT,WESTLEY N	KALAMAZOO, MI	Conf/Semnr/Wkshp	380	Gen/Self
FOLLETT,WESTLEY N	KALAMAZOO, MI	Conf/Semnr/Wkshp	145	Gen/Self
FONDER-SOLANO,LEAH	NEW ORLEANS, LA	Conf/Semnr/Wkshp	122	Gen/Self
FOREMAN,CHRISTINA	MINNEAPOLIS, MN	Conf/Semnr/Wkshp	71	Gen/Self
FOREMAN,CHRISTINA	MINNEAPOLIS, MN	Conf/Semnr/Wkshp	374	Gen/Self
FOREMAN,CHRISTINA	MINNEAPOLIS, MN	Conf/Semnr/Wkshp	4	Gen/Self
FOREST,DANIELLE	MINNEAPOLIS, MN	Conf/Semnr/Wkshp	250	Gen/Self
FOREST,DANIELLE	MINNEAPOLIS, MN	Conf/Semnr/Wkshp	328	Gen/Self
FOREST,DANIELLE	MINNEAPOLIS, MN	Conf/Semnr/Wkshp	122	Gen/Self
FORSTER,MICHAEL D	NEW ORLEANS, LA	Conf/Semnr/Wkshp	50	Gen/Self
FORSTER,MICHAEL D	MEMPHIS, TN	Conf/Semnr/Wkshp	345	Gen/Self
FORSTER,MICHAEL D	NEW ORLEANS, LA	Conf/Semnr/Wkshp	122	Gen/Self
FORSTER,MICHAEL D	NEW ORLEANS, LA	Conf/Semnr/Wkshp	180	Gen/Self
FOSTER,JAMYE	CHICAGO, IL	Conf/Semnr/Wkshp	920	Gen/Self
FOSTER,JAMYE	CHICAGO, IL	Conf/Semnr/Wkshp	117	Gen/Self
FULLER, GREGORY	PORTLAND, OR	PERFORMANCE	5,000	Gen/Self
GALVAN, GERARDO	HATTIESBURG, MS	TRAINING	3,695	Gen/Self
GARBEE, JEANNENE	ARBURN, AL	CONFERENCE	125	Gen/Self
GARLAND,CHRISTOPHER	HARTFORD, CT	Conf/Semnr/Wkshp	179	Gen/Self
GARLAND,CHRISTOPHER	NEW ORLEANS, LA	Conf/Semnr/Wkshp	25	Gen/Self
GARLAND,CHRISTOPHER	HARTFORD, CT	Conf/Semnr/Wkshp	170	Gen/Self
GARLAND,CHRISTOPHER	NEW ORLEANS, LA	Conf/Semnr/Wkshp	125	Gen/Self
GARRISON, SCOTT	DALLAS, TX	CONFERENCE	237	Gen/Self
GARRISON,SCOTT	DALLAS, TX	Conf/Semnr/Wkshp	563	Gen/Self

OUT-OF-STATE TRAVEL
FISCAL YEAR 2018
DRAFT Printed on 10/7/2016 9:15:11 AM

University of Southern Mississippi (268-00)

Name of Agency

Note: All expenditures recorded on this form must be totaled and said total must agree with the out-of-state travel amount indicated for FY 2016 on Form Mbr-1, line 1.A.2.b.

Employee's Name	Destination	Purpose	Travel Cost	Funding Source
GATES, KAYLA	PHILADELPHIA, PA	TRAINING	983	Gen/Self
GATES, KAYLA	PHILADELPHIA, PA	TRAINING	566	Gen/Self
GATES, KAYLA	PHILADELPHIA, PA	Other	392	Gen/Self
GATES, KAYLA	PHILADELPHIA, PA	Other	50	Gen/Self
GAUT, MARCUS M	MARION, IN	Conf/Semnr/Wkshp	479	Gen/Self
GAUT, MARCUS M	NEW ORLEANS, LA	Conf/Semnr/Wkshp	49	Gen/Self
GAUT, MARCUS M	MARION, IN	Conf/Semnr/Wkshp	321	Gen/Self
GAUT, MARCUS M	MARION, IN	Conf/Semnr/Wkshp	415	Gen/Self
GAUT, MARCUS M	MARION, IN	Conf/Semnr/Wkshp	450	Gen/Self
GAUT, MARCUS M	NEW ORLEANS, LA	Conf/Semnr/Wkshp	75	Gen/Self
GEHLAWAT, MONIKA	GREENVILLE, SC	Conf/Semnr/Wkshp	689	Gen/Self
GEHLAWAT, MONIKA	GREENVILLE, SC	Conf/Semnr/Wkshp	376	Gen/Self
GEHLAWAT, MONIKA	GREENVILLE, SC	Conf/Semnr/Wkshp	135	Gen/Self
GEISZ-EVERSON, MARJORIE	WASHINGTON, DC	Conf/Semnr/Wkshp	1,939	Gen/Self
GEISZ-EVERSON, MARJORIE	WASHINGTON, DC	Conf/Semnr/Wkshp	340	Gen/Self
GEISZ-EVERSON, MARJORIE	WASHINGTON, DC	Conf/Semnr/Wkshp	110	Gen/Self
GEISZ-EVERSON, MARJORIE	WASHINGTON, DC	Conf/Semnr/Wkshp	460	Gen/Self
GEORGE, JEFFREY RANDOLPH	DALLAS, TX	Business Meeting	650	Gen/Self
GEORGE, JEFFREY RANDOLPH	DALLAS, TX	Observation	(650)	Gen/Self
GEORGE, JEFFREY RANDOLPH	WASHINGTON, DC	Business Meeting	285	Gen/Self
GEORGE, JEFFREY RANDOLPH	DALLAS, TX	Observation	424	Gen/Self
GEORGE, JEFFREY RANDOLPH	DALLAS, TX	Observation	4	Gen/Self
GEORGE, JEFFREY RANDOLPH	DALLAS, TX	Observation	54	Gen/Self
GEORGE, JEFFREY RANDOLPH	DALLAS, TX	Observation	222	Gen/Self
GEORGE, KYLE	CHARLOTTE, NC	Performance	(650)	Gen/Self
GEORGE, KYLE	CHARLOTTE, NC	Performance	650	Gen/Self
GEORGE, KYLE	DAYTONA BCH, FL	Performance	3,750	Gen/Self
GEORGE, KYLE	CHESTERFIELD, VA	Performance	516	Gen/Self

**OUT-OF-STATE TRAVEL
FISCAL YEAR 2018
DRAFT Printed on 10/7/2016 9:15:11 AM**

University of Southern Mississippi (268-00)

Name of Agency

Note: All expenditures recorded on this form must be totaled and said total must agree with the out-of-state travel amount indicated for FY 2016 on Form Mbr-1, line 1.A.2.b.

Employee's Name	Destination	Purpose	Travel Cost	Funding Source
GEORGE,KYLE	CHARLOTTE, NC	Performance	650	Gen/Self
GHOLSON,BOB	PTE/SAN FRANCISCO, CA	Conf/Semnr/Wkshp	794	Gen/Self
GIBBS,SHERRHONDA	SAN DIEGO, CA	Conf/Semnr/Wkshp	1,491	Gen/Self
GIBBS,SHERRHONDA	SAN DIEGO, CA	Conf/Semnr/Wkshp	264	Gen/Self
GIBBS,SHERRHONDA	SAN DIEGO, CA	Conf/Semnr/Wkshp	195	Gen/Self
GIBBS,SHERRHONDA	SAN DIEGO, CA	Conf/Semnr/Wkshp	550	Gen/Self
GILBERT, FAYE	ORLANDO, FL	CONFERENCE	489	Gen/Self
GILBERT,FAYE	ORLANDO, FL	Conf/Semnr/Wkshp	310	Gen/Self
GILBERT,FAYE	ASHEVILLE, NC	Conf/Semnr/Wkshp	90	Gen/Self
GILBERT,FAYE	MIAMI, FL	Conf/Semnr/Wkshp	749	Gen/Self
GILBERT,FAYE	BOSTON, MA	Business Meeting	1,466	Gen/Self
GILBERT,FAYE	ORLANDO, FL	Conf/Semnr/Wkshp	79	Gen/Self
GILBERT,FAYE	ASHEVILLE, NC	Conf/Semnr/Wkshp	81	Gen/Self
GILBERT,FAYE	MIAMI, FL	Conf/Semnr/Wkshp	73	Gen/Self
GILBERT,FAYE	BOSTON, MA	Business Meeting	79	Gen/Self
GILBERT,FAYE	ASHEVILLE, NC	Conf/Semnr/Wkshp	856	Gen/Self
GILBERT,FAYE	MIAMI, FL	Conf/Semnr/Wkshp	292	Gen/Self
GILBERT,FAYE	BOSTON, MA	Business Meeting	384	Gen/Self
GILBERT,FAYE	ORLANDO, FL	Conf/Semnr/Wkshp	234	Gen/Self
GILBERT,FAYE	ASHEVILLE, NC	Conf/Semnr/Wkshp	170	Gen/Self
GILBERT,FAYE	MIAMI, FL	Conf/Semnr/Wkshp	118	Gen/Self
GILBERT,FAYE	BOSTON, MA	Business Meeting	55	Gen/Self
GILBERT,FAYE	BOSTON, MA	Business Meeting	1,295	Gen/Self
GILL,JACK	WASHINGTON, DC	Other	137	Gen/Self
GILL,JACK	CONCORD, NC	Other	138	Gen/Self
GILL,JACK	DALLAS, TX; HATTIESBURG,MS	Business Meeting	76	Gen/Self
GILL,JACK	PENSACOLA, FL	Other	112	Gen/Self
GILL,JACK	ADDISON, TX	Other	82	Gen/Self
GILL,JACK	DALLAS, TX	Other	76	Gen/Self
GILL,JACK	NASHVILLE, TN	Other	86	Gen/Self
GILL,JACK	CONCORD, NC	Conf/Semnr/Wkshp	164	Gen/Self

OUT-OF-STATE TRAVEL
FISCAL YEAR 2018
DRAFT Printed on 10/7/2016 9:15:11 AM

University of Southern Mississippi (268-00)

Name of Agency

Note: All expenditures recorded on this form must be totaled and said total must agree with the out-of-state travel amount indicated for FY 2016 on Form Mbr-1, line 1.A.2.b.

Employee's Name	Destination	Purpose	Travel Cost	Funding Source
GILL,JACK	INDIANAPOLIS, IN	Other	118	Gen/Self
GILL,JACK	DALLAS, TX	Other	101	Gen/Self
GILL,JACK	DALLAS, TX; ATLANTA, GA	Other	168	Gen/Self
GILL,JACK	WASHINGTON, DC	Other	148	Gen/Self
GILL,JACK	WASHINGTON, DC	Other	131	Gen/Self
GILL,JACK	DALLAS, TX; HATTIESBURG,MS	Business Meeting	131	Gen/Self
GILL,JACK	PENSACOLA, FL	Business Meeting	329	Gen/Self
GILL,JACK	ADDISON, TX	Other	131	Gen/Self
GILL,JACK	DALLAS, TX	Other	131	Gen/Self
GILL,JACK	NASHVILLE, TN	Other	131	Gen/Self
GILL,JACK	INDIANAPOLIS, IN	Other	123	Gen/Self
GILL,JACK	DALLAS, TX	Other	131	Gen/Self
GILL,JACK	DALLAS, TX; ATLANTA, GA	Other	123	Gen/Self
GILL,JACK	WASHINGTON, DC	Other	123	Gen/Self
GILL,JACK	CONCORD, NC	Other	1,115	Gen/Self
GILLESPIE,JEANNE L	WASHINGTON, DC	Conf/Semnr/Wkshp	515	Gen/Self
GILLESPIE,JEANNE L	EL PASO, TX	Conf/Semnr/Wkshp	517	Gen/Self
GILLESPIE,JEANNE L	WASHINGTON, DC	Conf/Semnr/Wkshp	465	Gen/Self
GILLESPIE,JEANNE L	EL PASO, TX	Conf/Semnr/Wkshp	125	Gen/Self
GILSTRAP,JIMMIE B	ST PETERSBURG, FL	Conf/Semnr/Wkshp	386	Gen/Self
GILSTRAP,JIMMIE B	ST PETERSBURG, FL	Conf/Semnr/Wkshp	140	Gen/Self
GILSTRAP,JIMMIE B	ST PETERSBURG, FL	Conf/Semnr/Wkshp	285	Gen/Self
GILSTRAP,JIMMIE B	ST PETERSBURG, FL	Conf/Semnr/Wkshp	185	Gen/Self
GILSTRAP,JIMMIE B	ST PETERSBURG, FL	Conf/Semnr/Wkshp	176	Gen/Self
GLOBAL KNOWLEDGE TRAINING LLC	ATLANTA, GA	Other	2,900	Gen/Self
GORZEGNO,JANET	CINCINNATI, OH	Conf/Semnr/Wkshp	812	Gen/Self
GORZEGNO,JANET	CINCINNATI, OH	Conf/Semnr/Wkshp	170	Gen/Self
GORZEGNO,JANET	CINCINNATI, OH	Conf/Semnr/Wkshp	475	Gen/Self
GRAHAM, WILLIAM	ESTES PARK, CO	CONFERENCE	50	Gen/Self
GRAHAM, WILLIAM	NEW ORLEANS, LA	CONFERENCE	450	Gen/Self

**OUT-OF-STATE TRAVEL
FISCAL YEAR 2018
DRAFT Printed on 10/7/2016 9:15:11 AM**

University of Southern Mississippi (268-00)

Name of Agency

Note: All expenditures recorded on this form must be totaled and said total must agree with the out-of-state travel amount indicated for FY 2016 on Form Mbr-1, line 1.A.2.b.

Employee's Name	Destination	Purpose	Travel Cost	Funding Source
GRAHAM,WILLAM	WASHINGTON, DC	Business Meeting	56	Gen/Self
GRAHAM,WILLAM	TUSCALOOSA, AL	Business Meeting	287	Gen/Self
GRAHAM,WILLAM	NEW ORLEANS, LA	Business Meeting	56	Gen/Self
GRAHAM,WILLAM	NEW ORLEANS, LA	Business Meeting	51	Gen/Self
GRAHAM,WILLAM	HATTIESBURG,MS;CHALM ETE,LA	Business Meeting	99	Gen/Self
GRAHAM,WILLAM	WASHINGTON, DC	Business Meeting	6	Gen/Self
GRAHAM,WILLAM	TUSCALOOSA, AL	Business Meeting	236	Gen/Self
GRAHAM,WILLAM	NEW ORLEANS, LA	Business Meeting	87	Gen/Self
GRAHAM,WILLAM	NEW ORLEANS, LA	Business Meeting	12	Gen/Self
GRAHAM,WILLAM	WASHINGTON, DC	Business Meeting	67	Gen/Self
GRAHAM,WILLAM	NEW ORLEANS, LA	Conf/Semnr/Wkshp	1,404	Gen/Self
GRAHAM,WILLAM	NEW ORLEANS, LA	Conf/Semnr/Wkshp	86	Gen/Self
GRAHAM,WILLAM	ESTES PARK, CO	Business Meeting	492	Gen/Self
GRAHAM,WILLAM	NEW ORLEANS, LA	Conf/Semnr/Wkshp	118	Gen/Self
GRAVES, HEATHER	LAS VEGAS, NV	CONFERENCE	200	Gen/Self
GRAVES,JEREMY	ROSEMONT, IL	Conf/Semnr/Wkshp	369	Gen/Self
GRAVES,JEREMY	ROSEMONT, IL	Conf/Semnr/Wkshp	79	Gen/Self
GRAVES,JEREMY	ROSEMONT, IL	Conf/Semnr/Wkshp	454	Gen/Self
GRAVES,JEREMY	ROSEMONT, IL	Conf/Semnr/Wkshp	77	Gen/Self
GRAVES,JEREMY	ROSEMONT, IL	Conf/Semnr/Wkshp	495	Gen/Self
GREEN, NICHOL	SEATTLE, WA	CONFERENCE	785	Gen/Self
GREEN,BRADLEY	FT LAUDERDALE, FL	Conf/Semnr/Wkshp	127	Gen/Self
GREEN,BRADLEY	FT LAUDERDALE, FL	Conf/Semnr/Wkshp	73	Gen/Self
GREEN,CAROL D	AUSTIN, TX	Conf/Semnr/Wkshp	335	Gen/Self
GREEN,ELIZABETH NICHOL	SEATTLE, WA	Conf/Semnr/Wkshp	1,081	Gen/Self
GREEN,ELIZABETH NICHOL	SEATTLE, WA	Conf/Semnr/Wkshp	270	Gen/Self
GREEN,ELIZABETH NICHOL	SEATTLE, WA	Conf/Semnr/Wkshp	596	Gen/Self
GREEN,ELIZABETH NICHOL	SEATTLE, WA	Conf/Semnr/Wkshp	81	Gen/Self
GREEN,FREDERICK P	ALBUQUEQUE, NM	Conf/Semnr/Wkshp	538	Gen/Self
GREEN,FREDERICK P	ALBUQUEQUE, NM	Conf/Semnr/Wkshp	502	Gen/Self

OUT-OF-STATE TRAVEL
FISCAL YEAR 2018
DRAFT Printed on 10/7/2016 9:15:11 AM

University of Southern Mississippi (268-00)

Name of Agency

Note: All expenditures recorded on this form must be totaled and said total must agree with the out-of-state travel amount indicated for FY 2016 on Form Mbr-1, line 1.A.2.b.

Employee's Name	Destination	Purpose	Travel Cost	Funding Source
GREEN,FREDERICK P	ALBUQUEQUE, NM	Conf/Semnr/Wkshp	90	Gen/Self
GREEN,FREDERICK P	ALBUQUEQUE, NM	Conf/Semnr/Wkshp	370	Gen/Self
GREEN,JOSEPH	NEW ORLEANS, LA	Conf/Semnr/Wkshp	664	Gen/Self
GREEN,JOSEPH	NEW ORLEANS, LA	Conf/Semnr/Wkshp	9	Gen/Self
GREENE,KEVIN	ATLANTA, GA	Conf/Semnr/Wkshp	214	Gen/Self
GREENE,KEVIN	ATLANTA, GA	Conf/Semnr/Wkshp	308	Gen/Self
GRIFFIS,MATTHEW	BOSTON, MA	Conf/Semnr/Wkshp	400	Gen/Self
GRIVNO,MAX L	ATLANTA, GA	Conf/Semnr/Wkshp	1,320	Gen/Self
GUGLANI,LAURA	CHARLOTTE, NC	Conf/Semnr/Wkshp	493	Gen/Self
GUGLANI,LAURA	CHARLOTTE, NC	Conf/Semnr/Wkshp	343	Gen/Self
GUGLANI,LAURA	CHARLOTTE, NC	Conf/Semnr/Wkshp	125	Gen/Self
GUGLANI,LAURA	CHARLOTTE, NC	Conf/Semnr/Wkshp	54	Gen/Self
GULLEDGE,LAURA M	WASHINGTON,DC	Conf/Semnr/Wkshp	408	Gen/Self
GULLEDGE,LAURA M	WASHINGTON,DC	Conf/Semnr/Wkshp	140	Gen/Self
GULLEDGE,LAURA M	WASHINGTON,DC	Conf/Semnr/Wkshp	198	Gen/Self
GULLEDGE,LAURA M	WASHINGTON,DC	Conf/Semnr/Wkshp	68	Gen/Self
GULLEDGE,LAURA M	WASHINGTON,DC	Conf/Semnr/Wkshp	60	Gen/Self
GUNNING, KANDICE	NEW ORLEANS, LA	CONFERENCE	475	Gen/Self
GUTIERREZ, MELISSA	ATLANTA, GA	CONFERENCE	(520)	Gen/Self
GUTIERREZ, MELISSA	ATLANTA, GA	CONFERENCE	520	Gen/Self
GWINN, PEYTON	IRVING, TX	TRAINING	4,995	Gen/Self
GWINN,PEYTON R	IRVING, TX	Conf/Semnr/Wkshp	1,144	Gen/Self
GWINN,PEYTON R	IRVING, TX	Conf/Semnr/Wkshp	585	Gen/Self
HACKETT,JAYLEN	ATLANTA, GA	Business Meeting	507	Gen/Self
HACKETT,JAYLEN	ATLANTA, GA	Business Meeting	(507)	Gen/Self
HACKETT,JAYLEN	ATLANTA, GA	Business Meeting	175	Gen/Self
HACKETT,JAYLEN	ATLANTA, GA	Business Meeting	332	Gen/Self
HACKETT,JAYLEN	ATLANTA, GA	Business Meeting	121	Gen/Self
HACKETT,JAYLEN	ATLANTA, GA	Business Meeting	20	Gen/Self
HAFER,EDWARD M	NEW ORLEANS, LA	Research and Teaching	112	Gen/Self
HAFER,EDWARD M	NEW ORLEANS, LA	Research and Teaching	27	Gen/Self
HAFER,EDWARD M	NEW ORLEANS, LA	Research and Teaching	574	Gen/Self

OUT-OF-STATE TRAVEL
FISCAL YEAR 2018
DRAFT Printed on 10/7/2016 9:15:11 AM

University of Southern Mississippi (268-00)

Name of Agency

Note: All expenditures recorded on this form must be totaled and said total must agree with the out-of-state travel amount indicated for FY 2016 on Form Mbr-1, line 1.A.2.b.

Employee's Name	Destination	Purpose	Travel Cost	Funding Source
HAJNAL, ALEN	MINNEAPOLIS, MN	CONFERENCE	425	Gen/Self
HALEY,ANDREW P	BIRMINGHAM, AL	Other	36	Gen/Self
HALL,MARGARET J	PHILDELPHIA, PA	Business Meeting	570	Gen/Self
HALL,MARGARET J	PHILDELPHIA, PA	Business Meeting	75	Gen/Self
HALL,MARGARET J	PHILDELPHIA, PA	Business Meeting	355	Gen/Self
HALL,STACEY	NEW ORLEANS, LA	Conf/Semnr/Wkshp	843	Gen/Self
HALL,STACEY	NEW ORLEANS, LA	Conf/Semnr/Wkshp	122	Gen/Self
HALL,STACEY	NEW ORLEANS, LA	Conf/Semnr/Wkshp	104	Gen/Self
HAMILTON,CLAIRE L	CHICAGO, IL	Observation	600	Gen/Self
HAMILTON,LAURIE A	WASHINGTON, DC	Conf/Semnr/Wkshp	1,149	Gen/Self
HAMILTON,LAURIE A	WASHINGTON, DC	Conf/Semnr/Wkshp	478	Gen/Self
HAMM,ELIZABETH C	TAMPA, FL	Conf/Semnr/Wkshp	408	Gen/Self
HAMM,ELIZABETH C	TAMPA, FL	Conf/Semnr/Wkshp	91	Gen/Self
HAMM,ELIZABETH C	TAMPA, FL	Conf/Semnr/Wkshp	300	Gen/Self
HAMM,ELIZABETH C	TAMPA, FL	Conf/Semnr/Wkshp	72	Gen/Self
HAMM,ELIZABETH C	TAMPA, FL	Conf/Semnr/Wkshp	400	Gen/Self
HAMMOND,JEFF	GULFPORT, MS	Business Meeting	415	Gen/Self
HAMMOND,JEFF	FORT HOOD, TX	Business Meeting	136	Gen/Self
HAMMOND,JEFF	FORT HOOD, TX	Business Meeting	126	Gen/Self
HANDLEY,CYNTHIA	MINNEAPOLIS, MN	Business Meeting	425	Gen/Self
HANDLEY,CYNTHIA	MINNEAPOLIS, MN	Business Meeting	425	Gen/Self
HANNA,PEPPER REID	DALLAS, TX	Conf/Semnr/Wkshp	100	Gen/Self
HANNON,JOHN J	LOUISVILLE, KY	Conf/Semnr/Wkshp	688	Gen/Self
HANNON,JOHN J	LOUISVILLE, KY	Conf/Semnr/Wkshp	104	Gen/Self
HANNON,JOHN J	LOUISVILLE, KY	Conf/Semnr/Wkshp	412	Gen/Self
HANNON,JOHN J	LOUISVILLE, KY	Conf/Semnr/Wkshp	152	Gen/Self
HARBAUGH,BONNIE L	NAPLES, FL	Conf/Semnr/Wkshp	1,000	Gen/Self
HARBAUGH,BONNIE L	NAPLES, FL	Conf/Semnr/Wkshp	247	Gen/Self
HARDY,JESSICA LEE	NASHVILLE, TN	Conf/Semnr/Wkshp	1,197	Gen/Self
HARDY,JESSICA LEE	NASHVILLE, TN	Conf/Semnr/Wkshp	489	Gen/Self
HARDY,JESSICA LEE	NASHVILLE, TN	Conf/Semnr/Wkshp	80	Gen/Self
HARLEY,GRANT	BLOOMINGTON, IN	Research and Teaching	209	Gen/Self

OUT-OF-STATE TRAVEL
FISCAL YEAR 2018
DRAFT Printed on 10/7/2016 9:15:11 AM

University of Southern Mississippi (268-00)

Name of Agency

Note: All expenditures recorded on this form must be totaled and said total must agree with the out-of-state travel amount indicated for FY 2016 on Form Mbr-1, line 1.A.2.b.

Employee's Name	Destination	Purpose	Travel Cost	Funding Source
HARRIS,ELIZABETH KAY	COLUMBUS, OH	Conf/Semnr/Wkshp	645	Gen/Self
HARRIS,ELIZABETH KAY	COLUMBUS, OH	Conf/Semnr/Wkshp	130	Gen/Self
HARRIS,ELIZABETH KAY	COLUMBUS, OH	Conf/Semnr/Wkshp	332	Gen/Self
HARRIS,ELIZABETH KAY	COLUMBUS, OH	Conf/Semnr/Wkshp	94	Gen/Self
HATCHER, ERIC	SEATTLE, WA	CONFERENCE	1,185	Gen/Self
HATCHER,ERIC J	SEATTLE, WA	Conf/Semnr/Wkshp	865	Gen/Self
HATCHER,ERIC J	SEATTLE, WA	Conf/Semnr/Wkshp	522	Gen/Self
HATTEN,AMBER	CHICAGO, IL	Conf/Semnr/Wkshp	103	Gen/Self
HATTEN,AMBER	CHICAGO, IL	Conf/Semnr/Wkshp	220	Gen/Self
HAYHURST, DAVID	BALTIMORE, MD	CONFERENCE	496	Gen/Self
HAYHURST, DAVID	LOUISVILLE, KY	CONFERENCE	400	Gen/Self
HAYHURST,DAVID	NEW ORLEANS, LA	Business Meeting	299	Gen/Self
HAYHURST,DAVID	NEW ORLEANS, LA	Business Meeting	263	Gen/Self
HAYHURST,DAVID	NEW ORLEANS, LA	Business Meeting	121	Gen/Self
HAYHURST,DAVID	NEW ORLEANS, LA	Business Meeting	50	Gen/Self
HAYHURST,DAVID	BALTIMORE, MD	Conf/Semnr/Wkshp	801	Gen/Self
HAYHURST,DAVID	LOUISVILLE, KY	Conf/Semnr/Wkshp	686	Gen/Self
HAYHURST,DAVID	BALTIMORE, MD	Conf/Semnr/Wkshp	16	Gen/Self
HAYHURST,DAVID	LOUISVILLE, KY	Conf/Semnr/Wkshp	85	Gen/Self
HAYHURST,DAVID	LOUISVILLE, KY	Conf/Semnr/Wkshp	167	Gen/Self
HAYHURST,DAVID	BALTIMORE, MD	Conf/Semnr/Wkshp	496	Gen/Self
HAYHURST,DAVID	LOUISVILLE, KY	Conf/Semnr/Wkshp	622	Gen/Self
HAYHURST,DAVID	BALTIMORE, MD	Conf/Semnr/Wkshp	92	Gen/Self
HAYHURST,DAVID	LOUISVILLE, KY	Conf/Semnr/Wkshp	44	Gen/Self
HEATH,ANDRE J	MEMPHIS, TN	Recruitment	443	Gen/Self
HEATH,ANDRE J	MEMPHIS, TN	Conf/Semnr/Wkshp	37	Gen/Self
HEINHORST,SABINE	TAMPA, FL	Business Meeting	356	Gen/Self
HEINHORST,SABINE	TAMPA, FL	Business Meeting	150	Gen/Self
HEITMULLER,FRANKLIN	HANCEVILLE, AL	Research and Teaching	47	Gen/Self
HEITMULLER,FRANKLIN	HANCEVILLE, AL	Research and Teaching	143	Gen/Self
HERRING, ANGEL	ORLANDO, FL	CONFERENCE	280	Gen/Self
HERRON,SHERRY	LOS ANGELES, CA	Conf/Semnr/Wkshp	850	Gen/Self

**OUT-OF-STATE TRAVEL
FISCAL YEAR 2018
DRAFT Printed on 10/7/2016 9:15:11 AM**

University of Southern Mississippi (268-00)

Name of Agency

Note: All expenditures recorded on this form must be totaled and said total must agree with the out-of-state travel amount indicated for FY 2016 on Form Mbr-1, line 1.A.2.b.

Employee's Name	Destination	Purpose	Travel Cost	Funding Source
HERRON,SHERRY	LOS ANGELES, CA	Conf/Semnr/Wkshp	1,047	Gen/Self
HERRON,SHERRY	LOS ANGELES, CA	Conf/Semnr/Wkshp	142	Gen/Self
HERRON,SHERRY	LOS ANGELES, CA	Conf/Semnr/Wkshp	346	Gen/Self
HERRON,SHERRY	LOS ANGELES, CA	Conf/Semnr/Wkshp	55	Gen/Self
HERRON,SHERRY	LOS ANGELES, CA	Conf/Semnr/Wkshp	240	Gen/Self
HESSION/THOMPSON	SAN ANTONIO, TX	CONFERENCE	1,150	Gen/Self
HESSION/THOMPSON	SAN ANTONIO, TX	CONFERENCE	(525)	Gen/Self
HILL, JOSHUA	WASHINGTON, DC	CONFERENCE	180	Gen/Self
HILL, KEITH	NEW ORLEANS, LA	CONFERENCE	619	Gen/Self
HILL, KEITH	SAN DIEGO, CA	CONFERENCE	849	Gen/Self
HILL,DEBORAH S	BIRMINGHAM, FL	Conf/Semnr/Wkshp	391	Gen/Self
HILL,DEBORAH S	BIRMINGHAM, FL	Conf/Semnr/Wkshp	255	Gen/Self
HILL,LILIAN H	OKLAHOMA CITY, OK	Conf/Semnr/Wkshp	200	Gen/Self
HILL,WILLIAM KEITH	NEW ORLEANS, LA	Conf/Semnr/Wkshp	804	Gen/Self
HILL,WILLIAM KEITH	SAN DIEGO, CA	Conf/Semnr/Wkshp	1,294	Gen/Self
HILL,WILLIAM KEITH	NEW ORLEANS, LA	Conf/Semnr/Wkshp	122	Gen/Self
HILL,WILLIAM KEITH	SAN DIEGO, CA	Conf/Semnr/Wkshp	558	Gen/Self
HILL,WILLIAM KEITH	NEW ORLEANS, LA	Conf/Semnr/Wkshp	44	Gen/Self
HILL,WILLIAM KEITH	SAN DIEGO, CA	Conf/Semnr/Wkshp	17	Gen/Self
HOBGOOD, ANITA	LAS VEGAS, NV	CONFERENCE	385	Gen/Self
HOBGOOD,ANITA	LAS VEGAS, NV	Conf/Semnr/Wkshp	1,046	Gen/Self
HOBGOOD,ANITA	LAS VEGAS, NV	Conf/Semnr/Wkshp	63	Gen/Self
HOBGOOD,ANITA	LAS VEGAS, NV	Conf/Semnr/Wkshp	376	Gen/Self
HODGES, OLIVIA	POINT CLEAR, AL	CONFERENCE	450	Gen/Self
HODGES,OLIVIA ANN	POINT CLEAR, AL	Conf/Semnr/Wkshp	26	Gen/Self
HOLCOMB,WILLIAM ROBERTS	BALTIMORE, MD	Conf/Semnr/Wkshp	461	Gen/Self
HOLLEY,DAVID M	GRAND RAPIDS, MI	Other	1,088	Gen/Self
HOLLEY,DAVID M	SAN ANTONIO, TX	Conf/Semnr/Wkshp	675	Gen/Self
HOLLEY,DAVID M	SAN ANTONIO, TX	Conf/Semnr/Wkshp	73	Gen/Self
HOLLEY,DAVID M	SAN ANTONIO, TX	Conf/Semnr/Wkshp	339	Gen/Self
HOLLEY,DAVID M	SAN ANTONIO, TX	Conf/Semnr/Wkshp	138	Gen/Self

**OUT-OF-STATE TRAVEL
FISCAL YEAR 2018
DRAFT Printed on 10/7/2016 9:15:11 AM**

University of Southern Mississippi (268-00)

Name of Agency

Note: All expenditures recorded on this form must be totaled and said total must agree with the out-of-state travel amount indicated for FY 2016 on Form Mbr-1, line 1.A.2.b.

Employee's Name	Destination	Purpose	Travel Cost	Funding Source
HOLLEY,DAVID M	SAN ANTONIO, TX	Conf/Semnr/Wkshp	65	Gen/Self
HOLLOMON,CHARLETT A	LAS VEGAS, NV	Conf/Semnr/Wkshp	341	Gen/Self
HOLLOMON,CHARLETT A	SEATTLE, WA	Conf/Semnr/Wkshp	885	Gen/Self
HOLLOMON,CHARLETT A	LAS VEGAS, NV	Conf/Semnr/Wkshp	81	Gen/Self
HOLLOMON,CHARLETT A	LAS VEGAS, NV	Conf/Semnr/Wkshp	878	Gen/Self
HOLLOMON,CHARLETT A	SEATTLE, WA	Conf/Semnr/Wkshp	1,435	Gen/Self
HOLLOMON,CHARLETT A	LAS VEGAS, NV	Conf/Semnr/Wkshp	150	Gen/Self
HOLLOMON,CHARLETT A	SEATTLE, WA	Conf/Semnr/Wkshp	248	Gen/Self
HOLLOWAY, EDDIE	ATLANTIC CITY, NJ	PERFORMANCE	465	Gen/Self
HOLLOWAY,EDDIE AARON	STARKVILLE, MS	Business Meeting	2	Gen/Self
HOLLOWAY,EDDIE AARON	ATLANTIC CITY, NJ	Conf/Semnr/Wkshp	378	Gen/Self
HOLLOWAY,EDDIE AARON	PENSACOLA, FL	Conf/Semnr/Wkshp	679	Gen/Self
HOLLOWAY,EDDIE AARON	LORMAN, MS	Business Meeting	653	Gen/Self
HOLLOWAY,EDDIE AARON	CHICAGO, IL	Conf/Semnr/Wkshp	3,343	Gen/Self
HOLLOWAY,EDDIE AARON	PENSACOLA, FL	Conf/Semnr/Wkshp	178	Gen/Self
HOLLOWAY,EDDIE AARON	LORMAN, MS	Business Meeting	151	Gen/Self
HOLLOWAY,EDDIE AARON	CHICAGO, IL	Conf/Semnr/Wkshp	76	Gen/Self
HOLLOWAY,EDDIE AARON	CHICAGO, IL	Conf/Semnr/Wkshp	1,742	Gen/Self
HOLLOWAY,EDDIE AARON	CHICAGO, IL	Other	45	Gen/Self
HOLLOWAY,EDDIE AARON	CHICAGO, IL	Conf/Semnr/Wkshp	124	Gen/Self
HOOPER,ZACHARY	NEW ORLEANS, LA	Conf/Semnr/Wkshp	168	Gen/Self
HOOPER,ZACHARY	NEW ORLEANS, LA	Conf/Semnr/Wkshp	124	Gen/Self
HOPKINS,LANCE	NEW ORLEANS, LA	Conf/Semnr/Wkshp	892	Gen/Self
HOPKINS,LANCE	NEW ORLEANS, LA	Conf/Semnr/Wkshp	84	Gen/Self
HOPKINS,LANCE	NEW ORLEANS, LA	Conf/Semnr/Wkshp	85	Gen/Self
HOUZE, SHEA KIDD	DENVER, CO	CONFERENCE	340	Gen/Self
HOUZE,SHELADIA KIDD	DENVER, CO	Conf/Semnr/Wkshp	460	Gen/Self
HOUZE,SHELADIA KIDD	DENVER, CO	Conf/Semnr/Wkshp	141	Gen/Self

**OUT-OF-STATE TRAVEL
FISCAL YEAR 2018
DRAFT Printed on 10/7/2016 9:15:11 AM**

University of Southern Mississippi (268-00)

Name of Agency

Note: All expenditures recorded on this form must be totaled and said total must agree with the out-of-state travel amount indicated for FY 2016 on Form Mbr-1, line 1.A.2.b.

Employee's Name	Destination	Purpose	Travel Cost	Funding Source
HOUZE,SHELADIA KIDD	DENVER, CO	Conf/Semnr/Wkshp	244	Gen/Self
HOUZE,SHELADIA KIDD	DENVER, CO	Conf/Semnr/Wkshp	240	Gen/Self
HOUZE,SHELADIA KIDD	GREENVILLE, NC	Other	3,555	Gen/Self
HOUZE,SHELADIA KIDD	GREENVILLE, NC	Other	27	Gen/Self
HOWARD, MICHELLE	NEW ORLEANS, LA	Conf/Semnr/Wkshp	126	Gen/Self
HOWARD, MICHELLE	NEW ORLEANS, LA	Conf/Semnr/Wkshp	150	Gen/Self
HOWDESHELL, JULIE	ATLANTA, GA	CONFERENCE	(476)	Gen/Self
HOWDESHELL, JULIE	ATLANTA, GA	CONFERENCE	476	Gen/Self
HOWDESHELL, JULIE	SAVANNAH, GA	CONFERENCE	265	Gen/Self
HOWDESHELL, JULIE	HOUSTON, TX	CONFERENCE	(475)	Gen/Self
HOWDESHELL, JULIE	HOUSTON, TX	CONFERENCE	(70)	Gen/Self
HOWDESHELL, JULIE	ATLANTA, GA	CONFERENCE	75	Gen/Self
HOWDESHELL, JULIE	ATLANTA, GA	CONFERENCE	(70)	Gen/Self
HOWDESHELL, JULIE	ATLANTA, GA	CONFERENCE	70	Gen/Self
HOWDESHELL,JULIE	SAVANNAH, GA	Conf/Semnr/Wkshp	723	Gen/Self
HOWDESHELL,JULIE	HOUSTON, TX	Conf/Semnr/Wkshp	791	Gen/Self
HOWDESHELL,JULIE	ATLANTA, GA	Conf/Semnr/Wkshp	1,215	Gen/Self
HOWDESHELL,JULIE	HOUSTON, TX	Conf/Semnr/Wkshp	43	Gen/Self
HOWDESHELL,JULIE	SAVANNAH, GA	Conf/Semnr/Wkshp	36	Gen/Self
HOWDESHELL,JULIE	HOUSTON, TX	Conf/Semnr/Wkshp	10	Gen/Self
HOWDESHELL,JULIE	ATLANTA, GA	Conf/Semnr/Wkshp	148	Gen/Self
HOWELL, JAMES	NEW ORLEANS, LA	PRESENTATION	124	Gen/Self
HOWELL, JAMES	NEW ORLEANS, LA	PRESENTATION	126	Gen/Self
HROSTOWSKI,SUSAN	BIRMINGHAM, AL	Business Meeting	296	Gen/Self
HROSTOWSKI,SUSAN	BIRMINGHAM, AL	Business Meeting	271	Gen/Self
HROSTOWSKI,SUSAN	ASHVILLE, NC	Conf/Semnr/Wkshp	268	Gen/Self
HROSTOWSKI,SUSAN	ASHVILLE, NC	Conf/Semnr/Wkshp	625	Gen/Self
HUGHES,CATHY K	CHICAGO, IL	Conf/Semnr/Wkshp	500	Gen/Self
HULSEY,ROBERT	WASHINGTON, DC	Conf/Semnr/Wkshp	66	Gen/Self
HUMPAGE, CHRISTOPHER	POINT CLEAR, AL	WORKSHOP	90	Gen/Self
HUMPAGE,CHRISTOPHER	POINT CLEAR, AL	Business Meeting	360	Gen/Self
HUMPAGE,CHRISTOPHER	POINT CLEAR, AL	Business Meeting	129	Gen/Self

**OUT-OF-STATE TRAVEL
FISCAL YEAR 2018
DRAFT Printed on 10/7/2016 9:15:11 AM**

University of Southern Mississippi (268-00)

Name of Agency

Note: All expenditures recorded on this form must be totaled and said total must agree with the out-of-state travel amount indicated for FY 2016 on Form Mbr-1, line 1.A.2.b.

Employee's Name	Destination	Purpose	Travel Cost	Funding Source
HUNT,ELIZABETH	BIRMINGHAM, AL	Other	32	Gen/Self
HUNT,ELIZABETH	BIRMINGHAM, AL	Other	16	Gen/Self
HUNTER,STEPHEN ANDREW	NEW ORLEANS, LA	Conf/Semnr/Wkshp	133	Gen/Self
HUNTER,STEPHEN ANDREW	NEW ORLEANS, LA;PEARL,MS	Recruitment	42	Gen/Self
HUNTER,STEPHEN ANDREW	BATON ROUGE, LA	Conf/Semnr/Wkshp	4	Gen/Self
HUNTER,STEPHEN ANDREW	CHICAGO, IL	Conf/Semnr/Wkshp	1,020	Gen/Self
HUNTER,STEPHEN ANDREW	BATON ROUGE, LA	Conf/Semnr/Wkshp	194	Gen/Self
HUNTER,STEPHEN ANDREW	CHICAGO, IL	Conf/Semnr/Wkshp	141	Gen/Self
HUNTER,STEPHEN ANDREW	CHICAGO, IL	Conf/Semnr/Wkshp	279	Gen/Self
HUNTER,STEPHEN ANDREW	CHICAGO, IL	Conf/Semnr/Wkshp	171	Gen/Self
HUNTZINGER,CYBIL COVIC	TUCSON, AZ	Conf/Semnr/Wkshp	(474)	Gen/Self
HUNTZINGER,CYBIL COVIC	TUCSON, AZ	Conf/Semnr/Wkshp	80	Gen/Self
HUNTZINGER,CYBIL COVIC	TUCSON, AZ	Conf/Semnr/Wkshp	474	Gen/Self
HUNTZINGER,CYBIL COVIC	TUCSON, AZ	Conf/Semnr/Wkshp	38	Gen/Self
HUTCHINSON, THOMAS	LAS VEGAS, NV	CONFERENCE	750	Gen/Self
HUTCHINSON, TOM	PHILADELPHIA, PA	TRAINING	455	Gen/Self
HUTCHINSON,THOMAS	PHILADELPHIA, PA	Other	1,162	Gen/Self
HUTCHINSON,THOMAS	PHILADELPHIA, PA	Other	283	Gen/Self
HUYE, HOLLY	NEW ORLEANS, LA	BUSINESS	175	Gen/Self
IGLESIAS,LUIS	SAN FRANCISCO, CA	Conf/Semnr/Wkshp	675	Gen/Self
INTERNATIONAL PGMS	FOREIGN TRAVEL	RESEARCH/TEACHING	140	Gen/Self
INTERNATIONAL PGMS	FOREIGN TRAVEL	RESEARCH/TEACHING	2,843	Gen/Self
INTERNATIONAL PGMS	FOREIGN TRAVEL	RESEARCH/TEACHING	296	Gen/Self
INTERNATIONAL PGMS	FOREIGN TRAVEL	RESEARCH/TEACHING	1,913	Gen/Self
INTERNATIONAL PGMS	FOREIGN TRAVEL	RESEARCH/TEACHING	233	Gen/Self
INTERNATIONAL PGMS	FOREIGN TRAVEL	RESEARCH/TEACHING	2,888	Gen/Self
JACKSON,HOMER EDWIN	NASHVILLE, TN	Conf/Semnr/Wkshp	700	Gen/Self
JACKSON,STEVEN R	CHICAGO, IL	Conf/Semnr/Wkshp	1,272	Gen/Self

OUT-OF-STATE TRAVEL
FISCAL YEAR 2018
DRAFT Printed on 10/7/2016 9:15:11 AM

University of Southern Mississippi (268-00)

Name of Agency

Note: All expenditures recorded on this form must be totaled and said total must agree with the out-of-state travel amount indicated for FY 2016 on Form Mbr-1, line 1.A.2.b.

Employee's Name	Destination	Purpose	Travel Cost	Funding Source
JACKSON,STEVEN R	SCOTTSDALE, AZ	Conf/Semnr/Wkshp	1,072	Gen/Self
JACKSON,STEVEN R	CHICAGO, IL	Conf/Semnr/Wkshp	548	Gen/Self
JACKSON,STEVEN R	SCOTTSDALE, AZ	Conf/Semnr/Wkshp	447	Gen/Self
JACKSON,STEVEN R	CHICAGO, IL	Conf/Semnr/Wkshp	140	Gen/Self
JACKSON,STEVEN R	SCOTTSDALE, AZ	Conf/Semnr/Wkshp	137	Gen/Self
JACKSON,STEVEN R	CHICAGO, IL	Conf/Semnr/Wkshp	450	Gen/Self
JACKSON,STEVEN R	SCOTTSDALE, AZ	Conf/Semnr/Wkshp	295	Gen/Self
JAKACKI,POLA	PHOENIX, AZ	Conf/Semnr/Wkshp	98	Gen/Self
JAKACKI,POLA	PHOENIX, AZ	Conf/Semnr/Wkshp	500	Gen/Self
JAKACKI,POLA	PHOENIX, AZ	Conf/Semnr/Wkshp	373	Gen/Self
JAKACKI,POLA	PHOENIX, AZ	Conf/Semnr/Wkshp	29	Gen/Self
JALAIN,CAROLINE ISABELLE	DENVER, CO	Conf/Semnr/Wkshp	336	Gen/Self
JALAIN,CAROLINE ISABELLE	DENVER, CO	Conf/Semnr/Wkshp	164	Gen/Self
JAMES,KATIE RUTH	ATLANTA, GA	Conf/Semnr/Wkshp	83	Gen/Self
JAMES,KATIE RUTH	ATLANTA, GA	Conf/Semnr/Wkshp	82	Gen/Self
JOHNSON, DONAVAN	DALLAS, TX	Recruitment	149	Gen/Self
JOHNSON, DONAVAN	DALLAS, TX	Recruitment	95	Gen/Self
JOHNSON, DONAVAN	HATTIESBURG, MS	RECRUITING	41	Gen/Self
JOHNSON,WILLIAM WESLEY	WASHINGTON, DC	Conf/Semnr/Wkshp	928	Gen/Self
JOHNSON,WILLIAM WESLEY	DENVER, CO	Conf/Semnr/Wkshp	882	Gen/Self
JOHNSON,WILLIAM WESLEY	WASHINGTON, DC	Conf/Semnr/Wkshp	80	Gen/Self
JOHNSON,WILLIAM WESLEY	DENVER, CO	Conf/Semnr/Wkshp	76	Gen/Self
JOHNSON,WILLIAM WESLEY	WASHINGTON, DC	Conf/Semnr/Wkshp	421	Gen/Self
JOHNSON,WILLIAM WESLEY	DENVER, CO	Conf/Semnr/Wkshp	676	Gen/Self
JOHNSON,WILLIAM WESLEY	WASHINGTON, DC	Conf/Semnr/Wkshp	189	Gen/Self
JOHNSON,WILLIAM WESLEY	DENVER, CO	Conf/Semnr/Wkshp	37	Gen/Self
JOHNSON,WILLIAM WESLEY	WASHINGTON, DC	Conf/Semnr/Wkshp	140	Gen/Self
JOHNSON,WILLIAM WESLEY	DENVER, CO	Conf/Semnr/Wkshp	130	Gen/Self

OUT-OF-STATE TRAVEL
FISCAL YEAR 2018
DRAFT Printed on 10/7/2016 9:15:11 AM

University of Southern Mississippi (268-00)

Name of Agency

Note: All expenditures recorded on this form must be totaled and said total must agree with the out-of-state travel amount indicated for FY 2016 on Form Mbr-1, line 1.A.2.b.

Employee's Name	Destination	Purpose	Travel Cost	Funding Source
JONES, LISA	NASHVILLE, TN	BUSINESS	252	Gen/Self
JONES,LISA	COLUMBUS, IN	Business Meeting	54	Gen/Self
JONES,LISA	COLUMBUS, IN	Business Meeting	34	Gen/Self
JONES,ROSE MARIE BRUNER	LAFAYETTE, LA	Conf/Semnr/Wkshp	509	Gen/Self
JONES,ROSE MARIE BRUNER	LAFAYETTE, LA	Conf/Semnr/Wkshp	130	Gen/Self
JONES,ROSE MARIE BRUNER	LAFAYETTE, LA	Conf/Semnr/Wkshp	125	Gen/Self
JORDAN, APRIL	SEATTLE, WA	CONFERENCE	785	Gen/Self
JORDAN,APRIL D	SEATTLE, WA	Conf/Semnr/Wkshp	1,253	Gen/Self
JORDAN,APRIL D	SEATTLE, WA	Conf/Semnr/Wkshp	874	Gen/Self
JORDAN,APRIL D	SEATTLE, WA	Conf/Semnr/Wkshp	85	Gen/Self
JORDAN,SARA SYTSMA	MIAMI BEACH, FL	Conf/Semnr/Wkshp	905	Gen/Self
JORDAN,SARA SYTSMA	MIAMI BEACH, FL	Conf/Semnr/Wkshp	315	Gen/Self
JORDAN,SARA SYTSMA	MIAMI BEACH, FL	Conf/Semnr/Wkshp	158	Gen/Self
JORDAN,SARA SYTSMA	MIAMI BEACH, FL	Conf/Semnr/Wkshp	325	Gen/Self
JUSTICE,CHRISTOPHER	LAS VEGAS, NV	Other	125	Gen/Self
JUSTICE,CHRISTOPHER	LAS VEGAS, NV	Other	10	Gen/Self
JUSTICE,CHRISTOPHER	LAS VEGAS, NV	Other	22	Gen/Self
KAR,BANDANA	BOULDER, CO	Conf/Semnr/Wkshp	536	Gen/Self
KAR,BANDANA	BOULDER, CO	Conf/Semnr/Wkshp	315	Gen/Self
KELLEY,EDWARD T	GREENVILLE, SC	Conf/Semnr/Wkshp	83	Gen/Self
KELLEY,EDWARD T	GREENVILLE, SC	Conf/Semnr/Wkshp	569	Gen/Self
KELLEY,EDWARD T	GREENVILLE, SC	Conf/Semnr/Wkshp	45	Gen/Self
KELLY,GARY WAYNE	POINT CLEAR, AL	Business Meeting	1,133	Gen/Self
KELLY,GARY WAYNE	POINT CLEAR, AL	Business Meeting	129	Gen/Self
KELLY,GARY WAYNE	POINT CLEAR, AL	Business Meeting	131	Gen/Self
KEMP,DORIS ANN	TUSCALOOSA, AL	Other	578	Gen/Self
KEMP,DORIS ANN	TUSCALOOSA, AL	Other	240	Gen/Self
KEYES,RUSTY	LINTHICUM, MD	Conf/Semnr/Wkshp	729	Gen/Self
KEYES,RUSTY	LINTHICUM, MD	Conf/Semnr/Wkshp	186	Gen/Self
KEYES,RUSTY	LINTHICUM, MD	Conf/Semnr/Wkshp	98	Gen/Self

OUT-OF-STATE TRAVEL
FISCAL YEAR 2018
DRAFT Printed on 10/7/2016 9:15:11 AM

University of Southern Mississippi (268-00)

Name of Agency

Note: All expenditures recorded on this form must be totaled and said total must agree with the out-of-state travel amount indicated for FY 2016 on Form Mbr-1, line 1.A.2.b.

Employee's Name	Destination	Purpose	Travel Cost	Funding Source
KIDD,SHELADIA (SEE VENDOR 26632)	NORTH CAROLINA	Conf/Semnr/Wkshp	1,080	Gen/Self
KIDD,SHELADIA (SEE VENDOR 26632)	GREENVILLE, NC	Other	(1,080)	Gen/Self
KIDD,SHELADIA (SEE VENDOR 26632)	GREENVILLE, NC	Other	1,080	Gen/Self
KILLAM,KATHLEEN	AUSTIN, TX	Conf/Semnr/Wkshp	670	Gen/Self
KILLAM,KATHLEEN	AUSTIN, TX	Conf/Semnr/Wkshp	105	Gen/Self
KIM,SUNGSOO	ORLANDO, FL	Conf/Semnr/Wkshp	653	Gen/Self
KIM,SUNGSOO	ORLANDO, FL	Conf/Semnr/Wkshp	688	Gen/Self
KIM,SUNGSOO	ORLANDO, FL	Conf/Semnr/Wkshp	54	Gen/Self
KINGSTON, ROXANNE	NEW ORLEANS, LA	CONFERENCE	175	Gen/Self
KINGSTON,JUDITH ROXANNE	NEW ORLEANS, LA	Conf/Semnr/Wkshp	245	Gen/Self
KINNELL,ANN MARIE	CHICAGO, IL	Conf/Semnr/Wkshp	390	Gen/Self
KINNELL,ANN MARIE	CHICAGO, IL	Conf/Semnr/Wkshp	310	Gen/Self
KLEITZ,ANGELA	GREENVILLE, SC	Conf/Semnr/Wkshp	95	Gen/Self
KLEITZ,ANGELA	GREENVILLE, SC	Conf/Semnr/Wkshp	45	Gen/Self
KNIGHT COACH INC	BIRMINGHAM, AL	Research and Teaching	1,350	Gen/Self
KNIGHT COACH INC	GREENVILLE, NC	Research and Teaching	6,080	Gen/Self
KNIGHT, CHARLES	SEATTLE, WA	CONFERENCE	785	Gen/Self
KNIGHT,CHARLES J	SEATTLE, WA	Conf/Semnr/Wkshp	314	Gen/Self
KNIGHT,CHARLES J	SEATTLE, WA	Conf/Semnr/Wkshp	14	Gen/Self
KNIGHT,CHARLES J	SEATTLE, WA	Conf/Semnr/Wkshp	586	Gen/Self
KNIGHT,CHARLES J	SEATTLE, WA	Conf/Semnr/Wkshp	119	Gen/Self
KNOX, ALESHA	HATTIESBURG, MS	BUSINESS	125	Gen/Self
KNOX, ALESHA	DENVER, CO	CONFERENCE	325	Gen/Self
KNOX, ALESHA	DENVER, CO	CONFERENCE	340	Gen/Self
KNOX, ALESHA	GREENVILLE, NC	CONFERENCE	115	Gen/Self
KNOX,ALESHA	DENVER, CO	Conf/Semnr/Wkshp	1,693	Gen/Self
KNOX,ALESHA	DENVER, CO	Conf/Semnr/Wkshp	80	Gen/Self
KNOX,ALESHA	DENVER, CO	Conf/Semnr/Wkshp	359	Gen/Self
KNOX,ALESHA	DENVER, CO	Conf/Semnr/Wkshp	90	Gen/Self
KUCZAJ II,STANLEY A	PANAMA CITY, FL	Other	105	Gen/Self

**OUT-OF-STATE TRAVEL
FISCAL YEAR 2018
DRAFT Printed on 10/7/2016 9:15:11 AM**

University of Southern Mississippi (268-00)

Name of Agency

Note: All expenditures recorded on this form must be totaled and said total must agree with the out-of-state travel amount indicated for FY 2016 on Form Mbr-1, line 1.A.2.b.

Employee's Name	Destination	Purpose	Travel Cost	Funding Source
KUCZAJ II,STANLEY A	PANAMA CITY, FL	Other	117	Gen/Self
KUCZAJ II,STANLEY A	PANAMA CITY, FL	Research and Teaching	100	Gen/Self
KUCZAJ II,STANLEY A	PANAMA CITY, FL	Research and Teaching	163	Gen/Self
LA BEAUD,ELIZABETH	BATON ROUGE, LA	Other	466	Gen/Self
LA BEAUD,ELIZABETH	BATON ROUGE, LA	Other	24	Gen/Self
LABEUD, ELIZABETH	BATON ROUGE, LA	TRAINING	180	Gen/Self
LABEUD, ELIZABETH	BATON ROUGE, LA	TRAINING	300	Gen/Self
LABEUD, ELIZABETH	BATON ROUGE, LA	TRAINING	134	Gen/Self
LAI,FUJUN	SEATTLE, WA	Conf/Semnr/Wkshp	849	Gen/Self
LAI,FUJUN	SEATTLE, WA	Conf/Semnr/Wkshp	104	Gen/Self
LAI,FUJUN	SEATTLE, WA	Conf/Semnr/Wkshp	658	Gen/Self
LAI,FUJUN	SEATTLE, WA	Conf/Semnr/Wkshp	40	Gen/Self
LAMBERS,JAMES VINCENT	SEATTLE, WA	Conf/Semnr/Wkshp	440	Gen/Self
LAMBERS,JAMES VINCENT	COPPER MOUNTAIN, CO	Conf/Semnr/Wkshp	698	Gen/Self
LAMBERS,JAMES VINCENT	SEATTLE, WA	Conf/Semnr/Wkshp	104	Gen/Self
LAMBERS,JAMES VINCENT	SEATTLE, WA	Conf/Semnr/Wkshp	425	Gen/Self
LAMBERS,JAMES VINCENT	COPPER MOUNTAIN, CO	Conf/Semnr/Wkshp	223	Gen/Self
LAMBERS,JAMES VINCENT	SEATTLE, WA	Conf/Semnr/Wkshp	282	Gen/Self
LAMBERS,JAMES VINCENT	COPPER MOUNTAIN, CO	Conf/Semnr/Wkshp	475	Gen/Self
LAMBERS,JAMES VINCENT	ATLANTA, GA	Conf/Semnr/Wkshp	196	Gen/Self
LAMBERT, JOHN	NEW ORLEANS, LA	CONFERENCE	495	Gen/Self
LAMEY,KALYN ROSE	SHREVEPORT, LA	Conf/Semnr/Wkshp	320	Gen/Self
LAMEY,KALYN ROSE	SHREVEPORT, LA	Conf/Semnr/Wkshp	405	Gen/Self
LAMEY,KALYN ROSE	SHREVEPORT, LA	Conf/Semnr/Wkshp	55	Gen/Self
LAMPHERE,MISHA	DALLAS, TX	Conf/Semnr/Wkshp	1,287	Gen/Self
LAMPHERE,MISHA	DALLAS, TX	Conf/Semnr/Wkshp	300	Gen/Self
LANDEN, M. & STAFF	SAVANNAH, GA	CONFERENCE	(6,010)	Gen/Self
LANDEN, MARCIA	PORTSMOUTH, NH	CONFERENCE	225	Gen/Self
LANDEN, MARCIA	WASHINGTON, DC	CONFERENCE	400	Gen/Self

OUT-OF-STATE TRAVEL
FISCAL YEAR 2018
DRAFT Printed on 10/7/2016 9:15:11 AM

University of Southern Mississippi (268-00)

Name of Agency

Note: All expenditures recorded on this form must be totaled and said total must agree with the out-of-state travel amount indicated for FY 2016 on Form Mbr-1, line 1.A.2.b.

Employee's Name	Destination	Purpose	Travel Cost	Funding Source
LANDEN, MARCIA	WASHINGTON, DC	CONFERENCE	400	Gen/Self
LANDEN, MARCIA	MORGANTOWN, WV	CONFERENCE	700	Gen/Self
LANDEN, MARCIA	WASHINGTON, DC	Conf/Semnr/Wkshp	29	Gen/Self
LANDEN, MARCIA	WASHINGTON, DC	Conf/Semnr/Wkshp	853	Gen/Self
LANDEN, MARCIA	WASHINGTON, DC	Conf/Semnr/Wkshp	133	Gen/Self
LANDEN, MARCIA	WASHINGTON, DC	Conf/Semnr/Wkshp	347	Gen/Self
LANDEN, MARCIA	WASHINGTON, DC	Conf/Semnr/Wkshp	90	Gen/Self
LAUDERDALE, LISA	MELBOURNE, FL	Conf/Semnr/Wkshp	100	Gen/Self
LAUGHLIN, LAURA	GREENVILLE, NC	CONFERENCE	115	Gen/Self
LAUGHLIN, LAURA	GREENVILLE, NC	CONFERENCE	125	Gen/Self
LAUGHLIN, LAURA	GREENVILLE, NC	Conf/Semnr/Wkshp	69	Gen/Self
LAWRENCE, NICOLE	NASHVILLE, TN	CONFERENCE	101	Gen/Self
LAWRENCE, NICOLE	NASHVILLE, TN	CONFERENCE	100	Gen/Self
LAWRENCE, NICOLE	NASHVILLE, TN	Business Meeting	362	Gen/Self
LAWRENCE, NICOLE	NASHVILLE, TN	Business Meeting	68	Gen/Self
LEACH, MARIA	CHICAGO, IL	Business Meeting	1,429	Gen/Self
LEACH, MARIA	CHICAGO, IL	Conf/Semnr/Wkshp	528	Gen/Self
LEACH, MARIA	CHICAGO, IL	Conf/Semnr/Wkshp	70	Gen/Self
LEACH, MARIA	CHICAGO, IL	Conf/Semnr/Wkshp	805	Gen/Self
LEALAND, DEBBIE	KANSAS CITY, MO	CONFERENCE	895	Gen/Self
LEFANTE, JOHN	HATTIESBURG, MS	Research and Teaching	238	Gen/Self
LEFANTE, JOHN	HATTIESBURG, MS	Research and Teaching	300	Gen/Self
LEFFLER, JEFF	ORLANDO, FL	CONFERENCE	(379)	Gen/Self
LEFFLER, JEFF	ORLANDO, FL	CONFERENCE	379	Gen/Self
LEFFLER, JEFFREY	LITTLE ROCK, AR	Business Meeting	500	Gen/Self
LEFFLER, JEFFREY	LITTLE ROCK, AR	Business Meeting	404	Gen/Self
LELAND, DEBBIE	KANSAS CITY, MO	Conf/Semnr/Wkshp	518	Gen/Self
LELAND, DEBBIE	PTE/KANSAS CITY, MO	Conf/Semnr/Wkshp	493	Gen/Self
LELAND, DEBBIE	KANSAS CITY, MO	Conf/Semnr/Wkshp	33	Gen/Self
LENTZ, ELIZABETH	BATON ROGUE, LA	Conf/Semnr/Wkshp	92	Gen/Self
LENTZ, ELIZABETH	BATON ROGUE, LA	Conf/Semnr/Wkshp	51	Gen/Self
LENTZ, ELIZABETH	BATON ROGUE, LA	Conf/Semnr/Wkshp	95	Gen/Self

**OUT-OF-STATE TRAVEL
FISCAL YEAR 2018
DRAFT Printed on 10/7/2016 9:15:11 AM**

University of Southern Mississippi (268-00)

Name of Agency

Note: All expenditures recorded on this form must be totaled and said total must agree with the out-of-state travel amount indicated for FY 2016 on Form Mbr-1, line 1.A.2.b.

Employee's Name	Destination	Purpose	Travel Cost	Funding Source
LEUTY,MELANIE	DENVER, CO	Conf/Semnr/Wkshp	500	Gen/Self
LEVENS, KENDALL	NORTH CAROLINA	CONFERENCE	4,400	Gen/Self
LEVENS,KENDELL	THEODORE, AL;DEFUNIAK, FL	Recruitment	102	Gen/Self
LEVENS,KENDELL	THEODORE, AL;DEFUNIAK, FL	Recruitment	1,678	Gen/Self
LEVENS,KENDELL	THEODORE, AL;DEFUNIAK, FL	Recruitment	124	Gen/Self
LEVENS,KENDELL	AUBURN, AL;PENSOLA,FL	Recruitment	739	Gen/Self
LEVENS,KENDELL	AL, FL	Recruitment	572	Gen/Self
LEVENS,KENDELL	MOBILE, AL	Recruitment	669	Gen/Self
LEVENS,KENDELL	BATON ROUGE, LA	Recruitment	545	Gen/Self
LEVENS,KENDELL	ALABAMA, TEXAS,	Recruitment	415	Gen/Self
LEVENS,KENDELL	AUBURN, AL;PENSOLA,FL	Recruitment	460	Gen/Self
LEVENS,KENDELL	HATTIESBURG, MS	Other	257	Gen/Self
LEVENS,KENDELL	MOBILE, AL	Recruitment	63	Gen/Self
LEVENS,KENDELL	AL, FL	Recruitment	912	Gen/Self
LEVENS,KENDELL	BATON ROUGE, LA	Recruitment	1,302	Gen/Self
LEVENS,KENDELL	ALABAMA, TEXAS,	Recruitment	769	Gen/Self
LEVENS,KENDELL	ALABAMA, TEXAS,	Recruitment	429	Gen/Self
LEVENS,KENDELL	ALABAMA, TEXAS,	Recruitment	50	Gen/Self
LEVENS,KENDELL	CHARLOTTE, NC; ATLANTA, GA	Conf/Semnr/Wkshp	1,595	Gen/Self
LEVENS,KENDELL	CHARLOTTE, NC; ATLANTA, GA	Conf/Semnr/Wkshp	6	Gen/Self
LEWIS,JENNIFER	LAS VEGAS, NV	Conf/Semnr/Wkshp	430	Gen/Self
LEWIS,JENNIFER	AUSTIN, TX	Business Meeting	209	Gen/Self
LEWIS,JENNIFER	LAS VEGAS, NV	Business Meeting	230	Gen/Self
LEWIS,JENNIFER	AUSTIN, TX	Business Meeting	27	Gen/Self
LEWIS,JENNIFER	AUSTIN, TX	Conf/Semnr/Wkshp	562	Gen/Self
LEWIS,JENNIFER	LAS VEGAS, NV	Business Meeting	430	Gen/Self
LEWIS,JENNIFER	AUSTIN, TX	Conf/Semnr/Wkshp	3	Gen/Self
LEWIS,JENNIFER	LAS VEGAS, NV	Business Meeting	27	Gen/Self
LEWIS,JENNIFER	AUSTIN, TX	Business Meeting	25	Gen/Self

OUT-OF-STATE TRAVEL
FISCAL YEAR 2018
DRAFT Printed on 10/7/2016 9:15:11 AM

University of Southern Mississippi (268-00)

Name of Agency

Note: All expenditures recorded on this form must be totaled and said total must agree with the out-of-state travel amount indicated for FY 2016 on Form Mbr-1, line 1.A.2.b.

Employee's Name	Destination	Purpose	Travel Cost	Funding Source
LEWIS,JENNIFER	AUSTIN, TX	Conf/Semnr/Wkshp	595	Gen/Self
LEWIS,WILLIAM B	NORMAN, OK	Conf/Semnr/Wkshp	156	Gen/Self
LEWIS,WILLIAM B	NORMAN, OK	Conf/Semnr/Wkshp	97	Gen/Self
LEWIS,WILLIAM B	NORMAN, OK	Conf/Semnr/Wkshp	18	Gen/Self
LIN,CHIN-NU	LAS VEGAS, NV	Conf/Semnr/Wkshp	1,227	Gen/Self
LIN,CHIN-NU	LAS VEGAS, NV	Conf/Semnr/Wkshp	497	Gen/Self
LIN,CHIN-NU	LAS VEGAS, NV	Conf/Semnr/Wkshp	17	Gen/Self
LIN,CHIN-NU	LAS VEGAS, NV	Conf/Semnr/Wkshp	729	Gen/Self
LINDEN, PAUL	WASHINGTON, DC	CONFERENCE	249	Gen/Self
LINDEN,PAUL	WASHINGTON, DC	Conf/Semnr/Wkshp	701	Gen/Self
LINDEN,PAUL	WASHINGTON, DC	Conf/Semnr/Wkshp	119	Gen/Self
LINDEN,PAUL	WASHINGTON, DC	Conf/Semnr/Wkshp	414	Gen/Self
LINDEN,PAUL	WASHINGTON, DC	Conf/Semnr/Wkshp	80	Gen/Self
LINDSEY, BRIAN	SEATTLE, WA	CONFERENCE	785	Gen/Self
LINDSEY,BRIAN	SEATTLE, WA	Conf/Semnr/Wkshp	169	Gen/Self
LINDSEY,BRIAN	SEATTLE, WA	Recruitment	580	Gen/Self
LINDSEY,BRIAN	SEATTLE, WA	Conf/Semnr/Wkshp	596	Gen/Self
LINDSEY,BRIAN	SEATTLE, WA	Recruitment	81	Gen/Self
LITTLEJOHN,CYNTHIA	ATLANTA, GA	Conf/Semnr/Wkshp	1,299	Gen/Self
LOCICERO, GEOFF	HATTIESBURG, MS	WEBINAR	400	Gen/Self
LOCICERO,GEOFF	NEW ORLEANS, LA	Conf/Semnr/Wkshp	1,160	Gen/Self
LOCICERO,GEOFF	NEW ORLEANS, LA	Conf/Semnr/Wkshp	157	Gen/Self
LOMAX, KEVIN	CHICAGO, IL	TRAINING	3,495	Gen/Self
LOMAX,KEVIN	RIDGELAND, MS	Recruitment	122	Gen/Self
LOMAX,KEVIN	ATLANTA, GA	Other	224	Gen/Self
LOMAX,KEVIN	CHICAGO,IL	Other	803	Gen/Self
LOMAX,KEVIN	ATLANTA, GA	Other	436	Gen/Self
LOMAX,KEVIN	CHICAGO,IL	Other	133	Gen/Self
LOMAX,KEVIN	CHICAGO,IL	Other	450	Gen/Self
LOMAX,KEVIN	CHICAGO, IL	Other	366	Gen/Self
LOMAX,KEVIN	CHICAGO,IL	Other	90	Gen/Self
LOMAX,KEVIN	AUSTIN, TX	Business Meeting	698	Gen/Self

**OUT-OF-STATE TRAVEL
FISCAL YEAR 2018
DRAFT Printed on 10/7/2016 9:15:11 AM**

University of Southern Mississippi (268-00)

Name of Agency

Note: All expenditures recorded on this form must be totaled and said total must agree with the out-of-state travel amount indicated for FY 2016 on Form Mbr-1, line 1.A.2.b.

Employee's Name	Destination	Purpose	Travel Cost	Funding Source
LOMAX,KEVIN	AUSTIN, TX	Business Meeting	141	Gen/Self
LOMAX,KEVIN	PTE/AUSTIN, TX	Other	393	Gen/Self
LOMAX,KEVIN	AUSTIN, TX	Business Meeting	70	Gen/Self
LOWERY, KATHRYN	HOUSTON, TX	CONFERENCE	685	Gen/Self
LOWERY,KATHRYN HANEY	HOUSTON, TX	Conf/Semnr/Wkshp	743	Gen/Self
LOWERY,KATHRYN HANEY	HOUSTON, TX	Conf/Semnr/Wkshp	453	Gen/Self
LOWERY,KATHRYN HANEY	HOUSTON, TX	Conf/Semnr/Wkshp	110	Gen/Self
LOWREY, KAREN	ATLANTA, GA	PRESENTATION	350	Gen/Self
LUETHJE,RYAN	FOXWORTH, COLUMBIA, MS	Recruitment	23	Gen/Self
LUETHJE,RYAN	NATCHEZ, MS	Recruitment	37	Gen/Self
LUETHJE,RYAN	CHARLOTTE, NC	Conf/Semnr/Wkshp	276	Gen/Self
LYONS, SHERI	WASHINGTON, DC	CONFERENCE	354	Gen/Self
LYONS,SHERI	WASHINGTON, DC	Conf/Semnr/Wkshp	937	Gen/Self
MADISON, BARBARA	MEMPHIS, TN	CONFERENCE	740	Gen/Self
MADISON, BARBARA	SAVANNAH, GA	CONFERENCE	480	Gen/Self
MADISON,BARBARA E	MEMPHIS, TN	Conf/Semnr/Wkshp	485	Gen/Self
MADISON,BARBARA E	SAVANNAH, GA	Conf/Semnr/Wkshp	863	Gen/Self
MADISON,BARBARA E	MEMPHIS, TN	Conf/Semnr/Wkshp	328	Gen/Self
MADISON,BARBARA E	SAVANNAH, GA	Conf/Semnr/Wkshp	100	Gen/Self
MADISON,BARBARA E	PTE/SAVANNAH, GA	Conf/Semnr/Wkshp	403	Gen/Self
MADISON,BARBARA E	MEMPHIS, TN	Conf/Semnr/Wkshp	58	Gen/Self
MADISON,BARBARA E	SAVANNAH, GA	Conf/Semnr/Wkshp	152	Gen/Self
MAGNOLIA TRAVEL AGENCY	SARASOTA, FL	Performance	459	Gen/Self
MAGNOLIA TRAVEL AGENCY	GULFPORT, MS	Other	708	Gen/Self
MAGOLA,DAVID	NASHVILLE, TN	Conf/Semnr/Wkshp	904	Gen/Self
MAGOLA,DAVID	NASHVILLE, TN	Conf/Semnr/Wkshp	494	Gen/Self
MAGOLA,DAVID	NASHVILLE, TN	Conf/Semnr/Wkshp	44	Gen/Self
MAGOLA,DAVID	NASHVILLE, TN	Conf/Semnr/Wkshp	500	Gen/Self
MALLEY, REBECCA	PHILLADELPHIA, PA	CONFERENCE	419	Gen/Self

**OUT-OF-STATE TRAVEL
FISCAL YEAR 2018
DRAFT Printed on 10/7/2016 9:15:11 AM**

University of Southern Mississippi (268-00)

Name of Agency

Note: All expenditures recorded on this form must be totaled and said total must agree with the out-of-state travel amount indicated for FY 2016 on Form Mbr-1, line 1.A.2.b.

Employee's Name	Destination	Purpose	Travel Cost	Funding Source
MALLEY,REBECCA WOODRICK	PTE/MIAMI, FL	Business Meeting	494	Gen/Self
MALLEY,REBECCA WOODRICK	PHILADELPHIA, PA	Business Meeting	384	Gen/Self
MANGRUM,SARAH RIALS	ATLANTA, GA	Conf/Semnr/Wkshp	439	Gen/Self
MANGRUM,SARAH RIALS	ATLANTA, GA	Conf/Semnr/Wkshp	632	Gen/Self
MANGRUM,SARAH RIALS	ATLANTA, GA	Conf/Semnr/Wkshp	62	Gen/Self
MANGRUM,SARAH RIALS	ATLANTA, GA	Conf/Semnr/Wkshp	45	Gen/Self
MANGRUM,SARAH RIALS	ATLANTA, GA	Conf/Semnr/Wkshp	54	Gen/Self
MANGRUM,SARAH RIALS	ATLANTA, GA	Conf/Semnr/Wkshp	235	Gen/Self
MANGRUM,SARAH RIALS	ATLANTA, GA	Conf/Semnr/Wkshp	200	Gen/Self
MANNING,ROBERT DOUGLAS	OKLAHOMA CITY, OK	Conf/Semnr/Wkshp	386	Gen/Self
MANNING,ROBERT DOUGLAS	OKLAHOMA CITY, OK	Conf/Semnr/Wkshp	131	Gen/Self
MANNING,ROBERT DOUGLAS	OKLAHOMA CITY, OK	Conf/Semnr/Wkshp	350	Gen/Self
MANNING,ROBERT DOUGLAS	OKLAHOMA CITY, OK	Conf/Semnr/Wkshp	110	Gen/Self
MANNING,ROBERT DOUGLAS	OKLAHOMA CITY, OK	Conf/Semnr/Wkshp	150	Gen/Self
MARCIANI, LOU	HATTIESBURG, MS	BUSINESS	(68)	Gen/Self
MARCIANI, LOU	HATTIESBURG, MS	BUSINESS	68	Gen/Self
MARCIANI, LOU	HATTIESBURG, MS	BUSINESS	100	Gen/Self
MARLIN,PETRA	SAN ANTONIO, TX	Conf/Semnr/Wkshp	781	Gen/Self
MARLIN,PETRA	SAN ANTONIO, TX	Conf/Semnr/Wkshp	144	Gen/Self
MARLIN,PETRA	SAN ANTONIO, TX	Conf/Semnr/Wkshp	448	Gen/Self
MARLIN,PETRA	SAN ANTONIO, TX	Conf/Semnr/Wkshp	36	Gen/Self
MARTINS PLIRU,ANTONIO LUIS	NEW ORLEANS, LA	Observation	63	Gen/Self
MASTERSON, DOUGLAS	ATLANTA, GA	CONFERENCE	75	Gen/Self
MASTERSON,DOUGLAS	ATLANTA, GA	Conf/Semnr/Wkshp	817	Gen/Self
MASTERSON,DOUGLAS	ATLANTA, GA	Conf/Semnr/Wkshp	75	Gen/Self
MASTERSON,DOUGLAS	ATLANTA, GA	Conf/Semnr/Wkshp	218	Gen/Self
MASTERSON,DOUGLAS	ATLANTA, GA	Conf/Semnr/Wkshp	87	Gen/Self
MATHIS, PAULA	LAS VEGAS, NV	CONFERENCE	385	Gen/Self
MATHIS,ERICA	DENVER, CO	Conf/Semnr/Wkshp	200	Gen/Self

OUT-OF-STATE TRAVEL
FISCAL YEAR 2018
DRAFT Printed on 10/7/2016 9:15:11 AM

University of Southern Mississippi (268-00)

Name of Agency

Note: All expenditures recorded on this form must be totaled and said total must agree with the out-of-state travel amount indicated for FY 2016 on Form Mbr-1, line 1.A.2.b.

Employee's Name	Destination	Purpose	Travel Cost	Funding Source
MATHIS,PAULA RENEE	LAS VEGAS, NV	Conf/Semnr/Wkshp	204	Gen/Self
MATHIS,PAULA RENEE	LAS VEGAS, NV	Conf/Semnr/Wkshp	46	Gen/Self
MATINEZ,ANTHONY	DALLAS, TX	Conf/Semnr/Wkshp	77	Gen/Self
MAVRODI,DMITRI	WASHINGTON, DC	Business Meeting	80	Gen/Self
MAVRODI,DMITRI	WASHINGTON, DC	Business Meeting	782	Gen/Self
MC ILWAIN,JACQUELINE	MEMPHIS,TN;CONWAY, AR	Performance	519	Gen/Self
MCALPIN, RICKY	BATON ROUGE, LA	CONFERENCE	550	Gen/Self
MCALPIN, RICKY	NEW ORLEANS, LA	CONFERENCE	1,455	Gen/Self
MCALPIN,RICKEY	BATON ROUGE, LA	Conf/Semnr/Wkshp	657	Gen/Self
MCALPIN,RICKEY	NEW ORLEANS, LA	Conf/Semnr/Wkshp	1,326	Gen/Self
MCALPIN,RICKEY	BATON ROUGE, LA	Conf/Semnr/Wkshp	188	Gen/Self
MCALPIN,RICKEY	NEW ORLEANS, LA	Conf/Semnr/Wkshp	258	Gen/Self
MCCARROLL,MOLLIE	MONROE, LA;LONG BEACH, MS	Recruitment	36	Gen/Self
MCCARROLL,MOLLIE	SHREVEPORT, LA	Recruitment	93	Gen/Self
MCCARROLL,MOLLIE	MEMPHIS, TN	Recruitment	49	Gen/Self
MCCARROLL,MOLLIE	RALEIGH, NC	Conf/Semnr/Wkshp	276	Gen/Self
MCDONALD,AUSTIN	STARKVILLE, MS	Recruitment	148	Gen/Self
MCDONALD,AUSTIN	MOBILE, AL	Recruitment	248	Gen/Self
MCDONALD,AUSTIN	TROY, AL	Recruitment	136	Gen/Self
MCDONALD,AUSTIN	MOBILE, AL	Recruitment	76	Gen/Self
MCGEE,TONYA	POINT CLEAR, AL	Conf/Semnr/Wkshp	572	Gen/Self
MCGEE,TONYA	POINT CLEAR, AL	Conf/Semnr/Wkshp	138	Gen/Self
MCGILLIS, BILL	HOUSTON, TX	BUSINESS	(1,160)	Gen/Self
MCGILLIS, BILL	ATLANTA, GA	BUSINESS	(5,280)	Gen/Self
MCGILLIS, BILL	GAINESVILLE, FL	BUSINESS	(3,360)	Gen/Self
MCGILLIS, BILL	VICKSBURG, MS	BUSINESS	(720)	Gen/Self
MCGILLIS, BILL	VICKSBURG, MS	BUSINESS	(1,040)	Gen/Self
MCLELLAND, MELINDA	CHICAGO, IL	CONFERENCE	239	Gen/Self
MCLELLAND, MELINDA	CHICAGO, IL	CONFERENCE	450	Gen/Self
MCLELLAND,MELINDA	CHICAGO, IL	Conf/Semnr/Wkshp	671	Gen/Self
MCLELLAND,MELINDA	CHICAGO, IL	Conf/Semnr/Wkshp	47	Gen/Self

OUT-OF-STATE TRAVEL
FISCAL YEAR 2018
DRAFT Printed on 10/7/2016 9:15:11 AM

University of Southern Mississippi (268-00)

Name of Agency

Note: All expenditures recorded on this form must be totaled and said total must agree with the out-of-state travel amount indicated for FY 2016 on Form Mbr-1, line 1.A.2.b.

Employee's Name	Destination	Purpose	Travel Cost	Funding Source
MCMINN,HALEY	MINNEAPOLIS, MN	Conf/Semnr/Wkshp	725	Gen/Self
MCMINN,HALEY	MINNEAPOLIS, MN	Conf/Semnr/Wkshp	104	Gen/Self
MCMINN,HALEY	MINNEAPOLIS, MN	Conf/Semnr/Wkshp	374	Gen/Self
MCMINN,HALEY	MINNEAPOLIS, MN	Conf/Semnr/Wkshp	65	Gen/Self
MCNAIR,DELORES	PENSACOLA, FL	Conf/Semnr/Wkshp	138	Gen/Self
MCNAIR,DELORES	CHICAGO, IL	Conf/Semnr/Wkshp	182	Gen/Self
MIDDLETON,DEANA	NEW ORLEANS, LA	Conf/Semnr/Wkshp	111	Gen/Self
MIDDLETON,DEANA	WASHINGTON, DC	CONFERENCE	625	Gen/Self
MILLER, AMY	ATLANTA, GA	CONFERENCE	75	Gen/Self
MILLER, AMY	DENVER, CO	CONFERENCE	550	Gen/Self
MILLER,AMY CHASTEEN	ATLANTA, GA	Conf/Semnr/Wkshp	936	Gen/Self
MILLER,AMY CHASTEEN	ATLANTA, GA	Conf/Semnr/Wkshp	364	Gen/Self
MILLER,AMY CHASTEEN	ATLANTA, GA	Conf/Semnr/Wkshp	72	Gen/Self
MILLER,MARK M	PENSACOLA, FL	Conf/Semnr/Wkshp	95	Gen/Self
MILSTEAD,ALEX	MEMPHIS, TN	Recruitment	47	Gen/Self
MILSTEAD,ALEX	MEMPHIS, TN	Recruitment	7	Gen/Self
MILSTEAD,ALEX	LOUISIANA	Recruitment	142	Gen/Self
MILSTEAD,ALEX	CHARLOTTE, NC	Conf/Semnr/Wkshp	276	Gen/Self
Misc adj	na	na	(459)	Gen/Self
Miscellaneous Adjustments	N/A	N/A	(9,679)	Gen/Self
MOLDEN,VANESSA	JACKSON, MS	Recruitment	35	Gen/Self
MOORE,FRANK R	NORMAN, OK	Conf/Semnr/Wkshp	180	Gen/Self
MOORE,FRANK R	NORMAN, OK	Conf/Semnr/Wkshp	85	Gen/Self
MOORE,FRANK R	NORMAN, OK	Conf/Semnr/Wkshp	82	Gen/Self
MORGAN, TWILLIA	LAS VEGAS, NV	CONFERENCE	385	Gen/Self
MORGAN,CHESTER M	SAVANNAH, GA	Conf/Semnr/Wkshp	736	Gen/Self
MORGAN,CHESTER M	SAVANNAH, GA	Conf/Semnr/Wkshp	745	Gen/Self
MORGAN,CHESTER M	SAVANNAH, GA	Conf/Semnr/Wkshp	45	Gen/Self
MORGAN,CHESTER M	SAVANNAH, GA	Conf/Semnr/Wkshp	175	Gen/Self
MORGAN,HANI	CHICAGO, IL	Conf/Semnr/Wkshp	218	Gen/Self
MORGAN,HANI	CHICAGO, IL	Conf/Semnr/Wkshp	192	Gen/Self
MORGAN,HANI	CHICAGO, IL	Conf/Semnr/Wkshp	180	Gen/Self

**OUT-OF-STATE TRAVEL
FISCAL YEAR 2018
DRAFT Printed on 10/7/2016 9:15:11 AM**

University of Southern Mississippi (268-00)

Name of Agency

Note: All expenditures recorded on this form must be totaled and said total must agree with the out-of-state travel amount indicated for FY 2016 on Form Mbr-1, line 1.A.2.b.

Employee's Name	Destination	Purpose	Travel Cost	Funding Source
MORGAN,TWILLIA T	LAS VEGAS, NV	Conf/Semnr/Wkshp	1,046	Gen/Self
MORGAN,TWILLIA T	LAS VEGAS, NV	Conf/Semnr/Wkshp	127	Gen/Self
MORGAN,TWILLIA T	LAS VEGAS, NV	Conf/Semnr/Wkshp	338	Gen/Self
MORGAN,TWILLIA T	LAS VEGAS, NV	Conf/Semnr/Wkshp	84	Gen/Self
MOSER, STEVEN	HOUSTON, TX	CONFERENCE	545	Gen/Self
MOSER, STEVEN	INDIANAPOLIS, IN	CONFERENCE	675	Gen/Self
MOSER, STEVEN	PARK CITY, UT	CONFERENCE	450	Gen/Self
MOSER, STEVEN	DENVER, CO	CONFERENCE	650	Gen/Self
MOSER,STEVEN R	LONG BEACH,MS;MOBILE,AL	Business Meeting	105	Gen/Self
MOSER,STEVEN R	HOUSTON, TX	Conf/Semnr/Wkshp	1,155	Gen/Self
MOSER,STEVEN R	HOUSTON, TX	Conf/Semnr/Wkshp	501	Gen/Self
MRAZ,JENNIFER	PROVIDENCE, RI	Conf/Semnr/Wkshp	719	Gen/Self
MRAZ,JENNIFER	PROVIDENCE, RI	Conf/Semnr/Wkshp	31	Gen/Self
MULLOY, MEGAN	PHILADELPHIA, PA	TRAINING	970	Gen/Self
MULLOY, MEGAN	PHILADELPHIA, PA	TRAINING	566	Gen/Self
MULLOY,MEGAN	PHILDELPHIA, PA	Other	392	Gen/Self
MULLOY,MEGAN	PHILDELPHIA, PA	Other	631	Gen/Self
MULLOY,MEGAN	PHILDELPHIA, PA	Other	88	Gen/Self
MYERS,AMANDA CARRIE	BOGALUSA, LA	Business Meeting	45	Gen/Self
NAQUIN,MARLENE	NEW ORLEANS, LA	Business Meeting	91	Gen/Self
NATL ASSN OF COLLEGE & UNIV ATTORNEYS	SAN FRANCISCO, CA	Conf/Semnr/Wkshp	2,680	Gen/Self
NATL ASSN OF STUDENT FINANCIAL AID ADMIN NEW	NEW ORLEANS, LA	Conf/Semnr/Wkshp	2,185	Gen/Self
NEWSOME, MARJORIE	LAS VEGAS, NV	CONFERENCE	385	Gen/Self
NEWSOME,MARJORIE	LAS VEGAS, NV	Conf/Semnr/Wkshp	984	Gen/Self
NEWSOME,MARJORIE	LAS VEGAS, NV	Conf/Semnr/Wkshp	144	Gen/Self
NEWSOME,MARJORIE	LAS VEGAS, NV	Conf/Semnr/Wkshp	336	Gen/Self
NEWSOME,MARJORIE	LAS VEGAS, NV	Conf/Semnr/Wkshp	20	Gen/Self
NEWTON,REBECCA	LAS VEGAS, NV	Conf/Semnr/Wkshp	1,246	Gen/Self
NEWTON,REBECCA	LAS VEGAS, NV	Conf/Semnr/Wkshp	754	Gen/Self
NORVAL , GARY	HATTIESBURG, MS	TRAINING	4,800	Gen/Self

OUT-OF-STATE TRAVEL
FISCAL YEAR 2018
DRAFT Printed on 10/7/2016 9:15:11 AM

University of Southern Mississippi (268-00)

Name of Agency

Note: All expenditures recorded on this form must be totaled and said total must agree with the out-of-state travel amount indicated for FY 2016 on Form Mbr-1, line 1.A.2.b.

Employee's Name	Destination	Purpose	Travel Cost	Funding Source
NUGENT, KATHERINE	WASHINGTON, DC	CONFERENCE	449	Gen/Self
NUGENT, KATHERINE	WASHINGTON, DC	Business Meeting	1,535	Gen/Self
NUGENT, KATHERINE	SAN ANTONIO, TX	Conf/Semnr/Wkshp	962	Gen/Self
NUGENT, KATHERINE	WASHINGTON, DC	Business Meeting	80	Gen/Self
NUGENT, KATHERINE	SAN ANTONIO, TX	Conf/Semnr/Wkshp	75	Gen/Self
NUGENT, KATHERINE	WASHINGTON, DC	Business Meeting	112	Gen/Self
NUGENT, KATHERINE	WASHINGTON, DC	Conf/Semnr/Wkshp	444	Gen/Self
NUGENT, KATHERINE	SAN ANTONIO, TX	Conf/Semnr/Wkshp	351	Gen/Self
NUGENT, KATHERINE	WASHINGTON, DC	Business Meeting	104	Gen/Self
NUGENT, KATHERINE	WASHINGTON, DC	Conf/Semnr/Wkshp	449	Gen/Self
NUGENT, KATHERINE	SAN ANTONIO, TX	Conf/Semnr/Wkshp	549	Gen/Self
NWACHUKWU, EMMANUE L ONYINGYE	STARKVILLE, MS	Conf/Semnr/Wkshp	138	Gen/Self
NWACHUKWU, EMMANUE L ONYINGYE	STARKVILLE, MS	Conf/Semnr/Wkshp	162	Gen/Self
NWACHUKWU, EMMANUE L ONYINGYE	NORMAN, OK	Conf/Semnr/Wkshp	300	Gen/Self
OSBORNE, JENNIFER	SAVANNAH, GA	Conf/Semnr/Wkshp	509	Gen/Self
OSBORNE, JENNIFER	SAVANNAH, GA	Conf/Semnr/Wkshp	341	Gen/Self
OSBORNE, JENNIFER	SAVANNAH, GA	Conf/Semnr/Wkshp	25	Gen/Self
OZBUN, MARCUS	IRVING, TX	Business Meeting	125	Gen/Self
OZBUN, MARCUS	DALLAS, TX	Conf/Semnr/Wkshp	168	Gen/Self
OZBUN, MARCUS	DALLAS, TX	Conf/Semnr/Wkshp	530	Gen/Self
OZBUN, MARCUS	DALLAS, TX	Conf/Semnr/Wkshp	300	Gen/Self
PANDEY, RAS B	BALTIMORE, MD	Conf/Semnr/Wkshp	385	Gen/Self
PANELLA, LARRY	NEW ORLEANS, LA	PERFORMANCE	136	Gen/Self
PARKER, PAULA DIANE	SAN ANTONIO, TX	Conf/Semnr/Wkshp	550	Gen/Self
PARKER, PAULA DIANE	SAN ANTONIO, TX	Conf/Semnr/Wkshp	13	Gen/Self
PARKER, PAULA DIANE	SAN ANTONIO, TX	Conf/Semnr/Wkshp	458	Gen/Self
PARKER, PAULA DIANE	SAN ANTONIO, TX	Conf/Semnr/Wkshp	128	Gen/Self
PARKER, PAULA DIANE	SAN ANTONIO, TX	Conf/Semnr/Wkshp	385	Gen/Self
PATEL, VIJAY M	INDIANAPOLIS, IN	Conf/Semnr/Wkshp	923	Gen/Self
PATEL, VIJAY M	PORTLAND, OR	Conf/Semnr/Wkshp	118	Gen/Self
PATERSON, MARIETTA	BATON ROUGE, LA	Research and Teaching	134	Gen/Self

**OUT-OF-STATE TRAVEL
FISCAL YEAR 2018
DRAFT Printed on 10/7/2016 9:15:11 AM**

University of Southern Mississippi (268-00)

Name of Agency

Note: All expenditures recorded on this form must be totaled and said total must agree with the out-of-state travel amount indicated for FY 2016 on Form Mbr-1, line 1.A.2.b.

Employee's Name	Destination	Purpose	Travel Cost	Funding Source
PATERSON,MARIETTA M	BATON ROUGE, LA	Research and Teaching	136	Gen/Self
PATERSON,MARIETTA M	NEW YORK, NY	Presentation	270	Gen/Self
PATERSON,MARIETTA M	NEW YORK, NY	Presentation	75	Gen/Self
PATERSON,MARIETTA M	NEW YORK, NY	Presentation	322	Gen/Self
PATERSON,MARIETTA M	NEW YORK, NY	Presentation	180	Gen/Self
PATERSON,MARIETTA M	NEW YORK, NY	Presentation	475	Gen/Self
PATTERSON,ADRIENNE	LITTLE ROCK, AR	Conf/Semnr/Wkshp	592	Gen/Self
PATTERSON,ADRIENNE	LITTLE ROCK, AR	Conf/Semnr/Wkshp	413	Gen/Self
PATTON,DEREK L	NEW ORLEANS, LA	Business Meeting	132	Gen/Self
PATTON,DEREK L	NEW ORLEANS, LA	Business Meeting	132	Gen/Self
PEREZ,CHRISTOPHER MICHAEL	NEW ORLEANS, LA	Conf/Semnr/Wkshp	80	Gen/Self
PERRY,RICHARD	KNOXVILLE, TN	Conf/Semnr/Wkshp	1,305	Gen/Self
PERRY,RICHARD	KNOXVILLE, TN	CONFERENCE	238	Gen/Self
PEYREFITTE,JOSEPH	SAVANNAH, GA	Conf/Semnr/Wkshp	684	Gen/Self
PEYREFITTE,JOSEPH	SAVANNAH, GA	Conf/Semnr/Wkshp	405	Gen/Self
PEYREFITTE,JOSEPH	SAVANNAH, GA	Conf/Semnr/Wkshp	41	Gen/Self
PEYREFITTE,JOSEPH	SAVANNAH, GA	Conf/Semnr/Wkshp	285	Gen/Self
PHILLIPS, ANDREA	ORLANDO, FL	CONFERENCE	690	Gen/Self
PHILLIPS, DALEANA	ORLANDO, FL	CONFERENCE	545	Gen/Self
PHILLIPS,ANDREA S	ORLANDO, FL	Conf/Semnr/Wkshp	355	Gen/Self
PHILLIPS,ANDREA S	ORLANDO, FL	Conf/Semnr/Wkshp	281	Gen/Self
PHILLIPS,ANDREA S	ORLANDO, FL	Conf/Semnr/Wkshp	34	Gen/Self
PHILLIPS,DALEANA	ORLANDO, FL	Conf/Semnr/Wkshp	1,087	Gen/Self
PHILLIPS,DALEANA	ORLANDO, FL	Conf/Semnr/Wkshp	287	Gen/Self
PHILLIPS,DALEANA	ORLANDO, FL	Conf/Semnr/Wkshp	67	Gen/Self
PHILLIPS,DENNIS R	GRAPEVINE, TX	Business Meeting	812	Gen/Self
PHILLIPS,DENNIS R	INDIANAPOLIS, IN	Business Meeting	367	Gen/Self
PHILLIPS,DENNIS R	DESTIN, FL	Business Meeting	771	Gen/Self
PHILLIPS,DENNIS R	GRAPEVINE, TX	Business Meeting	518	Gen/Self
PHILLIPS,DENNIS R	INDIANAPOLIS, IN	Business Meeting	76	Gen/Self
PHILLIPS,DENNIS R	DESTIN, FL	Business Meeting	222	Gen/Self

OUT-OF-STATE TRAVEL
FISCAL YEAR 2018
DRAFT Printed on 10/7/2016 9:15:11 AM

University of Southern Mississippi (268-00)

Name of Agency

Note: All expenditures recorded on this form must be totaled and said total must agree with the out-of-state travel amount indicated for FY 2016 on Form Mbr-1, line 1.A.2.b.

Employee's Name	Destination	Purpose	Travel Cost	Funding Source
PHILLIPS,DENNIS R	INDIANAPOLIS, IN	Business Meeting	163	Gen/Self
PHILLIPS,DENNIS R	DESTIN, FL	Business Meeting	40	Gen/Self
PHILLIPS,DENNIS R	GRAPEVINE, TX	Business Meeting	100	Gen/Self
PHILLIPS,DENNIS R	NEW ORLEANS, LA	Conf/Semnr/Wkshp	70	Gen/Self
PHILLIPS,DENNIS R	ST SIMON ISLAND, GA	Business Meeting	255	Gen/Self
PHILLIPS,DENNIS R	NEW ORLEANS, LA	Conf/Semnr/Wkshp	121	Gen/Self
PHILLIPS,DENNIS R	ST SIMON ISLAND, GA	Conf/Semnr/Wkshp	346	Gen/Self
PHILLIPS,DENNIS R	ST SIMON ISLAND, GA	Conf/Semnr/Wkshp	295	Gen/Self
PHILLIPS,NADINE	VIRGINIA BEACH, VA	Conf/Semnr/Wkshp	289	Gen/Self
PHILLIPS,NADINE	VIRGINIA BEACH, VA	Conf/Semnr/Wkshp	10	Gen/Self
PHILLIPS,NADINE	VIRGINIA BEACH, VA	Conf/Semnr/Wkshp	658	Gen/Self
PHILLIPS,NADINE	VIRGINIA BEACH, VA	Conf/Semnr/Wkshp	125	Gen/Self
PHILLIPS,NADINE	VIRGINIA BEACH, VA	Conf/Semnr/Wkshp	175	Gen/Self
PICKERING,ADAM L	METAIRIE, LA	Business Meeting	150	Gen/Self
PICKERING,ADAM L	METAIRIE, LA	Business Meeting	5	Gen/Self
PIERCE, BOB	HOUSTON, TX	BUSINESS	(1,160)	Gen/Self
PIERCE, BOB	HOUSTON, TX	BUSINESS	580	Gen/Self
PIERCE, BOB	HOUSTON, TX	BUSINESS	580	Gen/Self
PIERCE,GREG W	DALLAS, TX	Conf/Semnr/Wkshp	332	Gen/Self
PIERCE,GREG W	DALLAS, TX	Conf/Semnr/Wkshp	782	Gen/Self
PIERCE,GREG W	DALLAS, TX	Conf/Semnr/Wkshp	8	Gen/Self
PIERCE,GREG W	DALLAS, TX	Conf/Semnr/Wkshp	171	Gen/Self
PIGZA,JULIE	ATLANTA, GA	Conf/Semnr/Wkshp	1,320	Gen/Self
PINEDA,ROBERTO	NEW ORLEANS, LA	Business Meeting	121	Gen/Self
PITTS,JAMES	WASHINGTON, DC	Conf/Semnr/Wkshp	231	Gen/Self
PITTS,JAMES	WASHINGTON, DC	Conf/Semnr/Wkshp	269	Gen/Self
PITTS,JAMES	PTE/DENVER, CO	Conf/Semnr/Wkshp	250	Gen/Self
PLATT, RONALD	BATONROUGE, LA	RECRUITING	181	Gen/Self
PLUSKOTA,JONATHAN	LAS VEGAS, NV	Conf/Semnr/Wkshp	1,062	Gen/Self
PLUSKOTA,JONATHAN	LAS VEGAS, NV	Conf/Semnr/Wkshp	124	Gen/Self
PLUSKOTA,JONATHAN	LAS VEGAS, NV	Conf/Semnr/Wkshp	361	Gen/Self
PLUSKOTA,JONATHAN	LAS VEGAS, NV	Conf/Semnr/Wkshp	208	Gen/Self

**OUT-OF-STATE TRAVEL
FISCAL YEAR 2018
DRAFT Printed on 10/7/2016 9:15:11 AM**

University of Southern Mississippi (268-00)

Name of Agency

Note: All expenditures recorded on this form must be totaled and said total must agree with the out-of-state travel amount indicated for FY 2016 on Form Mbr-1, line 1.A.2.b.

Employee's Name	Destination	Purpose	Travel Cost	Funding Source
PLUSKOTA,JONATHAN	LAS VEGAS, NV	Conf/Semnr/Wkshp	225	Gen/Self
POOL,SHARON	TROY, AL	Recruitment	164	Gen/Self
POOL,SHARON	TROY, AL	Recruitment	42	Gen/Self
POSEY, PAMELA	BUFFALO, NY	CONFERENCE	483	Gen/Self
POSEY, PAMELA	BUFFALO, NY	CONFERENCE	(1,134)	Gen/Self
POSEY, PAMELA	BUFFALO, NY	CONFERENCE	1,134	Gen/Self
POSEY,PAMELA G	BUFFALO, NY	Conf/Semnr/Wkshp	943	Gen/Self
POSEY,PAMELA G	BUFFALO, NY	Conf/Semnr/Wkshp	151	Gen/Self
POSEY,PAMELA G	BUFFALO, NY	Conf/Semnr/Wkshp	40	Gen/Self
POTTER,MADELINE JEAN	BIRMINGHAM, AL	Conf/Semnr/Wkshp	200	Gen/Self
POWELL, WILLIAM	KISSIMMEE, FL	CONFERENCE	1,000	Gen/Self
POWELL,REBECCA	NEW YORK, NY	Conf/Semnr/Wkshp	405	Gen/Self
POWELL,REBECCA	NEW YORK, NY	Conf/Semnr/Wkshp	75	Gen/Self
POWELL,WILLIAM W	KISSIMMEE, FL	Conf/Semnr/Wkshp	730	Gen/Self
POWELL,WILLIAM W	HOUSTON, TX	Conf/Semnr/Wkshp	701	Gen/Self
POWELL,WILLIAM W	KISSIMMEE, FL	Conf/Semnr/Wkshp	707	Gen/Self
POWELL,WILLIAM W	HOUSTON, TX	Conf/Semnr/Wkshp	500	Gen/Self
POWELL,WILLIAM W	HOUSTON, TX	Conf/Semnr/Wkshp	71	Gen/Self
POWELL,WILLIAM W	HOUSTON, TX	Conf/Semnr/Wkshp	475	Gen/Self
PRO TRAVEL INC	MANCHESTER, NH	Presentation	645	Gen/Self
PRO TRAVEL INC	GULFPORT, MS/BOSTON MA	Presentation	798	Gen/Self
PRO TRAVEL INC	WASHINGTON, D.C.	Conf/Semnr/Wkshp	615	Gen/Self
PRO TRAVEL INC	PANAMA CITY BEACH, FL	Observation	2,110	Gen/Self
PRO TRAVEL INC	BATON ROUGE, LA	Observation	774	Gen/Self
PRO TRAVEL INC	ATLANTA, GA	Other	2,508	Gen/Self
PRO TRAVEL INC	BIRMINGHAM, AL	Other	3,076	Gen/Self
PRO TRAVEL INC	PANAMA CITY, FL	Other	1,036	Gen/Self
PRO TRAVEL INC	PANAMA CITY BEACH, FL	Observation	1,036	Gen/Self
PRO TRAVEL INC	ATLANTA, GA	Research and Teaching	1,860	Gen/Self
PRO TRAVEL INC	ATLANTA, GA	Other	1,680	Gen/Self
PRO TRAVEL INC	NEW ORLEANS, LA	Observation	1,114	Gen/Self

**OUT-OF-STATE TRAVEL
FISCAL YEAR 2018
DRAFT Printed on 10/7/2016 9:15:11 AM**

University of Southern Mississippi (268-00)

Name of Agency

Note: All expenditures recorded on this form must be totaled and said total must agree with the out-of-state travel amount indicated for FY 2016 on Form Mbr-1, line 1.A.2.b.

Employee's Name	Destination	Purpose	Travel Cost	Funding Source
PULLENS/DAVIS	SAVANNAH, GA	CONFERENCE	1,560	Gen/Self
PURVIS, KAYLA	HOUSTON, TX; WAYNESBORO,MS	Recruitment	495	Gen/Self
PURVIS, KAYLA	MONTGOMERY, AL	Recruitment	11	Gen/Self
PURVIS, KAYLA	HOUSTON, TX; WAYNESBORO,MS	Recruitment	9	Gen/Self
PURVIS, KAYLA	RALEIGH, NC	Conf/Semnr/Wkshp	276	Gen/Self
QUAS,LAUREN M	HOUSTON, TX	Conf/Semnr/Wkshp	989	Gen/Self
QUAS,LAUREN M	HOUSTON, TX	Conf/Semnr/Wkshp	(989)	Gen/Self
QUAS,LAUREN M	HOUSTON, TX	Conf/Semnr/Wkshp	986	Gen/Self
QUAS,LAUREN M	HOUSTON, TX	Conf/Semnr/Wkshp	97	Gen/Self
QUAS,LAUREN M	HOUSTON, TX	Conf/Semnr/Wkshp	3	Gen/Self
QUIN, MATTHEW	POINT CLEAR, AL	WORKSHOP	90	Gen/Self
QUIN,MATTHEW	POINT CLEAR, AL	Business Meeting	56	Gen/Self
RAND,CATHERINE A	SAN JOSE, CA	Conf/Semnr/Wkshp	1,603	Gen/Self
RAND,CATHERINE A	CHICAGO, IL	Conf/Semnr/Wkshp	510	Gen/Self
RAND,CATHERINE A	CHICAGO, IL	Conf/Semnr/Wkshp	200	Gen/Self
RAND,CATHERINE A	DANA POINT, CA	Business Meeting	1,533	Gen/Self
RAND,CATHERINE A	LAFAYETTE, IN	Conf/Semnr/Wkshp	653	Gen/Self
RAND,CATHERINE A	SAN JOSE, CA	Conf/Semnr/Wkshp	78	Gen/Self
RAND,CATHERINE A	CHICAGO, IL	Conf/Semnr/Wkshp	141	Gen/Self
RAND,CATHERINE A	DANA POINT, CA	Conf/Semnr/Wkshp	122	Gen/Self
RAND,CATHERINE A	LAFAYETTE, IN	Conf/Semnr/Wkshp	122	Gen/Self
RAND,CATHERINE A	LAFAYETTE, IN	Conf/Semnr/Wkshp	117	Gen/Self
RAND,CATHERINE A	SAN JOSE, CA	Conf/Semnr/Wkshp	765	Gen/Self
RAND,CATHERINE A	CHICAGO, IL	Conf/Semnr/Wkshp	279	Gen/Self
RAND,CATHERINE A	DANA POINT, CA	Conf/Semnr/Wkshp	530	Gen/Self
RAND,CATHERINE A	LAFAYETTE, IN	Conf/Semnr/Wkshp	485	Gen/Self
RAND,CATHERINE A	SAN JOSE, CA	Conf/Semnr/Wkshp	136	Gen/Self
RAND,CATHERINE A	DANA POINT, CA	Business Meeting	155	Gen/Self
RAND,CATHERINE A	LAFAYETTE, IN	Conf/Semnr/Wkshp	125	Gen/Self
RAND,CATHERINE A	SAN JOSE, CA	Conf/Semnr/Wkshp	350	Gen/Self
RAND,CATHERINE A	LAFAYETTE, IN	Conf/Semnr/Wkshp	72	Gen/Self

OUT-OF-STATE TRAVEL
FISCAL YEAR 2018
DRAFT Printed on 10/7/2016 9:15:11 AM

University of Southern Mississippi (268-00)

Name of Agency

Note: All expenditures recorded on this form must be totaled and said total must agree with the out-of-state travel amount indicated for FY 2016 on Form Mbr-1, line 1.A.2.b.

Employee's Name	Destination	Purpose	Travel Cost	Funding Source
RASMUSSEN,LINDA M	BATON ROUGE, LA	Business Meeting	192	Gen/Self
RAYBORN, SUSAN	WASHINGTON, DC	CONFERENCE	474	Gen/Self
RAYBORN, SUSAN	LAS VEGAS, NV	CONFERENCE	1,125	Gen/Self
RAYBORN,MICHONG	SALT LAKE CITY, UT	Conf/Semnr/Wkshp	1,084	Gen/Self
RAYBORN,MICHONG	SANDESTIN, FL	Conf/Semnr/Wkshp	1,280	Gen/Self
RAYBORN,MICHONG	PORTLAND, OR	Conf/Semnr/Wkshp	719	Gen/Self
RAYBORN,MICHONG	SALT LAKE CITY, UT	Conf/Semnr/Wkshp	140	Gen/Self
RAYBORN,MICHONG	SANDESTIN, FL	Conf/Semnr/Wkshp	247	Gen/Self
RAYBORN,MICHONG	PORTLAND, OR	Conf/Semnr/Wkshp	140	Gen/Self
RAYBORN,MICHONG	PORTLAND, OR	Conf/Semnr/Wkshp	192	Gen/Self
RAYBORN,MICHONG	SALT LAKE CITY, UT	Conf/Semnr/Wkshp	403	Gen/Self
RAYBORN,MICHONG	PORTLAND, OR	Conf/Semnr/Wkshp	248	Gen/Self
RAYBORN,MICHONG	SALT LAKE CITY, UT	Conf/Semnr/Wkshp	10	Gen/Self
RAYBORN,MICHONG	PORTLAND, OR	Conf/Semnr/Wkshp	63	Gen/Self
RAYBORN,MICHONG	SALT LAKE CITY, UT	Conf/Semnr/Wkshp	590	Gen/Self
RAYBORN,MICHONG	SANDESTIN, FL	Conf/Semnr/Wkshp	550	Gen/Self
RAYBORN,MICHONG	PORTLAND, OR	Conf/Semnr/Wkshp	450	Gen/Self
RAYBORN,SUSAN G	WASHINGTON, DC	Conf/Semnr/Wkshp	1,635	Gen/Self
RAYBORN,SUSAN G	WASHINGTON, DC	Conf/Semnr/Wkshp	99	Gen/Self
RAYBORN,SUSAN G	WASHINGTON, DC	Conf/Semnr/Wkshp	131	Gen/Self
READY, RICHARD	ORANGE BEACH, AL	WORKSHOP	450	Gen/Self
READY, STACEY	LAS VEGAS, NV	CONFERENCE	385	Gen/Self
READY,RICHARD	ORANGE BCH, AL	Conf/Semnr/Wkshp	1,002	Gen/Self
READY,RICHARD	ORANGE BCH, AL	Conf/Semnr/Wkshp	175	Gen/Self
READY,STACEY C	LAS VEGAS, NV	Conf/Semnr/Wkshp	772	Gen/Self
READY,STACEY C	LAS VEGAS, NV	Conf/Semnr/Wkshp	129	Gen/Self
READY,STACEY C	LAS VEGAS, NV	Conf/Semnr/Wkshp	804	Gen/Self
READY,STACEY C	LAS VEGAS, NV	Conf/Semnr/Wkshp	47	Gen/Self
Redistribution from DE02054	na	na	(3,700)	Gen/Self
Redistribution of funds from DE00054	na	na	(2,000)	Gen/Self
REEVES,STACY	ASHVILLE, NC	Conf/Semnr/Wkshp	814	Gen/Self

**OUT-OF-STATE TRAVEL
FISCAL YEAR 2018
DRAFT Printed on 10/7/2016 9:15:11 AM**

University of Southern Mississippi (268-00)

Name of Agency

Note: All expenditures recorded on this form must be totaled and said total must agree with the out-of-state travel amount indicated for FY 2016 on Form Mbr-1, line 1.A.2.b.

Employee's Name	Destination	Purpose	Travel Cost	Funding Source
REEVES,STACY	ASHVILLE, NC	Conf/Semnr/Wkshp	716	Gen/Self
REEVES,STACY	ASHVILLE, NC	Conf/Semnr/Wkshp	230	Gen/Self
REGAN,JENNIFER	ATLANTA, GA	Conf/Semnr/Wkshp	1,229	Gen/Self
REGAN,JENNIFER	ATLANTA, GA	Conf/Semnr/Wkshp	409	Gen/Self
REGAN,JENNIFER	ATLANTA, GA	Conf/Semnr/Wkshp	90	Gen/Self
REID,JULIE ANN	ATLANTA, GA	Conf/Semnr/Wkshp	418	Gen/Self
REMPPEL,MORGAN	SANTA FE, NM	Conf/Semnr/Wkshp	381	Gen/Self
REMPPEL,MORGAN	WASHINGTON, DC	Conf/Semnr/Wkshp	522	Gen/Self
REMPPEL,MORGAN	WASHINGTON, DC	Conf/Semnr/Wkshp	133	Gen/Self
REMPPEL,MORGAN	SANTA FE, NM	Conf/Semnr/Wkshp	85	Gen/Self
REMPPEL,MORGAN	SANTA FE, NM	Conf/Semnr/Wkshp	453	Gen/Self
REMPPEL,MORGAN	WASHINGTON, DC	Conf/Semnr/Wkshp	208	Gen/Self
REMPPEL,MORGAN	SANTA FE, NM	Conf/Semnr/Wkshp	125	Gen/Self
REMPPEL,MORGAN	WASHINGTON, DC	Conf/Semnr/Wkshp	100	Gen/Self
REYNOLDS,CARLEY	PITTSBURGH, PA	Conf/Semnr/Wkshp	117	Gen/Self
REYNOLDS,CARLEY	PITTSBURGH, PA	Conf/Semnr/Wkshp	100	Gen/Self
RIALS, LEAH	BATON ROUGE, LA	TRAINING	240	Gen/Self
RIALS, LEAH	BATON ROUGE, LA	TRAINING	400	Gen/Self
RIALS,LEAH	BATON ROUGE, LA	Other	79	Gen/Self
RICH,KAREN	MOBILE, AL	Business Meeting	86	Gen/Self
RICHARD,LAURA	NEW ORLEANS, LA	Conf/Semnr/Wkshp	128	Gen/Self
RICHARD,LAURA	NEW ORLEANS, LA	Conf/Semnr/Wkshp	24	Gen/Self
RICHARD,LAURA	NEW ORLEANS, LA	Conf/Semnr/Wkshp	400	Gen/Self
RICHARD,LAURA	WASHINGTON, DC	Conf/Semnr/Wkshp	624	Gen/Self
RICHARDS,KRISTEN A	BIRMINGHAM, AL	Recruitment	189	Gen/Self
RICHARDS,KRISTEN A	MADISON, HUNTSVILLE, AL	Recruitment	696	Gen/Self
RICHARDS,KRISTEN A	MEMPHIS,CHATTANOOGA , TN	Recruitment	340	Gen/Self
RICHARDS,KRISTEN A	MEMPHIS, JACKSON, TN	Recruitment	702	Gen/Self
RICHARDS,KRISTEN A	BRIMINGHAM, AL	Recruitment	420	Gen/Self
RICHARDS,KRISTEN A	S'TOBIA,MS;HUNTSVILLE, AL	Recruitment	440	Gen/Self

OUT-OF-STATE TRAVEL
FISCAL YEAR 2018
DRAFT Printed on 10/7/2016 9:15:11 AM

University of Southern Mississippi (268-00)

Name of Agency

Note: All expenditures recorded on this form must be totaled and said total must agree with the out-of-state travel amount indicated for FY 2016 on Form Mbr-1, line 1.A.2.b.

Employee's Name	Destination	Purpose	Travel Cost	Funding Source
RICHARDS,KRISTEN A	HERNANDO, MS;MEMPHIS, TN	Recruitment	304	Gen/Self
RICHARDS,KRISTEN A	BIRMINGHAM, AL	Recruitment	611	Gen/Self
RICHARDS,KRISTEN A	HERNANDO,MS;WINFIELD , AL	Business Meeting	237	Gen/Self
RICHARDS,KRISTEN A	BIRMINGHAM, AL	Business Meeting	393	Gen/Self
RICHARDS,KRISTEN A	BIRMINGHAM, AL	Recruitment	172	Gen/Self
RICHARDS,KRISTEN A	HUNTSVILLE, AL	Recruitment	1,000	Gen/Self
RICHARDS,KRISTEN A	CHATTANOOGA, TN	Recruitment	540	Gen/Self
RICHARDS,KRISTEN A	MEMPHIS, TN	Recruitment	350	Gen/Self
RICHARDS,KRISTEN A	MEMPHIS, TN; HUNTSVILLE,AL	Recruitment	270	Gen/Self
RICHARDS,KRISTEN A	MEMPHIS, TN; HUNTSVILLE,AL	Recruitment	25	Gen/Self
RICHARDS,KRISTEN A	RALEIGH, NC	Conf/Semnr/Wkshp	230	Gen/Self
RICHARDS,KRISTEN A	RALEIGH, NC	Conf/Semnr/Wkshp	253	Gen/Self
RICHARDS,KRISTEN A	RALEIGH, NC	Conf/Semnr/Wkshp	25	Gen/Self
RIGSBY, MARK	KANSAS CITY, MO	CONFERENCE	185	Gen/Self
RIGSBY,MARK	FRANKFORT, KY	Business Meeting	707	Gen/Self
RIGSBY,MARK	KANSAS CITY, MO	Conf/Semnr/Wkshp	692	Gen/Self
RIGSBY,MARK	KANSAS CITY, MO	Conf/Semnr/Wkshp	198	Gen/Self
RIKABI,GULENIA	SAN ANTONIO, TX	Conf/Semnr/Wkshp	817	Gen/Self
RIKABI,GULENIA	SAN ANTONIO, TX	Conf/Semnr/Wkshp	179	Gen/Self
RIKABI,GULENIA	SAN ANTONIO, TX	Conf/Semnr/Wkshp	553	Gen/Self
RIKABI,GULENIA	SAN ANTONIO, TX	Conf/Semnr/Wkshp	460	Gen/Self
RIMANN,JOHN DANIEL	AUSTIN, TX	Business Meeting	55	Gen/Self
RIMANN,JOHN DANIEL	AUSTIN, TX	Business Meeting	218	Gen/Self
ROBERTS,TRUETT	SAN FRANCISCO, CA	Business Meeting	793	Gen/Self
ROBINSON,COURTNEY	RALEIGH, NC	Conf/Semnr/Wkshp	276	Gen/Self
ROBINSON,COURTNEY	AUSTIN, TX	Conf/Semnr/Wkshp	26	Gen/Self
ROBINSON,DOUGLAS	KILLEEN, TX	Recruitment	163	Gen/Self
ROBINSON,DOUGLAS	FT.BENNING, GA	Recruitment	389	Gen/Self
ROBINSON,DOUGLAS	KILLEEN, TX	Recruitment	488	Gen/Self
ROBINSON,DOUGLAS	MONTGOMERY, AL	Recruitment	143	Gen/Self

**OUT-OF-STATE TRAVEL
FISCAL YEAR 2018
DRAFT Printed on 10/7/2016 9:15:11 AM**

University of Southern Mississippi (268-00)

Name of Agency

Note: All expenditures recorded on this form must be totaled and said total must agree with the out-of-state travel amount indicated for FY 2016 on Form Mbr-1, line 1.A.2.b.

Employee's Name	Destination	Purpose	Travel Cost	Funding Source
ROBINSON,DOUGLAS	PENSACOLA, FL	Business Meeting	301	Gen/Self
ROBINSON,DOUGLAS	KILLEEN, TX	Recruitment	86	Gen/Self
ROBINSON,DOUGLAS	FT.BENNING, GA	Recruitment	223	Gen/Self
ROBINSON,DOUGLAS	KILLEEN, TX	Recruitment	320	Gen/Self
ROBINSON,DOUGLAS	MONTGOMERY, AL	Recruitment	62	Gen/Self
ROBINSON,DOUGLAS	PENSACOLA, FL	Business Meeting	141	Gen/Self
ROSS, ANDREW	NEW ORLEANS, LA	CONFERENCE	207	Gen/Self
ROSS, ANDREW	NEW ORLEANS, LA	CONFERENCE	759	Gen/Self
ROSS, ANDREW	CHICAGO, IL	CONFERENCE	104	Gen/Self
ROSS, ANDREW	CHICAGO, IL	CONFERENCE	472	Gen/Self
ROSS, ANDREW	CHICAGO, IL	CONFERENCE	146	Gen/Self
ROSS, ANDREW	CHICAGO, IL	CONFERENCE	150	Gen/Self
ROWELL, ARTHUR	LAS VEGAS, NV	CONFERENCE	1,395	Gen/Self
ROWELL,ARTHUR	CAMBRIDGE, MA	Conf/Semnr/Wkshp	1,018	Gen/Self
ROWELL,ARTHUR	MOBILE, AL	Other	97	Gen/Self
ROWELL,ARTHUR	CAMBRIDGE, MA	Conf/Semnr/Wkshp	133	Gen/Self
ROWELL,ARTHUR	CAMBRIDGE, MA	Conf/Semnr/Wkshp	516	Gen/Self
ROWELL,ARTHUR	CAMBRIDGE, MA	Conf/Semnr/Wkshp	180	Gen/Self
ROWELL,ARTHUR	LAS VEGAS, NV	Conf/Semnr/Wkshp	998	Gen/Self
ROWELL,ARTHUR	LAS VEGAS, NV	Conf/Semnr/Wkshp	443	Gen/Self
ROWELL,ARTHUR	LAS VEGAS, NV	Conf/Semnr/Wkshp	61	Gen/Self
RUFFALO NOEL LEVITZ, LLC	CEDAR RAPIDS, IA - NEW ORLEANS, LA	Business Meeting	5,500	Gen/Self
RUFFALO NOEL LEVITZ, LLC	CEDAR RAPIDS, IA - NEW ORLEANS, LA	Business Meeting	1,364	Gen/Self
RUFFIN, ELLEN	SAN FRANCISCO, CA	CONFERENCE	52	Gen/Self
RUFFIN, ELLEN	ORLANDO, FL	CONFERENCE	(30)	Gen/Self
RUFFIN, ELLEN	ORLANDO, FL	CONFERENCE	185	Gen/Self
RUFFIN,ELLEN H	COLUMBUS, IN	Business Meeting	479	Gen/Self
RUFFIN,ELLEN H	NASHVILLE, TN	Business Meeting	208	Gen/Self
RUFFIN,ELLEN H	BROOKLYN, NY	Business Meeting	164	Gen/Self
RUFFIN,ELLEN H	NEW ORLEANS, LA	Business Meeting	47	Gen/Self
RUFFIN,ELLEN H	BROOKLYN, NY	Business Meeting	98	Gen/Self

OUT-OF-STATE TRAVEL
FISCAL YEAR 2018
DRAFT Printed on 10/7/2016 9:15:11 AM

University of Southern Mississippi (268-00)

Name of Agency

Note: All expenditures recorded on this form must be totaled and said total must agree with the out-of-state travel amount indicated for FY 2016 on Form Mbr-1, line 1.A.2.b.

Employee's Name	Destination	Purpose	Travel Cost	Funding Source
RUFFIN,ELLEN H	COLUMBUS, IN	Business Meeting	111	Gen/Self
RUFFIN,ELLEN H	NASHVILLE, TN	Business Meeting	79	Gen/Self
RUFFIN,ELLEN H	BROOKLYN, NY	Business Meeting	92	Gen/Self
RUFFIN,ELLEN H	SAN FRANCISCO, CA	Conf/Semnr/Wkshp	137	Gen/Self
RUFFIN,ELLEN H	BOSTON, MA	Conf/Semnr/Wkshp	171	Gen/Self
RUFFIN,ELLEN H	BOSTON, MA	Conf/Semnr/Wkshp	1,023	Gen/Self
RUFFIN,ELLEN H	BOSTON, MA	Conf/Semnr/Wkshp	336	Gen/Self
RUFFIN,ELLEN H	ORLANDO, FL	Conf/Semnr/Wkshp	101	Gen/Self
RUFFIN,ELLEN H	SAN FRANCISCO, CA	Conf/Semnr/Wkshp	104	Gen/Self
RUFFIN,ELLEN H	ORLANDO, FL	Conf/Semnr/Wkshp	104	Gen/Self
RUFFIN,ELLEN H	BOSTON, MA	Conf/Semnr/Wkshp	293	Gen/Self
RUFFIN,ELLEN H	SAN FRANCISCO, CA	Conf/Semnr/Wkshp	456	Gen/Self
RUFFIN,ELLEN H	ORLANDO, FL	Conf/Semnr/Wkshp	12	Gen/Self
RUFFIN,ELLEN H	BOSTON, MA	Conf/Semnr/Wkshp	430	Gen/Self
RUSSELL, RUSTIN	ORANGE BEACH, AL	WORKSHOP	450	Gen/Self
RUSSELL,RUSTIN S	ORANGE BCH, AL	Conf/Semnr/Wkshp	1,002	Gen/Self
RUSSELL,RUSTIN S	ORANGE BCH, AL	Conf/Semnr/Wkshp	175	Gen/Self
SATCHER,NATHANIEL R	PENSACOLA, FL	Conf/Semnr/Wkshp	182	Gen/Self
SAYRE,EDWARD A	SAN FRANCISCO, CA	Conf/Semnr/Wkshp	672	Gen/Self
SAYRE,EDWARD A	SAN FRANCISCO, CA	Conf/Semnr/Wkshp	55	Gen/Self
SAYRE,EDWARD A	ATLANTA, GA	Research and Teaching	161	Gen/Self
SAYRE,EDWARD A	ATLANTA, GA	Research and Teaching	445	Gen/Self
SCHEER,CHARLES	CHICAGO, IL	Conf/Semnr/Wkshp	576	Gen/Self
SCHMIDT, JENNIFER	SAVANNAH, GA	CONFERENCE	780	Gen/Self
SCHROEDER,BERND	WASHINGTON, DC	Conf/Semnr/Wkshp	917	Gen/Self
SCHROEDER,BERND	MEMPHIS, TN	Conf/Semnr/Wkshp	399	Gen/Self
SCHROEDER,BERND	SHREVEPORT, LA	Conf/Semnr/Wkshp	108	Gen/Self
SCHROEDER,BERND	SHREVEPORT, LA	Conf/Semnr/Wkshp	336	Gen/Self
SCHROEDER,BERND	WASHINGTON, DC	Conf/Semnr/Wkshp	75	Gen/Self
SCHROEDER,BERND	WASHINGTON, DC	Conf/Semnr/Wkshp	448	Gen/Self
SCHROEDER,BERND	MEMPHIS, TN	Conf/Semnr/Wkshp	57	Gen/Self
SCHROEDER,BERND	SHREVEPORT, LA	Conf/Semnr/Wkshp	35	Gen/Self

OUT-OF-STATE TRAVEL
FISCAL YEAR 2018
DRAFT Printed on 10/7/2016 9:15:11 AM

University of Southern Mississippi (268-00)

Name of Agency

Note: All expenditures recorded on this form must be totaled and said total must agree with the out-of-state travel amount indicated for FY 2016 on Form Mbr-1, line 1.A.2.b.

Employee's Name	Destination	Purpose	Travel Cost	Funding Source
SEAL,BETHANY	HATTIESBURG, MS	Recruitment	265	Gen/Self
SEALS, CHAD	LAS VEGAS, NV	CONFERENCE	1,150	Gen/Self
SEALS,CHADRICK DEWAYNE	WASHINGTON, DC	Conf/Semnr/Wkshp	1,635	Gen/Self
SEALS,CHADRICK DEWAYNE	WASHINGTON, DC	Conf/Semnr/Wkshp	838	Gen/Self
SEALS,CHADRICK DEWAYNE	WASHINGTON, DC	Conf/Semnr/Wkshp	10	Gen/Self
SEQUEIRA, JENNIFER	SAN DIEGO, CA	CONFERENCE	725	Gen/Self
SEQUEIRA,JENNIFER	SAVANNAH, GA	Conf/Semnr/Wkshp	684	Gen/Self
SEQUEIRA,JENNIFER	SAN DIEGO, CA	Conf/Semnr/Wkshp	1,399	Gen/Self
SEQUEIRA,JENNIFER	SAVANNAH, GA	Conf/Semnr/Wkshp	80	Gen/Self
SEQUEIRA,JENNIFER	SAN DIEGO, CA	Conf/Semnr/Wkshp	80	Gen/Self
SEQUEIRA,JENNIFER	SAVANNAH, GA	Conf/Semnr/Wkshp	369	Gen/Self
SEQUEIRA,JENNIFER	SAN DIEGO, CA	Conf/Semnr/Wkshp	295	Gen/Self
SEQUEIRA,JENNIFER	SAVANNAH, GA	Conf/Semnr/Wkshp	65	Gen/Self
SEQUEIRA,JENNIFER	SAVANNAH, GA	Conf/Semnr/Wkshp	285	Gen/Self
SHANTA,TAMANNA	SAN DIEGO, CA	Conf/Semnr/Wkshp	1,645	Gen/Self
SHANTA,TAMANNA	SAN DIEGO, CA	Conf/Semnr/Wkshp	20	Gen/Self
SHANTA,TAMANNA	SAN DIEGO, CA	Conf/Semnr/Wkshp	260	Gen/Self
SHANTA,TAMANNA	NEW ORLEANS, LA	Conf/Semnr/Wkshp	433	Gen/Self
SHANTA,TAMANNA	SAN DIEGO, CA	Conf/Semnr/Wkshp	247	Gen/Self
SHARP, JESSICA	NASHVILLE, TN	CONFERENCE	757	Gen/Self
SHEFFER,MARY LOU	SAN FRANCISCO, CA	Conf/Semnr/Wkshp	847	Gen/Self
SHEFFER,MARY LOU	SAN FRANCISCO, CA	Conf/Semnr/Wkshp	730	Gen/Self
SHEFFER,MARY LOU	SAN FRANCISCO, CA	Conf/Semnr/Wkshp	730	Gen/Self
SHEFFER,MARY LOU	SAN FRANCISCO, CA	Conf/Semnr/Wkshp	68	Gen/Self
SHEFFER,MARY LOU	SAN FRANCISCO, CA	Conf/Semnr/Wkshp	175	Gen/Self
SHEFFER,MARY LOU	SAN FRANCISCO, CA	Conf/Semnr/Wkshp	175	Gen/Self
SHEFFIELD, CYNTHIA	LAS VEGAS, NV	CONFERENCE	385	Gen/Self
SHEFFIELD,CYNTHIA	LAS VEGAS, NV	Conf/Semnr/Wkshp	1,046	Gen/Self
SHEFFIELD,CYNTHIA	LAS VEGAS, NV	Conf/Semnr/Wkshp	140	Gen/Self
SHEFFIELD,CYNTHIA	LAS VEGAS, NV	Conf/Semnr/Wkshp	376	Gen/Self
SHEFFIELD,CYNTHIA	LAS VEGAS, NV	Conf/Semnr/Wkshp	84	Gen/Self

OUT-OF-STATE TRAVEL
FISCAL YEAR 2018
DRAFT Printed on 10/7/2016 9:15:11 AM

University of Southern Mississippi (268-00)

Name of Agency

Note: All expenditures recorded on this form must be totaled and said total must agree with the out-of-state travel amount indicated for FY 2016 on Form Mbr-1, line 1.A.2.b.

Employee's Name	Destination	Purpose	Travel Cost	Funding Source
SHIN,JAE HWA	SAN FRANCISCO, CA	Conf/Semnr/Wkshp	925	Gen/Self
SHIN,JAE HWA	SAN FRANCISCO, CA	Conf/Semnr/Wkshp	144	Gen/Self
SHIN,JAE HWA	SAN FRANCISCO, CA	Conf/Semnr/Wkshp	492	Gen/Self
SHIN,JAE HWA	SAN FRANCISCO, CA	Conf/Semnr/Wkshp	42	Gen/Self
SHIN,JAE HWA	SAN FRANCISCO, CA	Conf/Semnr/Wkshp	175	Gen/Self
SHOWS, MICHELLE	WASHINGTON, DC	CONFERENCE	(1,480)	Gen/Self
SHOWS, MICHELLE	WASHINGTON, DC	CONFERENCE	780	Gen/Self
SIMMONS,VALERIE	MILWAUKEE, WI	Conf/Semnr/Wkshp	2,082	Gen/Self
SIMMONS,VALERIE	MILWAUKEE, WI	Conf/Semnr/Wkshp	146	Gen/Self
SIMMONS,VALERIE	MILWAUKEE, WI	Conf/Semnr/Wkshp	68	Gen/Self
SIMMONS,VALERIE	MILWAUKEE, WI	Conf/Semnr/Wkshp	2,310	Gen/Self
SINK,ALISHA	INDIANAPOLIS, IN	Conf/Semnr/Wkshp	250	Gen/Self
SLAGLE,AMY	MEMPHIS, TN	Conf/Semnr/Wkshp	530	Gen/Self
SLAGLE,AMY	MEMPHIS, TN	Conf/Semnr/Wkshp	141	Gen/Self
SLAGLE,AMY	MEMPHIS, TN	Conf/Semnr/Wkshp	309	Gen/Self
SLAGLE,AMY	MEMPHIS, TN	Conf/Semnr/Wkshp	75	Gen/Self
SLIMAN, DAVID	INDIANAPOLIS, IN	CONFERENCE	785	Gen/Self
SLIMAN, DAVID	NEW ORLEANS, LA	CONFERENCE	619	Gen/Self
SLIMAN, DAVID	SAN DIEGO, CA	CONFERENCE	50	Gen/Self
SLIMAN, DAVID	SAN DIEGO, CA	CONFERENCE	849	Gen/Self
SLIMAN, DAVID	LAS VEGAS, NV	CONFERENCE	750	Gen/Self
SLIMAN,DAVID	BATON ROUGE, LA	Business Meeting	182	Gen/Self
SLIMAN,DAVID	WASHINGTON, DC	Conf/Semnr/Wkshp	1,579	Gen/Self
SLIMAN,DAVID	INDIANAPOLIS, IN	Conf/Semnr/Wkshp	791	Gen/Self
SLIMAN,DAVID	NEW ORLEANS, LA	Conf/Semnr/Wkshp	779	Gen/Self
SLIMAN,DAVID	SAN DIEGO, CA	Conf/Semnr/Wkshp	1,294	Gen/Self
SLIMAN,DAVID	WASHINGTON, DC	Conf/Semnr/Wkshp	129	Gen/Self
SLIMAN,DAVID	INDIANAPOLIS, IN	Conf/Semnr/Wkshp	139	Gen/Self
SLIMAN,DAVID	NEW ORLEANS, LA	Conf/Semnr/Wkshp	122	Gen/Self
SLIMAN,DAVID	SAN DIEGO, CA	Conf/Semnr/Wkshp	122	Gen/Self
SLIMAN,DAVID	WASHINGTON, DC	Conf/Semnr/Wkshp	356	Gen/Self
SLIMAN,DAVID	INDIANAPOLIS, IN	Conf/Semnr/Wkshp	409	Gen/Self

OUT-OF-STATE TRAVEL
FISCAL YEAR 2018
DRAFT Printed on 10/7/2016 9:15:11 AM

University of Southern Mississippi (268-00)

Name of Agency

Note: All expenditures recorded on this form must be totaled and said total must agree with the out-of-state travel amount indicated for FY 2016 on Form Mbr-1, line 1.A.2.b.

Employee's Name	Destination	Purpose	Travel Cost	Funding Source
SLIMAN,DAVID	SAN DIEGO, CA	Conf/Semnr/Wkshp	523	Gen/Self
SLIMAN,DAVID	WASHINGTON, DC	Conf/Semnr/Wkshp	136	Gen/Self
SLIMAN,DAVID	INDIANAPOLIS, IN	Conf/Semnr/Wkshp	91	Gen/Self
SLIMAN,DAVID	NEW ORLEANS, LA	Conf/Semnr/Wkshp	145	Gen/Self
SLIMAN,DAVID	SAN DIEGO, CA	Conf/Semnr/Wkshp	64	Gen/Self
SMITH, LYNN	LEXINTON, KY	CONFERENCE	515	Gen/Self
SMITH,BONNIE KATHERINE	ATLANTA, GA	Conf/Semnr/Wkshp	476	Gen/Self
SMITH,BONNIE KATHERINE	ATLANTA, GA	Conf/Semnr/Wkshp	85	Gen/Self
SMITH,BONNIE KATHERINE	ATLANTA, GA	Conf/Semnr/Wkshp	214	Gen/Self
SMITH,BONNIE KATHERINE	ATLANTA, GA	Conf/Semnr/Wkshp	149	Gen/Self
SMITH,LYNN L	LEXINGTON, KY	Conf/Semnr/Wkshp	905	Gen/Self
SMITH,LYNN L	POINT CLEAR, AL	Conf/Semnr/Wkshp	1,106	Gen/Self
SMITH,LYNN L	LEXINGTON, KY	Conf/Semnr/Wkshp	73	Gen/Self
SMITH,LYNN L	ASHEVILLE, NC	Conf/Semnr/Wkshp	68	Gen/Self
SMITH,LYNN L	ASHEVILLE, NC	Conf/Semnr/Wkshp	318	Gen/Self
SMITH,LYNN L	LEXINGTON, KY	Conf/Semnr/Wkshp	147	Gen/Self
SMITH,LYNN L	ASHEVILLE, NC	Conf/Semnr/Wkshp	205	Gen/Self
SMITH,LYNN L	ASHEVILLE, NC	Conf/Semnr/Wkshp	475	Gen/Self
SMITH,PATRICK CALEB	PENSACOLA, FL	Business Meeting	182	Gen/Self
SMITH,TRACY M	TUSCALOOSA, AL	Conf/Semnr/Wkshp	211	Gen/Self
SMITH,TRACY M	TUSCALOOSA, AL	Conf/Semnr/Wkshp	300	Gen/Self
SPARKMAN,LARRY AUSTIN	AUSTIN, TX	Conf/Semnr/Wkshp	1,108	Gen/Self
SPARKMAN,LARRY AUSTIN	AUSTIN, TX	Conf/Semnr/Wkshp	1,289	Gen/Self
SPARKMAN,LARRY AUSTIN	AUSTIN, TX	Conf/Semnr/Wkshp	1,289	Gen/Self
SPARKMAN,LARRY AUSTIN	AUSTIN, TX	Conf/Semnr/Wkshp	79	Gen/Self
STANBACK,EMILY B	PARK CITY, UT	Conf/Semnr/Wkshp	164	Gen/Self
STANBACK,EMILY B	HOUSTON, TX	Conf/Semnr/Wkshp	195	Gen/Self
STANBACK,EMILY B	PARK CITY, UT	Conf/Semnr/Wkshp	553	Gen/Self
STANBACK,EMILY B	PARK CITY, UT	Conf/Semnr/Wkshp	110	Gen/Self

**OUT-OF-STATE TRAVEL
FISCAL YEAR 2018
DRAFT Printed on 10/7/2016 9:15:11 AM**

University of Southern Mississippi (268-00)

Name of Agency

Note: All expenditures recorded on this form must be totaled and said total must agree with the out-of-state travel amount indicated for FY 2016 on Form Mbr-1, line 1.A.2.b.

Employee's Name	Destination	Purpose	Travel Cost	Funding Source
STANBACK,EMILY B	HOUSTON, TX	Conf/Semnr/Wkshp	178	Gen/Self
STANDLAND,JAMES	CRESTVIEW, FL	Performance	(110)	Gen/Self
STANDLAND,JAMES	FLORIDA	Research and Teaching	540	Gen/Self
STANDLAND,JAMES	MOBILE, AL	Recruitment	98	Gen/Self
STANDLAND,JAMES	CHICAGO, IL	Conf/Semnr/Wkshp	983	Gen/Self
STANDLAND,JAMES	CHICAGO, IL	Conf/Semnr/Wkshp	78	Gen/Self
STANDLAND,JAMES	CHICAGO, IL	Conf/Semnr/Wkshp	565	Gen/Self
STANDLAND,JAMES	CHICAGO, IL	Conf/Semnr/Wkshp	165	Gen/Self
STANDLAND,JAMES	CRESTVIEW, FL	Performance	110	Gen/Self
STANFORD,CORWIN	ATLANTA, GA	Conf/Semnr/Wkshp	1,198	Gen/Self
STEEDMAN,MAREK	LONG BEACH,MS;N.O., LA	Business Meeting	150	Gen/Self
STEEDMAN,MAREK	BOULDER, CO	Conf/Semnr/Wkshp	443	Gen/Self
STEEDMAN,MAREK	BOULDER, CO	Conf/Semnr/Wkshp	354	Gen/Self
STEEDMAN,MAREK	BOULDER, CO	Conf/Semnr/Wkshp	108	Gen/Self
STELK,STEVEN	POINT CLEAR, AL	Business Meeting	1,077	Gen/Self
STELK,STEVEN	POINT CLEAR, AL	Business Meeting	129	Gen/Self
STONESTREET,ANNE	HOUSTON, TX	Performance	224	Gen/Self
STONESTREET,ANNE	HOUSTON, TX	Conf/Semnr/Wkshp	9	Gen/Self
STONESTREET,ANNE	HOUSTON, TX	Conf/Semnr/Wkshp	44	Gen/Self
STONESTREET,ANNE	HOUSTON, TX	Performance	111	Gen/Self
STORY, LACHEL	ALBUERQUE, MN	WORKSHOP	2,950	Gen/Self
STORY,JENNIFER LACHEL	ALBUQUERQUE, NM	Other	331	Gen/Self
STORY,JENNIFER LACHEL	ALBUQUERQUE, NM	Other	127	Gen/Self
STORY,JENNIFER LACHEL	ALBUQUERQUE, NM	Other	522	Gen/Self
STORY,JENNIFER LACHEL	ALBUQUERQUE, NM	Other	106	Gen/Self
STOULIG, DEBORAH	AUSTIN, TX	CONFERENCE	525	Gen/Self
STOULIG,DEBORAH	AUSTIN, TX	Conf/Semnr/Wkshp	322	Gen/Self
STOULIG,DEBORAH	AUSTIN, TX	Conf/Semnr/Wkshp	12	Gen/Self
STOULIG,DEBORAH	AUSTIN, TX	Conf/Semnr/Wkshp	412	Gen/Self
STOULIG,DEBORAH	AUSTIN, TX	Conf/Semnr/Wkshp	75	Gen/Self
STOVER,TRACI	NEW ORLEANS, LA	Research and Teaching	34	Gen/Self
STOVER,TRACI	NEW ORLEANS, LA	Research and Teaching	312	Gen/Self

OUT-OF-STATE TRAVEL
FISCAL YEAR 2018
DRAFT Printed on 10/7/2016 9:15:11 AM

University of Southern Mississippi (268-00)

Name of Agency

Note: All expenditures recorded on this form must be totaled and said total must agree with the out-of-state travel amount indicated for FY 2016 on Form Mbr-1, line 1.A.2.b.

Employee's Name	Destination	Purpose	Travel Cost	Funding Source
STRAIT, LAURANCE	SHREVEPORT, LA	BUSINESS	174	Gen/Self
STRAIT, LAURANCE	BATON ROUGE, LA	PERFORMANCE	300	Gen/Self
STRAIT, LAURANCE	BAYTOWN, TX	PERFORMANCE	300	Gen/Self
STRICKLAND, PAIGE	NEW ORLEANS, LA	CONFERENCE	735	Gen/Self
STRICKLAND, PAIGE	NEW ORLEANS, LA	Conf/Semnr/Wkshp	636	Gen/Self
STRICKLAND, PAIGE	NEW ORLEANS, LA	Conf/Semnr/Wkshp	146	Gen/Self
STRICKLAND, PAIGE	NEW ORLEANS, LA	Conf/Semnr/Wkshp	95	Gen/Self
STRINGER, CORRIE	SEATTLE, WA	CONFERENCE	785	Gen/Self
STUART, VICKIE	SAN DESTIN, FL	CONFERENCE	500	Gen/Self
STUART, VICKIE	WASHINGTON, DC	Conf/Semnr/Wkshp	1,562	Gen/Self
STUART, VICKIE	SAN ANTONIO, TX	Conf/Semnr/Wkshp	633	Gen/Self
STUART, VICKIE	WASHINGTON, DC	Conf/Semnr/Wkshp	268	Gen/Self
STUART, VICKIE	SAN ANTONIO, TX	Conf/Semnr/Wkshp	337	Gen/Self
STUART, VICKIE	WASHINGTON, DC	Conf/Semnr/Wkshp	68	Gen/Self
STUART, VICKIE	WASHINGTON, DC	Conf/Semnr/Wkshp	270	Gen/Self
STUART, VICKIE	SAN ANTONIO, TX	Conf/Semnr/Wkshp	499	Gen/Self
STUR, HEATHER	NEW ORLEANS, LA	CONFERENCE	111	Gen/Self
STUR, HEATHER	NEW ORLEANS, LA	CONFERENCE	124	Gen/Self
STUR, HEATHER M	TAMPA, FL	Conf/Semnr/Wkshp	314	Gen/Self
STUR, HEATHER M	TAMPA, FL	Conf/Semnr/Wkshp	70	Gen/Self
SUBRAMANIAN, GOPINATH	NEW ORLEANS, LA	Recruitment	132	Gen/Self
SUMNER, CHARLES	BOSTON, MA	Conf/Semnr/Wkshp	191	Gen/Self
SUN, ZHENG	PENSACOLA, FL	Conf/Semnr/Wkshp	261	Gen/Self
SUN, ZHENG	PENSACOLA, FL	Conf/Semnr/Wkshp	182	Gen/Self
SUN, ZHENG	PENSACOLA, FL	Conf/Semnr/Wkshp	280	Gen/Self
SWOPE, KENNETH	SEATTLE, WA	Conf/Semnr/Wkshp	353	Gen/Self
SWOPE, KENNETH	SEATTLE, WA	Conf/Semnr/Wkshp	6	Gen/Self
SWOPE, KENNETH	SEATTLE, WA	Conf/Semnr/Wkshp	140	Gen/Self
SYLVEST, ANNE	SAVANNAH, GA	CONFERENCE	1,050	Gen/Self
SYLVEST, ANNE	SAVANNAH, GA	CONFERENCE	(700)	Gen/Self
SYLVEST, ANNE	SAVANNAH, GA	CONFERENCE	350	Gen/Self

OUT-OF-STATE TRAVEL
FISCAL YEAR 2018
DRAFT Printed on 10/7/2016 9:15:11 AM

University of Southern Mississippi (268-00)

Name of Agency

Note: All expenditures recorded on this form must be totaled and said total must agree with the out-of-state travel amount indicated for FY 2016 on Form Mbr-1, line 1.A.2.b.

Employee's Name	Destination	Purpose	Travel Cost	Funding Source
SYLVEST,ANNE	SAVANNAH, GA	Conf/Semnr/Wkshp	509	Gen/Self
SYLVEST,ANNE	SAVANNAH, GA	Conf/Semnr/Wkshp	80	Gen/Self
SYLVEST,ANNE	SAVANNAH, GA	Conf/Semnr/Wkshp	351	Gen/Self
SYLVEST,ANNE	SAVANNAH, GA	Conf/Semnr/Wkshp	146	Gen/Self
TARBETT-WALLACE, FRANCES	PORTLAND, OR	Conf/Semnr/Wkshp	658	Gen/Self
TARBETT-WALLACE, FRANCES	PORTLAND, OR	Conf/Semnr/Wkshp	133	Gen/Self
TARBETT-WALLACE, FRANCES	PORTLAND, OR	Conf/Semnr/Wkshp	461	Gen/Self
TARBETT-WALLACE, FRANCES	PORTLAND, OR	Conf/Semnr/Wkshp	123	Gen/Self
TARBETT-WALLACE, FRANCES	PORTLAND, OR	CONFERENCE	775	Gen/Self
TATUM,RAVEN	DALLAS, TX	Conf/Semnr/Wkshp	168	Gen/Self
TATUM,RAVEN	DALLAS, TX	Conf/Semnr/Wkshp	300	Gen/Self
THE EXPRESS	MOBILE, ALABAMA	Performance	1,782	Gen/Self
THE EXPRESS	JACKSON, MS	Performance	5,070	Gen/Self
THOMPSON, ALAN	MEMPHIS, TN	OBSERVATION	101	Gen/Self
THOMPSON, ALAN	MEMPHIS, TN	CONFERENCE	315	Gen/Self
THOMPSON,MELISSA	NEW ORLEANS, LA	Recruitment	133	Gen/Self
THOMPSON,MELISSA	INDIANAPOLIS, IN	Conf/Semnr/Wkshp	505	Gen/Self
THOMPSON,MELISSA	PTE/INDIANAPOLIS, IN	Conf/Semnr/Wkshp	510	Gen/Self
THOMPSON,MELISSA	INDIANAPOLIS, IN	Conf/Semnr/Wkshp	134	Gen/Self
THOMPSON,MELISSA	PTE/INDIANAPOLIS, IN	Conf/Semnr/Wkshp	299	Gen/Self
THOMPSON,ROBERT A	ATLANTA, GA	Conf/Semnr/Wkshp	363	Gen/Self
THOMPSON,ROBERT A	ATLANTA, GA	Conf/Semnr/Wkshp	60	Gen/Self
THOMPSON,ROBERT A	ATLANTA, GA	Conf/Semnr/Wkshp	70	Gen/Self
THOMPSON,RUTH CLAIRE	BROOKLYN, NY	Business Meeting	752	Gen/Self
THOMPSON,RUTH CLAIRE	BROOKLYN, NY	Business Meeting	68	Gen/Self
THOMPSON,RUTH CLAIRE	BROOKLYN, NY	Business Meeting	836	Gen/Self
THOMPSON,RUTH CLAIRE	BROOKLYN, NY	Business Meeting	251	Gen/Self
THORNHILL,MARY FRANCIS	WASHINGTON, DC	Conf/Semnr/Wkshp	51	Gen/Self
THORNHILL,MARY FRANCIS	WASHINGTON, DC	Conf/Semnr/Wkshp	67	Gen/Self

**OUT-OF-STATE TRAVEL
FISCAL YEAR 2018
DRAFT Printed on 10/7/2016 9:15:11 AM**

University of Southern Mississippi (268-00)

Name of Agency

Note: All expenditures recorded on this form must be totaled and said total must agree with the out-of-state travel amount indicated for FY 2016 on Form Mbr-1, line 1.A.2.b.

Employee's Name	Destination	Purpose	Travel Cost	Funding Source
THORNHILL,MARY FRANCIS	WASHINGTON, DC	Conf/Semnr/Wkshp	110	Gen/Self
TIAN,HAIYAN	SHREVEPORT, LA	Business Meeting	183	Gen/Self
TIAN,HAIYAN	SHREVEPORT, LA	Business Meeting	334	Gen/Self
TIAN,HAIYAN	SHREVEPORT, LA	Business Meeting	55	Gen/Self
TINNON,ELIZABETH	LAS VEGAS, NV	Conf/Semnr/Wkshp	1,157	Gen/Self
TINNON,ELIZABETH	WILIAMSBURG, VA	Conf/Semnr/Wkshp	662	Gen/Self
TINNON,ELIZABETH	LAS VEGAS, NV	Conf/Semnr/Wkshp	329	Gen/Self
TINNON,ELIZABETH	WILIAMSBURG, VA	Conf/Semnr/Wkshp	475	Gen/Self
TINNON,ELIZABETH	LAS VEGAS, NV	Conf/Semnr/Wkshp	72	Gen/Self
TINNON,ELIZABETH	WILIAMSBURG, VA	Conf/Semnr/Wkshp	260	Gen/Self
TINNON,ELIZABETH	WILIAMSBURG, VA	Conf/Semnr/Wkshp	440	Gen/Self
travel expense	na	na	10	Gen/Self
TRIBUNELLA,ERIC	COLUMBUS, OH	Conf/Semnr/Wkshp	1,054	Gen/Self
TRIBUNELLA,ERIC	COLUMBUS, OH	Conf/Semnr/Wkshp	146	Gen/Self
TURNER,ZACHARY	DENVER, CO	Conf/Semnr/Wkshp	32	Gen/Self
TURNER,ZACHARY	DENVER, CO	Conf/Semnr/Wkshp	133	Gen/Self
TURNER,ZACHARY	DENVER, CO	Conf/Semnr/Wkshp	438	Gen/Self
TURNER,ZACHARY	DENVER, CO	Conf/Semnr/Wkshp	136	Gen/Self
TURNER,ZACHARY	DENVER, CO	Conf/Semnr/Wkshp	675	Gen/Self
UMB BANK, N.A. CARD SERVICES	TEXAS	Recruitment	398	Gen/Self
UMB BANK, N.A. CARD SERVICES	LOUISIANA	Recruitment	303	Gen/Self
UMB BANK, N.A. CARD SERVICES	FLORIDA	Recruitment	1,821	Gen/Self
UMB BANK, N.A. CARD SERVICES	MONROE, LA	Recruitment	475	Gen/Self
UMB BANK, N.A. CARD SERVICES	LOUISIANA	Recruitment	315	Gen/Self
UMB BANK, N.A. CARD SERVICES	FLORIDA	Recruitment	1,288	Gen/Self
UMB BANK, N.A. CARD SERVICES	LOUISIANA	Recruitment	198	Gen/Self
UMB BANK, N.A. CARD SERVICES	ALABAMA	Recruitment	115	Gen/Self
UMB BANK, N.A. CARD SERVICES	FLORIDA	Recruitment	1,095	Gen/Self

**OUT-OF-STATE TRAVEL
FISCAL YEAR 2018
DRAFT Printed on 10/7/2016 9:15:11 AM**

University of Southern Mississippi (268-00)

Name of Agency

Note: All expenditures recorded on this form must be totaled and said total must agree with the out-of-state travel amount indicated for FY 2016 on Form Mbr-1, line 1.A.2.b.

Employee's Name	Destination	Purpose	Travel Cost	Funding Source
UMB BANK, N.A. CARD SERVICES	FLORIDA	Recruitment	1,234	Gen/Self
UMB BANK, N.A. CARD SERVICES	FLORIDA	Recruitment	2,197	Gen/Self
UMB BANK, N.A. CARD SERVICES	FLORIDA	Recruitment	88	Gen/Self
UMB BANK, N.A. CARD SERVICES	TEXAS	Recruitment	268	Gen/Self
UMB BANK, N.A. CARD SERVICES	FLORIDA	Recruitment	1,512	Gen/Self
UMB BANK, N.A. CARD SERVICES	FLORIDA	Recruitment	353	Gen/Self
UMB BANK, N.A. CARD SERVICES	LOUISIANA	Recruitment	486	Gen/Self
UMB BANK, N.A. CARD SERVICES	FLORIDA	Recruitment	58	Gen/Self
UMB BANK, N.A. CARD SERVICES	FLORIDA	Recruitment	280	Gen/Self
UMB BANK, N.A. CARD SERVICES	FLORIDA	Recruitment	828	Gen/Self
UMB BANK, N.A. CARD SERVICES	FLORIDA	Recruitment	212	Gen/Self
UMB BANK, N.A. CARD SERVICES	FLORIDA	Recruitment	50	Gen/Self
UNDERWOOD,BRETT	TYLER, TX; KILLEEN, TX	Recruitment	447	Gen/Self
UNDERWOOD,BRETT	TYLER, TX; KILLEEN, TX	Recruitment	248	Gen/Self
UNDERWOOD,BRETT	RALEIGH, NC	Conf/Semnr/Wkshp	276	Gen/Self
UPADHYAY,TULSI	ATHENS, GA	Conf/Semnr/Wkshp	8	Gen/Self
UPADHYAY,TULSI	ATHENS, GA	Conf/Semnr/Wkshp	55	Gen/Self
VANSKIVER, KATHRYN	LAS VEGAS, NV	CONFERENCE	200	Gen/Self
VARIOUS FACULTY	NEW ORLEANS, LA	CONFERENCE	1,260	Gen/Self
VARIOUS FACULTY	ATLANTA, GA	CONFERENCE	3,878	Gen/Self
VARIOUS STAFF	ATLANTA, GA	CONFERENCE	750	Gen/Self
VARIOUS STAFF	ATLANTA, GA	CONFERENCE	2,010	Gen/Self
VARIOUS STAFF	NEW ORLEANS, LA	CONFERENCE	1,650	Gen/Self
VARIOUS STAFF	DALLAS, TX	CONFERENCE	3,930	Gen/Self
VARIOUS STAFF & STUDENTS	GREENVILLE, NC	CONFERENCE	2,975	Gen/Self
VARIOUS STUDENTS	LOUISVILLE, KY	CONFERENCE	2,694	Gen/Self
VENETTE,STEVEN	ORLANDO, FL	Conf/Semnr/Wkshp	389	Gen/Self

**OUT-OF-STATE TRAVEL
FISCAL YEAR 2018
DRAFT Printed on 10/7/2016 9:15:11 AM**

University of Southern Mississippi (268-00)

Name of Agency

Note: All expenditures recorded on this form must be totaled and said total must agree with the out-of-state travel amount indicated for FY 2016 on Form Mbr-1, line 1.A.2.b.

Employee's Name	Destination	Purpose	Travel Cost	Funding Source
VENETTE,STEVEN	ORLANDO, FL	Conf/Semnr/Wkshp	66	Gen/Self
VENETTE,STEVEN	ORLANDO, FL	Conf/Semnr/Wkshp	295	Gen/Self
VINZANT, REBECCA	LAS VEGAS, NV	CONFERENCE	399	Gen/Self
VINZANT,DOUGLAS	MYRTLE BEACH, SC	Conf/Semnr/Wkshp	254	Gen/Self
VINZANT,DOUGLAS	MYRTLE BEACH, SC	Conf/Semnr/Wkshp	110	Gen/Self
VINZANT,DOUGLAS	MYRTLE BEACH, SC	Conf/Semnr/Wkshp	869	Gen/Self
VINZANT,DOUGLAS	MYRTLE BEACH, SC	Conf/Semnr/Wkshp	90	Gen/Self
VINZANT,REBECCA	HOUSTON, TX	Recruitment	613	Gen/Self
VINZANT,REBECCA	IRVING, TX	Recruitment	752	Gen/Self
VINZANT,REBECCA	FORT WORTH, TX	Recruitment	661	Gen/Self
VINZANT,REBECCA	HOUSTON, TX	Recruitment	56	Gen/Self
VINZANT,REBECCA	FORT WORTH, TX	Conf/Semnr/Wkshp	110	Gen/Self
VINZANT,REBECCA	FORT WORTH, TX	Conf/Semnr/Wkshp	10	Gen/Self
VINZANT,REBECCA	LAS VEGAS, NV	Conf/Semnr/Wkshp	401	Gen/Self
VINZANT,REBECCA	LAS VEGAS, NV	Conf/Semnr/Wkshp	89	Gen/Self
VINZANT,REBECCA	LAS VEGAS, NV	Conf/Semnr/Wkshp	547	Gen/Self
VINZANT,REBECCA	LAS VEGAS, NV	Conf/Semnr/Wkshp	74	Gen/Self
WALKER, DAVID	AUBURN, AL	CONFERENCE	(250)	Gen/Self
WALKER, DAVID	LAS VEGAS, NV	CONFERENCE	900	Gen/Self
WALKLEY,SARAH	SAVANNAH, GA	Conf/Semnr/Wkshp	100	Gen/Self
WALLACE,DAVIN	NEW ORLEANS, SLIDELL, LA	Recruitment	59	Gen/Self
WALLACE,DAVIN	NEW ORLEANS, LA	Recruitment	154	Gen/Self
WALTERS,FRANK PAUL	SAN FRANCISCO, CA	Business Meeting	724	Gen/Self
WALTON,ARTHUR	LAFAYETTE, LA	Other	40	Gen/Self
WALTON,ARTHUR	LAFAYETTE, LA	Other	241	Gen/Self
WALTON,ARTHUR	LAFAYETTE, LA	Other	15	Gen/Self
WANG,SHUYAN	INDIANAPOLIS, IN	Conf/Semnr/Wkshp	927	Gen/Self
WANG,SHUYAN	INDIANAPOLIS, IN	Conf/Semnr/Wkshp	406	Gen/Self
WANG,SHUYAN	INDIANAPOLIS, IN	Conf/Semnr/Wkshp	15	Gen/Self
WANG,SHUYAN	INDIANAPOLIS, IN	Conf/Semnr/Wkshp	425	Gen/Self
WANG,WEI	ATLANTA, GA	Business Meeting	466	Gen/Self

**OUT-OF-STATE TRAVEL
FISCAL YEAR 2018
DRAFT Printed on 10/7/2016 9:15:11 AM**

University of Southern Mississippi (268-00)

Name of Agency

Note: All expenditures recorded on this form must be totaled and said total must agree with the out-of-state travel amount indicated for FY 2016 on Form Mbr-1, line 1.A.2.b.

Employee's Name	Destination	Purpose	Travel Cost	Funding Source
WANG,WEI	ATLANTA, GA	Business Meeting	436	Gen/Self
WANG,WEI	ATLANTA, GA	Business Meeting	40	Gen/Self
WANG,WEI	ORLANDO, FL	Conf/Semnr/Wkshp	741	Gen/Self
WANG,WEI	ORLANDO, FL	Conf/Semnr/Wkshp	35	Gen/Self
WANG,WEI	ORLANDO, FL	Conf/Semnr/Wkshp	414	Gen/Self
WANG,WEI	ORLANDO, FL	Conf/Semnr/Wkshp	97	Gen/Self
WANG,WEI	ORLANDO, FL	Conf/Semnr/Wkshp	720	Gen/Self
WARD, BRAD	LAS VEGAS, NV	CONFERENCE	1,395	Gen/Self
WARD, BRAD	DALLAS, TX	WORKSHOP	3,919	Gen/Self
WARD,BRADLEY	DALLAS, TX	Conf/Semnr/Wkshp	1,069	Gen/Self
WARD,BRADLEY	DALLAS, TX	Conf/Semnr/Wkshp	572	Gen/Self
WARD,BRADLEY	LAS VEGAS, NV	Conf/Semnr/Wkshp	998	Gen/Self
WARD,BRADLEY	LAS VEGAS, NV	Conf/Semnr/Wkshp	73	Gen/Self
WARD,BRADLEY	LAS VEGAS, NV	Conf/Semnr/Wkshp	443	Gen/Self
WARD,BRADLEY	LAS VEGAS, NV	Conf/Semnr/Wkshp	140	Gen/Self
WARRICK,JOHN	NEW ORLEANS,LA;JACKSON,MS	Performance	191	Gen/Self
WARRICK,JOHN	NEW ORLEANS,LA;JACKSON,MS	Performance	127	Gen/Self
WEATHERS,JON MARK	SANDESTIN, FL	Conf/Semnr/Wkshp	2,235	Gen/Self
WEATHERS,JON MARK	SANDESTIN, FL	Conf/Semnr/Wkshp	305	Gen/Self
WEATHERS,JON MARK	SANDESTIN, FL	Conf/Semnr/Wkshp	60	Gen/Self
WEATHERS,JON MARK	SANDESTIN, FL	Conf/Semnr/Wkshp	890	Gen/Self
WEINAUER, ELLEN	CHICAGO, IL	CONFERENCE	405	Gen/Self
WEINAUER,ELLEN M	OLIVE BRANCH, MS	Business Meeting	130	Gen/Self
WEINAUER,ELLEN M	OLIVE BRANCH, MS	Business Meeting	29	Gen/Self
WEINAUER,ELLEN M	MOBILE, AL	Conf/Semnr/Wkshp	15	Gen/Self
WEINAUER,ELLEN M	CHICAGO, IL	Conf/Semnr/Wkshp	1,084	Gen/Self
WEINAUER,ELLEN M	CHICAGO, IL	Conf/Semnr/Wkshp	141	Gen/Self
WEINAUER,ELLEN M	CHICAGO, IL	Conf/Semnr/Wkshp	98	Gen/Self
WEINAUER,ELLEN M	CHICAGO, IL	Conf/Semnr/Wkshp	100	Gen/Self
WEINBERG,JOSEPH JAMES	ATLANTA, GA	Conf/Semnr/Wkshp	400	Gen/Self

OUT-OF-STATE TRAVEL
FISCAL YEAR 2018
DRAFT Printed on 10/7/2016 9:15:11 AM

University of Southern Mississippi (268-00)

Name of Agency

Note: All expenditures recorded on this form must be totaled and said total must agree with the out-of-state travel amount indicated for FY 2016 on Form Mbr-1, line 1.A.2.b.

Employee's Name	Destination	Purpose	Travel Cost	Funding Source
WEINBERG,JOSEPH JAMES	SAN FRANCISCO, CA	Conf/Semnr/Wkshp	427	Gen/Self
WEINBERG,JOSEPH JAMES	SAN FRANCISCO, CA	Conf/Semnr/Wkshp	215	Gen/Self
WEINBERG,JOSEPH JAMES	NEW ORLEANS, LA	Research and Teaching	25	Gen/Self
WEINBERG,JOSEPH JAMES	NEW ORLEANS, LA	Research and Teaching	258	Gen/Self
WELSH,TERESA	BOSTON, MA	Conf/Semnr/Wkshp	911	Gen/Self
WELSH,TERESA	BOSTON, MA	Conf/Semnr/Wkshp	358	Gen/Self
WELSH,TERESA	BOSTON, MA	Conf/Semnr/Wkshp	475	Gen/Self
WESTBROOK, BRITTNEY	POINT CLEAR, AL	CONFERENCE	450	Gen/Self
WESTBROOK,BRITTNEY	POINT CLEAR, AL	Conf/Semnr/Wkshp	347	Gen/Self
WESTBROOK,BRITTNEY	POINT CLEAR, AL	Conf/Semnr/Wkshp	137	Gen/Self
WHITE, TINA	VARIOUS LOCATIONS	SEMINAR	199	Gen/Self
WHITE, TINA	NEW ORLEANS, LA	CONFERENCE	600	Gen/Self
WHITE,JULIE HAMMOND	/PHOENIX, AZ	Conf/Semnr/Wkshp	704	Gen/Self
WHITE,TINA	NEW ORLEANS, LA	Conf/Semnr/Wkshp	1,103	Gen/Self
WHITE,TINA	NEW ORLEANS, LA	Conf/Semnr/Wkshp	122	Gen/Self
WHITE,TINA	NEW ORLEANS, LA	Conf/Semnr/Wkshp	178	Gen/Self
WIEST,ANDREW A	NEW ORLEANS, LA	Research and Teaching	51	Gen/Self
WIEST,ANDREW A	NEW ORLEANS, LA	Research and Teaching	412	Gen/Self
WIGGERT,JEREMY DAVID	ESTES PARK, CO	Conf/Semnr/Wkshp	720	Gen/Self
WIGGERT,JEREMY DAVID	ESTES PARK, CO	Conf/Semnr/Wkshp	49	Gen/Self
WIGGERT,JEREMY DAVID	ESTES PARK, CO	Conf/Semnr/Wkshp	225	Gen/Self
WIGGERT,JEREMY DAVID	ESTES PARK, CO	Conf/Semnr/Wkshp	107	Gen/Self
WIGGERT,JEREMY DAVID	ESTES PARK, CO	Conf/Semnr/Wkshp	75	Gen/Self
WILCOX,JAMES	ST PETERSBURG, FL	Conf/Semnr/Wkshp	783	Gen/Self
WILCOX,JAMES	ST PETERSBURG, FL	Conf/Semnr/Wkshp	78	Gen/Self
WILCOX,JAMES	ST PETERSBURG, FL	Conf/Semnr/Wkshp	331	Gen/Self
WILCOX,JAMES	ST PETERSBURG, FL	Conf/Semnr/Wkshp	99	Gen/Self
WILCOX,JAMES	ST PETERSBURG, FL	Conf/Semnr/Wkshp	295	Gen/Self
WILLIAMS, CORY	HATTIESBURG, MS	TRAINING	996	Gen/Self
WILLIAMS, DELORIES	DALLAS, TX	CONFERENCE	435	Gen/Self
WILLIAMS,CORY REBECCA	STARKVILLE, MS	Conf/Semnr/Wkshp	203	Gen/Self

OUT-OF-STATE TRAVEL
FISCAL YEAR 2018
DRAFT Printed on 10/7/2016 9:15:11 AM

University of Southern Mississippi (268-00)

Name of Agency

Note: All expenditures recorded on this form must be totaled and said total must agree with the out-of-state travel amount indicated for FY 2016 on Form Mbr-1, line 1.A.2.b.

Employee's Name	Destination	Purpose	Travel Cost	Funding Source
WILLIAMS,CORY REBECCA	STARKVILLE, MS	Conf/Semnr/Wkshp	150	Gen/Self
WILLIAMS,DELORIES M	JACKSON, MS	Conf/Semnr/Wkshp	344	Gen/Self
WILLIAMS,DELORIES M	DALLAS, TX	Conf/Semnr/Wkshp	784	Gen/Self
WILLIAMS,DELORIES M	DALLAS, TX	Conf/Semnr/Wkshp	293	Gen/Self
WILLIAMS,DELORIES M	DALLAS, TX	Conf/Semnr/Wkshp	128	Gen/Self
WILLIAMSON,DAVID W	NEW ORLEANS, LA	Conf/Semnr/Wkshp	108	Gen/Self
WILLIAMSON,DAVID W	NEW ORLEANS, LA	Conf/Semnr/Wkshp	467	Gen/Self
WILLIAMSON,DAVID W	LAS VEGAS, NV	Conf/Semnr/Wkshp	337	Gen/Self
WILLIAMSON,DAVID W	SEATTLE, WA	Conf/Semnr/Wkshp	170	Gen/Self
WILLIAMSON,DAVID W	ORLANDO, FL	Conf/Semnr/Wkshp	543	Gen/Self
WILLIAMSON,DAVID W	NEW ORLEANS, LA	Conf/Semnr/Wkshp	129	Gen/Self
WILLIAMSON,DAVID W	ORLANDO, FL	Conf/Semnr/Wkshp	645	Gen/Self
WILLIAMSON,DAVID W	NEW ORLEANS, LA	Conf/Semnr/Wkshp	62	Gen/Self
WILLIAMSON,DAVID W	LAS VEGAS, NV	Conf/Semnr/Wkshp	59	Gen/Self
WILLIAMSON,DAVID W	SEATTLE, WA	Conf/Semnr/Wkshp	66	Gen/Self
WILLIAMSON,MAXWELL HUNTER	HOUSTON, TX	Conf/Semnr/Wkshp	(379)	Gen/Self
WILLIAMSON,MAXWELL HUNTER	HOUSTON, TX	Conf/Semnr/Wkshp	379	Gen/Self
WILLIAMSON,MAXWELL HUNTER	HOUSTON, TX	Conf/Semnr/Wkshp	744	Gen/Self
WILLIAMSON,MAXWELL HUNTER	HOUSTON, TX	Conf/Semnr/Wkshp	89	Gen/Self
WILLIAMSON,MAXWELL HUNTER	HOUSTON, TX	Conf/Semnr/Wkshp	100	Gen/Self
WILLIS,RUSSELL H	ST PETE BEACH, FL	Conf/Semnr/Wkshp	622	Gen/Self
WILLIS,RUSSELL H	ST PETE BEACH, FL	Conf/Semnr/Wkshp	250	Gen/Self
WILLIS,RUSSELL H	ST PETE BEACH, FL	Conf/Semnr/Wkshp	224	Gen/Self
WILLIS,RUSSELL H	ST PETE BEACH, FL	Conf/Semnr/Wkshp	176	Gen/Self
WILSON, JENNIFER	SEATTLE, WA	CONFERENCE	785	Gen/Self
WILSON, WILLIAM	LAS VEGAS, NV	CONFERENCE	4,950	Gen/Self
WILSON,DENNIS DAVID	HOUSTON, TX	Conf/Semnr/Wkshp	379	Gen/Self
WILSON,DENNIS DAVID	HOUSTON, TX	Conf/Semnr/Wkshp	(379)	Gen/Self
WILSON,DENNIS DAVID	HOUSTON, TX	Conf/Semnr/Wkshp	224	Gen/Self
WILSON,DENNIS DAVID	HOUSTON, TX	Conf/Semnr/Wkshp	5	Gen/Self

OUT-OF-STATE TRAVEL
FISCAL YEAR 2018
DRAFT Printed on 10/7/2016 9:15:11 AM

University of Southern Mississippi (268-00)

Name of Agency

Note: All expenditures recorded on this form must be totaled and said total must agree with the out-of-state travel amount indicated for FY 2016 on Form Mbr-1, line 1.A.2.b.

Employee's Name	Destination	Purpose	Travel Cost	Funding Source
WILSON,DENNIS DAVID	HOUSTON, TX	Conf/Semnr/Wkshp	55	Gen/Self
WILSON,DENNIS DAVID	HOUSTON, TX	Conf/Semnr/Wkshp	100	Gen/Self
WILSON,LATOUSHIA	WASHINGTON, DC	Business Meeting	261	Gen/Self
WILSON,LATOUSHIA	WASHINGTON, DC	Business Meeting	107	Gen/Self
WILSON,LATOUSHIA	BOWLING GREEN, KY	Observation	244	Gen/Self
WILSON,LATOUSHIA	HUNTSVILLE, AL	Observation	101	Gen/Self
WILSON,LATOUSHIA	BOWLING GREEN, KY	Observation	477	Gen/Self
WILSON,LATOUSHIA	HUNTSVILLE, AL	Observation	347	Gen/Self
WILSON,REGINALD	ST LOUIS, MO	Conf/Semnr/Wkshp	526	Gen/Self
WILSON,REGINALD	ST LOUIS, MO	Conf/Semnr/Wkshp	102	Gen/Self
WILSON,REGINALD	ST LOUIS, MO	Conf/Semnr/Wkshp	282	Gen/Self
WILSON,REGINALD	ST LOUIS, MO	Conf/Semnr/Wkshp	103	Gen/Self
WILSON,REGINALD	ST LOUIS, MO	Conf/Semnr/Wkshp	300	Gen/Self
WILSON,WILLIAM R	LAS VEGAS, NV	Conf/Semnr/Wkshp	1,314	Gen/Self
WILSON,WILLIAM R	LAS VEGAS, NV	Conf/Semnr/Wkshp	77	Gen/Self
WILSON,WILLIAM R	LAS VEGAS, NV	Conf/Semnr/Wkshp	472	Gen/Self
WILSON,WILLIAM R	LAS VEGAS, NV	Conf/Semnr/Wkshp	78	Gen/Self
WINNER,NATHAN ALEXANDER	NEW ORLEANS, LA	Conf/Semnr/Wkshp	100	Gen/Self
WOLF,MARCO	SAN ANTONIO, TX	Conf/Semnr/Wkshp	795	Gen/Self
WOLF,MARCO	SAN ANTONIO, TX	Conf/Semnr/Wkshp	423	Gen/Self
WOLF,MARCO	SAN ANTONIO, TX	Conf/Semnr/Wkshp	33	Gen/Self
WOLF,MARCO	SAN ANTONIO, TX	Conf/Semnr/Wkshp	295	Gen/Self
WOODS,DANIANESE	OKLAHOMA CITY, OK	Conf/Semnr/Wkshp	300	Gen/Self
WOOLLY,KIM	COLUMBUS, GA	Conf/Semnr/Wkshp	788	Gen/Self
WOOLLY,KIM	COLUMBUS, GA	Conf/Semnr/Wkshp	43	Gen/Self
WU,YUN	SEATTLE, WA	Conf/Semnr/Wkshp	728	Gen/Self
WU,YUN	SEATTLE, WA	Conf/Semnr/Wkshp	138	Gen/Self
WU,YUN	SEATTLE, WA	Conf/Semnr/Wkshp	560	Gen/Self
WU,YUN	SEATTLE, WA	Conf/Semnr/Wkshp	573	Gen/Self
XUE,FEI	CHICAGO, IL	Conf/Semnr/Wkshp	112	Gen/Self
XUE,FEI	CHICAGO, IL	Business Meeting	112	Gen/Self

OUT-OF-STATE TRAVEL
FISCAL YEAR 2018
DRAFT Printed on 10/7/2016 9:15:11 AM

University of Southern Mississippi (268-00)

Name of Agency

Note: All expenditures recorded on this form must be totaled and said total must agree with the out-of-state travel amount indicated for FY 2016 on Form Mbr-1, line 1.A.2.b.

Employee's Name	Destination	Purpose	Travel Cost	Funding Source
XUE,FEI	CHICAGO, IL	Conf/Semnr/Wkshp	363	Gen/Self
XUE,FEI	CHICAGO, IL	Business Meeting	450	Gen/Self
XUE,FEI	CHICAGO, IL	Conf/Semnr/Wkshp	24	Gen/Self
XUE,FEI	CHICAGO, IL	Business Meeting	79	Gen/Self
YAOYUNNEYONG, G.	CHICAGO, IL	CONFERENCE	239	Gen/Self
YAOYUNNEYONG, G.	SANTA FE, NM	CONFERENCE	668	Gen/Self
YAOYUNNEYONG, G.	SANTA FE, NM	CONFERENCE	424	Gen/Self
YAOYUNNEYONG, G.	CHICAGO, IL	CONFERENCE	469	Gen/Self
YAOYUNNEYONG, G.	SANTA FE, NM	CONFERENCE	495	Gen/Self
YAOYUNNEYONG,GALLAY ANEE	CHICAGO, IL	Conf/Semnr/Wkshp	701	Gen/Self
YAOYUNNEYONG,GALLAY ANEE	SANTA FE, NM	Conf/Semnr/Wkshp	220	Gen/Self
YAOYUNNEYONG,GALLAY ANEE	SANTA FE, NM	Conf/Semnr/Wkshp	107	Gen/Self
YAOYUNNEYONG,GALLAY ANEE	CHICAGO, IL	Conf/Semnr/Wkshp	151	Gen/Self
YAOYUNNEYONG,GALLAY ANEE	CHICAGO, IL	Conf/Semnr/Wkshp	75	Gen/Self
YAOYUNNEYONG,GALLAY ANEE	CHICAGO, IL	Conf/Semnr/Wkshp	151	Gen/Self
YAOYUNNEYONG,GALLAY ANEE	SANTA FE, NM	Conf/Semnr/Wkshp	117	Gen/Self
YEEND, AMY	AUSTIN, TX	CONFERENCE	449	Gen/Self
YEEND,AMY M	AUSTIN, TX	Conf/Semnr/Wkshp	591	Gen/Self
YODER, NAOMI	NEW ORLEANS, LA	CONFERENCE	475	Gen/Self
YODER,NAOMI	NEW ORLEANS, LA	Business Meeting	19	Gen/Self
YODER,NAOMI	NEW ORLEANS, LA	Business Meeting	109	Gen/Self
YOUNG, CHRISTOPHER	NEW ORLEANS, LA	CONFERENCE	450	Gen/Self
YOUNG,CHRISTOPHER	NEW ORLEANS, LA	Other	122	Gen/Self
YOUNG,CHRISTOPHER	NEW ORLEANS, LA	Other	10	Gen/Self
ZENZAL,THEODORE JOSEPH	LAFAYETTE, LA	Conf/Semnr/Wkshp	97	Gen/Self
ZENZAL,THEODORE JOSEPH	LAFAYETTE, LA	Conf/Semnr/Wkshp	60	Gen/Self
ZHOU,ZHAOXIAN	LAS VEGAS, NV	Conf/Semnr/Wkshp	600	Gen/Self
ZHU,HUIQING	AUSTIN, TX	Conf/Semnr/Wkshp	100	Gen/Self
ZHU,HUIQING	AUSTIN, TX	Conf/Semnr/Wkshp	623	Gen/Self

**OUT-OF-STATE TRAVEL
FISCAL YEAR 2018
DRAFT Printed on 10/7/2016 9:15:11 AM**

University of Southern Mississippi (268-00)

Name of Agency

Note: All expenditures recorded on this form must be totaled and said total must agree with the out-of-state travel amount indicated for FY 2016 on Form Mbr-1, line 1.A.2.b.

Employee's Name	Destination	Purpose	Travel Cost	Funding Source
ZHU,HUIQING	AUSTIN, TX	Conf/Semnr/Wkshp	68	Gen/Self
ZHU,HUIQING	AUSTIN, TX	Conf/Semnr/Wkshp	131	Gen/Self
Total Out of State Cost			\$ 751,461	

DRAFT

FEES, PROFESSIONAL AND OTHER SERVICES
DRAFT Printed on 10/7/2016 9:15:15 AM

University of Southern Mississippi (268-00)

Name of Agency

TYPE OF FEE AND NAME OF VENDOR	Retired w/ PERS	(1) Actual Expenses FY Ending June 30, 2016	(2) Estimated Expenses FY Ending June 30, 2017	(3) Requested Expenses FY Ending June 30, 2018	Fund Source
605780 Consultant Expense					
ABBOT,DOUGLAS KILPATRICK/Reimbursement <i>Comp. Rate: 295 per reimbursement</i>		590	590	590	General
ALEXANDER,LEE/Reimbursement <i>Comp. Rate: 87 per reimbursement</i>		87	87	87	General
ALFORD,MAC/Reimbursement <i>Comp. Rate: 59 per reimbursement</i>		59	59	59	General
ANDERSON,RICHARD BRYAN/Reimbursement <i>Comp. Rate: 139 per reimbursement</i>		139	139	139	General
ARSLAN ZIKRI/Reimbursement <i>Comp. Rate: 104 per reimbursement</i>		104	104	104	General
AVERY,THOMAS/Reimbursement <i>Comp. Rate: 98 per reimbursement</i>		98	98	98	General
BAL,FENGWEI/Reimbursement <i>Comp. Rate: 73 per reimbursement</i>		73	73	73	General
BAY TOWN INN LLC/Hotel <i>Comp. Rate: 89 per night</i>		793	793	793	General
BROOME,JOHNATHAN HUGH/Reimbursement <i>Comp. Rate: 38 per reimbursement</i>		38	38	38	General
BRYAN NELSON PA/Profrrsional Services <i>Comp. Rate: 6403 per service</i>		6,403	6,403	6,403	General
CAMPUS COMMUNITY WELLNESS SPEAKERS/Speaking <i>Comp. Rate: 2361 per service</i>		2,361	2,361	2,361	General
CHAMBERLAIN,ELIZABETH/Reimbursement <i>Comp. Rate: 58 per reimbursement</i>		58	58	58	General
CHAPMAN,KENT/Reimbursement <i>Comp. Rate: 435 per reimbursement</i>		435	435	435	General
CHEN,QIANG/Reimbursement <i>Comp. Rate: 451 per reimbursement</i>		451	451	451	General
CIRALDO,NICHOLAS/Reimbursement <i>Comp. Rate: 675 per reimbursement</i>		675	675	675	General
CLIFT,PETER DOMINIC/Reimbursement <i>Comp. Rate: 110 per reimbursement</i>		110	110	110	General
COURTYARD BY MARRIOTT HATTIESBURG/Hotel <i>Comp. Rate: 101 per night</i>		4,941	4,941	4,941	General
DZWONKOWSKI,BRIAN/Reimbursement <i>Comp. Rate: 120 per reimbursement</i>		120	120	120	General
FARVE,GREGORY E/Reimbursement <i>Comp. Rate: 680 per reimbursement</i>		680	680	680	General
FINDLATER,MICHAEL/Reimbursement <i>Comp. Rate: 339 per reimbursement</i>		339	339	339	General
GAVIN,PAMELA/Consulting <i>Comp. Rate: 85 per hour</i>		2,295	2,295	2,295	General
GREATER TALENT NETWORK INC/Reimbursement <i>Comp. Rate: 1360 per reimbursement</i>		1,360	1,360	1,360	General

FEES, PROFESSIONAL AND OTHER SERVICES
DRAFT Printed on 10/7/2016 9:15:15 AM

University of Southern Mississippi (268-00)

Name of Agency

TYPE OF FEE AND NAME OF VENDOR	Retired w/ PERS	(1) Actual Expenses FY Ending June 30, 2016	(2) Estimated Expenses FY Ending June 30, 2017	(3) Requested Expenses FY Ending June 30, 2018	Fund Source
GREY,JOHN/Reimbursement <i>Comp. Rate: 434 per reimbursement</i>		434	434	434	General
GUO,YANLIN/Reimbursement <i>Comp. Rate: 110 per reimbursement</i>		110	110	110	General
GUY,RODNEY KIPLIN/Reimbursement <i>Comp. Rate: 362 per reimbursement</i>		362	362	362	General
HERR,DANIEL/Reimbursement <i>Comp. Rate: 472 per reimbursement</i>		472	472	472	General
HILTON GARDEN INN GULFPORT AIRPORT/Hotel <i>Comp. Rate: 89 per night</i>		89	89	89	General
HILTON GARDEN INN HATTIESBURG/Hotel <i>Comp. Rate: 115 per night</i>		115	115	115	General
HOLIDAY INN AND SUITES HATTIESBURG/Hotel <i>Comp. Rate: 89 per night</i>		89	89	89	General
HONDAL,ROBERT J/Reimbursement <i>Comp. Rate: 641 per reimbursement</i>		641	641	641	General
INSTITUTE OF SOUTHERN JEWISH LIFE/Reimbursement <i>Comp. Rate: 115 per travel</i>		115	115	115	General
JEFF JORDAN AUDIO SERVICES/Recording Services <i>Comp. Rate: 1885 per service</i>		1,885	1,885	1,885	General
KOLKER,ALEXANDER S/Reimbursement <i>Comp. Rate: 51 per reimbursement</i>		51	51	51	General
KUMAR,NIRBHAY/Reimbursement <i>Comp. Rate: 127 per reimbursement</i>		127	127	127	General
LEWIS,JENNIFER ELLEN/Reimbursement <i>Comp. Rate: 345 per reimbursement</i>		345	345	345	General
LINDEN,PAUL/Reimbursement <i>Comp. Rate: 155 per reimbursement</i>		155	155	155	General
LIU,KAM-BIU/Reimbursement <i>Comp. Rate: 120 per reimbursement</i>		120	120	120	General
LIU,MIN/Reimbursement <i>Comp. Rate: 107 per reimbursement</i>		107	107	107	General
LONGINO,CHARLINE J/Reimbursement <i>Comp. Rate: 78 per reimbursement</i>		78	78	78	General
MAEDER,CORINA/Reimbursement <i>Comp. Rate: 641 per reimbursement</i>		641	641	641	General
MCCLAIN,CRAIG R/Reimbursement <i>Comp. Rate: 345 per reimbursement</i>		345	345	345	General
MEASURES,CHRISTOPHER I/Reimbursement <i>Comp. Rate: 716 per reimbursement</i>		716	716	716	General
MINNICK,ALBERT ANDREW/Reimbursement <i>Comp. Rate: 357 per reimbursement</i>		357	357	357	General
MULENGA,ALBERT/Reimbursement <i>Comp. Rate: 521 per reimbursement</i>		521	521	521	General
NICHOLS,TOMMY EUGENE JR/Reimbursement <i>Comp. Rate: 106 per reimbursement</i>		106	106	106	General

FEES, PROFESSIONAL AND OTHER SERVICES
DRAFT Printed on 10/7/2016 9:15:15 AM

University of Southern Mississippi (268-00)

Name of Agency

TYPE OF FEE AND NAME OF VENDOR	Retired w/ PERS	(1) Actual Expenses FY Ending June 30, 2016	(2) Estimated Expenses FY Ending June 30, 2017	(3) Requested Expenses FY Ending June 30, 2018	Fund Source
NIE,TING/Reimbursement <i>Comp. Rate: 224 per reimbursement</i>		489	489	489	General
NOBLE,SARA/Reimbursement <i>Comp. Rate: 132 per reimbursement</i>		132	132	132	General
NOOR,MOHAMED AHMED/Reimbursement <i>Comp. Rate: 130 per reimbursement</i>		130	130	130	General
OGUNGBE,IFEDAYO VICTOR/Reimbursement <i>Comp. Rate: 103 per reimbursement</i>		103	103	103	General
PAN,SHANLIN/Reimbursement <i>Comp. Rate: 224 per reimbursement</i>		224	224	224	General
PRO TRAVEL INC/Flight <i>Comp. Rate: 373 per flight</i>		373	373	373	General
RESIDENCE INN BY MARRIOTT HATTIESBURG/Hotel <i>Comp. Rate: 119 per night</i>		119	119	119	General
ROBERTS,BRIAN JOSEPH/Reimbursement <i>Comp. Rate: 119 per reimbursement</i>		119	119	119	General
ROBINE,NICOLAS/Reimbursement <i>Comp. Rate: 393 per reimbursement</i>		393	393	393	General
SCHNEIDER,GERALD JOHANNES/Reimbursement <i>Comp. Rate: 83 per reimbursement</i>		83	83	83	General
SUGITA,SHUZO/Reimbursement <i>Comp. Rate: 461 per reimbursement</i>		461	461	461	General
TAYLOR,SABRINA S/Reimbursement <i>Comp. Rate: 187 per reimbursement</i>		187	187	187	General
THORNTON,JUSTIN A/Reimbursement <i>Comp. Rate: 43 per reimbursement</i>		43	43	43	General
USM Internal Billing/Internal Billing <i>Comp. Rate: -425 per transfer</i>		(6,794)	(6,794)	(6,794)	General
UVERSKY,VLADIMIR/Reimbursement <i>Comp. Rate: 618 per reimbursement</i>		618	618	618	General
VAMOSI,STEVE/Reimbursement <i>Comp. Rate: 514 per reimbursement</i>		514	514	514	General
VLAVERDE,ROLDAN DR/Reimbursement <i>Comp. Rate: 109 per reimbursement</i>		109	109	109	General
WEST,PHYLIS ANNE/Reimbursement <i>Comp. Rate: 366 per reimbursement</i>		366	366	366	General
WHITE,JOHN R/Reimbursement <i>Comp. Rate: 117 per reimbursement</i>		117	117	117	General
WINGATE BY WYNDHAM GULFPORT/Hotel <i>Comp. Rate: 89 per night</i>		89	89	89	General
WRIGHT,CARMEN/Reimbursement <i>Comp. Rate: 96 per reimbursement</i>		96	96	96	General
XIE,ZHIFU/Reimbursement <i>Comp. Rate: 399 per reimbursement</i>		399	399	399	General
XUE,RUI-DE/Reimbursement <i>Comp. Rate: 656 per reimbursement</i>		656	656	656	General

FEES, PROFESSIONAL AND OTHER SERVICES
DRAFT Printed on 10/7/2016 9:15:15 AM

University of Southern Mississippi (268-00)

Name of Agency

TYPE OF FEE AND NAME OF VENDOR	Retired w/ PERS	(1) Actual Expenses FY Ending June 30, 2016	(2) Estimated Expenses FY Ending June 30, 2017	(3) Requested Expenses FY Ending June 30, 2018	Fund Source
YOUNG,TRACY/Reimbursement <i>Comp. Rate: 217 per reimbursement</i>		434	434	434	General
Total 605780 Consultant Expense		29,650	29,650	29,650	
605790 Other Prof Fees					
ACCARDO,DWAYNE/Speaker fee for USM Nurse Anes <i>Comp. Rate: 1450 per speaker services</i>		1,450	1,450	1,450	General
ACT/Mobile County Public School Sy <i>Comp. Rate: 3392 per student record fee</i>		1,288	1,288	1,288	General
AL MS SOCIAL WORK EDUCATION CONFERENCE/Payment <i>Comp. Rate: 125 per conference registration</i>		125	125	125	General
ALLEN ENGINEERING AND SCIENCE INC/Standing order for <i>Comp. Rate: 134 per labor hour</i>		55,377	55,377	55,377	General
AMERICAN SPEECH LANGUAGE HEARING ASSN/ASHA <i>Comp. Rate: 557 per publication and logo</i>		557	557	557	General
ANESTIS,JOYE/REIMBURSEMENT <i>Comp. Rate: 260 per reimbursement</i>		520	520	520	General
ANESTIS,MICHAEL DAVID/REIMBURSEMENT <i>Comp. Rate: 350 per reimbursement</i>		350	350	350	General
ARNOLD,JOSEPH CHARLES/MUSIC <i>Comp. Rate: 120 for string quintet</i>		120	120	120	General
BAGINGITO,EDMUND M/Hemodynamics/CXR/PFT Lecture, <i>Comp. Rate: 240 per service</i>		240	240	240	General
BASTOLA,PRADIP/REIMBURSEMENT <i>Comp. Rate: 25 per reimbursement</i>		25	25	25	General
BRADY ELECTRIC, INC/Standing order for the period <i>Comp. Rate: 76 per labor hour</i>		18,570	18,570	18,570	General
BRALEY,KYMBERLY GARRAWAY/PROVIDED SERVICES <i>Comp. Rate: 100 per repair</i>		100	100	100	General
BRANDING SOLUTIONS LLC/Set-up Charge for full wrap im <i>Comp. Rate: 60 per set up</i>		60	60	60	General
BROADUS,THOMAS/JUDGE 4-21-16 <i>Comp. Rate: 100 per service</i>		100	100	100	General
BRUCE LEEK RECORDING INC/NAXOS CD Editing of the <i>Comp. Rate: 4750 per recording service</i>		4,750	4,750	4,750	General
BUCKHAULTS ELECTRIC SERVICE/Standing order for the <i>Comp. Rate: 304 per electrical service</i>		129,855	129,855	129,855	General
BURGE GRADING CORPORATION/Constructing and <i>Comp. Rate: 910 per service</i>		1,820	1,820	1,820	General
BURKETT,BEN F/Forum Speaker Ben Burkett <i>Comp. Rate: 1000 per speaker</i>		1,000	1,000	1,000	General
BW SULLIVAN BUILDING CONTRACTOR INC/Standing order <i>Comp. Rate: 9443 per labor and repairs</i>		103,880	103,880	103,880	General
CAMPO,ROBERT M/Payment to guest artist Robert <i>Comp. Rate: 500 per service</i>		500	500	500	General
CARVER,BRANDON/REIMBURSEMENT					

FEES, PROFESSIONAL AND OTHER SERVICES
DRAFT Printed on 10/7/2016 9:15:15 AM

University of Southern Mississippi (268-00)

Name of Agency

TYPE OF FEE AND NAME OF VENDOR	Retired w/ PERS	(1) Actual Expenses FY Ending June 30, 2016	(2) Estimated Expenses FY Ending June 30, 2017	(3) Requested Expenses FY Ending June 30, 2018	Fund Source
Comp. Rate: 388 per reimbursement CHAMBLISS ACOUSTICS/Standing order for the period		388	388	388	General
Comp. Rate: 783 per acoustic installation CITY OF HATTIESBURG/Fire protection agreement with		4,700	4,700	4,700	General
Comp. Rate: 95652 per agreement COKER,LANNY/Speaker fee for USM Nurse Anes		95,652	95,652	95,652	General
Comp. Rate: 1150 per speaker services CORROSION CONTROL RESOURCES/APRIL- MAY		1,150	1,150	1,150	General
Comp. Rate: 125 per rectifier and pipe per month COUNCIL ON ACCREDITATION OF/Clinical site application fee,		1,500	1,500	1,500	General
Comp. Rate: 250 per review fee COURTYARD BY MARRIOTT		505	505	505	General
Comp. Rate: 101 per night CROSSROADS MOVING & DELIVERY/DELIVERY SERVICES		303	303	303	General
Comp. Rate: 350 per delivery CUSTOM MAINTENANCE SOLUTIONS LLC/Standing order for		350	350	350	General
Comp. Rate: 62.50 per labor hour DOLEAC ELECTRIC COMPANY INC/Standing order for the		16,737	16,737	16,737	General
Comp. Rate: 1589 per electrical installation for golf DONOHOE,KATIE/REIMBURSEMENT		1,590	1,590	1,590	General
Comp. Rate: 43 per reimbursement E DANIELS LLC/STANDING PO - 7006648		43	43	43	General
Comp. Rate: 1041 per sign location (water/ gas) EDDIE PEARSON ROOFING LLC/Standing order for the period		43,724	43,724	43,724	General
Comp. Rate: 1600 per roof repair ENVIRONMENTAL PUMPING & DRAIN		1,600	1,600	1,600	General
Comp. Rate: 325 per jetting ENVIRONMENTAL SERVICES LLC/Standing order for the		4,550	4,550	4,550	General
Comp. Rate: 1612 per asbestos removal service FENTRESS,ELLEN ANN/PROFESSIONAL SERVICES		8,060	8,060	8,060	General
Comp. Rate: 300 per service FITCH RATINGS INC/6-1-16/5-31-17 RELATIONSHIP FE		300	300	300	General
Comp. Rate: 333 per month FORREST GENERAL HOSPITAL STUDENT ED/JUNE & SEPT		4,000	4,000	4,000	General
Comp. Rate: 300 per quarter per professional service FULGHAMS INC/SERVICES TO TREAT 5 LIVE OAKS		1,500	1,500	1,500	General
Comp. Rate: 123 per treatment GATWOOD BODY SHOP/Repairs made to rear passenger		616	616	616	General
Comp. Rate: 6304 per repair GEDDIE TREE SERVICE LLC/STANDING PO - 7006655		6,305	6,305	6,305	General
Comp. Rate: 1812 per service GEIGER/Set-up Charge		10,875	10,875	10,875	General
Comp. Rate: 55 per service GRABER,BRIAN/Payment to guest artist Brian		55	55	55	General
Comp. Rate: 500 per artist GRATEFULL SOUL LLC/Catering for Spring Graduation		500	500	500	General

FEES, PROFESSIONAL AND OTHER SERVICES
DRAFT Printed on 10/7/2016 9:15:15 AM

University of Southern Mississippi (268-00)

Name of Agency

TYPE OF FEE AND NAME OF VENDOR	Retired w/ PERS	(1) Actual Expenses FY Ending June 30, 2016	(2) Estimated Expenses FY Ending June 30, 2017	(3) Requested Expenses FY Ending June 30, 2018	Fund Source
<i>Comp. Rate: 8351 per catering service</i> GREERS WATERPROOFING SERVICE LLC/PROVIDE LABOR		8,352	8,352	8,352	General
<i>Comp. Rate: 383 per service</i> GRIFFIS,MATTHEW/REIMBURSEMENT		1,150	1,150	1,150	General
<i>Comp. Rate: 1650 per reimbursement</i> GROVERS PAINTING INC/Painting		1,650	1,650	1,650	General
<i>Comp. Rate: 28 per labor/ hour</i> GUY,ANTHONY/Lighting and sound technician		35,201	35,201	35,201	General
<i>Comp. Rate: 1500 per lighting and sound technician</i> HILL,SARA/REIMBURSEMENT		1,500	1,500	1,500	General
<i>Comp. Rate: 150 per reimbursement</i> HOLIDAY INN AND SUITES HATTIESBURG/LODGING/JEFF		150	150	150	General
<i>Comp. Rate: 89 per night</i> HUME,JANICE R/PROF SERVICES & EXPENSES		356	356	356	General
<i>Comp. Rate: 1066 per professional service</i> IIC TECHNOLOGIES INC/Nautical Paper Chart and ENC T		1,066	1,066	1,066	General
<i>Comp. Rate: 17400 per course</i> JEFF JORDAN AUDIO SERVICES/Audio recording services and t		17,400	17,400	17,400	General
<i>Comp. Rate: 902 per recording services</i> JODI F SOLOMON SPEAKERS BUREAU INC/Forum Speaker		903	903	903	General
<i>Comp. Rate: 12500 per speaker honorarium</i> LAFAYETTE PARISH SCHOOL SYSTEM/Lafayette Parish		12,500	12,500	12,500	General
<i>Comp. Rate: 35 per service</i> LEE CO. AREA-WIDE COLLEGE & CAREER NIGHT/Lee		35	35	35	General
<i>Comp. Rate: 25 per fee</i> MARTIN,LONNIE/Standing order for the period		25	25	25	General
<i>Comp. Rate: 1385 per insulation</i> MEMORIAL HOSPITAL AT GULFPORT/CLINCIAL/MARCH &		65,100	65,100	65,100	General
<i>Comp. Rate: 300 per quarter per professional service</i> MERIT HEALTH WESLEY/MARCH & JUNE QUARTERLY		1,500	1,500	1,500	General
<i>Comp. Rate: 300 per professional fees per quarter</i> MEUNIER,ROBERT WILLIAM/NAXOS CD Editing of the Southe		1,500	1,500	1,500	General
<i>Comp. Rate: 500 per day</i> MID SOUTH GLASS INC/STANDING PO - 7006666		2,500	2,500	2,500	General
<i>Comp. Rate: 268 per glass window</i> MISSISSIPPI 811 INC/LOCATE MESSAGES - BASED ON ACT		807	807	807	General
<i>Comp. Rate: 1.80 per day/ usage</i> MISSISSIPPI DEPARTMENT OF		560	560	560	General
<i>Comp. Rate: 17.50 per certification training</i> MISSISSIPPI SECRETARY OF STATE/APPLICATION FEES		35	35	35	General
<i>Comp. Rate: 25 per application</i> MOBILE COUNTY PUBLIC SCHOOL SYSTEM/act eos per		50	50	50	General
<i>Comp. Rate: 400 per career program</i> MS COUNCIL OF DEANS AND DIRECTORS/Registration for		910	910	910	General
<i>Comp. Rate: 150 per registration</i> MS DEPT OF FINANCE & ADMINISTRATION/NOVEMBER		300	300	300	General

FEES, PROFESSIONAL AND OTHER SERVICES
DRAFT Printed on 10/7/2016 9:15:15 AM

University of Southern Mississippi (268-00)

Name of Agency

TYPE OF FEE AND NAME OF VENDOR	Retired w/ PERS	(1) Actual Expenses FY Ending June 30, 2016	(2) Estimated Expenses FY Ending June 30, 2017	(3) Requested Expenses FY Ending June 30, 2018	Fund Source
MS DEPT OF INFO TECHNOLOGY SERVICES/Standing order <i>Comp. Rate: 75 per training</i>		225	225	225	General
MS INSTITUTIONS OF HIGHER LEARNING/AUDIT <i>Comp. Rate: 431 per consulting service</i>		6,046	6,046	6,046	General
MS STATE DEPARTMENT OF HEALTH/FINGERPRINTING <i>Comp. Rate: 5447 per audit</i>		108,942	108,942	108,942	General
NEEL SCHAFFER INC/Standing order for the period <i>Comp. Rate: 50 per fingerprint</i>		400	400	400	General
NELLA PRODUCTIONS, INC/Payment for Nella Productions/ <i>Comp. Rate: 637 per landscaping bed</i>		637	637	637	General
PENSKE TRUCK LEASING CO LP/REPLACE REPAIR <i>Comp. Rate: 2600 per artist</i>		2,600	2,600	2,600	General
PINE BELT COLLEGE FAIR/Pine Belt College Fair <i>Comp. Rate: 2964 per rental unit</i>		5,930	5,930	5,930	General
PINE BELT PROMOS/Set Up 2pe1838432 <i>Comp. Rate: 130 per fair</i>		130	130	130	General
PRIDESTAFF INC/Standing order for the period <i>Comp. Rate: .40 per colored stadium cup</i>		120	120	120	General
PROFESSIONAL AIR COMPRESSOR SERVICES <i>Comp. Rate: 13.72 per labor hour</i>		10,838	10,838	10,838	General
PUBLIC RELATIONS ASSN OF MISSISSIPPI/PRAM <i>Comp. Rate: 973 per repair and service</i>		1,947	1,947	1,947	General
R J YOUNG COMPANY/Contract base rate charge for <i>Comp. Rate: 60 per membership</i>		60	60	60	General
REGIONAL ORGANIZED CRIME INFORMATION CTR/For the <i>Comp. Rate: 8 per contract base rate</i>		8	8	8	General
REPLAY SYSTEMS/Installation Fee <i>Comp. Rate: 300 per annual service fee</i>		300	300	300	General
RICOH USA INC/Labor Printer <i>Comp. Rate: 88 per installation service</i>		1,860	1,860	1,860	General
ROBERTS CREATIVE GROUP LLC/Photography services <i>Comp. Rate: 131 per labor</i>		287	287	287	General
ROWELL,ARTHUR/REIMBURSEMENT <i>Comp. Rate: 150 per labor hour</i>		2,850	2,850	2,850	General
SAFEGUARD SECURITY SYSTEMS/Standing order for the <i>Comp. Rate: 150 per reimbursement</i>		150	150	150	General
SCHOLASTIC BOOK FAIRS INC/BOOK FAIR <i>Comp. Rate: 490 per installation service/monitoring</i>		19,627	19,627	19,627	General
SECOND MOMENT LLC/Standing order for the period <i>Comp. Rate: cash and checks for Book fair</i>		513	513	513	General
SHANTA,TAMANNA/REIMBURSEMENT <i>Comp. Rate: 140 per labor ohur</i>		490	490	490	General
SHRED-IT USA LLC/Off-site regular service <i>Comp. Rate: 25 per reimbursement</i>		25	25	25	General
SIGHT AND SOUND/Installation and setup of DVR <i>Comp. Rate: 64 per service</i>		64	64	64	General

FEEES, PROFESSIONAL AND OTHER SERVICES
DRAFT Printed on 10/7/2016 9:15:15 AM

University of Southern Mississippi (268-00)

Name of Agency

TYPE OF FEE AND NAME OF VENDOR	Retired w/ PERS	(1) Actual Expenses FY Ending June 30, 2016	(2) Estimated Expenses FY Ending June 30, 2017	(3) Requested Expenses FY Ending June 30, 2018	Fund Source
<i>Comp. Rate: 155 per installation</i> SIMPLEXGRINNELL LP/PROVIDED SERVICES TO TROUBLE		115	115	115	General
<i>Comp. Rate: 1217 per labor</i> SINGING RIVER HEALTH SYSTEM/MARCH & JUNE		1,217	1,217	1,217	General
<i>Comp. Rate: 300 per professional fees per quarter</i> SINGING RIVER HOSPITAL/JUNE & SEPT QUARTERLY		900	900	900	General
<i>Comp. Rate: 300 per quarter per professional service</i> SMITH,STEPHANIE/REIMBURSEMENT		600	600	600	General
<i>Comp. Rate: 550 per reimbursement</i> SRIDHAR,ARUN/REIMBURSEMENT		550	550	550	General
<i>Comp. Rate: 25 per reimbursement</i> STAGETEC/Tech labor for opera 'Carmen'		25	25	25	General
<i>Comp. Rate: 4989 per tech labor set up</i> STANDARD AND POORS/1-1-16/12-31-16		4,990	4,990	4,990	General
<i>Comp. Rate: 8000 per annual fee</i> STEWART AND SONS PLUMBING/Standing order for the period		8,000	8,000	8,000	General
<i>Comp. Rate: 1560 per plumbing service</i> TAYLOR RENTAL/rented tables		168,559	168,559	168,559	General
<i>Comp. Rate: 15 per table</i> TEKLINKS INC/M-PRESWE-001 PREMIUM SW SUPPOR		154	154	154	General
<i>Comp. Rate: 444 per premium</i> TEMPLE WATER TREATMENT SERVICES INC/Standing order		1,778	1,778	1,778	General
<i>Comp. Rate: 305 per repair</i> TERMINIX/LIQUID TERMITE TREATMENT - 290		610	610	610	General
<i>Comp. Rate: 1800 per termite treatment</i> TERRY SERVICE INC/PROVIDED LABOR ONLY TO REPAIR		1,800	1,800	1,800	General
<i>Comp. Rate: 95 per labor hour</i> THE SPECIALTY COMPANY/Run charge for 2nd color impri		6,590	6,590	6,590	General
<i>Comp. Rate: 56.30 per notebook and set up</i> THOMPSON,ROBERT A/REIMBURSEMENT		550	550	550	General
<i>Comp. Rate: 26 per reimbursement</i> TRIBUNELLA,ERIC/REIMBURSEMENT		1,289	1,289	1,289	General
<i>Comp. Rate: 95 per reimbursement</i> TUCKER,MEGAN HANNA LATWINAS/Indexing Services		190	190	190	General
<i>Comp. Rate: 21 per labor hour</i> US WATER SERVICES INC/PROVIDE SERVICES TO RE-PIPE		375	375	375	General
<i>Comp. Rate: 1479 per billing</i> USM Internal Billing/Internal Billing		171,635	171,635	171,635	General
<i>Comp. Rate: 681 per xfer</i> WARE IMMIGRATION/IMMIGRATION FEES A ABDULLAH		188,818	188,818	188,818	General
<i>Comp. Rate: 412 per filling fee</i> WATER FLOW PRODUCTIONS INC/Standing order for the		825	825	825	General
<i>Comp. Rate: 32 per labor hour</i> WESLEY MEDICAL CENTER (54350)/JUNE & SEPT		13,746	13,746	13,746	General
<i>Comp. Rate: 300 per quarter per professional service</i> WUSIMANJIANG,YILYASI/REIMBURSEMENT		600	600	600	General

FEES, PROFESSIONAL AND OTHER SERVICES
DRAFT Printed on 10/7/2016 9:15:15 AM

University of Southern Mississippi (268-00)

Name of Agency

TYPE OF FEE AND NAME OF VENDOR	Retired w/ PERS	(1) Actual Expenses FY Ending June 30, 2016	(2) Estimated Expenses FY Ending June 30, 2017	(3) Requested Expenses FY Ending June 30, 2018	Fund Source
<i>Comp. Rate: 25 per reimbursement</i>		25	25	25	General
XXX New/					
<i>Comp. Rate:</i>					
Total 605790 Other Prof Fees		1,417,230	1,417,230	1,417,230	
605793 Technology Fees					
1 TOUCH CONTROL LLC/GP Nursing 2nd Floor Classroom					
<i>Comp. Rate: project cost 3295</i>		3,295	3,295	3,295	General
9STAR/Elastic SSO Enterprise IDP Set					
<i>Comp. Rate: 6651 per job</i>		6,651	6,651	6,651	General
ACADEMIC TECHNOLOGIES INC/135Hrs - Installation and Prog					
<i>Comp. Rate: 85 per hour</i>		28,125	28,125	28,125	General
ADVANCED NETWORK TECH SOLUTIONS INC/Session #1					
<i>Comp. Rate: contract price</i>		49,500	49,500	49,500	General
AVANTE SOLUTIONS INC/Professional Services Cost Tab					
<i>Comp. Rate: 231 per hour</i>		55,500	55,500	55,500	General
B AND E COMMUNICATIONS INC/LABOR - TO PROVIDE					
<i>Comp. Rate: avg job 1100</i>		2,198	2,198	2,198	General
BUCKHAULTS ELECTRIC SERVICE/WO#507041 MAC PJ1718					
<i>Comp. Rate: \$1045 per job</i>		2,090	2,090	2,090	General
CAREPATHS INC/2016 SOFTWARE LICENSE					
<i>Comp. Rate: 100 per license</i>		200	200	200	General
CLOUDBEARING INC/Email/Office365 implementation					
<i>Comp. Rate: 7470 per job</i>		7,470	7,470	7,470	General
CUSTOM INSTALLATION/WO#434426					
<i>Comp. Rate: 185 per service call</i>		370	370	370	General
DELL MARKETING LP/HPC Cluster Onsite Installatio					
<i>Comp. Rate: 593 per hour</i>		19,025	19,025	19,025	General
DOLEAC ELECTRIC COMPANY INC/Labor - performance					
<i>Comp. Rate: 5590 per project</i>		5,590	5,590	5,590	General
EDUCATION SERVICE CENTER REGION XI/Cisco Academy					
<i>Comp. Rate: 600 fee</i>		600	600	600	General
HOWARD TECHNOLOGY SOLUTIONS/Staging fee					
<i>Comp. Rate: 500 per stage</i>		1,500	1,500	1,500	General
IDN ACME INC (SEE 54831)/1 each Install (Furnish and in					
<i>Comp. Rate: 9669 per job</i>		9,670	9,670	9,670	General
JSI COMMUNICATIONS/Labor					
<i>Comp. Rate: 877 per job</i>		43,054	43,054	43,054	General
LAST CALL MEDIA INC/Consulting Services - Web deve					
<i>Comp. Rate: 120 per hour</i>		41,040	41,040	41,040	General
MAZE LLC/Labor/installation					
<i>Comp. Rate: 33750 per job</i>		67,602	67,602	67,602	General
MILESTONE SYSTEMS INC/MS-F5-LTM-INSTALL - Milestone					
<i>Comp. Rate: avg job 9750</i>		19,250	19,250	19,250	General
NUPARK, LLC/Hosted uParkCampus Subscriptio					
<i>Comp. Rate: 25950 rate</i>		25,950	25,950	25,950	General

FEES, PROFESSIONAL AND OTHER SERVICES
DRAFT Printed on 10/7/2016 9:15:15 AM

University of Southern Mississippi (268-00)

Name of Agency

TYPE OF FEE AND NAME OF VENDOR	Retired w/ PERS	(1) Actual Expenses FY Ending June 30, 2016	(2) Estimated Expenses FY Ending June 30, 2017	(3) Requested Expenses FY Ending June 30, 2018	Fund Source
PERRY DOLEAC ELECTRICAL SERVICES/Labor to install <i>Comp. Rate: project cost</i>		1,220	1,220	1,220	General
SHAMROCK SOLUTIONS LLC/Professional Services - Upgrad <i>Comp. Rate: 18000 per upgrade</i>		18,000	18,000	18,000	General
SIGHT AND SOUND/Installation - Mounting of 22 <i>Comp. Rate: 3630 per job</i>		3,630	3,630	3,630	General
SPECTRA LOGIC CORPORATION/Professional Services - nTier <i>Comp. Rate: 2560 per job</i>		2,560	2,560	2,560	General
SUNRISE NETWORK SOLUTIONS INC/SNS-HRLY - Dual Tech <i>Comp. Rate: 92.4 per hour</i>		2,904	2,904	2,904	General
TECHNICAL INNOVATION LLC/UC Architect Design <i>Comp. Rate: 5000 per job</i>		35,575	35,575	35,575	General
TEKLINKS INC/Standing Order for TekCloud Ma <i>Comp. Rate: 400 per job</i>		4,400	4,400	4,400	General
USM Internal Billing/Internal Billing <i>Comp. Rate: -408 per xfer</i>		(48,599)	(48,599)	(48,599)	General
VENTURE TECHNOLOGIES/PS-BAS-IDEBLK - EMC IDE/4-HR <i>Comp. Rate: 1665 per hour</i>		21,308	21,308	21,308	General
WAMBLE,GREG/macbook pro glass repair a1278 <i>Comp. Rate: 120 per job</i>		120	120	120	General
Total 605793 Technology Fees		429,798	429,798	429,798	
605700 Internal Billing					
USM/Internal Billing <i>Comp. Rate: 195 per bill</i>	No	(4,292)	160,339	160,339	General
Total 605700 Internal Billing		(4,292)	160,339	160,339	
605730 Auditing					
MS Institutions of Higher Learning/Audit <i>Comp. Rate: \$11,583 per job</i>	No	127,421	127,421	127,421	General
Office of the State Auditor/Audit <i>Comp. Rate: \$35 per hour</i>	No	6,615	6,615	6,615	General
Wright CPA Group PLLC/NCAA Services <i>Comp. Rate: \$4,050 per engagement</i>	No	4,050	4,050	4,050	General
Total 605730 Auditing		138,086	138,086	138,086	
605740 Medical					
USM/Internal Billing <i>Comp. Rate: \$192 per job</i>	No	768	768	768	General
Total 605740 Medical		768	768	768	
605750 Instructional					
Dale Martin/Lecture/Workshops on lower extremity ultrasounds <i>Comp. Rate: \$85 per engagement</i>	No	510	510	510	General
Edmund M Bagingito/Lecture/Workshop on protocol for open heart					

FEES, PROFESSIONAL AND OTHER SERVICES
DRAFT Printed on 10/7/2016 9:15:15 AM

University of Southern Mississippi (268-00)

Name of Agency

TYPE OF FEE AND NAME OF VENDOR	Retired w/ PERS	(1) Actual Expenses FY Ending June 30, 2016	(2) Estimated Expenses FY Ending June 30, 2017	(3) Requested Expenses FY Ending June 30, 2018	Fund Source
Comp. Rate: \$85 per engagement MS Dept of Info Technology Services/April Service	No	510	510	510	General
Comp. Rate: \$25 per engagement USM/Internal Billing	No	25	25	25	General
Comp. Rate: \$164 per bill Workplace Answers LLC/Modifications to Courseware	No	1,972	1,972	1,972	General
Comp. Rate: \$500 per engagement	No	500	500	500	General
Total 605750 Instructional		3,517	3,517	3,517	
605760 Legal Fees					
Armstrong Law LLC/Legal Services Comp. Rate: \$2000 per job	No	4,000	4,000	4,000	General
Bryan Nelson PA/Legal services Comp. Rate: \$3033 per job	No	18,196	18,196	18,196	General
Butler Snow Omara Stevens & Cannada PLLC/Legal Services Comp. Rate: \$1226 per job	No	25,751	25,751	25,751	General
Estes & Estes PA/Legal services Comp. Rate: \$696 per job	No	1,392	1,392	1,392	General
Lightfoot, Franklin & White LLC/Legal Services Comp. Rate: \$20,433 per job	No	265,628	265,628	265,628	General
Mayo Mallette PLLC/Legal services Comp. Rate: \$998 per job	No	9,984	9,984	9,984	General
MS Institutions of Higher Learning/Attorney General's Contract Comp. Rate: \$100,163 per year	No	100,163	100,163	100,163	General
Richland Title Inc/Legal services Comp. Rate: \$275 per job	No	275	275	275	General
State Treasurer Fund/Patent Fees Comp. Rate: \$935 per job	No	5,846	5,846	5,846	General
Thomson Reuters Inc/Legal services Comp. Rate: \$264 per job	No	3,955	3,955	3,955	General
US Citizenship & Immigration Service/I-129 Filing Fee Comp. Rate: \$325 per job	No	325	325	325	General
USM/Internal Billing Comp. Rate: -\$4912 per bill	No	(54,035)	(54,035)	(54,035)	General
Ware Immigration/Legal Services Comp. Rate: \$1033 per job	No	35,123	35,123	35,123	General
William P Wessler/Legal Services Comp. Rate: \$300 per job	No	300	300	300	General
Total 605760 Legal Fees		416,903	416,903	416,903	
605770 Laboratory And Testing Fees					
MS State Dept of Health/Annual License Fee Comp. Rate: \$900 per year	No	900	900	900	General
Rutgers University/Materials and labor					

FEES, PROFESSIONAL AND OTHER SERVICES
DRAFT Printed on 10/7/2016 9:15:15 AM

University of Southern Mississippi (268-00)

Name of Agency

TYPE OF FEE AND NAME OF VENDOR	Retired w/ PERS	(1) Actual Expenses FY Ending June 30, 2016	(2) Estimated Expenses FY Ending June 30, 2017	(3) Requested Expenses FY Ending June 30, 2018	Fund Source
Comp. Rate: \$437 per job USM/Internal Billing	No	437	437	437	General
Comp. Rate: \$454 per bill	No	4,549	4,549	4,549	General
Total 605770 Laboratory And Testing Fees		5,886	5,886	5,886	
605791 Security at Athletic Events					
City of Laurel/Security Comp. Rate: \$32 per hour	No	8,144	8,144	8,144	General
Hattiesburg PD/Security Comp. Rate: \$32 per hour	No	13,552	13,552	13,552	General
Swetman Security Service Inc/Security Comp. Rate: \$13.50 per hour	No	862	862	862	General
USM/Internal Billing Comp. Rate: (\$843) per job	No	(40,454)	(40,454)	(40,454)	General
Total 605791 Security at Athletic Events		(17,896)	(17,896)	(17,896)	
605795 Police Department Special Duty					
USM/Internal Billing Comp. Rate: (\$612) per bill	No	(43,429)	(43,429)	(43,429)	General
Total 605795 Police Department Special Duty		(43,429)	(43,429)	(43,429)	
605796 Parking Mgmt - Special Duty					
USM/Internal Billing Comp. Rate: (\$487) per bill	No	(24,852)	(24,852)	(24,852)	General
Total 605796 Parking Mgmt - Special Duty		(24,852)	(24,852)	(24,852)	
GRAND TOTAL		2,351,369	2,516,000	2,516,000	

VEHICLE PURCHASE DETAILS
DRAFT Printed on 10/7/2016 9:15:16 AM

University of Southern Mississippi (268-00)

Name of Agency

Year	Model	Person(s) Assigned To	Vehicle Purpose/Use	Replacement Or New?	FY2018 Req. Cost
-------------	--------------	------------------------------	----------------------------	--------------------------------	-----------------------------

TOTAL VEHICLE REQUEST

DRAFT

**VEHICLE INVENTORY
AS OF JUNE 30, 2016
DRAFT Printed on 10/7/2016 9:15:17 AM**

University of Southern Mississippi (268-00)

Name of Agency

Vehicle Type	Vehicle Description	Model Year	Model	Person(s) Assigned To	Purpose/Use	Tag Number	Mileage on 6-30-2016	Average Miles per Year	Replacement Proposed	
									FY2017	FY2018
W	SUV	2003	LIBERTY	FISHERIES	Athletics	G-25648	61,859	4,758		
W	15-Passenger Van	2006	E350	MOTOR POOL	Athletics	G-35104	65,156	6,516		
W	15-Passenger Van	2007	E45	MEC	Research	G-41720	33,343	3,705		
W	15-Passenger Van	2006	F350	PHY PLANT	Athletics	G-34948	46,594	4,659		
W	15-Passenger Van	2006	VAN	MOTOR POOL	Passenger	G-34939	139,321	13,932		
W	15-Passenger Van	1998	E35	MOTOR POOL	Facilities Management	G-05342	162,866	9,048		
W	SUV	2008	UPLANDER	SEA GRANT SWANN	Facilities Management	G-47748	62,001	7,750		
W	15-Passenger Van	2000	Ram Van	FISHERIES	Facilities Management	G-49651	153,304	9,582		
W	NA	2012	ESCAPE	SEA GRANT SWANN	Research	G-57736	98,725	24,681		
W	Sedan	2007	CROWN VICTORIAN	University Police	Law Enforcement	G-42106	122,654	13,628		
P	PASSENGER VAN	2013	ECONOLINE	MOTOR POOL	Passenger	G-64173	23,769	7,923		
W	Mini Van	1997	ASTRO VAN	ATHLETICS	Facilities Management	G-20926	140,740	7,407		
W	15-Passenger Van	2003	VAN	ATHLETICS	Law Enforcement	G-43684	132,578	10,198		
W	Cargo Van	2012	Commercial Van	ATHLETICS	Passenger	G-59868	45,180	11,295		
W	15-Passenger Van	2006	ECONOLINE	BAND	Passenger	G-65878	0	0		
W	Mini Van	2005	CARAVAN	DEANS OFFICE	Research	G-28756	0	0		
W	15-Passenger Van	2001	RAM WAGON	BIOL. SCI	Facilities Management	G-18591	121,629	8,109		
W	SUV	2008	SUBURBAN	BIOLOGICAL SCIENCE	Facilities Management	G-45883	127,529	15,941		
W	Other	2011	F150	BIOLOGICAL SCIENCE	Research	G-57592	0	0		
W	15-Passenger Van	2015	Transit	BIOLOGICAL SCIENCE	Passenger	G-70856	3,731	3,731		
W	SUV	2008	UPLANDER	PROFESSIONAL DEVELOPMENT AND EDUCATION	Research	G-46574	20,157	2,520		
W	Sedan	2013	ALTIMA	Center for Higher Learning	Passenger	NA	4,211	1,404		
W	SEDAN	2008	DURANGO	CONTRACTED BOOKSTORE	Passenger	G-57793	88,674	11,084		
W	15-Passenger Van	1998	15 PASSENGER VAN	English Lang. Inst.	Facilities Management	G-05658	116,441	6,469		

VEHICLE INVENTORY
AS OF JUNE 30, 2016
DRAFT Printed on 10/7/2016 9:15:17 AM

University of Southern Mississippi (268-00)

Name of Agency

Vehicle Type	Vehicle Description	Model Year	Model	Person(s) Assigned To	Purpose/Use	Tag Number	Mileage on 6-30-2016	Average Miles per Year	Replacement Proposed	
									FY2017	FY2018
W	SUV	2009	SUBURBAN	GC DEPT OF COASTAL SCIENCE	Facilities Management	G-49739	38,525	5,504		
W	Mini Van	2003	GRAND CARAVAN	GEOGRAPHY & GEOLOGY	Facilities Management	G-25895	104,231	8,018		
W	Mini Van	2016	GRAND CARAVAN	GEOGRAPHY & GEOLOGY	Facilities Management		5,965	5,965		
W	Sedan	1999	CROWN VICTORIAN	GC SECURITY	Passenger	G-10753	128,020	7,531		
W	Sedan	2000	LUM	GC Physical Plant	Research	G-14248	137,303	8,581		
W	SUV	2006	EXPEDITION	SOUTHERN REGIONAL PUBLIC SAFETY INSTITUTE	Law Enforcement	G-34898	89,597	8,960		
W	Sedan	1997	TAURUS	University Police	Facilities Management	G-01336	94,560	4,977		
W	Mini Van	2001	CARAVAN	GC Physical Plant	Facilities Management	G-17366	244,141	16,276		
W	SUV	2006	EXPEDITION	VP FOR RESEARCH	Law Enforcement	G-34899	107,013	10,701		
W	Sedan	2003	TAURUS	GC Physical Plant	Facilities Management	G-26157	66,393	5,107		
W	Sedan	2008	CROWN VICTORIAN	GC Physical Plant	Law Enforcement	G-46526	84,116	10,515		
W	SEDAN	2011	FUSION	GC ENROLLMENT AND MARKETING	Research	G-56153	30,467	6,093		
W	SEDAN	2011	FUSION	GC ENROLLMENT AND MARKETING	Facilities Management	G-56152	28,461	5,692		
W	SEDAN	2012	FUSION	GC VICE PRESIDENT	Passenger	G-60665	45,417	11,354		
W	Cargo Van	2014	CARGO VAN	GULF PARK GROUNDS	Passenger		60,141	30,071		
W	Sedan	2005	CROWN VICTORIAN	GC SECURITY	Law Enforcement	G-32285	104,112	9,465		
W	Mini Van	1998	WINDSTAR VAN	STUDENT HOUSING	Facilities Management	G-05345	51,107	2,839		
W	15-Passenger Van	2002	EXPRESS 3500	STUDENT HOUSING	Facilities Management	G-22735	117,649	8,404		
W	15-Passenger Van	2002	EXPRESS 3500	STUDENT HOUSING	Facilities Management	G-22736	104,849	7,489		
W	15-Passenger Van	2004	VENTURE	STUDENT HOUSING	Cargo	G-44258	87,867	7,322		
W	Sedan	2005	MALIBU	STUDENT HOUSING	Passenger	G-44259	73,262	6,660		
W	Mini Van	2005	CARAVAN	STUDENT HOUSING	Research	G-46623	94,529	8,594		
W	Cargo Van	1993	E350 COMM-VAN	STUDENT HOUSING	Research	G-42738	35,104	1,526		

VEHICLE INVENTORY
AS OF JUNE 30, 2016
DRAFT Printed on 10/7/2016 9:15:17 AM

University of Southern Mississippi (268-00)

Name of Agency

Vehicle Type	Vehicle Description	Model Year	Model	Person(s) Assigned To	Purpose/Use	Tag Number	Mileage on 6-30-2016	Average Miles per Year	Replacement Proposed	
									FY2017	FY2018
W	15-Passenger Van	2006	E-350 VAN	INSTITUTE FOR DISABILITY STUDY	Law Enforcement	G-38901	48,420	4,842		
W	Mini Van	2007	UPLANDER	ITECH	Passenger	G-42105	52,432	5,826		
W	Mini Van	2009	CARAVAN	OFFICE OF THE PROVOST	Passenger	G-49076	74,867	10,695		
W	Sedan	2002	CROWN VICTORIAN	PHYSICAL PLANT	Facilities Management	G-20862	143,773	10,270		
W	Mini Van	1998	WINDSTAR VAN	CUSTODIAL	Facilities Management	G-07232	145,583	8,088		
W	Mini Van	2005	CARAVAN	SAFETY	Passenger	G-28755	79,841	7,258		
W	Mini Van	2003	GRAND CARAVAN	Electrical & Mech. Equip. Maint.	Facilities Management	G-25896	98,001	7,539		
W	15-Passenger Van	1994	15 PASSENGER VAN	CUSTODIAL	Facilities Management	S-14587	145,470	6,612		
W	Cargo Van	1995	CARGO VAN	CUSTODIAL	Law Enforcement	S-15908	131,619	6,268		
W	Sedan	2000	LUMINA	CUSTODIAL	Facilities Management	G-14468	121,986	7,624		
W	15-Passenger Van	2000	EXPRESS 3500	CUSTODIAL	Facilities Management	G-21881	126,728	7,921		
W	Sedan	2003	TAURUS	PHYSICAL PLANT	Facilities Management	G-25259	102,136	7,857		
W	15-Passenger Van	2004	15 PASSENGER VAN	CUSTODIAL	Passenger	G-30462	56,659	4,722		
W	SUV	2008	TRAILBLAZER	Admin of Justice	Facilities Management	G-44770	59,181	7,398		
W	Mini Van	2009	CARAVAN	SAFETY	Passenger	G-49028	26,962	3,852		
W	SUV	2013	CARAVAN	Custodial	Facilities Management	G-64172	22,306	7,435		
W	SUV	2015	Transit	Physical Plant	Facilities Management		5,623	5,623		
W	Sedan	2007	FOCUS	MATHEMATICS	Law Enforcement	G-44729	71,221	7,913		
W	Sedan	2008	IMPALA	POLYMER	Research	G-45515	110,783	13,848		
W	Mini Van	2003	CARAVAN	MARINE SCIENCE	Facilities Management	G-26891	178,431	13,725		
W	Sedan	2012	FUSION	MARINE SCIENCE	Research	G-57738	57,821	14,455		
W	Mini Van	2014	SENTRA MINIVAN	MARINE SCIENCE	Passenger	G-66517	32,691	16,346		
W	SEDAN	2012	VERSA	PROPERTY ACCOUNTING	Passenger	G-60888	23,575	5,894		

VEHICLE INVENTORY
AS OF JUNE 30, 2016
DRAFT Printed on 10/7/2016 9:15:17 AM

University of Southern Mississippi (268-00)

Name of Agency

Vehicle Type	Vehicle Description	Model Year	Model	Person(s) Assigned To	Purpose/Use	Tag Number	Mileage on 6-30-2016	Average Miles per Year	Replacement Proposed	
									FY2017	FY2018
W	Sedan	2002	TAURUS	SOUTHERN REGIONAL PUBLIC SAFETY INSTITUTE	Facilities Management	G-20861	128,134	9,152		
W	Sedan	2010	Charger	SOUTHERN REGIONAL PUBLIC SAFETY INSTITUTE	Passenger	G-55564	31,916	5,319		
W	Sedan	2007	CROWN VICTORIAN	University Police	Passenger	556-FSF	25,000	0		
W	Sedan	2002	CROWN VICTORIAN	University Police	Facilities Management	G-40955	138,070	9,862		
W	Sedan	2004	IMPALA	University Police	Research	G-38190	173,340	14,445		
W	SUV	2006	TRAILBLAZER	Admin of Justice	Research	G-45946	116,132	11,613		
W	SUV	2009	TAHOE	University Police	Passenger	G-49624	118,924	16,989		
W	Sedan	2010	CROWN VICTORIAN	University Police	Research	G-52577	77,390	12,898		
W	SEDAN	2011	CROWN VICTORIAN	University Police	Law Enforcement	G-58709	62,095	12,419		
W	SUV	2013	INTERCEPTOR	University Police	Law Enforcement	G-61364	70,063	23,354		
W	Sedan	2013	INTERCEPTOR	University Police	Law Enforcement	G-63181	66,218	22,073		
W	SUV	2004	TAHOE	University Police	Law Enforcement	G-64788	175,669	14,639		
W	Sedan	2014	CAPRICE	University Police	Passenger	G-66571	37,553	18,777		
W	Sedan	2014	CAPRICE	SOUTHERN REGIONAL PUBLIC SAFETY INSTITUTE	Law Enforcement		15,540	7,770		
W	SUV	2014	EXPLORER	University Police	Passenger	G-66763	21,706	10,853		
W	SUV	2014	EXPLORER	University Police	Law Enforcement	G-67890	38,610	19,305		
W	Sedan	2016	IMPALA	University Police	Law Enforcement		1,274	1,274		
W	Sedan	2016	IMPALA	University Police	Law Enforcement		3,300	3,300		
W	Sedan	2016	IMPALA	University Police	Law Enforcement		3,476	3,476		
W	Sedan	2016	IMPALA	University Police	Law Enforcement		3,231	3,231		
W	Mini Van	2006	FREESTAR	Receiving and Warehousing	Facilities Management	G-36614	26,249	2,625		
W	Cargo Van	2016	TRANSIT	Receiving and Warehousing	Facilities Management		781	1,000		
W	Mini Van	2005	CARAVAN	Office of Admissions	Passenger	G-29874	113,078	10,280		
W	Mini Van	2008	MINI VAN	Office of Admissions	Research	G-47212	82,342	10,293		

Vehicle Type: (P)assenger/(W)ork

VEHICLE INVENTORY
AS OF JUNE 30, 2016
DRAFT Printed on 10/7/2016 9:15:17 AM

University of Southern Mississippi (268-00)

Name of Agency

Vehicle Type	Vehicle Description	Model Year	Model	Person(s) Assigned To	Purpose/Use	Tag Number	Mileage on 6-30-2016	Average Miles per Year	Replacement Proposed	
									FY2017	FY2018
W	Mini Van	2008	MINI VAN	Office of Admissions	Passenger	G-47213	80,624	10,078		
W	Mini Van	2010	CARAVAN	Office of Admissions	Passenger	G-05269	50,808	8,468		
W	Mini Van	2010	CARAVAN	Office of Admissions	Passenger	G-05267	63,785	10,631		
W	Mini Van	2010	GRAND CARAVAN	Office of Admissions	Research	G-55310	58,064	9,677		
W	Cargo Van	2013	CARAVAN	Office of Admissions	Passenger	G-61366	39,476	13,159		
W	Cargo Van	2013	CARAVAN	Office of Admissions	Passenger	G-61363	46,341	15,447		
W	Sedan	2012	FUSION	Office of Admissions	Passenger	G-61365	72,485	18,121		
W	Sedan	2003	CROWN VICTORIAN	SOUTHERN REGIONAL PUBLIC SAFETY INSTITUTE	Facilities Management	G-24113	77,089	5,930		
W	Sedan	2010	Charger	SOUTHERN REGIONAL PUBLIC SAFETY INSTITUTE	Research	G-53688	30,077	5,013		
W	Mini Van	2005	CARAVAN	Office of Admissions	Research	G-29873	108,798	9,891		
W	Mini Van	1992	8 PASSENGER VAN	THEATER AND DANCE	Academic Recruitment	S-13177	119,788	4,991		
W	Sedan	2000	LUMINA	SCHOOL OF CONSTRUCTION	Facilities Management	G-14247	25,000	0		
W	NA	2013	IMPALA	PARKING AND TRANSPORTATION	Passenger	G-64109	9,401	3,134		
W	Sedan	2016	VERSA	PARKING AND TRANSPORTATION	Facilities Management		96	1,000		
W	Sedan	2016	VERSA	PARKING AND TRANSPORTATION	Facilities Management		141	1,000		
W	15-Passenger Van	2009	ECONLONE	BROADCASTING	Passenger	G-64807	25,000	0		
W	Cargo Van	2012	Commercial Van	ATHLETICS	Passenger	G-59868	45,180	11,295		
W	Cargo Van	2014	CARGO VAN	GULF PARK GROUNDS	Facilities Management	S-15576	60,141	30,071		
W	Cargo Van	1993	E350 COMM-VAN	STUDENT HOUSING	Research	G-42738	35,104	1,526		
W	Cargo Van	1995	CARGO VAN	CUSTODIAL	Law Enforcement	S-15908	131,619	6,268		
W	Cargo Van	2016	TRANSIT	Receiving and Warehousing	Passenger	na	781	1,000		
W	Cargo Van	2013	CARAVAN	Office of Admissions	Passenger	G-61366	39,476	13,159		
W	Cargo Van	2013	CARAVAN	Office of Admissions	Passenger	G-61363	46,341	15,447		
P	Pick-Up	2001	F350	Boats Ops Beaugez	Facilities Management	G-17459	135,425	9,028		

Vehicle Type: (P)assenger/(W)ork

VEHICLE INVENTORY
AS OF JUNE 30, 2016
DRAFT Printed on 10/7/2016 9:15:17 AM

University of Southern Mississippi (268-00)

Name of Agency

Vehicle Type	Vehicle Description	Model Year	Model	Person(s) Assigned To	Purpose/Use	Tag Number	Mileage on 6-30-2016	Average Miles per Year	Replacement Proposed	
									FY2017	FY2018
P	Pick-Up	2004	SQ1	MOTOR POOL	Research	G-29817	69,464	5,789		
P	Pick-Up	1995	3500	PARASITOLOGY	Facilities Management	S-15591	86,000	4,095		
P	Pick-Up	1996	F250	FISHERIES	Athletics	S-16281	69,130	3,457		
P	Pick-Up	2005	NC1	FISHERIES	Passenger	G-33064	25,000	0		
P	Pick-Up	2006	PICKUP	MOTOR POOL	Research	G-34944	84,695	8,470		
P	Pick-Up	2006	PICKUP	MOTOR POOL	Research	G-34942	51,802	5,180		
P	Pick-Up	2006	PICKUP	MOTOR POOL	Research	G-34945	89,277	8,928		
P	Pick-Up	2006	PICKUP	PHY PLANT	Facilities Management	G-34940	48,346	4,835		
P	Pick-Up	2006	PICKUP	MICROBIOLOGY	Passenger	G-34941	139,244	13,924		
P	Pick-Up	2006	PICKUP	PHY PLANT	Facilities Management	G-35105	56,311	5,631		
P	Pick-Up	2006	15V	PHY PLANT	Passenger	G-34947	60,971	6,097		
P	Pick-Up	2006	PICKUP	PHY PLANT	Facilities Management	G-34946	42,543	4,254		
P	Pick-Up	2006	PICKUP	FISHERIES	Facilities Management	G-34943	45,445	4,545		
P	Pick-Up	1998	SIERRA	FISHERIES	Facilities Management	G-06985	98,735	5,485		
P	Pick-Up	2007	PICKUP	FISHERIES	Facilities Management	G-38590	56,843	6,316		
P	Pick-Up	2007	F150	MEC	Facilities Management	G-39275	74,892	8,321		
P	Pick-Up	2008	SRW	FISHERIES	Facilities Management	G-44904	36,706	4,588		
P	Pick-Up	2014	Ram Truck	MOTOR POOL	Facilities Management	G-67723	13,763	6,882		
P	Pick-Up	2015	Silverado	MICROBIOLOGY	Research	G_68445	11,856	11,856		
P	Pick-Up	2015	F150	FISHERIES	Research	G_68814	9,343	9,343		
P	Pick-Up	1998	RAM 3500	ATHLETICS	Facilities Management	G-15524	123,999	6,889		
P	Pick-Up	1995	F-150 PICK UP	ATHLETICS	Facilities Management	G-18289	157,165	7,484		
P	Pick-Up	2001	S-10 PICK UP	ATHLETICS	Passenger	G-48022	47,063	3,138		
P	Pick-Up	2008	Silverado	ATHLETICS	Facilities Management		106,333	13,292		
P	Pick-Up	2000	RAM 2500	GROUNDS	Facilities Management	G-15742	53,895	3,368		
P	Pick-Up	2007	F150 PICK UP	GROUNDS	Facilities Management	G-40568	23,034	2,559		
P	Pick-Up	2005	PICK UP	BIOL. SCI	Law Enforcement	G-33582	160,603	14,600		
P	Pick-Up	2005	PICK UP	BIOL.SCI	Law Enforcement	G-33583	136,545	12,413		

Vehicle Type: (P)assenger/(W)ork

VEHICLE INVENTORY
AS OF JUNE 30, 2016
DRAFT Printed on 10/7/2016 9:15:17 AM

University of Southern Mississippi (268-00)

Name of Agency

Vehicle Type	Vehicle Description	Model Year	Model	Person(s) Assigned To	Purpose/Use	Tag Number	Mileage on 6-30-2016	Average Miles per Year	Replacement Proposed	
									FY2017	FY2018
P	Pick-Up	1997	F250 PICK UP	CONTRACTED FOOD SERVICES	Facilities Management	G-02776	106,808	5,621		
P	Pick-Up	1995	F-250 PICK UP	GROUNDS	Facilities Management	G-23685	76,820	3,658		
P	Pick-Up	1985	CJ PICK UP	GROUNDS	Passenger	S-8705	25,000	0		
P	Pick-Up	1996	1/2 TON PICK UP	GROUNDS	Facilities Management	S-16408	87,426	4,371		
P	Pick-Up	2001	QUAD CAB PICK UP	Electrical & Mech. Equip. Maint.	Facilities Management	G-18379	96,908	6,461		
P	Pick-Up	1995	F250 PICK UP	GROUNDS	Facilities Management	G-24107	93,891	4,471		
P	Pick-Up	1995	F150 PICK UP	Electrical & Mech. Equip. Maint.	Facilities Management	G-24110	25,000	0		
P	Pick-Up	2007	F150 PICK UP	GROUNDS	Academic Recruitment	G-40569	31,980	3,553		
P	Pick-Up	2007	F150 PICK UP	GROUNDS	Passenger	G-40567	33,121	3,680		
P	Pick-Up	2007	F150 PICK UP	GROUNDS	Academic Recruitment	G-40566	25,426	2,825		
P	Pick-Up	2013	F150	GROUNDS	Passenger	G-62185	16,223	5,408		
P	Pick-Up	2005	RAM 2500	GC DEPT OF COASTAL SCIENCE	Law Enforcement	G-32023	117,150	10,650		
P	Pick-Up	2008	F250 PICK UP	GEOGRAPHY & GEOLOGY	Research	G-46235	32,568	4,071		
P	Pick-Up	2004	DAKOTA PICK UP	GC Physical Plant	Facilities Management	G-28759	62,387	5,199		
P	Pick-Up	1993	RANGER PICK UP	GC Physical Plant	Facilities Management	G-18149	25,000	0		
P	Pick-Up	1993	RANGER PICK UP	GC Physical Plant	Facilities Management	S-14326	90,346	3,928		
P	Pick-Up	2012	Colorado	GC Security	Law Enforcement	G-30678	29,749	7,437		
P	Pick-Up	2015	F150	PHYSICAL PLANT	Facilities Management		2,698	2,698		
P	Pick-Up	2015	F150	PHYSICAL PLANT	Facilities Management	G-70646	4,558	4,558		
P	Pick-Up	2016	Silverado	PHYSICAL PLANT	Facilities Management		371	1,000		
P	Pick-Up	2016	Silverado	PHYSICAL PLANT	Facilities Management		571	10,000		
P	Pick-Up	1996	S-10 PICK UP	STUDENT HOUSING	Facilities Management	G-16933	105,834	5,292		
P	Pick-Up	2001	RAM 1500	STUDENT HOUSING	Passenger	G-28757	88,419	5,895		
P	Pick-Up	1994	PICK UP	STUDENT HOUSING	Passenger	G-11879	137,370	6,244		
P	Pick-Up	1996	1/2 TON PICK UP	STUDENT HOUSING	Facilities Management	S-16291	56,586	2,829		

Vehicle Type: (P)assenger/(W)ork

**VEHICLE INVENTORY
AS OF JUNE 30, 2016
DRAFT Printed on 10/7/2016 9:15:17 AM**

University of Southern Mississippi (268-00)

Name of Agency

Vehicle Type	Vehicle Description	Model Year	Model	Person(s) Assigned To	Purpose/Use	Tag Number	Mileage on 6-30-2016	Average Miles per Year	Replacement Proposed	
									FY2017	FY2018
P	Pick-Up	1996	1/2 TON PICK UP	STUDENT HOUSING	Facilities Management	S-16292	66,404	3,320		
P	Pick-Up	1995	F-150 PICK UP	STUDENT HOUSING	Facilities Management	G59094	25,000	0		
P	Pick-Up	1992	F-150 PICK UP	STUDENT HOUSING	Academic Recruitment	G-16448	98,280	4,095		
P	Pick-Up	1994	C1500 PICK UP	STUDENT HOUSING	Facilities Management	G-19627	79,316	3,605		
P	Pick-Up	1996	S-10 PICK UP	STUDENT HOUSING	Facilities Management	G-19626	105,353	5,268		
P	Pick-Up	1999	RANGER PICK UP	STUDENT HOUSING	Facilities Management	G-23880	84,907	4,995		
P	Pick-Up	1999	RANGER PICK UP	STUDENT HOUSING	Facilities Management	G-23881	70,812	4,165		
P	Pick-Up	2000	2500 SILVERADO	STUDENT HOUSING	Facilities Management	G-44260	87,392	5,462		
P	Pick-Up	2001	RAM 1500	STUDENT HOUSING	Research	G-46622	73,071	4,871		
P	Pick-Up	1999	RAM 1500	STUDENT HOUSING	Research	G-46621	41,678	2,452		
P	Pick-Up	2001	2500 RAM	STUDENT HOUSING	Facilities Management	G-51616	48,866	3,258		
P	Pick-Up	2001	2500 RAM	STUDENT HOUSING	Research	G-51615	61,116	4,074		
P	Pick-Up	2005	C1500 PICK UP	STUDENT HOUSING	Research	G-51614	101,933	9,267		
P	Pick-Up	1998	1500 TRUCK	STUDENT HOUSING	Law Enforcement	G-32286	85,086	4,727		
P	Pick-Up	2015	Silverado	STUDENT HOUSING	Facilities Management		9,144	9,144		
P	Pick-Up	2015	Silverado	STUDENT HOUSING	Facilities Management		4,921	4,921		
P	Pick-Up	2015	Silverado	STUDENT HOUSING	Facilities Management		8,292	8,292		
P	Pick-Up	2001	1500 RAM PICK UP	STUDENT HOUSING	Facilities Management	G-27877	84,656	5,644		
P	Pick-Up	2005	Ram 1500	RECREATIONAL SPORTS	Facilities Management	G-54374	85,545	7,777		
P	Pick-Up	2000	RANGER PICK UP	Building Maintenance	Facilities Management	G-27052	80,876	5,055		
P	Pick-Up	1998	3/4 TON PICK UP	TRANSPORTATION	Facilities Management	G-21882	119,698	6,650		
P	Pick-Up	1998	S-10 PICK UP	Building Maintenance	Facilities Management	G-27398	75,264	4,181		
P	Pick-Up	1994	S-10 PICK UP	Environmental Services	Facilities Management	G-21883	62,653	2,848		
P	Pick-Up	2001	RAM TRUCK	TRANSPORTATION	Facilities Management	G-23687	89,601	5,973		

Vehicle Type: (P)assenger/(W)ork

VEHICLE INVENTORY
AS OF JUNE 30, 2016
DRAFT Printed on 10/7/2016 9:15:17 AM

University of Southern Mississippi (268-00)

Name of Agency

Vehicle Type	Vehicle Description	Model Year	Model	Person(s) Assigned To	Purpose/Use	Tag Number	Mileage on 6-30-2016	Average Miles per Year	Replacement Proposed	
									FY2017	FY2018
P	Pick-Up	1995	1 TON TRUCK	ENVIROMENTAL	Facilities Management	S-15871	64,186	3,056		
P	Pick-Up	1999	DAKOTA PICK UP	Electrical & Mech. Equip. Maint.	Facilities Management	G-09072	52,937	3,114		
P	Pick-Up	1999	DAKOTA PICK UP	Electrical & Mech. Equip. Maint.	Facilities Management	G-09071	25,000	0		
P	Pick-Up	1996	DAKOTA PICK UP	Electrical & Mech. Equip. Maint.	Facilities Management	S-16172	25,000	0		
P	Pick-Up	1996	1/2 PICK UP	Building Maintenance	Facilities Management	S-16409	58,732	2,937		
P	Pick-Up	1996	DAKOTA PICK UP	Electrical & Mech. Equip. Maint.	Facilities Management	S-16384	47,790	2,390		
P	Pick-Up	1996	1/2 TON PICK UP	Electrical & Mech. Equip. Maint.	Facilities Management	S-16415	67,395	3,370		
P	Pick-Up	1995	F250 PICK UP	TRANSPORTATION	Facilities Management	G-23689	101,470	4,832		
P	Pick-Up	1995	F150 PICK UP	Building Maintenance	Facilities Management	G-24109	71,722	3,415		
P	Pick-Up	2000	F150 PICK UP	Electrical & Mech. Equip. Maint.	Facilities Management	G-27694	0	0		
P	Pick-Up	2007	PICK UP	Environmental Services	Facilities Management	G-40565	47,082	5,231		
P	Pick-Up	2007	PICK UP	Electrical & Mech. Equip. Maint.	Academic Recruitment	G-40564	18,011	2,001		
P	Pick-Up	2007	PICK UP	Electrical & Mech. Equip. Maint.	Academic Recruitment	G-40570	19,715	2,191		
P	Pick-Up	2007	PICK UP	Building Maintenance	Law Enforcement	G-40571	16,750	1,861		
P	Pick-Up	2007	PICK UP	TRANSPORTATION	Law Enforcement	G-40572	31,043	3,449		
P	Pick-Up	2007	PICK UP	Electrical & Mech. Equip. Maint.	Facilities Management	G-40799	35,302	3,922		
P	Pick-Up	2007	PICK UP	Building Maintenance	Facilities Management	G-40800	28,396	3,155		
P	Pick-Up	2007	PICK UP	Electrical & Mech. Equip. Maint.	Law Enforcement	G-40802	28,715	3,191		
P	Pick-Up	2007	PICK UP	Electrical & Mech. Equip. Maint.	Academic Recruitment	G-40801	22,757	2,529		
P	Pick-Up	2007	RANGER PICK UP	SAFETY	Academic Recruitment	G-41102	14,812	1,646		
P	Pick-Up	2007	RANGER PICK UP	CUSTODIAL	Academic Recruitment	G-41101	16,263	1,807		
P	Pick-Up	2007	RANGER PICK UP	CUSTODIAL	Facilities Management	G-41100	14,695	1,633		
P	Pick-Up	2008	F250 PICK UP	Environmental Services	Passenger	G-43272	30,288	3,786		
P	Pick-Up	2008	F150 PICK UP	Electrical & Mech. Equip. Maint.	Facilities Management	G-45512	19,204	2,401		
P	Pick-Up	2008	F150 PICK UP	Building Maintenance	Passenger	G-45514	10,061	1,258		

Vehicle Type: (P)assenger/(W)ork

VEHICLE INVENTORY
AS OF JUNE 30, 2016
DRAFT Printed on 10/7/2016 9:15:17 AM

University of Southern Mississippi (268-00)

Name of Agency

Vehicle Type	Vehicle Description	Model Year	Model	Person(s) Assigned To	Purpose/Use	Tag Number	Mileage on 6-30-2016	Average Miles per Year	Replacement Proposed	
									FY2017	FY2018
P	Pick-Up	2008	F250 PICK UP	Building Maintenance	Facilities Management	G-45513	31,000	3,875		
P	Pick-Up	2009	RANGER PICK UP	SAFETY	Facilities Management	G-51062	22,917	3,274		
P	Pick-Up	2013	F150	CUSTODIAL	Passenger	G-62189	3,327	1,109		
P	Pick-Up	2013	F150	MAINTENANCE	Passenger	G-62188	8,127	2,709		
P	Pick-Up	2013	F150	Electrical & Mech. Equip. Maint.	Passenger	G-62187	8,853	2,951		
P	Pick-Up	2013	F150	MAINTENANCE	Passenger	G-62183	7,729	2,576		
P	Pick-Up	2013	F150	Electrical & Mech. Equip. Maint.	Passenger	G-62182	7,982	2,661		
P	Pick-Up	2013	F150	Building Maintenance	Passenger	G-62184	15,777	5,259		
P	Pick-Up	2013	F150	MAINTENANCE	Passenger	G-26186	3,103	1,034		
P	Pick-Up	2015	RAM	ENVIROMENTAL SERVICES	Facilities Management		4,689	4,689		
P	Pick-Up	2015	F150	Electrical & Mech. Equip. Maint.	Facilities Management		1,377	1,377		
P	Pick-Up	2015	F150	CARPENTER	Facilities Management		11,536	11,536		
P	Pick-Up	1996	PICK UP	MARINE SCIENCE	Facilities Management	S-16128	118,533	5,927		
P	Pick-Up	1999	RAM TRUCK	MARINE SCIENCE	Research	G-08777	111,138	6,538		
P	Pick-Up	2010	F350 PICK UP	MARINE SCIENCE	Law Enforcement	G-37783	75,447	12,575		
P	Pick-Up	2007	CANYON	POST OFFICE	Law Enforcement	G-39141	6,092	677		
P	Pick-Up	2002	DURANGO	SOUTHERN REGIONAL PUBLIC SAFETY INSTITUTE	Facilities Management	G-20925	106,000	7,571		
P	Pick-Up	2000	FRONTIER CREWCAB	GC SECURITY	Facilities Management	G-25925	144,132	9,008		
P	Pick-Up	2016	F-550	Enviromental Services	Facilities Management	G-72688	1,321	1,000		
P	Pick-Up	2007	RAM 3500	Receiving and Warehousing	Facilities Management	G-65451	29,204	3,245		
P	Pick-Up	2007	RANGER PICK UP	STORES	Academic Recruitment	G-41099	18,528	2,059		
P	Pick-Up	2002	F150 PICK UP	SOUTHERN REGIONAL PUBLIC SAFETY INSTITUTE	Facilities Management	G-20927	112,134	8,010		
P	Pick-Up	2008	F150 PICK UP	PARKING AND TRANSPORTATION	Passenger	G-45425	39,051	4,881		
W	Truck	1991	Bucket Truck	PHY PLANT	Facilities Management	G-48276	0	1,000		
W	Truck	2011	TITAN	FISHERIES	Research	G-56394	40,736	8,147		

**VEHICLE INVENTORY
AS OF JUNE 30, 2016
DRAFT Printed on 10/7/2016 9:15:17 AM**

University of Southern Mississippi (268-00)

Name of Agency

Vehicle Type	Vehicle Description	Model Year	Model	Person(s) Assigned To	Purpose/Use	Tag Number	Mileage on 6-30-2016	Average Miles per Year	Replacement Proposed	
									FY2017	FY2018
W	Truck	2011	SRW SUPER DUTY	FISHERIES	Research	G-56167	16,721	3,344		
W	Truck	1988	DUMP TRUCK	GROUNDS	Research	S-9949	0	1,000		
W	Truck	1998	DUMP TRUCK	GROUNDS	Facilities Management	G-07154	153,263	8,515		
W	Truck	1995	F700 DUMP TRUCK	TRANSPORTATION	Research	S-15139	68,027	3,239		
W	Truck	1995	DUMP TRUCK	TRANSPORTATION	Facilities Management	S-15966	53,322	2,539		
W	Truck	1999	Derrick	MAINTENANCE	Facilities Management	NO TAG	101,986	5,999		
W	Truck	2000	BUCKET TRUCK	MAINTENANCE	Facilities Management	NO TAG	116,942	7,309		
W	Truck	2003	420 TRUCK TRACTOR	Environmental Services	Facilities Management	G-23691	45,547	3,504		

DRAFT

**VEHICLE POOL MEMBER LIST
2018 BUDGET REQUEST
DRAFT Printed on 10/7/2016 9:15:19 AM**

University of Southern Mississippi (268-00)

Name of Agency

See attached.

DRAFT

**PRIORITY OF DECISION UNITS
FISCAL YEAR 2018
DRAFT Printed on 10/7/2016 9:15:20 AM**

University of Southern Mississippi (268-00)

Name of Agency

Program	Decision Unit	Object	Amount
Priority # 1			
Program # 1: INSTRUCTION	Increased Cost of Programming		
		Salaries	1,200,000
		Subsidies	800,000
		Totals	2,000,000
		Other Special Funds	2,000,000
Program # 2: RESEARCH	Increased Cost of Programming		
Program # 3: PUBLIC SERVICE	Increased Cost of Programming		
Program # 4: ACADEMIC SUPPORT	Increased Cost of Programming		
		Contractual	200,000
		Totals	200,000
		Other Special Funds	200,000
Program # 5: STUDENT SERVICES	Increased Cost of Programming		
		Contractual	50,000
		Totals	50,000
		Other Special Funds	50,000
Program # 6: INSTITUTIONAL SUPPORT	Increased Cost of Programming		
Program # 7: OPERATION & MAINTENANCE	Increased Cost of Programming		
		Contractual	100,000
		Commodities	100,000
		Totals	200,000
		Other Special Funds	200,000
Program # 8: SCHOLARSHIP & FELLOWSHIPS	Increased Cost of Programming		
		Contractual	550,000
		Totals	550,000
		Other Special Funds	550,000

**PRIORITY OF DECISION UNITS
FISCAL YEAR 2018
DRAFT Printed on 10/7/2016 9:15:20 AM**

University of Southern Mississippi (268-00)
Name of Agency

Program	Decision Unit	Object	Amount
Program # 10: NON-MANDATORY TRANSFERS			
	Increased Cost of Programming		
		Subsidies	(5,000,000)
		Totals	(5,000,000)
		State Support Special Funds	(5,000,000)

Priority # 2

Program # 7: OPERATION & MAINTENANCE
Recover FY 2015 Capital Appropriations

Contractual	1,382,324
Totals	1,382,324
State Support Special Funds	1,382,324

DRAFT

CAPITAL LEASES
DRAFT Printed on 10/7/2016 9:15:20 AM

University of Southern Mississippi (268-00)

Name of Agency

VENDOR/ ITEM LEASED	Original Date of Lease	Original No. of Months of Lease	No. of Months Remaining on 6-30-16	Last Payment Date	Interest Rate	Amount of Each Payment			Total of Payments To Be Made					
						Actual FY 2016			Estimated FY 2017			Requested FY 2018		
						Principal	Interest	Total	Principal	Interest	Total	Principal	Interest	Total
Beechcraft/Aircraft	11/21/2008	120	31	1/1/2019	4.5000	158,517	38,624	197,141	158,517	38,624	197,141	158,517	38,624	197,141
Voice Over/IP System	3/20/2014	53	24	6/20/2018	0.7500	348,963	7,938	356,901	351,590	5,312	356,902	354,236	2,666	356,902

DRAFT

Summary of 3% General Fund Program Reduction to FY 2017 Appropriated Funding by Major Object

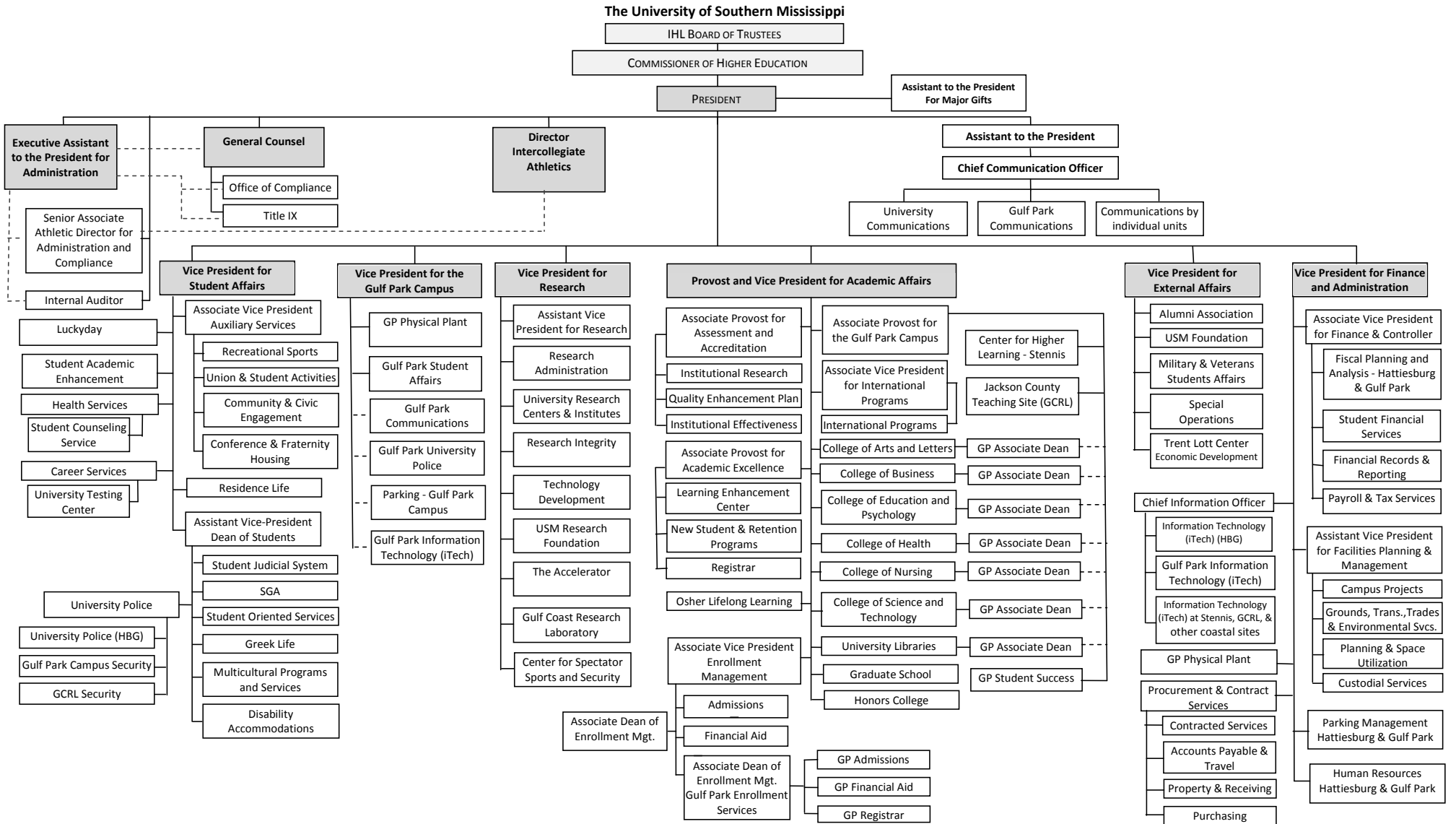
DRAFT Printed on 10/7/2016 9:15:21 AM

University of Southern Mississippi (268-00)

Name of Agency

Major Object	FY2017 General Fund Reduction	EFFECT ON FY2017 STATE SUPPORT SPECIAL FUNDS	EFFECT ON FY2017 FEDERAL FUNDS	EFFECT ON FY2017 OTHER SPECIAL FUNDS	TOTAL 3% REDUCTIONS
SALARIES, WAGES, FRINGE	(1,920,120)				(1,920,120)
TRAVEL					
CONTRACTUAL					
COMMODITIES					
OTHER THAN EQUIPMENT					
EQUIPMENT					
VEHICLES					
WIRELESS COMM. DEVS.					
SUBSIDIES, LOANS, ETC					
TOTALS	(1,920,120)				(1,920,120)

DRAFT





Updated 9/17/2015: IR Shaded boxes indicate Executive Cabinet.

BOARD OF TRUSTEES OF STATE
INSTITUTIONS OF HIGHER LEARNING
STATE OF MISSISSIPPI

Schedule A
Salaries and Wages

Agency: USM - Hattiesburg Campus 268-00

	Actual Expenses		Estimated Expenses		Required for	
	FY Ending		FY Ending		FY Ending	
	June 30, 2016		June 30, 2017		June 30, 2018	
	FTE	Dollars	FTE	Dollars	FTE	Dollars
CURRENT POSITIONS:						
1100 - Exec, Admin & Managerial	36.00	4,659,818	41.00	5,307,009	41.00	5,307,009
1200 - Faculty						
9 month	675.00	43,045,561	686.00	44,417,450	686.00	44,417,450
12 month	29.00	1,831,726	29.00	1,890,104	29.00	1,890,104
Other	<u>14.00</u>	<u>915,863</u>	<u>15.00</u>	<u>945,052</u>	<u>15.00</u>	<u>945,052</u>
Total Faculty	718.00	45,793,150	730.00	47,252,606	730.00	47,252,606
1300 - Professional Non-faculty	410.00	19,002,498	420.00	18,174,080	420.00	18,174,080
1400 - Clerical and Secretarial	169.00	4,655,445	179.00	4,993,180	179.00	4,993,180
1500 - Technical & Paraprofessional	50.00	1,970,876	75.00	2,938,061	75.00	2,938,061
1600 - Skilled Crafts	25.00	755,874	42.00	1,339,631	42.00	1,339,631
1700 - Services/Maintenance	135.00	3,736,298	133.00	4,333,966	133.00	4,333,966
1800 - Students	<u>426.00</u>	<u>6,496,029</u>	<u>426.00</u>	<u>7,559,046</u>	<u>426.00</u>	<u>7,559,046</u>
TOTAL	1,969.00	87,069,988	2,046.00	91,897,579	2,046.00	91,897,579
NEW POSITIONS REQUIRED FOR FY 2018:					FTE	Dollars
1100 - Exec, Admin & Managerial					0.00	0
1200 - Faculty					0.00	0
9 month					0.00	0
12 month					0.00	0
Other					0.00	0
1300 - Professional Non-faculty					0.00	0
1400 - Clerical and Secretarial					0.00	0
1500 - Technical & Paraprofessional					0.00	0
1600 - Skilled Crafts					0.00	0
1700 - Services/Maintenance					0.00	0
1800 - Students	<u>0.00</u>	<u>0</u>				
TOTAL					0.00	0
PROMOTIONS, REALIGNMENTS, RECLASSIFICATIONS FOR FY 2018:					Dollars	
1100 - Exec, Admin & Managerial					0	
1200 - Faculty					628,968	
9 month					0	
12 month					0	
Other					0	
1300 - Professional Non-faculty					232,632	
1400 - Clerical and Secretarial					0	
1500 - Technical & Paraprofessional					0	
1600 - Skilled Crafts					0	
1700 - Services/Maintenance					0	
1800 - Students	<u>0</u>					
TOTAL					861,600	
GRAND TOTAL Salaries and Wages	1,969.00	87,069,988	2,046.00	91,897,579	2,046.00	92,759,179

BOARD OF TRUSTEES OF STATE
INSTITUTIONS OF HIGHER LEARNING
STATE OF MISSISSIPPI

Schedule A-1
Fringe Benefits

Agency: USM - Hattiesburg Campus 268-00

	Actual Expenses FY Ending 30-Jun-16	Estimated Expenses FY Ending 30-Jun-17	Continuation Required for FY Ending 30-Jun-18
CURRENT POSITIONS:			
3910 - Employees' Retirement Matching	12,490,673	13,374,888	13,374,888
3920 - FICA Matching	5,844,598	6,696,374	6,696,374
3930 - Workers' Compensation	203,972	899,442	899,442
3940 - Health Insurance Contribution	5,709,336	6,506,897	6,506,897
3950 - Group Life Insurance	77,853	83,731	83,731
3960 - Civil Service (Agriculture Units)	36	36	36
3970 - Unemployment Tax	132,609	152,855	152,855
3980 - Remission of Fees	<u>11,144,800</u>	<u>11,382,500</u>	<u>11,382,500</u>
TOTAL Fringe Benefits for Continuing Employees	<u>35,603,877</u>	<u>39,096,723</u>	<u>39,096,723</u>
ESTIMATED FRINGE BENEFITS REQUIRED FOR NEW POSITIONS FOR FY 2017:			
3910 - Employees' Retirement Matching	[REDACTED]	[REDACTED]	
3920 - FICA Matching	[REDACTED]	[REDACTED]	
3930 - Workers' Compensation	[REDACTED]	[REDACTED]	
3940 - Health Insurance Contribution	[REDACTED]	[REDACTED]	
3950 - Group Life Insurance	[REDACTED]	[REDACTED]	
3960 - Civil Service (Agriculture Units)	[REDACTED]	[REDACTED]	
3970 - Unemployment Tax	[REDACTED]	[REDACTED]	
3980 - Remission of Fees	[REDACTED]	[REDACTED]	
TOTAL Fringe Benefits for New Positions	[REDACTED]	[REDACTED]	
FRINGE BENEFITS FOR PROMOTIONS, REALIGNMENTS, RECLASSIFICATIONS FOR FY 2018:			
3910 - Employees' Retirement Matching	[REDACTED]	[REDACTED]	222,867
3920 - FICA Matching	[REDACTED]	[REDACTED]	108,188
3930 - Workers' Compensation	[REDACTED]	[REDACTED]	3,284
3940 - Health Insurance Contribution	[REDACTED]	[REDACTED]	
3950 - Group Life Insurance	[REDACTED]	[REDACTED]	
3960 - Civil Service (Agriculture Units)	[REDACTED]	[REDACTED]	
3970 - Unemployment Tax	[REDACTED]	[REDACTED]	4,061
3980 - Remission of Fees	[REDACTED]	[REDACTED]	
TOTAL Fringe Benefits for Promotions, etc.	[REDACTED]	[REDACTED]	338,400
GRAND TOTAL Fringe Benefits	35,603,877	39,096,723	39,435,123
SUBTOTAL SALARIES, WAGES & FRINGE BENEFITS	122,673,865	130,994,302	132,194,302
LESS VACANCY RATE	<u>0</u>	<u>-2,619,886</u>	<u>-2,619,886</u>
TOTAL SALARIES, WAGES & FRINGE BENEFITS	122,673,865	128,374,416	129,574,416

Agency Revenue Source Report - FY16 Data

As Required by HB 831, 2015 Legislative Session

And SB 2387, 2016 Legislative Session

Agency Name University of Southern Mississippi (On / Off Campus)

Budget Year 2016

State Support Sources **Amount Received**
 General Funds 64,093,025

State Support Special Funds **Amount Received**

Education Enhancement Funds	10,691,488
Health Care Expendable Funds	
Tobacco Control Funds	
Capital Expense Funds	
Budget Contingency Funds	
Working Cash Stabilization Reserve Funds	

Special Funds **Amount Received**

Sample Special Fund #1	
Sample Special Fund #2	

Add Rows for Additional Special Funds

List all Federal Funds as its most specific level, such as an office or division, not the federal department.

<u>Federal Funds</u>	<u>Amount Received</u>	<u>Action or results promised in order to receive funds</u>
Sample Federal Fund #1	Fund Summaries should be available October 1, 2016.	
Sample Federal Fund #2		

Description of any Maintenance of Effort agreements entered into with any federal agency or subdivision thereof

Add Rows for Additional Special Funds

Revenue from Tax, Fine or Fee Assessed

Sample Tax, Fine, Fee #1	Amount Assessed	N/A
<i>Copy Entire Section to Add New Item</i>	Amount Collected	Fund Summaries should be available October 1, 2016.
	Authority to Collect	Board Policy # 702.03 , Approval of Tuition, Fees, and other student charges
	Method of Determining Assessment	N/A
	Method of Collection	Board Policy # 702.03 , Approval of Tuition, Fees, and other student charges

<u>Amt. & Purpose for which Expended Amount</u>	<u>Purpose</u>
Fund Summaries should be available October 1, 2016.	

Amount Transferred to General Fund	
Authority for Transfer to General Fund	
Amount Transferred to Another Entity	
Authority for Transfer to Other Entity	
Name of Other Entity	
Fiscal Year-Ending Balance	