

University of Southern Mississippi

118 College Drive

Dr. Rodney Bennett

AGENCY

ADDRESS

CHIEF EXECUTIVE OFFICER

	Actual Expenses June 30,2018	Estimated Expenses June 30,2019	Requested For June 30,2020	Requested Over/(Under) Estimated	
				AMOUNT	PERCENT
I. A. PERSONAL SERVICES					
1. Salaries, Wages & Fringe Benefits (Base)	118,950,489	124,942,443	129,223,196		
a. Additional Compensation					
b. Proposed Vacancy Rate (Dollar Amount)			2,548,753		
c. Per Diem					
Total Salaries, Wages & Fringe Benefits	118,950,489	124,942,443	126,674,443	1,732,000	1.39%
2. Travel					
a. Travel & Subsistence (In-State)	224,707	300,450	300,450		
b. Travel & Subsistence (Out-Of-State)	611,219	817,244	817,244		
c. Travel & Subsistence (Out-Of-Country)	149	199	199		
Total Travel	836,075	1,117,893	1,117,893		
B. CONTRACTUAL SERVICE S (Schedule B)					
a. Tuition, Rewards & Awards	19,848,516	20,040,592	20,040,592		
b. Communications, Transportation & Utilities	4,610,943	4,610,943	4,610,943		
c. Public Information	568,705	568,705	568,705		
d. Rents	955,081	955,081	955,081		
e. Repairs & Service	1,414,401	1,414,401	1,414,401		
f. Fees, Professional & Other Services	2,311,995	2,311,995	2,311,995		
g. Other Contractual Services	5,442,145	6,854,311	8,254,311	1,400,000	20.43%
h. Data Processing	2,090,502	2,090,502	2,090,502		
i. Other					
Total Contractual Services	37,242,288	38,846,530	40,246,530	1,400,000	3.60%
C. COMMODITIES (Schedule C)					
a. Maintenance & Construction Materials & Supplies	329,653	329,653	329,653		
b. Printing & Office Supplies & Materials	608,323	608,323	608,323		
c. Equipment, Repair Parts, Supplies & Accessories	581,434	581,434	581,434		
d. Professional & Scientific Supplies & Materials	46,306	46,306	46,306		
e. Other Supplies & Materials	1,763,919	2,161,137	2,261,137	100,000	4.63%
Total Commodities	3,329,635	3,726,853	3,826,853	100,000	2.68%
D. CAPITAL OUTLAY					
1. Total Other Than Equipment (Schedule D-1)	87,479	151,669	151,669		
2. Equipment (Schedule D-2)					
b. Road Machinery, Farm & Other Working Equipment	14,896	14,896	14,896		
c. Office Machines, Furniture, Fixtures & Equipment					
d. IS Equipment (Data Processing & Telecommunications)	93,843	93,843	93,843		
e. Equipment - Lease Purchase	433,494				
f. Other Equipment	10,961	669,088	869,088	200,000	29.89%
Total Equipment (Schedule D-2)	553,194	777,827	977,827	200,000	25.71%
3. Vehicles (Schedule D-3)					
4. Wireless Comm. Devices (Schedule D-4)					
E. SUBSIDIES, LOANS & GRANTS (Schedule E)	7,509,059	4,869,825	4,869,825		
TOTAL EXPENDITURES	168,508,219	174,433,040	177,865,040	3,432,000	1.97%
II. BUDGET TO BE FUNDED AS FOLLOWS:					
Cash Balance-Unencumbered					
General Fund Appropriation (Enter General Fund Lapse Below)	57,262,995	57,278,938	59,010,938	1,732,000	3.02%
State Support Special Funds	10,171,645	11,104,051	12,804,051	1,700,000	15.31%
Federal Funds _____ Other Special Funds (Specify) _____					
Tuition	95,734,791	99,259,951	99,259,951		
Other	5,338,788	6,790,100	6,790,100		
Less: Estimated Cash Available Next Fiscal Period					
TOTAL FUNDS (equals Total Expenditures above)	168,508,219	174,433,040	177,865,040	3,432,000	1.97%
GENERAL FUND LAPSE					
III: PERSONNEL DATA					
Number of Positions Authorized in Appropriation Bill	a.) Perm Full	1,871	1,852	1,852	
	b.) Perm Part				
	c.) T-L Full				
	d.) T-L Part				
Average Annual Vacancy Rate (Percentage)	a.) Perm Full				
	b.) Perm Part				
	c.) T-L Full				
	d.) T-L Part				

Approved by: Dr. Rodney D. Bennett

Submitted by: Lynn Smith

Date: 7/25/2018 11:43 AM

Budget Officer: Lynn Smith / Lynn.Smith@usm.edu

Phone Number: 601.266.4632

Title: Director of Fiscal Planning

Official of Board or Commission

REQUEST BY FUNDING SOURCE

Name of Agency : University of Southern Mississippi

Specify Funding Sources As Shown Below	FY 2018 Actual Amount	% of Line Item	% of Total Budget	FY 2019 Estimated Amount	% of Line Item	% of Total Budget	FY 2020 Requested Amount	% of Line Item	% of Total Budget
1. General _____ State Support Special (Specify) _____	40,247,617	33.84%		40,899,715	32.73%		42,631,715	33.65%	
2. Budget Contingency Fund									
3. Education Enhancement Fund	6,786,939	5.71%		7,965,703	6.38%		7,965,703	6.29%	
4. Health Care Expendable Fund									
5. Tobacco Control Fund									
6. Capital Expense Fund									
7. Working Cash Stabilization Reserve Fund									
8. Federal _____ Other Special (Specify) _____									
9. Tuition	68,147,266	57.29%		71,206,017	56.99%		71,206,017	56.21%	
10. Other	3,768,667	3.17%		4,871,008	3.90%		4,871,008	3.85%	
11.									
12.									
Total Salaries	118,950,489		70.59%	124,942,443		71.63%	126,674,443		71.22%
1. General _____ State Support Special (Specify) _____	282,891	33.84%		365,619	32.71%		365,619	32.71%	
2. Budget Contingency Fund									
3. Education Enhancement Fund	47,704	5.71%		71,302	6.38%		71,302	6.38%	
4. Health Care Expendable Fund									
5. Tobacco Control Fund									
6. Capital Expense Fund									
7. Working Cash Stabilization Reserve Fund									
8. Federal _____ Other Special (Specify) _____									
9. Tuition	478,991	57.29%		637,371	57.02%		637,371	57.02%	
10. Other	26,489	3.17%		43,601	3.90%		43,601	3.90%	
11.									
12.									
Total Travel	836,075		0.50%	1,117,893		0.64%	1,117,893		0.63%
1. General _____ State Support Special (Specify) _____	12,601,153	33.84%		12,797,776	32.94%		12,797,776	31.80%	
2. Budget Contingency Fund									
3. Education Enhancement Fund	2,124,927	5.71%		2,468,942	6.36%		2,468,942	6.13%	
4. Health Care Expendable Fund									
5. Tobacco Control Fund									
6. Capital Expense Fund							1,400,000	3.48%	
7. Working Cash Stabilization Reserve Fund									
8. Federal _____ Other Special (Specify) _____									
9. Tuition	21,336,273	57.29%		22,070,060	56.81%		22,070,060	54.84%	
10. Other	1,179,935	3.17%		1,509,752	3.89%		1,509,752	3.75%	
11.									
12.									
Total Contractual	37,242,288		22.10%	38,846,530		22.27%	40,246,530		22.63%
1. General _____ State Support Special (Specify) _____	1,126,602	33.84%		1,319,100	35.39%		1,319,100	34.47%	
2. Budget Contingency Fund									
3. Education Enhancement Fund	189,978	5.71%		228,211	6.12%		228,211	5.96%	
4. Health Care Expendable Fund									
5. Tobacco Control Fund									
6. Capital Expense Fund							100,000	2.61%	
7. Working Cash Stabilization Reserve Fund									
8. Federal _____ Other Special (Specify) _____									
9. Tuition	1,907,563	57.29%		2,039,992	54.74%		2,039,992	53.31%	
10. Other	105,492	3.17%		139,550	3.74%		139,550	3.65%	
11.									
12.									
Total Commodities	3,329,635		1.98%	3,726,853		2.14%	3,826,853		2.15%

REQUEST BY FUNDING SOURCE

Name of Agency : University of Southern Mississippi

Specify Funding Sources As Shown Below	FY 2018 Actual Amount	% of Line Item	% of Total Budget	FY 2019 Estimated Amount	% of Line Item	% of Total Budget	FY 2020 Requested Amount	% of Line Item	% of Total Budget
1. General _____ State Support Special (Specify) _____	29,599	33.84%		49,605	32.71%		49,605	32.71%	
2. Budget Contingency Fund									
3. Education Enhancement Fund	4,991	5.71%		9,674	6.38%		9,674	6.38%	
4. Health Care Expendable Fund									
5. Tobacco Control Fund									
6. Capital Expense Fund									
7. Working Cash Stabilization Reserve Fund									
8. Federal _____ Other Special (Specify) _____									
9. Tuition	50,117	57.29%		86,474	57.01%		86,474	57.01%	
10. Other	2,772	3.17%		5,916	3.90%		5,916	3.90%	
11.									
12.									
Total Capital Other Than Equipment	87,479		0.05%	151,669		0.09%	151,669		0.09%
1. General _____ State Support Special (Specify) _____	194,613	35.18%		254,396	32.71%		254,396	26.02%	
2. Budget Contingency Fund									
3. Education Enhancement Fund	32,817	5.93%		49,612	6.38%		49,612	5.07%	
4. Health Care Expendable Fund									
5. Tobacco Control Fund									
6. Capital Expense Fund							200,000	20.45%	
7. Working Cash Stabilization Reserve Fund									
8. Federal _____ Other Special (Specify) _____									
9. Tuition	307,541	55.59%		443,482	57.02%		443,482	45.35%	
10. Other	18,223	3.29%		30,337	3.90%		30,337	3.10%	
11.									
12.									
Total Capital Equipment	553,194		0.33%	777,827		0.45%	977,827		0.55%
1. General _____ State Support Special (Specify) _____									
2. Budget Contingency Fund									
3. Education Enhancement Fund									
4. Health Care Expendable Fund									
5. Tobacco Control Fund									
6. Capital Expense Fund									
7. Working Cash Stabilization Reserve Fund									
8. Federal _____ Other Special (Specify) _____									
9. Tuition									
10. Other									
11.									
12.									
Total Vehicles									
1. General _____ State Support Special (Specify) _____									
2. Budget Contingency Fund									
3. Education Enhancement Fund									
4. Health Care Expendable Fund									
5. Tobacco Control Fund									
6. Capital Expense Fund									
7. Working Cash Stabilization Reserve Fund									
8. Federal _____ Other Special (Specify) _____									
9. Tuition									
10. Other									
11.									
12.									
Total Wireless Communication Devs.									

REQUEST BY FUNDING SOURCE

Name of Agency : University of Southern Mississippi

Specify Funding Sources As Shown Below	FY 2018 Actual Amount	% of Line Item	% of Total Budget	FY 2019 Estimated Amount	% of Line Item	% of Total Budget	FY 2020 Requested Amount	% of Line Item	% of Total Budget
1. General _____ State Support Special (Specify) _____	2,780,520	37.03%		1,592,727	32.71%		1,592,727	32.71%	
2. Budget Contingency Fund									
3. Education Enhancement Fund	984,289	13.11%		310,607	6.38%		310,607	6.38%	
4. Health Care Expendable Fund									
5. Tobacco Control Fund									
6. Capital Expense Fund									
7. Working Cash Stabilization Reserve Fund									
8. Federal _____ Other Special (Specify) _____									
9. Tuition	3,507,040	46.70%		2,776,555	57.02%		2,776,555	57.02%	
10. Other	237,210	3.16%		189,936	3.90%		189,936	3.90%	
11.									
12.									
Total Subsidies	7,509,059		4.46%	4,869,825		2.79%	4,869,825		2.74%
1. General _____ State Support Special (Specify) _____	57,262,995	33.98%		57,278,938	32.84%		59,010,938	33.18%	
2. Budget Contingency Fund									
3. Education Enhancement Fund	10,171,645	6.04%		11,104,051	6.37%		11,104,051	6.24%	
4. Health Care Expendable Fund									
5. Tobacco Control Fund									
6. Capital Expense Fund							1,700,000	0.96%	
7. Working Cash Stabilization Reserve Fund									
8. Federal _____ Other Special (Specify) _____									
9. Tuition	95,734,791	56.81%		99,259,951	56.90%		99,259,951	55.81%	
10. Other	5,338,788	3.17%		6,790,100	3.89%		6,790,100	3.82%	
11.									
12.									
TOTAL	168,508,219		100.00%	174,433,040		100.00%	177,865,040		100.00%

SPECIAL FUNDS DETAIL

University of Southern Mississippi (268-00)

Name of Agency

S. STATE SUPPORT SPECIAL FUNDS		(1) Actual Revenues FY 2018	(2) Estimated Revenues FY 2019	(3) Requested Revenues FY 2020
Source (Fund Number)	Detailed Description of Source			
Budget Contingency Fund	BCR - Budget Contingency Fund			
Education Enhancement Fund	EEF - Education Enhancement Fund	10,171,645	11,104,051	11,104,051
Health Care Expendable Fund	HCEF - Health Care Expendable Fund			
Tobacco Control Fund	TCF - Tobacco Control Fund			
Capital Expense Fund	CEF - Capital Expense Fund			1,700,000
Working Cash Stabilization Reserve Fund	WCSSF - Working Cash Stabilization Reserve Fund			
State Support Special Fund TOTAL		10,171,645	11,104,051	12,804,051
STATE SUPPORT SPECIAL FUND LAPSE				

A. FEDERAL FUNDS *		Percentage Match Requirement FY 2019 FY 2020	(1) Actual Revenues FY 2018	(2) Estimated Revenues FY 2019	(3) Requested Revenues FY 2020
Source (Fund Number)	Detailed Description of Source				
	Cash Balance-Unencumbered				
Federal Fund TOTAL					

B. OTHER SPECIAL FUNDS (NON-FED'L)		(1) Actual Revenues FY 2018	(2) Estimated Revenues FY 2019	(3) Requested Revenues FY 2020
Source (Fund Number)	Detailed Description of Source			
	Cash Balance-Unencumbered			
Tuition ()		95,734,791	99,259,951	99,259,951
Other ()		5,338,788	6,790,100	6,790,100
Other Special Fund TOTAL		101,073,579	106,050,051	106,050,051

SECTIONS S + A + B TOTAL	111,245,224	117,154,102	118,854,102
---------------------------------	--------------------	--------------------	--------------------

C. TREASURY FUND/BANK ACCOUNTS *	Fund/Account Number	Name of Bank (If Applicable)	(1) Reconciled Balance as of 6/30/18	(2) Balance as of 6/30/19	(3) Balance as of 6/30/20
Name of Fund/Account					
Cash On Hand	1	Cash On Hand	26,011	26,011	26,011
Bancorp South	2	Bancorp South	7,572,897	7,572,897	7,572,897
Hancock Bank	3	Hancock Bank	44,276,177	44,276,177	44,276,177
Raymond James	4	Raymond James	15,730,939	15,730,939	15,730,939
Regions	5	Regions	10,178,888	10,178,888	10,178,888
Trustmark	6	Trustmark	19,038,714	19,038,714	19,038,714
US Bank	7	US Bank	3,657	3,657	3,657
Lloyds Bank	8	Lloyds Bank	19,757	19,757	19,757
Community Bank	9	Community Bank	527,184	527,184	527,184
Regions Bonds	10	Regions Bonds	1,489	1,489	1,489

* Any non-federal funds that have restricted uses must be identified and narrative of restrictions attached.

**NARRATIVE OF SPECIAL FUNDS DETAIL AND TREASURY
FUND/BANK ACCOUNTS**

University of Southern Mississippi (268-00)

Name of Agency

STATE SUPPORT SPECIAL FUNDS

State Support Special Funds include the following:

1. Educational Enhancement Funds (EEF) - These funds are appropriated to K-12 and higher education based on \$.01 cent of every \$1.00 of sales tax revenue.
2. Capital Expense Funds - These funds are allocated to help universities maintain state facilities in a cost effective manner.

FEDERAL FUNDS

NA

OTHER SPECIAL FUNDS

Other Special funds are generated from non-federal sources. Tuition and fees charged to resident and nonresident students who attend the University represent a self-generated source of special funding as well as facilities and administrative cost recovery.

TREASURY FUND / BANK

Bank account information includes cash and investments.

CONTINUATION AND EXPANDED TOTAL REQUEST

University of Southern Mississippi (268-00)

SUMMARY OF ALL PROGRAMS

Name of Agency	Program				
	FY 2018 Actual				
	(1) General	(2) State Support Special	(3) Federal	(4) Other Special	(5) Total
Salaries,Wages & Fringe	40,247,617	6,786,939		71,915,933	118,950,489
Travel	282,891	47,704		505,480	836,075
Contractual Services	12,601,153	2,124,927		22,516,208	37,242,288
Commodities	1,126,602	189,978		2,013,055	3,329,635
Other Than Equipment	29,599	4,991		52,889	87,479
Equipment	194,613	32,817		325,764	553,194
Vehicles					
Wireless Communication Devices					
Subsidies, Loans & Grants	2,780,520	984,289		3,744,250	7,509,059
Total	57,262,995	10,171,645		101,073,579	168,508,219
No. of Positions (FTE)	632.00	108.00		1,131.00	1,871.00

	FY 2019 Estimated				
	(6) General	(7) State Support Special	(8) Federal	(9) Other Special	(10) Total
Salaries,Wages & Fringe	40,899,715	7,965,703		76,077,025	124,942,443
Travel	365,619	71,302		680,972	1,117,893
Contractual Services	12,797,776	2,468,942		23,579,812	38,846,530
Commodities	1,319,100	228,211		2,179,542	3,726,853
Other Than Equipment	49,605	9,674		92,390	151,669
Equipment	254,396	49,612		473,819	777,827
Vehicles					
Wireless Communication Devices					
Subsidies, Loans & Grants	1,592,727	310,607		2,966,491	4,869,825
Total	57,278,938	11,104,051		106,050,051	174,433,040
No. of Positions (FTE)	607.00	118.00		1,127.00	1,852.00

	FY 2020 Increase/Decrease for Continuation				
	(11) General	(12) State Support Special	(13) Federal	(14) Other Special	(15) Total
Salaries,Wages & Fringe	1,732,000				1,732,000
Travel					
Contractual Services		1,400,000			1,400,000
Commodities		100,000			100,000
Other Than Equipment					
Equipment		200,000			200,000
Vehicles					
Wireless Communication Devices					
Subsidies, Loans & Grants					
Total	1,732,000	1,700,000			3,432,000
No. of Positions (FTE)					

Note: FY2020 Total Request = FY2019 Estimated + FY2020 Incr(Decr) for Continuation + FY2020 Expansion/Reduction of Existing Activities + FY2020 New Activities.

CONTINUATION AND EXPANDED TOTAL REQUEST

University of Southern Mississippi (268-00)

SUMMARY OF ALL PROGRAMS

Name of Agency	FY 2020 Expansion/Reduction of Existing Activities				
	(16) General	(17) State Support Special	(18) Federal	(19) Other Special	(20) Total
Salaries,Wages & Fringe					
Travel					
Contractual Services					
Commodities					
Other Than Equipment					
Equipment					
Vehicles					
Wireless Communication Devices					
Subsidies, Loans & Grants					
Total					
No. of Positions (FTE)					

	FY 2020 New Activities (*)				
	(21) General	(22) State Support Special	(23) Federal	(24) Other Special	(25) Total
Salaries,Wages & Fringe					
Travel					
Contractual Services					
Commodities					
Other Than Equipment					
Equipment					
Vehicles					
Wireless Communication Devices					
Subsidies, Loans & Grants					
Total					
No. of Positions (FTE)					

	FY 2020 Total Request				
	(26) General	(27) State Support Special	(28) Federal	(29) Other Special	(30) Total
Salaries,Wages & Fringe	42,631,715	7,965,703		76,077,025	126,674,443
Travel	365,619	71,302		680,972	1,117,893
Contractual Services	12,797,776	3,868,942		23,579,812	40,246,530
Commodities	1,319,100	328,211		2,179,542	3,826,853
Other Than Equipment	49,605	9,674		92,390	151,669
Equipment	254,396	249,612		473,819	977,827
Vehicles					
Wireless Communication Devices					
Subsidies, Loans & Grants	1,592,727	310,607		2,966,491	4,869,825
Total	59,010,938	12,804,051		106,050,051	177,865,040
No. of Positions (FTE)	607.00	118.00		1,127.00	1,852.00

Note: FY2020 Total Request = FY2019 Estimated + FY2020 Incr(Decr) for Continuation + FY2020 Expansion/Reduction of Existing Activities + FY2020 New Activities.

**SUMMARY OF PROGRAMS
FORM MBR-1-03sum**

University of Southern Mississippi (268-00)

Name of Agency

FUNDING REQUESTED FISCAL YEAR 2020

	PROGRAM	GENERAL	ST. SUPP. SPECIAL	FEDERAL	OTHER SPECIAL	TOTAL
1.	Instruction	26,241,764	4,948,700		47,262,931	78,453,395
2.	Research	2,225,930	427,339		4,081,327	6,734,596
3.	Public Service	474,792	22,910		218,789	716,491
4.	Academic Support	6,637,401	1,264,006		12,071,975	19,973,382
5.	Student Services	3,685,582	684,974		6,541,891	10,912,447
6.	Institutional Support	7,145,622	1,349,604		12,889,525	21,384,751
7.	Operation & Maintenance	6,045,363	2,828,283		10,775,740	19,649,386
8.	Scholarship & Fellowships	6,554,484	1,278,235		12,207,873	20,040,592
9.	Mandatory Transfers					
10.	Non-Mandatory Transfers					
	Summary of All Programs	59,010,938	12,804,051		106,050,051	177,865,040

CONTINUATION AND EXPANDED REQUEST

University of Southern Mississippi (268-00)

Instruction

Name of Agency	FY 2018 Actual				
	(1)	(2)	(3)	(4)	(5)
	General	State Support Special	Federal	Other Special	Total
Salaries,Wages & Fringe	23,359,812	3,939,156		41,740,177	69,039,145
Travel	123,238	20,782		220,206	364,226
Contractual Services	567,372	95,676		1,013,800	1,676,848
Commodities	300,042	50,596		536,125	886,763
Other Than Equipment					
Equipment	1,892	319		3,380	5,591
Vehicles					
Wireless Communication Devices					
Subsidies, Loans & Grants	50,339	8,489		89,948	148,776
Total	24,402,695	4,115,018		43,603,636	72,121,349
No. of Positions (FTE)	333.00	57.00		598.00	988.00

Name of Agency	FY 2019 Estimated				
	(6)	(7)	(8)	(9)	(10)
	General	State Support Special	Federal	Other Special	Total
Salaries,Wages & Fringe	23,797,143	4,640,843		44,322,713	72,760,699
Travel	171,688	33,482		319,774	524,944
Contractual Services	531,266	103,606		989,495	1,624,367
Commodities	287,623	56,091		535,705	879,419
Other Than Equipment					
Equipment	54,141	10,558		100,839	165,538
Vehicles					
Wireless Communication Devices					
Subsidies, Loans & Grants	533,903	104,120		994,405	1,632,428
Total	25,375,764	4,948,700		47,262,931	77,587,395
No. of Positions (FTE)	333.00	65.00		621.00	1,019.00

Name of Agency	FY 2020 Increase/Decrease for Continuation				
	(11)	(12)	(13)	(14)	(15)
	General	State Support Special	Federal	Other Special	Total
Salaries,Wages & Fringe	866,000				866,000
Travel					
Contractual Services					
Commodities					
Other Than Equipment					
Equipment					
Vehicles					
Wireless Communication Devices					
Subsidies, Loans & Grants					
Total	866,000				866,000
No. of Positions (FTE)					

Note: FY2020 Total Request = FY2019 Estimated + FY2020 Incr(Decr) for Continuation + FY2020 Expansion/Reduction of Existing Activities + FY2020 New Activities.

CONTINUATION AND EXPANDED REQUEST

University of Southern Mississippi (268-00)

Instruction

Name of Agency

Program

	FY 2020 Expansion/Reduction of Existing Activities				
	(16) General	(17) State Support Special	(18) Federal	(19) Other Special	(20) Total
Salaries,Wages & Fringe					
Travel					
Contractual Services					
Commodities					
Other Than Equipment					
Equipment					
Vehicles					
Wireless Communication Devices					
Subsidies, Loans & Grants					
Total					
No. of Positions (FTE)					

	FY 2020 New Activities (*)				
	(21) General	(22) State Support Special	(23) Federal	(24) Other Special	(25) Total
Salaries,Wages & Fringe					
Travel					
Contractual Services					
Commodities					
Other Than Equipment					
Equipment					
Vehicles					
Wireless Communication Devices					
Subsidies, Loans & Grants					
Total					
No. of Positions (FTE)					

	FY 2020 Total Request				
	(26) General	(27) State Support Special	(28) Federal	(29) Other Special	(30) Total
Salaries,Wages & Fringe	24,663,143	4,640,843		44,322,713	73,626,699
Travel	171,688	33,482		319,774	524,944
Contractual Services	531,266	103,606		989,495	1,624,367
Commodities	287,623	56,091		535,705	879,419
Other Than Equipment					
Equipment	54,141	10,558		100,839	165,538
Vehicles					
Wireless Communication Devices					
Subsidies, Loans & Grants	533,903	104,120		994,405	1,632,428
Total	26,241,764	4,948,700		47,262,931	78,453,395
No. of Positions (FTE)	333.00	65.00		621.00	1,019.00

Note: FY2020 Total Request = FY2019 Estimated + FY2020 Incr(Decr) for Continuation + FY2020 Expansion/Reduction of Existing Activities + FY2020 New Activities.

CONTINUATION AND EXPANDED REQUEST

University of Southern Mississippi (268-00)

Research

Name of Agency	FY 2018 Actual				
	(1) General	(2) State Support Special	(3) Federal	(4) Other Special	(5) Total
Salaries,Wages & Fringe	2,318,932	391,041		4,143,554	6,853,527
Travel	4,094	690		7,317	12,101
Contractual Services	29,634	4,997		52,951	87,582
Commodities	6,128	1,033		10,949	18,110
Other Than Equipment					
Equipment					
Vehicles					
Wireless Communication Devices					
Subsidies, Loans & Grants					
Total	2,358,788	397,761		4,214,771	6,971,320
No. of Positions (FTE)	41.00	7.00		72.00	120.00

	FY 2019 Estimated				
	(6) General	(7) State Support Special	(8) Federal	(9) Other Special	(10) Total
Salaries,Wages & Fringe	2,149,569	419,202		4,003,622	6,572,393
Travel	5,691	1,110		10,599	17,400
Contractual Services	23,834	4,648		44,390	72,872
Commodities	12,196	2,379		22,716	37,291
Other Than Equipment					
Equipment					
Vehicles					
Wireless Communication Devices					
Subsidies, Loans & Grants					
Total	2,191,290	427,339		4,081,327	6,699,956
No. of Positions (FTE)	34.00	6.00		62.00	102.00

	FY 2020 Increase/Decrease for Continuation				
	(11) General	(12) State Support Special	(13) Federal	(14) Other Special	(15) Total
Salaries,Wages & Fringe	34,640				34,640
Travel					
Contractual Services					
Commodities					
Other Than Equipment					
Equipment					
Vehicles					
Wireless Communication Devices					
Subsidies, Loans & Grants					
Total	34,640				34,640
No. of Positions (FTE)					

Note: FY2020 Total Request = FY2019 Estimated + FY2020 Incr(Decr) for Continuation + FY2020 Expansion/Reduction of Existing Activities + FY2020 New Activities.

CONTINUATION AND EXPANDED REQUEST

University of Southern Mississippi (268-00)

Research

Name of Agency

Program

	FY 2020 Expansion/Reduction of Existing Activities				
	(16) General	(17) State Support Special	(18) Federal	(19) Other Special	(20) Total
Salaries,Wages & Fringe					
Travel					
Contractual Services					
Commodities					
Other Than Equipment					
Equipment					
Vehicles					
Wireless Communication Devices					
Subsidies, Loans & Grants					
Total					
No. of Positions (FTE)					

	FY 2020 New Activities (*)				
	(21) General	(22) State Support Special	(23) Federal	(24) Other Special	(25) Total
Salaries,Wages & Fringe					
Travel					
Contractual Services					
Commodities					
Other Than Equipment					
Equipment					
Vehicles					
Wireless Communication Devices					
Subsidies, Loans & Grants					
Total					
No. of Positions (FTE)					

	FY 2020 Total Request				
	(26) General	(27) State Support Special	(28) Federal	(29) Other Special	(30) Total
Salaries,Wages & Fringe	2,184,209	419,202		4,003,622	6,607,033
Travel	5,691	1,110		10,599	17,400
Contractual Services	23,834	4,648		44,390	72,872
Commodities	12,196	2,379		22,716	37,291
Other Than Equipment					
Equipment					
Vehicles					
Wireless Communication Devices					
Subsidies, Loans & Grants					
Total	2,225,930	427,339		4,081,327	6,734,596
No. of Positions (FTE)	34.00	6.00		62.00	102.00

Note: FY2020 Total Request = FY2019 Estimated + FY2020 Incr(Decr) for Continuation + FY2020 Expansion/Reduction of Existing Activities + FY2020 New Activities.

CONTINUATION AND EXPANDED REQUEST

Program 3 of 10

University of Southern Mississippi (268-00)

Public Service

Name of Agency

Program

	FY 2018 Actual				
	(1) General	(2) State Support Special	(3) Federal	(4) Other Special	(5) Total
Salaries,Wages & Fringe	71,492	12,056		127,745	211,293
Travel	1,006	170		1,796	2,972
Contractual Services	420	71		749	1,240
Commodities	1,476	249		2,637	4,362
Other Than Equipment					
Equipment					
Vehicles					
Wireless Communication Devices					
Subsidies, Loans & Grants	118,837	20,039		212,342	351,218
Total	193,231	32,585		345,269	571,085
No. of Positions (FTE)	1.00			3.00	4.00

	FY 2019 Estimated				
	(6) General	(7) State Support Special	(8) Federal	(9) Other Special	(10) Total
Salaries,Wages & Fringe	125,460	14,037		134,057	273,554
Travel	1,472	287		2,741	4,500
Contractual Services	138,968	262		2,497	141,727
Commodities	150,689	351		3,350	154,390
Other Than Equipment					
Equipment					
Vehicles					
Wireless Communication Devices					
Subsidies, Loans & Grants	40,883	7,973		76,144	125,000
Total	457,472	22,910		218,789	699,171
No. of Positions (FTE)	3.00	1.00		3.00	7.00

	FY 2020 Increase/Decrease for Continuation				
	(11) General	(12) State Support Special	(13) Federal	(14) Other Special	(15) Total
Salaries,Wages & Fringe	17,320				17,320
Travel					
Contractual Services					
Commodities					
Other Than Equipment					
Equipment					
Vehicles					
Wireless Communication Devices					
Subsidies, Loans & Grants					
Total	17,320				17,320
No. of Positions (FTE)					

Note: FY2020 Total Request = FY2019 Estimated + FY2020 Incr(Decr) for Continuation + FY2020 Expansion/Reduction of Existing Activities + FY2020 New Activities.

CONTINUATION AND EXPANDED REQUEST

University of Southern Mississippi (268-00)

Public Service

Name of Agency

Program

	FY 2020 Expansion/Reduction of Existing Activities				
	(16) General	(17) State Support Special	(18) Federal	(19) Other Special	(20) Total
Salaries,Wages & Fringe					
Travel					
Contractual Services					
Commodities					
Other Than Equipment					
Equipment					
Vehicles					
Wireless Communication Devices					
Subsidies, Loans & Grants					
Total					
No. of Positions (FTE)					

	FY 2020 New Activities (*)				
	(21) General	(22) State Support Special	(23) Federal	(24) Other Special	(25) Total
Salaries,Wages & Fringe					
Travel					
Contractual Services					
Commodities					
Other Than Equipment					
Equipment					
Vehicles					
Wireless Communication Devices					
Subsidies, Loans & Grants					
Total					
No. of Positions (FTE)					

	FY 2020 Total Request				
	(26) General	(27) State Support Special	(28) Federal	(29) Other Special	(30) Total
Salaries,Wages & Fringe	142,780	14,037		134,057	290,874
Travel	1,472	287		2,741	4,500
Contractual Services	138,968	262		2,497	141,727
Commodities	150,689	351		3,350	154,390
Other Than Equipment					
Equipment					
Vehicles					
Wireless Communication Devices					
Subsidies, Loans & Grants	40,883	7,973		76,144	125,000
Total	474,792	22,910		218,789	716,491
No. of Positions (FTE)	3.00	1.00		3.00	7.00

Note: FY2020 Total Request = FY2019 Estimated + FY2020 Incr(Decr) for Continuation + FY2020 Expansion/Reduction of Existing Activities + FY2020 New Activities.

CONTINUATION AND EXPANDED REQUEST

Program 4 of 10
Academic Support

University of Southern Mississippi (268-00)

Name of Agency	FY 2018 Actual				
	(1)	(2)	(3)	(4)	(5)
	General	State Support Special	Federal	Other Special	Total
Salaries,Wages & Fringe	3,162,202	533,241		5,650,339	9,345,782
Travel	41,151	6,939		73,529	121,619
Contractual Services	889,817	150,050		1,589,958	2,629,825
Commodities	116,933	19,718		208,940	345,591
Other Than Equipment	29,599	4,991		52,889	87,479
Equipment	1,819	307		3,249	5,375
Vehicles					
Wireless Communication Devices					
Subsidies, Loans & Grants	1,877	317		3,354	5,548
Total	4,243,398	715,563		7,582,258	12,541,219
No. of Positions (FTE)	76.00	13.00		135.00	224.00

Name of Agency	FY 2019 Estimated				
	(6)	(7)	(8)	(9)	(10)
	General	State Support Special	Federal	Other Special	Total
Salaries,Wages & Fringe	4,549,244	887,179		8,473,070	13,909,493
Travel	72,586	14,155		135,193	221,934
Contractual Services	1,301,362	253,787		2,423,816	3,978,965
Commodities	297,716	58,060		554,501	910,277
Other Than Equipment	49,605	9,674		92,390	151,669
Equipment	127,648	24,894		237,747	390,289
Vehicles					
Wireless Communication Devices					
Subsidies, Loans & Grants	83,360	16,257		155,258	254,875
Total	6,481,521	1,264,006		12,071,975	19,817,502
No. of Positions (FTE)	77.00	15.00		144.00	236.00

Name of Agency	FY 2020 Increase/Decrease for Continuation				
	(11)	(12)	(13)	(14)	(15)
	General	State Support Special	Federal	Other Special	Total
Salaries,Wages & Fringe	155,880				155,880
Travel					
Contractual Services					
Commodities					
Other Than Equipment					
Equipment					
Vehicles					
Wireless Communication Devices					
Subsidies, Loans & Grants					
Total	155,880				155,880
No. of Positions (FTE)					

Note: FY2020 Total Request = FY2019 Estimated + FY2020 Incr(Decr) for Continuation + FY2020 Expansion/Reduction of Existing Activities + FY2020 New Activities.

CONTINUATION AND EXPANDED REQUEST

Program 4 of 10
Academic Support

University of Southern Mississippi (268-00)

Name of Agency	FY 2020 Expansion/Reduction of Existing Activities				
	(16) General	(17) State Support Special	(18) Federal	(19) Other Special	(20) Total
Salaries,Wages & Fringe					
Travel					
Contractual Services					
Commodities					
Other Than Equipment					
Equipment					
Vehicles					
Wireless Communication Devices					
Subsidies, Loans & Grants					
Total					
No. of Positions (FTE)					

	FY 2020 New Activities (*)				
	(21) General	(22) State Support Special	(23) Federal	(24) Other Special	(25) Total
Salaries,Wages & Fringe					
Travel					
Contractual Services					
Commodities					
Other Than Equipment					
Equipment					
Vehicles					
Wireless Communication Devices					
Subsidies, Loans & Grants					
Total					
No. of Positions (FTE)					

	FY 2020 Total Request				
	(26) General	(27) State Support Special	(28) Federal	(29) Other Special	(30) Total
Salaries,Wages & Fringe	4,705,124	887,179		8,473,070	14,065,373
Travel	72,586	14,155		135,193	221,934
Contractual Services	1,301,362	253,787		2,423,816	3,978,965
Commodities	297,716	58,060		554,501	910,277
Other Than Equipment	49,605	9,674		92,390	151,669
Equipment	127,648	24,894		237,747	390,289
Vehicles					
Wireless Communication Devices					
Subsidies, Loans & Grants	83,360	16,257		155,258	254,875
Total	6,637,401	1,264,006		12,071,975	19,973,382
No. of Positions (FTE)	77.00	15.00		144.00	236.00

Note: FY2020 Total Request = FY2019 Estimated + FY2020 Incr(Decr) for Continuation + FY2020 Expansion/Reduction of Existing Activities + FY2020 New Activities.

CONTINUATION AND EXPANDED REQUEST

University of Southern Mississippi (268-00)

Student Services

Name of Agency	FY 2018 Actual				
	(1)	(2)	(3)	(4)	(5)
	General	State Support Special	Federal	Other Special	Total
Salaries,Wages & Fringe	2,034,119	343,013		3,634,639	6,011,771
Travel	51,801	8,735		92,560	153,096
Contractual Services	400,061	67,462		714,843	1,182,366
Commodities	177,232	29,887		316,684	523,803
Other Than Equipment					
Equipment					
Vehicles					
Wireless Communication Devices					
Subsidies, Loans & Grants	532,883	89,860		952,174	1,574,917
Total	3,196,096	538,957		5,710,900	9,445,953
No. of Positions (FTE)	37.00	7.00		66.00	110.00

Name of Agency	FY 2019 Estimated				
	(6)	(7)	(8)	(9)	(10)
	General	State Support Special	Federal	Other Special	Total
Salaries,Wages & Fringe	2,164,545	422,123		4,031,514	6,618,182
Travel	40,544	7,907		75,515	123,966
Contractual Services	462,613	90,217		861,627	1,414,457
Commodities	140,519	27,404		261,719	429,642
Other Than Equipment					
Equipment					
Vehicles					
Wireless Communication Devices					
Subsidies, Loans & Grants	704,161	137,323		1,311,516	2,153,000
Total	3,512,382	684,974		6,541,891	10,739,247
No. of Positions (FTE)	38.00	7.00		71.00	116.00

Name of Agency	FY 2020 Increase/Decrease for Continuation				
	(11)	(12)	(13)	(14)	(15)
	General	State Support Special	Federal	Other Special	Total
Salaries,Wages & Fringe	173,200				173,200
Travel					
Contractual Services					
Commodities					
Other Than Equipment					
Equipment					
Vehicles					
Wireless Communication Devices					
Subsidies, Loans & Grants					
Total	173,200				173,200
No. of Positions (FTE)					

Note: FY2020 Total Request = FY2019 Estimated + FY2020 Incr(Decr) for Continuation + FY2020 Expansion/Reduction of Existing Activities + FY2020 New Activities.

CONTINUATION AND EXPANDED REQUEST

University of Southern Mississippi (268-00)

Student Services

Name of Agency

Program

	FY 2020 Expansion/Reduction of Existing Activities				
	(16) General	(17) State Support Special	(18) Federal	(19) Other Special	(20) Total
Salaries,Wages & Fringe					
Travel					
Contractual Services					
Commodities					
Other Than Equipment					
Equipment					
Vehicles					
Wireless Communication Devices					
Subsidies, Loans & Grants					
Total					
No. of Positions (FTE)					

	FY 2020 New Activities (*)				
	(21) General	(22) State Support Special	(23) Federal	(24) Other Special	(25) Total
Salaries,Wages & Fringe					
Travel					
Contractual Services					
Commodities					
Other Than Equipment					
Equipment					
Vehicles					
Wireless Communication Devices					
Subsidies, Loans & Grants					
Total					
No. of Positions (FTE)					

	FY 2020 Total Request				
	(26) General	(27) State Support Special	(28) Federal	(29) Other Special	(30) Total
Salaries,Wages & Fringe	2,337,745	422,123		4,031,514	6,791,382
Travel	40,544	7,907		75,515	123,966
Contractual Services	462,613	90,217		861,627	1,414,457
Commodities	140,519	27,404		261,719	429,642
Other Than Equipment					
Equipment					
Vehicles					
Wireless Communication Devices					
Subsidies, Loans & Grants	704,161	137,323		1,311,516	2,153,000
Total	3,685,582	684,974		6,541,891	10,912,447
No. of Positions (FTE)	38.00	7.00		71.00	116.00

Note: FY2020 Total Request = FY2019 Estimated + FY2020 Incr(Decr) for Continuation + FY2020 Expansion/Reduction of Existing Activities + FY2020 New Activities.

CONTINUATION AND EXPANDED REQUEST

University of Southern Mississippi (268-00)

Institutional Support

Name of Agency	FY 2018 Actual				
	(1)	(2)	(3)	(4)	(5)
	General	State Support Special	Federal	Other Special	Total
Salaries,Wages & Fringe	6,497,162	1,095,612		11,609,370	19,202,144
Travel	57,192	9,644		102,193	169,029
Contractual Services	1,702,296	287,057		3,041,731	5,031,084
Commodities	160,853	27,124		287,423	475,400
Other Than Equipment					
Equipment	159,352	26,871		262,759	448,982
Vehicles					
Wireless Communication Devices					
Subsidies, Loans & Grants	1,998,526	852,421		2,346,956	5,197,903
Total	10,575,381	2,298,729		17,650,432	30,524,542
No. of Positions (FTE)	82.00	14.00		147.00	243.00

	FY 2019 Estimated				
	(6)	(7)	(8)	(9)	(10)
	General	State Support Special	Federal	Other Special	Total
Salaries,Wages & Fringe	5,402,405	1,053,560		10,062,101	16,518,066
Travel	68,732	13,404		128,013	210,149
Contractual Services	1,340,218	261,365		2,496,188	4,097,771
Commodities	115,549	22,533		215,214	353,296
Other Than Equipment					
Equipment	4,905	957		9,138	15,000
Vehicles					
Wireless Communication Devices					
Subsidies, Loans & Grants	(11,347)	(2,215)		(21,129)	(34,691)
Total	6,920,462	1,349,604		12,889,525	21,159,591
No. of Positions (FTE)	65.00	13.00		121.00	199.00

	FY 2020 Increase/Decrease for Continuation				
	(11)	(12)	(13)	(14)	(15)
	General	State Support Special	Federal	Other Special	Total
Salaries,Wages & Fringe	225,160				225,160
Travel					
Contractual Services					
Commodities					
Other Than Equipment					
Equipment					
Vehicles					
Wireless Communication Devices					
Subsidies, Loans & Grants					
Total	225,160				225,160
No. of Positions (FTE)					

Note: FY2020 Total Request = FY2019 Estimated + FY2020 Incr(Decr) for Continuation + FY2020 Expansion/Reduction of Existing Activities + FY2020 New Activities.

CONTINUATION AND EXPANDED REQUEST

University of Southern Mississippi (268-00)

Institutional Support

Name of Agency	FY 2020 Expansion/Reduction of Existing Activities				
	(16) General	(17) State Support Special	(18) Federal	(19) Other Special	(20) Total
Salaries,Wages & Fringe					
Travel					
Contractual Services					
Commodities					
Other Than Equipment					
Equipment					
Vehicles					
Wireless Communication Devices					
Subsidies, Loans & Grants					
Total					
No. of Positions (FTE)					

	FY 2020 New Activities (*)				
	(21) General	(22) State Support Special	(23) Federal	(24) Other Special	(25) Total
Salaries,Wages & Fringe					
Travel					
Contractual Services					
Commodities					
Other Than Equipment					
Equipment					
Vehicles					
Wireless Communication Devices					
Subsidies, Loans & Grants					
Total					
No. of Positions (FTE)					

	FY 2020 Total Request				
	(26) General	(27) State Support Special	(28) Federal	(29) Other Special	(30) Total
Salaries,Wages & Fringe	5,627,565	1,053,560		10,062,101	16,743,226
Travel	68,732	13,404		128,013	210,149
Contractual Services	1,340,218	261,365		2,496,188	4,097,771
Commodities	115,549	22,533		215,214	353,296
Other Than Equipment					
Equipment	4,905	957		9,138	15,000
Vehicles					
Wireless Communication Devices					
Subsidies, Loans & Grants	(11,347)	(2,215)		(21,129)	(34,691)
Total	7,145,622	1,349,604		12,889,525	21,384,751
No. of Positions (FTE)	65.00	13.00		121.00	199.00

Note: FY2020 Total Request = FY2019 Estimated + FY2020 Incr(Decr) for Continuation + FY2020 Expansion/Reduction of Existing Activities + FY2020 New Activities.

CONTINUATION AND EXPANDED REQUEST

University of Southern Mississippi (268-00)

Operation & Maintenance

Name of Agency	FY 2018 Actual				
	(1)	(2)	(3)	(4)	(5)
	General	State Support Special	Federal	Other Special	Total
Salaries,Wages & Fringe	2,803,898	472,820		5,010,109	8,286,827
Travel	4,409	744		7,879	13,032
Contractual Services	2,360,138	397,989		4,217,182	6,975,309
Commodities	363,938	61,371		650,297	1,075,606
Other Than Equipment					
Equipment	31,550	5,320		56,376	93,246
Vehicles					
Wireless Communication Devices					
Subsidies, Loans & Grants	78,058	13,163		139,476	230,697
Total	5,641,991	951,407		10,081,319	16,674,717
No. of Positions (FTE)	62.00	10.00		110.00	182.00

Name of Agency	FY 2019 Estimated				
	(6)	(7)	(8)	(9)	(10)
	General	State Support Special	Federal	Other Special	Total
Salaries,Wages & Fringe	2,711,349	528,759		5,049,948	8,290,056
Travel	4,906	957		9,137	15,000
Contractual Services	2,445,031	476,822		4,553,926	7,475,779
Commodities	314,808	61,393		586,337	962,538
Other Than Equipment					
Equipment	67,702	13,203		126,095	207,000
Vehicles					
Wireless Communication Devices					
Subsidies, Loans & Grants	241,767	47,149		450,297	739,213
Total	5,785,563	1,128,283		10,775,740	17,689,586
No. of Positions (FTE)	57.00	11.00		105.00	173.00

Name of Agency	FY 2020 Increase/Decrease for Continuation				
	(11)	(12)	(13)	(14)	(15)
	General	State Support Special	Federal	Other Special	Total
Salaries,Wages & Fringe	259,800				259,800
Travel					
Contractual Services		1,400,000			1,400,000
Commodities		100,000			100,000
Other Than Equipment					
Equipment		200,000			200,000
Vehicles					
Wireless Communication Devices					
Subsidies, Loans & Grants					
Total	259,800	1,700,000			1,959,800
No. of Positions (FTE)					

Note: FY2020 Total Request = FY2019 Estimated + FY2020 Incr(Decr) for Continuation + FY2020 Expansion/Reduction of Existing Activities + FY2020 New Activities.

CONTINUATION AND EXPANDED REQUEST

University of Southern Mississippi (268-00)

Operation & Maintenance

Name of Agency

Program

	FY 2020 Expansion/Reduction of Existing Activities				
	(16) General	(17) State Support Special	(18) Federal	(19) Other Special	(20) Total
Salaries,Wages & Fringe					
Travel					
Contractual Services					
Commodities					
Other Than Equipment					
Equipment					
Vehicles					
Wireless Communication Devices					
Subsidies, Loans & Grants					
Total					
No. of Positions (FTE)					

	FY 2020 New Activities (*)				
	(21) General	(22) State Support Special	(23) Federal	(24) Other Special	(25) Total
Salaries,Wages & Fringe					
Travel					
Contractual Services					
Commodities					
Other Than Equipment					
Equipment					
Vehicles					
Wireless Communication Devices					
Subsidies, Loans & Grants					
Total					
No. of Positions (FTE)					

	FY 2020 Total Request				
	(26) General	(27) State Support Special	(28) Federal	(29) Other Special	(30) Total
Salaries,Wages & Fringe	2,971,149	528,759		5,049,948	8,549,856
Travel	4,906	957		9,137	15,000
Contractual Services	2,445,031	1,876,822		4,553,926	8,875,779
Commodities	314,808	161,393		586,337	1,062,538
Other Than Equipment					
Equipment	67,702	213,203		126,095	407,000
Vehicles					
Wireless Communication Devices					
Subsidies, Loans & Grants	241,767	47,149		450,297	739,213
Total	6,045,363	2,828,283		10,775,740	19,649,386
No. of Positions (FTE)	57.00	11.00		105.00	173.00

Note: FY2020 Total Request = FY2019 Estimated + FY2020 Incr(Decr) for Continuation + FY2020 Expansion/Reduction of Existing Activities + FY2020 New Activities.

CONTINUATION AND EXPANDED REQUEST

University of Southern Mississippi (268-00)

Scholarship & Fellowships

Name of Agency	FY 2018 Actual				
	(1) General	(2) State Support Special	(3) Federal	(4) Other Special	(5) Total
Salaries,Wages & Fringe					
Travel					
Contractual Services	6,651,415	1,121,625		11,884,994	19,658,034
Commodities					
Other Than Equipment					
Equipment					
Vehicles					
Wireless Communication Devices					
Subsidies, Loans & Grants					
Total	6,651,415	1,121,625		11,884,994	19,658,034
No. of Positions (FTE)					

	FY 2019 Estimated				
	(6) General	(7) State Support Special	(8) Federal	(9) Other Special	(10) Total
Salaries,Wages & Fringe					
Travel					
Contractual Services	6,554,484	1,278,235		12,207,873	20,040,592
Commodities					
Other Than Equipment					
Equipment					
Vehicles					
Wireless Communication Devices					
Subsidies, Loans & Grants					
Total	6,554,484	1,278,235		12,207,873	20,040,592
No. of Positions (FTE)					

	FY 2020 Increase/Decrease for Continuation				
	(11) General	(12) State Support Special	(13) Federal	(14) Other Special	(15) Total
Salaries,Wages & Fringe					
Travel					
Contractual Services					
Commodities					
Other Than Equipment					
Equipment					
Vehicles					
Wireless Communication Devices					
Subsidies, Loans & Grants					
Total					
No. of Positions (FTE)					

Note: FY2020 Total Request = FY2019 Estimated + FY2020 Incr(Decr) for Continuation + FY2020 Expansion/Reduction of Existing Activities + FY2020 New Activities.

CONTINUATION AND EXPANDED REQUEST

University of Southern Mississippi (268-00)

Scholarship & Fellowships

Name of Agency

Program

	FY 2020 Expansion/Reduction of Existing Activities				
	(16) General	(17) State Support Special	(18) Federal	(19) Other Special	(20) Total
Salaries,Wages & Fringe					
Travel					
Contractual Services					
Commodities					
Other Than Equipment					
Equipment					
Vehicles					
Wireless Communication Devices					
Subsidies, Loans & Grants					
Total					
No. of Positions (FTE)					

	FY 2020 New Activities (*)				
	(21) General	(22) State Support Special	(23) Federal	(24) Other Special	(25) Total
Salaries,Wages & Fringe					
Travel					
Contractual Services					
Commodities					
Other Than Equipment					
Equipment					
Vehicles					
Wireless Communication Devices					
Subsidies, Loans & Grants					
Total					
No. of Positions (FTE)					

	FY 2020 Total Request				
	(26) General	(27) State Support Special	(28) Federal	(29) Other Special	(30) Total
Salaries,Wages & Fringe					
Travel					
Contractual Services	6,554,484	1,278,235		12,207,873	20,040,592
Commodities					
Other Than Equipment					
Equipment					
Vehicles					
Wireless Communication Devices					
Subsidies, Loans & Grants					
Total	6,554,484	1,278,235		12,207,873	20,040,592
No. of Positions (FTE)					

Note: FY2020 Total Request = FY2019 Estimated + FY2020 Incr(Decr) for Continuation + FY2020 Expansion/Reduction of Existing Activities + FY2020 New Activities.

CONTINUATION AND EXPANDED REQUEST

University of Southern Mississippi (268-00)

Name of Agency	FY 2018 Actual				
	(1) General	(2) State Support Special	(3) Federal	(4) Other Special	(5) Total
Salaries,Wages & Fringe					
Travel					
Contractual Services					
Commodities					
Other Than Equipment					
Equipment					
Vehicles					
Wireless Communication Devices					
Subsidies, Loans & Grants					
Total					
No. of Positions (FTE)					

	FY 2019 Estimated				
	(6) General	(7) State Support Special	(8) Federal	(9) Other Special	(10) Total
Salaries,Wages & Fringe					
Travel					
Contractual Services					
Commodities					
Other Than Equipment					
Equipment					
Vehicles					
Wireless Communication Devices					
Subsidies, Loans & Grants					
Total					
No. of Positions (FTE)					

	FY 2020 Increase/Decrease for Continuation				
	(11) General	(12) State Support Special	(13) Federal	(14) Other Special	(15) Total
Salaries,Wages & Fringe					
Travel					
Contractual Services					
Commodities					
Other Than Equipment					
Equipment					
Vehicles					
Wireless Communication Devices					
Subsidies, Loans & Grants					
Total					
No. of Positions (FTE)					

Note: FY2020 Total Request = FY2019 Estimated + FY2020 Incr(Decr) for Continuation + FY2020 Expansion/Reduction of Existing Activities + FY2020 New Activities.

CONTINUATION AND EXPANDED REQUEST

Program 9 of 10
Mandatory Transfers

University of Southern Mississippi (268-00)

Name of Agency	FY 2020 Expansion/Reduction of Existing Activities				
	(16) General	(17) State Support Special	(18) Federal	(19) Other Special	(20) Total
Salaries,Wages & Fringe					
Travel					
Contractual Services					
Commodities					
Other Than Equipment					
Equipment					
Vehicles					
Wireless Communication Devices					
Subsidies, Loans & Grants					
Total					
No. of Positions (FTE)					

	FY 2020 New Activities (*)				
	(21) General	(22) State Support Special	(23) Federal	(24) Other Special	(25) Total
Salaries,Wages & Fringe					
Travel					
Contractual Services					
Commodities					
Other Than Equipment					
Equipment					
Vehicles					
Wireless Communication Devices					
Subsidies, Loans & Grants					
Total					
No. of Positions (FTE)					

	FY 2020 Total Request				
	(26) General	(27) State Support Special	(28) Federal	(29) Other Special	(30) Total
Salaries,Wages & Fringe					
Travel					
Contractual Services					
Commodities					
Other Than Equipment					
Equipment					
Vehicles					
Wireless Communication Devices					
Subsidies, Loans & Grants					
Total					
No. of Positions (FTE)					

Note: FY2020 Total Request = FY2019 Estimated + FY2020 Incr(Decr) for Continuation + FY2020 Expansion/Reduction of Existing Activities + FY2020 New Activities.

CONTINUATION AND EXPANDED REQUEST

University of Southern Mississippi (268-00)

Non-Mandatory Transfers

Name of Agency

Program

	FY 2018 Actual				
	(1) General	(2) State Support Special	(3) Federal	(4) Other Special	(5) Total
Salaries,Wages & Fringe					
Travel					
Contractual Services					
Commodities					
Other Than Equipment					
Equipment					
Vehicles					
Wireless Communication Devices					
Subsidies, Loans & Grants					
Total					
No. of Positions (FTE)					

	FY 2019 Estimated				
	(6) General	(7) State Support Special	(8) Federal	(9) Other Special	(10) Total
Salaries,Wages & Fringe					
Travel					
Contractual Services					
Commodities					
Other Than Equipment					
Equipment					
Vehicles					
Wireless Communication Devices					
Subsidies, Loans & Grants					
Total					
No. of Positions (FTE)					

	FY 2020 Increase/Decrease for Continuation				
	(11) General	(12) State Support Special	(13) Federal	(14) Other Special	(15) Total
Salaries,Wages & Fringe					
Travel					
Contractual Services					
Commodities					
Other Than Equipment					
Equipment					
Vehicles					
Wireless Communication Devices					
Subsidies, Loans & Grants					
Total					
No. of Positions (FTE)					

Note: FY2020 Total Request = FY2019 Estimated + FY2020 Incr(Decr) for Continuation + FY2020 Expansion/Reduction of Existing Activities + FY2020 New Activities.

CONTINUATION AND EXPANDED REQUEST

University of Southern Mississippi (268-00)

Non-Mandatory Transfers

Name of Agency

Program

	FY 2020 Expansion/Reduction of Existing Activities				
	(16) General	(17) State Support Special	(18) Federal	(19) Other Special	(20) Total
Salaries,Wages & Fringe					
Travel					
Contractual Services					
Commodities					
Other Than Equipment					
Equipment					
Vehicles					
Wireless Communication Devices					
Subsidies, Loans & Grants					
Total					
No. of Positions (FTE)					

	FY 2020 New Activities (*)				
	(21) General	(22) State Support Special	(23) Federal	(24) Other Special	(25) Total
Salaries,Wages & Fringe					
Travel					
Contractual Services					
Commodities					
Other Than Equipment					
Equipment					
Vehicles					
Wireless Communication Devices					
Subsidies, Loans & Grants					
Total					
No. of Positions (FTE)					

	FY 2020 Total Request				
	(26) General	(27) State Support Special	(28) Federal	(29) Other Special	(30) Total
Salaries,Wages & Fringe					
Travel					
Contractual Services					
Commodities					
Other Than Equipment					
Equipment					
Vehicles					
Wireless Communication Devices					
Subsidies, Loans & Grants					
Total					
No. of Positions (FTE)					

Note: FY2020 Total Request = FY2019 Estimated + FY2020 Incr(Decr) for Continuation + FY2020 Expansion/Reduction of Existing Activities + FY2020 New Activities.

PROGRAM DECISION UNITS

University of Southern Mississippi

1 - Instruction

Name of Agency

Program Name

	A	B	C	D	E	F	G	
EXPENDITURES	FY 2019 Appropriated	Escalations By DFA	Non-Recurring Items	Health Plan Cost Increase	PERS Increase	Total Funding Change	FY 2020 Total Request	
SALARIES	72,760,699			66,000	800,000	866,000	73,626,699	
GENERAL	23,797,143			66,000	800,000	866,000	24,663,143	
ST. SUP. SPECIAL	4,640,843						4,640,843	
FEDERAL								
OTHER	44,322,713						44,322,713	
TRAVEL	524,944						524,944	
GENERAL	171,688						171,688	
ST. SUP. SPECIAL	33,482						33,482	
FEDERAL								
OTHER	319,774						319,774	
CONTRACTUAL	1,624,367						1,624,367	
GENERAL	531,266						531,266	
ST. SUP. SPECIAL	103,606						103,606	
FEDERAL								
OTHER	989,495						989,495	
COMMODITIES	879,419						879,419	
GENERAL	287,623						287,623	
ST. SUP. SPECIAL	56,091						56,091	
FEDERAL								
OTHER	535,705						535,705	
CAPTITAL-OTE								
GENERAL								
ST. SUP. SPECIAL								
FEDERAL								
OTHER								
EQUIPMENT	165,538						165,538	
GENERAL	54,141						54,141	
ST. SUP. SPECIAL	10,558						10,558	
FEDERAL								
OTHER	100,839						100,839	
VEHICLES								
GENERAL								
ST. SUP. SPECIAL								
FEDERAL								
OTHER								
WIRELESS DEV								
GENERAL								
ST. SUP. SPECIAL								
FEDERAL								
OTHER								
SUBSIDIES	1,632,428						1,632,428	
GENERAL	533,903						533,903	
ST. SUP. SPECIAL	104,120						104,120	
FEDERAL								
OTHER	994,405						994,405	
TOTAL	77,587,395			66,000	800,000	866,000	78,453,395	

FUNDING

GENERAL FUNDS	25,375,764			66,000	800,000	866,000	26,241,764	
ST. SUP. SPCL FUNDS	4,948,700						4,948,700	
FEDERAL FUNDS								
OTHER SP. FUNDS	47,262,931						47,262,931	
TOTAL	77,587,395			66,000	800,000	866,000	78,453,395	

POSITIONS

GENERAL FTE	333.00						333.00	
ST. SUP. SPCL. FTE	65.00						65.00	
FEDERAL FTE								
OTHER SP. FTE	621.00						621.00	
TOTAL	1,019.00						1,019.00	

PRIORITY LEVEL :

				2	3			
--	--	--	--	---	---	--	--	--

PROGRAM DECISION UNITS

University of Southern Mississippi

2 - Research

Name of Agency

Program Name

	A	B	C	D	E	F	G	
EXPENDITURES	FY 2019 Appropriated	Escalations By DFA	Non-Recurring Items	Health Plan Cost Increase	PERS Increase	Total Funding Change	FY 2020 Total Request	
SALARIES	6,572,393			2,640	32,000	34,640	6,607,033	
GENERAL	2,149,569			2,640	32,000	34,640	2,184,209	
ST. SUP. SPECIAL	419,202						419,202	
FEDERAL								
OTHER	4,003,622						4,003,622	
TRAVEL	17,400						17,400	
GENERAL	5,691						5,691	
ST. SUP. SPECIAL	1,110						1,110	
FEDERAL								
OTHER	10,599						10,599	
CONTRACTUAL	72,872						72,872	
GENERAL	23,834						23,834	
ST. SUP. SPECIAL	4,648						4,648	
FEDERAL								
OTHER	44,390						44,390	
COMMODITIES	37,291						37,291	
GENERAL	12,196						12,196	
ST. SUP. SPECIAL	2,379						2,379	
FEDERAL								
OTHER	22,716						22,716	
CAPTITAL-OTE								
GENERAL								
ST. SUP. SPECIAL								
FEDERAL								
OTHER								
EQUIPMENT								
GENERAL								
ST. SUP. SPECIAL								
FEDERAL								
OTHER								
VEHICLES								
GENERAL								
ST. SUP. SPECIAL								
FEDERAL								
OTHER								
WIRELESS DEV								
GENERAL								
ST. SUP. SPECIAL								
FEDERAL								
OTHER								
SUBSIDIES								
GENERAL								
ST. SUP. SPECIAL								
FEDERAL								
OTHER								
TOTAL	6,699,956			2,640	32,000	34,640	6,734,596	

FUNDING

GENERAL FUNDS	2,191,290			2,640	32,000	34,640	2,225,930	
ST. SUP. SPCL FUNDS	427,339						427,339	
FEDERAL FUNDS								
OTHER SP. FUNDS	4,081,327						4,081,327	
TOTAL	6,699,956			2,640	32,000	34,640	6,734,596	

POSITIONS

GENERAL FTE	34.00						34.00	
ST. SUP. SPCL. FTE	6.00						6.00	
FEDERAL FTE								
OTHER SP. FTE	62.00						62.00	
TOTAL	102.00						102.00	

PRIORITY LEVEL :

				2	3			
--	--	--	--	---	---	--	--	--

PROGRAM DECISION UNITS

University of Southern Mississippi

3 - Public Service

Name of Agency

Program Name

	A	B	C	D	E	F	G	
EXPENDITURES	FY 2019 Appropriated	Escalations By DFA	Non-Recurring Items	Health Plan Cost Increase	PERS Increase	Total Funding Change	FY 2020 Total Request	
SALARIES	273,554			1,320	16,000	17,320	290,874	
GENERAL	125,460			1,320	16,000	17,320	142,780	
ST. SUP. SPECIAL	14,037						14,037	
FEDERAL								
OTHER	134,057						134,057	
TRAVEL	4,500						4,500	
GENERAL	1,472						1,472	
ST. SUP. SPECIAL	287						287	
FEDERAL								
OTHER	2,741						2,741	
CONTRACTUAL	141,727						141,727	
GENERAL	138,968						138,968	
ST. SUP. SPECIAL	262						262	
FEDERAL								
OTHER	2,497						2,497	
COMMODITIES	154,390						154,390	
GENERAL	150,689						150,689	
ST. SUP. SPECIAL	351						351	
FEDERAL								
OTHER	3,350						3,350	
CAPTITAL-OTE								
GENERAL								
ST. SUP. SPECIAL								
FEDERAL								
OTHER								
EQUIPMENT								
GENERAL								
ST. SUP. SPECIAL								
FEDERAL								
OTHER								
VEHICLES								
GENERAL								
ST. SUP. SPECIAL								
FEDERAL								
OTHER								
WIRELESS DEV								
GENERAL								
ST. SUP. SPECIAL								
FEDERAL								
OTHER								
SUBSIDIES	125,000						125,000	
GENERAL	40,883						40,883	
ST. SUP. SPECIAL	7,973						7,973	
FEDERAL								
OTHER	76,144						76,144	
TOTAL	699,171			1,320	16,000	17,320	716,491	

FUNDING

GENERAL FUNDS	457,472			1,320	16,000	17,320	474,792	
ST. SUP. SPCL FUNDS	22,910						22,910	
FEDERAL FUNDS								
OTHER SP. FUNDS	218,789						218,789	
TOTAL	699,171			1,320	16,000	17,320	716,491	

POSITIONS

GENERAL FTE	3.00						3.00	
ST. SUP. SPCL. FTE	1.00						1.00	
FEDERAL FTE								
OTHER SP. FTE	3.00						3.00	
TOTAL	7.00						7.00	

PRIORITY LEVEL :

				2	3			
--	--	--	--	---	---	--	--	--

PROGRAM DECISION UNITS

University of Southern Mississippi

4 - Academic Support

Name of Agency

Program Name

	A	B	C	D	E	F	G	
EXPENDITURES	FY 2019 Appropriated	Escalations By DFA	Non-Recurring Items	Health Plan Cost Increase	PERS Increase	Total Funding Change	FY 2020 Total Request	
SALARIES	13,909,493			11,880	144,000	155,880	14,065,373	
GENERAL	4,549,244			11,880	144,000	155,880	4,705,124	
ST. SUP. SPECIAL	887,179						887,179	
FEDERAL								
OTHER	8,473,070						8,473,070	
TRAVEL	221,934						221,934	
GENERAL	72,586						72,586	
ST. SUP. SPECIAL	14,155						14,155	
FEDERAL								
OTHER	135,193						135,193	
CONTRACTUAL	3,978,965						3,978,965	
GENERAL	1,301,362						1,301,362	
ST. SUP. SPECIAL	253,787						253,787	
FEDERAL								
OTHER	2,423,816						2,423,816	
COMMODITIES	910,277						910,277	
GENERAL	297,716						297,716	
ST. SUP. SPECIAL	58,060						58,060	
FEDERAL								
OTHER	554,501						554,501	
CAPTITAL-OTE	151,669						151,669	
GENERAL	49,605						49,605	
ST. SUP. SPECIAL	9,674						9,674	
FEDERAL								
OTHER	92,390						92,390	
EQUIPMENT	390,289						390,289	
GENERAL	127,648						127,648	
ST. SUP. SPECIAL	24,894						24,894	
FEDERAL								
OTHER	237,747						237,747	
VEHICLES								
GENERAL								
ST. SUP. SPECIAL								
FEDERAL								
OTHER								
WIRELESS DEV								
GENERAL								
ST. SUP. SPECIAL								
FEDERAL								
OTHER								
SUBSIDIES	254,875						254,875	
GENERAL	83,360						83,360	
ST. SUP. SPECIAL	16,257						16,257	
FEDERAL								
OTHER	155,258						155,258	
TOTAL	19,817,502			11,880	144,000	155,880	19,973,382	

FUNDING

GENERAL FUNDS	6,481,521			11,880	144,000	155,880	6,637,401	
ST. SUP. SPCL FUNDS	1,264,006						1,264,006	
FEDERAL FUNDS								
OTHER SP. FUNDS	12,071,975						12,071,975	
TOTAL	19,817,502			11,880	144,000	155,880	19,973,382	

POSITIONS

GENERAL FTE	77.00						77.00	
ST. SUP. SPCL. FTE	15.00						15.00	
FEDERAL FTE								
OTHER SP. FTE	144.00						144.00	
TOTAL	236.00						236.00	

PRIORITY LEVEL :

				2	3			
--	--	--	--	---	---	--	--	--

PROGRAM DECISION UNITS

University of Southern Mississippi

5 - Student Services

Name of Agency

Program Name

	A	B	C	D	E	F	G	
EXPENDITURES	FY 2019 Appropriated	Escalations By DFA	Non-Recurring Items	Health Plan Cost Increase	PERS Increase	Total Funding Change	FY 2020 Total Request	
SALARIES	6,618,182			13,200	160,000	173,200	6,791,382	
GENERAL	2,164,545			13,200	160,000	173,200	2,337,745	
ST. SUP. SPECIAL	422,123						422,123	
FEDERAL								
OTHER	4,031,514						4,031,514	
TRAVEL	123,966						123,966	
GENERAL	40,544						40,544	
ST. SUP. SPECIAL	7,907						7,907	
FEDERAL								
OTHER	75,515						75,515	
CONTRACTUAL	1,414,457						1,414,457	
GENERAL	462,613						462,613	
ST. SUP. SPECIAL	90,217						90,217	
FEDERAL								
OTHER	861,627						861,627	
COMMODITIES	429,642						429,642	
GENERAL	140,519						140,519	
ST. SUP. SPECIAL	27,404						27,404	
FEDERAL								
OTHER	261,719						261,719	
CAPTITAL-OTE								
GENERAL								
ST. SUP. SPECIAL								
FEDERAL								
OTHER								
EQUIPMENT								
GENERAL								
ST. SUP. SPECIAL								
FEDERAL								
OTHER								
VEHICLES								
GENERAL								
ST. SUP. SPECIAL								
FEDERAL								
OTHER								
WIRELESS DEV								
GENERAL								
ST. SUP. SPECIAL								
FEDERAL								
OTHER								
SUBSIDIES	2,153,000						2,153,000	
GENERAL	704,161						704,161	
ST. SUP. SPECIAL	137,323						137,323	
FEDERAL								
OTHER	1,311,516						1,311,516	
TOTAL	10,739,247			13,200	160,000	173,200	10,912,447	

FUNDING

GENERAL FUNDS	3,512,382			13,200	160,000	173,200	3,685,582	
ST. SUP. SPCL FUNDS	684,974						684,974	
FEDERAL FUNDS								
OTHER SP. FUNDS	6,541,891						6,541,891	
TOTAL	10,739,247			13,200	160,000	173,200	10,912,447	

POSITIONS

GENERAL FTE	38.00						38.00	
ST. SUP. SPCL. FTE	7.00						7.00	
FEDERAL FTE								
OTHER SP. FTE	71.00						71.00	
TOTAL	116.00						116.00	

PRIORITY LEVEL :

				2	3			
--	--	--	--	---	---	--	--	--

PROGRAM DECISION UNITS

University of Southern Mississippi

6 - Institutional Support

Name of Agency

Program Name

	A	B	C	D	E	F	G	
EXPENDITURES	FY 2019 Appropriated	Escalations By DFA	Non-Recurring Items	Health Plan Cost Increase	PERS Increase	Total Funding Change	FY 2020 Total Request	
SALARIES	16,518,066			17,160	208,000	225,160	16,743,226	
GENERAL	5,402,405			17,160	208,000	225,160	5,627,565	
ST. SUP. SPECIAL	1,053,560						1,053,560	
FEDERAL								
OTHER	10,062,101						10,062,101	
TRAVEL	210,149						210,149	
GENERAL	68,732						68,732	
ST. SUP. SPECIAL	13,404						13,404	
FEDERAL								
OTHER	128,013						128,013	
CONTRACTUAL	4,097,771						4,097,771	
GENERAL	1,340,218						1,340,218	
ST. SUP. SPECIAL	261,365						261,365	
FEDERAL								
OTHER	2,496,188						2,496,188	
COMMODITIES	353,296						353,296	
GENERAL	115,549						115,549	
ST. SUP. SPECIAL	22,533						22,533	
FEDERAL								
OTHER	215,214						215,214	
CAPTITAL-OTE								
GENERAL								
ST. SUP. SPECIAL								
FEDERAL								
OTHER								
EQUIPMENT	15,000						15,000	
GENERAL	4,905						4,905	
ST. SUP. SPECIAL	957						957	
FEDERAL								
OTHER	9,138						9,138	
VEHICLES								
GENERAL								
ST. SUP. SPECIAL								
FEDERAL								
OTHER								
WIRELESS DEV								
GENERAL								
ST. SUP. SPECIAL								
FEDERAL								
OTHER								
SUBSIDIES	(34,691)						(34,691)	
GENERAL	(11,347)						(11,347)	
ST. SUP. SPECIAL	(2,215)						(2,215)	
FEDERAL								
OTHER	(21,129)						(21,129)	
TOTAL	21,159,591			17,160	208,000	225,160	21,384,751	

FUNDING

GENERAL FUNDS	6,920,462			17,160	208,000	225,160	7,145,622	
ST. SUP. SPCL FUNDS	1,349,604						1,349,604	
FEDERAL FUNDS								
OTHER SP. FUNDS	12,889,525						12,889,525	
TOTAL	21,159,591			17,160	208,000	225,160	21,384,751	

POSITIONS

GENERAL FTE	65.00						65.00	
ST. SUP. SPCL. FTE	13.00						13.00	
FEDERAL FTE								
OTHER SP. FTE	121.00						121.00	
TOTAL	199.00						199.00	

PRIORITY LEVEL :

				2	2			
--	--	--	--	---	---	--	--	--

PROGRAM DECISION UNITS

University of Southern Mississippi

7 - Operation & Maintenance

Name of Agency

Program Name

	A	B	C	D	E	F	G	H
EXPENDITURES	FY 2019 Appropriated	Escalations By DFA	Non-Recurring Items	Recover FY 2016 Capital	Health Plan Cost Increase	PERS Increase	Total Funding Change	FY 2020 Total Request
SALARIES	8,290,056				19,800	240,000	259,800	8,549,856
GENERAL	2,711,349				19,800	240,000	259,800	2,971,149
ST. SUP. SPECIAL	528,759							528,759
FEDERAL								
OTHER	5,049,948							5,049,948
TRAVEL	15,000							15,000
GENERAL	4,906							4,906
ST. SUP. SPECIAL	957							957
FEDERAL								
OTHER	9,137							9,137
CONTRACTUAL	7,475,779			1,400,000			1,400,000	8,875,779
GENERAL	2,445,031							2,445,031
ST. SUP. SPECIAL	476,822			1,400,000			1,400,000	1,876,822
FEDERAL								
OTHER	4,553,926							4,553,926
COMMODITIES	962,538			100,000			100,000	1,062,538
GENERAL	314,808							314,808
ST. SUP. SPECIAL	61,393			100,000			100,000	161,393
FEDERAL								
OTHER	586,337							586,337
CAPTITAL-OTE								
GENERAL								
ST. SUP. SPECIAL								
FEDERAL								
OTHER								
EQUIPMENT	207,000			200,000			200,000	407,000
GENERAL	67,702							67,702
ST. SUP. SPECIAL	13,203			200,000			200,000	213,203
FEDERAL								
OTHER	126,095							126,095
VEHICLES								
GENERAL								
ST. SUP. SPECIAL								
FEDERAL								
OTHER								
WIRELESS DEV								
GENERAL								
ST. SUP. SPECIAL								
FEDERAL								
OTHER								
SUBSIDIES	739,213							739,213
GENERAL	241,767							241,767
ST. SUP. SPECIAL	47,149							47,149
FEDERAL								
OTHER	450,297							450,297
TOTAL	17,689,586			1,700,000	19,800	240,000	1,959,800	19,649,386

FUNDING

GENERAL FUNDS	5,785,563				19,800	240,000	259,800	6,045,363
ST. SUP. SPCL FUNDS	1,128,283			1,700,000			1,700,000	2,828,283
FEDERAL FUNDS								
OTHER SP. FUNDS	10,775,740							10,775,740
TOTAL	17,689,586			1,700,000	19,800	240,000	1,959,800	19,649,386

POSITIONS

GENERAL FTE	57.00							57.00
ST. SUP. SPCL. FTE	11.00							11.00
FEDERAL FTE								
OTHER SP. FTE	105.00							105.00
TOTAL	173.00							173.00

PRIORITY LEVEL :

				1	2	3		
--	--	--	--	---	---	---	--	--

PROGRAM DECISION UNITS

EXPENDITURES							
SALARIES							
GENERAL							
ST. SUP. SPECIAL							
FEDERAL							
OTHER							
TRAVEL							
GENERAL							
ST. SUP. SPECIAL							
FEDERAL							
OTHER							
CONTRACTUAL							
GENERAL							
ST. SUP. SPECIAL							
FEDERAL							
OTHER							
COMMODITIES							
GENERAL							
ST. SUP. SPECIAL							
FEDERAL							
OTHER							
CAPTITAL-OTE							
GENERAL							
ST. SUP. SPECIAL							
FEDERAL							
OTHER							
EQUIPMENT							
GENERAL							
ST. SUP. SPECIAL							
FEDERAL							
OTHER							
VEHICLES							
GENERAL							
ST. SUP. SPECIAL							
FEDERAL							
OTHER							
WIRELESS DEV							
GENERAL							
ST. SUP. SPECIAL							
FEDERAL							
OTHER							
SUBSIDIES							
GENERAL							
ST. SUP. SPECIAL							
FEDERAL							
OTHER							
TOTAL							

FUNDING

GENERAL FUNDS							
ST. SUP. SPCL FUNDS							
FEDERAL FUNDS							
OTHER SP. FUNDS							
TOTAL							

POSITIONS

GENERAL FTE							
ST. SUP. SPCL. FTE							
FEDERAL FTE							
OTHER SP. FTE							
TOTAL							

PRIORITY LEVEL :

--	--	--	--	--	--	--	--

PROGRAM DECISION UNITS

University of Southern Mississippi

8 - Scholarship & Fellowships

Name of Agency

Program Name

	A	B	C	D	E			
EXPENDITURES	FY 2019 Appropriated	Escalations By DFA	Non-Recurring Items	Total Funding Change	FY 2020 Total Request			
SALARIES								
GENERAL								
ST. SUP. SPECIAL								
FEDERAL								
OTHER								
TRAVEL								
GENERAL								
ST. SUP. SPECIAL								
FEDERAL								
OTHER								
CONTRACTUAL	20,040,592				20,040,592			
GENERAL	6,554,484				6,554,484			
ST. SUP. SPECIAL	1,278,235				1,278,235			
FEDERAL								
OTHER	12,207,873				12,207,873			
COMMODITIES								
GENERAL								
ST. SUP. SPECIAL								
FEDERAL								
OTHER								
CAPTITAL-OTE								
GENERAL								
ST. SUP. SPECIAL								
FEDERAL								
OTHER								
EQUIPMENT								
GENERAL								
ST. SUP. SPECIAL								
FEDERAL								
OTHER								
VEHICLES								
GENERAL								
ST. SUP. SPECIAL								
FEDERAL								
OTHER								
WIRELESS DEV								
GENERAL								
ST. SUP. SPECIAL								
FEDERAL								
OTHER								
SUBSIDIES								
GENERAL								
ST. SUP. SPECIAL								
FEDERAL								
OTHER								
TOTAL	20,040,592				20,040,592			

FUNDING

GENERAL FUNDS	6,554,484				6,554,484			
ST. SUP. SPCL FUNDS	1,278,235				1,278,235			
FEDERAL FUNDS								
OTHER SP. FUNDS	12,207,873				12,207,873			
TOTAL	20,040,592				20,040,592			

POSITIONS

GENERAL FTE								
ST. SUP. SPCL. FTE								
FEDERAL FTE								
OTHER SP. FTE								
TOTAL								

PRIORITY LEVEL :

--	--	--	--	--	--	--	--	--

PROGRAM DECISION UNITS

University of Southern Mississippi

9 - Mandatory Transfers

Name of Agency

Program Name

	A	B	C	D	E			
EXPENDITURES	FY 2019 Appropriated	Escalations By DFA	Non-Recurring Items	Total Funding Change	FY 2020 Total Request			
SALARIES								
GENERAL								
ST. SUP. SPECIAL								
FEDERAL								
OTHER								
TRAVEL								
GENERAL								
ST. SUP. SPECIAL								
FEDERAL								
OTHER								
CONTRACTUAL								
GENERAL								
ST. SUP. SPECIAL								
FEDERAL								
OTHER								
COMMODITIES								
GENERAL								
ST. SUP. SPECIAL								
FEDERAL								
OTHER								
CAPTITAL-OTE								
GENERAL								
ST. SUP. SPECIAL								
FEDERAL								
OTHER								
EQUIPMENT								
GENERAL								
ST. SUP. SPECIAL								
FEDERAL								
OTHER								
VEHICLES								
GENERAL								
ST. SUP. SPECIAL								
FEDERAL								
OTHER								
WIRELESS DEV								
GENERAL								
ST. SUP. SPECIAL								
FEDERAL								
OTHER								
SUBSIDIES								
GENERAL								
ST. SUP. SPECIAL								
FEDERAL								
OTHER								
TOTAL								

FUNDING

GENERAL FUNDS								
ST. SUP. SPCL FUNDS								
FEDERAL FUNDS								
OTHER SP. FUNDS								
TOTAL								

POSITIONS

GENERAL FTE								
ST. SUP. SPCL. FTE								
FEDERAL FTE								
OTHER SP. FTE								
TOTAL								

PRIORITY LEVEL :

--	--	--	--	--	--	--	--	--

PROGRAM DECISION UNITS

University of Southern Mississippi

10 - Non-Mandatory Transfers

Name of Agency

Program Name

	A	B	C	D	E			
EXPENDITURES	FY 2019 Appropriated	Escalations By DFA	Non-Recurring Items	Total Funding Change	FY 2020 Total Request			
SALARIES								
GENERAL								
ST. SUP. SPECIAL								
FEDERAL								
OTHER								
TRAVEL								
GENERAL								
ST. SUP. SPECIAL								
FEDERAL								
OTHER								
CONTRACTUAL								
GENERAL								
ST. SUP. SPECIAL								
FEDERAL								
OTHER								
COMMODITIES								
GENERAL								
ST. SUP. SPECIAL								
FEDERAL								
OTHER								
CAPTITAL-OTE								
GENERAL								
ST. SUP. SPECIAL								
FEDERAL								
OTHER								
EQUIPMENT								
GENERAL								
ST. SUP. SPECIAL								
FEDERAL								
OTHER								
VEHICLES								
GENERAL								
ST. SUP. SPECIAL								
FEDERAL								
OTHER								
WIRELESS DEV								
GENERAL								
ST. SUP. SPECIAL								
FEDERAL								
OTHER								
SUBSIDIES								
GENERAL								
ST. SUP. SPECIAL								
FEDERAL								
OTHER								
TOTAL								

FUNDING

GENERAL FUNDS								
ST. SUP. SPCL FUNDS								
FEDERAL FUNDS								
OTHER SP. FUNDS								
TOTAL								

POSITIONS

GENERAL FTE								
ST. SUP. SPCL. FTE								
FEDERAL FTE								
OTHER SP. FTE								
TOTAL								

PRIORITY LEVEL :

--	--	--	--	--	--	--	--	--

PROGRAM NARRATIVE

Program Data Collected in Accordance with the Mississippi Performance Budget and Strategic Planning Act of 1994
(To Accompany Form MBR-1-03)

University of Southern Mississippi

1 - Instruction

Name of Agency

Program Name

I. Program Description:

This program is comprised of all expenditures related to the institution's teaching activities, including credit and non-credit courses for academic, occupational, and professional instruction. Department research and public service activities which are not budgeted separately as well as departmental chairpersons are also included.

II. Program Objective:

The overall objective of the instruction program is to provide credit and non-credit academic and academic-support courses and activities geared toward ensuring that the best possible quality programs of study are provided consistent with the requirements of appropriate accrediting agencies and/or learned societies.

III. Current program activities as supported by the funding in Columns 6-15 (FY 2019 & FY 2020 Increase/Decrease for continuations) of MBR-1-03 and designated Budget Unit Decisions columns of MBR-1-03-A:

(D) Health Plan Cost Increase:

To cover the increase in the State Health Plan employer premium.

(E) PERS Increase:

To cover the increase in the PERS employer contribution rate from 15.75 to 17.40 percent, effective July 1, 2019.

PROGRAM NARRATIVE

Program Data Collected in Accordance with the Mississippi Performance Budget and Strategic Planning Act of 1994
(To Accompany Form MBR-1-03)

University of Southern Mississippi

2 - Research

Name of Agency

Program Name

I. Program Description:

This program includes all expenditures for activities specifically organized to produce research outcomes, whether funded internally or from outside sources, whether performed by individuals or research centers, and budgeted separately.

II. Program Objective:

To provide basic research in those disciplines in which the University offers a major so that our faculty can stay up to date and vibrant in their classrooms. In addition, every attempt is made to advance the frontiers of learning.

III. Current program activities as supported by the funding in Columns 6-15 (FY 2019 & FY 2020 Increase/Decrease for continuations) of MBR-1-03 and designated Budget Unit Decisions columns of MBR-1-03-A:

(D) Health Plan Cost Increase:

To cover the increase in the State Health Plan employer premium.

(E) PERS Increase:

To cover the increase in the PERS employer contribution rate from 15.75 to 17.40 percent, effective July 1, 2019.

PROGRAM NARRATIVE

Program Data Collected in Accordance with the Mississippi Performance Budget and Strategic Planning Act of 1994
(To Accompany Form MBR-1-03)

University of Southern Mississippi

3 - Public Service

Name of Agency

Program Name

I. Program Description:

This program includes funds expended for activities that are established primarily to provide non-institutional services beneficial to individuals and groups external to the institution. These activities include community service programs, cooperative extension services, conferences, institutes, general advisory services, reference bureaus, radio and tv, consulting and similar non-instructional services to particular sectors of the community.

II. Program Objective:

The Public Services Program provides non-instructional services beneficial to individuals and groups that are external to the University. Among these activities are publications, consulting, general advisory services and reference bureaus.

III. Current program activities as supported by the funding in Columns 6-15 (FY 2019 & FY 2020 Increase/Decrease for continuations) of MBR-1-03 and designated Budget Unit Decisions columns of MBR-1-03-A:

(D) Health Plan Cost Increase:

To cover the increase in the State Health Plan employer premium.

(E) PERS Increase:

To cover the increase in the PERS employer contribution rate from 15.75 to 17.40 percent, effective July 1, 2019.

PROGRAM NARRATIVE

Program Data Collected in Accordance with the Mississippi Performance Budget and Strategic Planning Act of 1994
(To Accompany Form MBR-1-03)

University of Southern Mississippi

4 - Academic Support

Name of Agency

Program Name

I. Program Description:

This program includes funds expended primarily to provide support services for the institution's primary missions of instruction, research, and public service. It includes (1) libraries, museums, galleries; (2) services that directly assist the academic functions of the institution, such as demonstration schools; (3) media ; (4) computing support; (5) academic administration and personnel development providing administration support and management direction.

II. Program Objective:

The basic objective of the Academic Support Program is to provide support for the Institution's primary mission --instruction, research and public service. It includes: (1) retention, preservation and display of education materials, (2) provision of services that directly assist the academic functions of the institution, (3) media such as audiovisual services and technology such as computing support.

III. Current program activities as supported by the funding in Columns 6-15 (FY 2019 & FY 2020 Increase/Decrease for continuations) of MBR-1-03 and designated Budget Unit Decisions columns of MBR-1-03-A:

(D) Health Plan Cost Increase:

To cover the increase in the State Health Plan employer premium.

(E) PERS Increase:

To cover the increase in the PERS employer contribution rate from 15.75 to 17.40 percent, effective July 1, 2019.

PROGRAM NARRATIVE

Program Data Collected in Accordance with the Mississippi Performance Budget and Strategic Planning Act of 1994
(To Accompany Form MBR-1-03)

University of Southern Mississippi

5 - Student Services

Name of Agency

Program Name

I. Program Description:

This program includes funds expended for offices of Admissions and Registrar and those activities whose primary purpose is to contribute to the student's development outside the formal instruction program. It includes expenditures for student activities, cultural events, student newspaper, intramural athletics, student organizations, supplemental remedial instruction, counseling and career guidance, student aid administration, and student health service.

II. Program Objective:

Student Services covers the offices of Admissions and Registrar and those activities whose primary function is to contribute to the student's emotional and physical well-being and to his/her intellectual, cultural and social development outside the context of the formal instruction program. It includes counseling and career guidance.

III. Current program activities as supported by the funding in Columns 6-15 (FY 2019 & FY 2020 Increase/Decrease for continuations) of MBR-1-03 and designated Budget Unit Decisions columns of MBR-1-03-A:

(D) Health Plan Cost Increase:

To cover the increase in the State Health Plan employer premium.

(E) PERS Increase:

To cover the increase in the PERS employer contribution rate from 15.75 to 17.40 percent, effective July 1, 2019.

PROGRAM NARRATIVE

Program Data Collected in Accordance with the Mississippi Performance Budget and Strategic Planning Act of 1994
(To Accompany Form MBR-1-03)

University of Southern Mississippi

6 - Institutional Support

Name of Agency

Program Name

I. Program Description:

This program includes expenditures for: (1) central executive level activities concerned with management and long-range planning of the entire institution, such as governing board, planning and programming, and legal services; (2) fiscal operations, including the investment office; (3) administrative data processing; (4) space management (5) employee personnel and records.

II. Program Objective:

Institutional support includes: (1) central executive activities concerned with management and long-range planning of the entire institution; (2) fiscal operations; (3) administrative data processing; (4) space management (5) employee personnel and records ; (6) general administrative expenses; (7) logistical activities that provide procurement, store rooms, safety and security to the institution.

III. Current program activities as supported by the funding in Columns 6-15 (FY 2019 & FY 2020 Increase/Decrease for continuations) of MBR-1-03 and designated Budget Unit Decisions columns of MBR-1-03-A:

(D) Health Plan Cost Increase:

To cover the increase in the State Health Plan employer premium.

(E) PERS Increase:

To cover the increase in the PERS employer contribution rate from 15.75 to 17.40 percent, effective July 1, 2019.

PROGRAM NARRATIVE

Program Data Collected in Accordance with the Mississippi Performance Budget and Strategic Planning Act of 1994
(To Accompany Form MBR-1-03)

University of Southern Mississippi

7 - Operation & Maintenance

Name of Agency

Program Name

I. Program Description:

This program includes all expenditures of current operating funds for the operation and maintenance of physical plant. It includes all expenditures for operations established to provide services and maintenance related to grounds and facilities, including utilities, fire protection, property insurance and similar items.

II. Program Objective:

The operation and maintenance activities include providing janitorial and maintenance services, utility service, and fire protection for the entire campus. These services are essential for building, equipment, and other facilities to be in useful condition for the faculty, staff and students.

III. Current program activities as supported by the funding in Columns 6-15 (FY 2019 & FY 2020 Increase/Decrease for continuations) of MBR-1-03 and designated Budget Unit Decisions columns of MBR-1-03-A:

(D) Recover FY 2016 Capital Funds:

In order to maintain quality facilities, capital funds are requested at the FY 2016 level.

(E) Health Plan Cost Increase:

To cover the increase in the State Health Plan employer premium.

(F) PERS Increase:

To cover the increase in the PERS employer contribution rate from 15.75 to 17.40 percent, effective July 1, 2019.

PROGRAM NARRATIVE

Program Data Collected in Accordance with the Mississippi Performance Budget and Strategic Planning Act of 1994
(To Accompany Form MBR-1-03)

University of Southern Mississippi

8 - Scholarship & Fellowships

Name of Agency

Program Name

I. Program Description:

This program includes expenditures for scholarships and fellowships in the form of outright grants to students selected by the institution and financed with current funds, restricted or unrestricted, including trainee stipends, prizes, and rewards.

II. Program Objective:

This program involves providing grants to students (either from selection by the institution or from an entitlement program). It also includes trainer stipends, prizes and awards, except trainer stipends awarded to individuals who are not enrolled in formal course work.

PROGRAM NARRATIVE

Program Data Collected in Accordance with the Mississippi Performance Budget and Strategic Planning Act of 1994
(To Accompany Form MBR-1-03)

University of Southern Mississippi

9 - Mandatory Transfers

Name of Agency

Program Name

I. Program Description:

This program includes transfers from the Current Funds group to other fund groups arising out of (1) binding legal agreements related to the financing of the educational plant, such as amounts for debt retirements, interest, and required provisions for renewals and replacements of plant, not financed from other sources, and (2) grant agreements with agencies of the Federal government, donors, and other organizations to match gifts and grants to loan and other funds.

II. Program Objective:

Mandatory Transfers are those which are required by external binding contracts.

PROGRAM NARRATIVE

Program Data Collected in Accordance with the Mississippi Performance Budget and Strategic Planning Act of 1994
(To Accompany Form MBR-1-03)

University of Southern Mississippi

10 - Non-Mandatory Transfers

Name of Agency

Program Name

I. Program Description:

This program includes those transfers from the Current Funds group to other fund groups made at the discretion of the governing board to serve a variety of objectives, such as additions to loan funds, additions to quasi-endowment funds, general or specific plant additions, voluntary renewals and replacements of plants and repayments on debt principal.

II. Program Objective:

Non-Mandatory Transfers are those which are required to support activities for which legally binding agreements do not exist.

Elements of Quality Program Design

For the Evaluation of Requests to Fund New Programs or New Activity in an Existing Program
(To Accompany Form MBR-1-03A)

PROGRAM PERFORMANCE MEASURES

Program Data Collected in Accordance with the Mississippi Performance Budget and Strategic Planning Act of 1994

University of Southern Mississippi (268-00)

1 - Instruction

Name of Agency

PROGRAM NAME

PROGRAM OUTPUTS: (This is the measure of the process necessary to carry on the goals and objectives of this program. This is the volume produced, i.e., how many people served, how many documents generated.)

	FY 2018 APPRO	FY 2018 ACTUAL	FY 2019 ESTIMATED	FY 2020 PROJECTED
1 Average ACT score of entering freshmen.	22.90	23.30	23.30	23.30
2 Number of degrees awarded to adult learners who enter college for the first time at age 23 or older.	244.00	287.00	287.00	287.00
3 Percentage of degrees awarded in 4 years to adult learners who enter college for the first time age 23 or older	11.90	13.90	13.90	13.90
4 Percentage of degrees awarded in 6 years to adult learners who enter college for the first time age 23 or older.	18.00	19.20	19.20	19.20
5 Percentage of degrees awarded in 8 years to adult learners who enter college for the first time age 23 or older.	18.40	19.50	19.50	19.50
6 Number of graduate degrees awarded.	4,592.00	4,619.00	4,592.00	4,592.00
7 Number of entering students who are enrolled in intermediate (remedial) courses during their first year.	3,518.00	3,523.00	3,523.00	3,523.00
8 Percentage of entering students who are enrolled in intermediate (remedial) courses during their first year.	29.90	29.40	29.40	29.40
9 Number of entering students who are enrolled in intermediate (remedial) courses during their first year, broken out by math only.	1,624.00	1,622.00	1,622.00	1,622.00
10 Percentage of entering students who are enrolled in intermediate (remedial) courses during their first year, broken out by math only.	13.80	13.50	13.50	13.50
11 Number of entering students who are enrolled in intermediate (remedial) courses during their first year, broken out by English/reading only.	909.00	889.00	889.00	889.00
12 Percentage of entering students who are enrolled in intermediate (remedial) courses during their first year, broken out by English/reading only.	7.70	7.40	7.40	7.40
13 Number of entering students who are enrolled in intermediate (remedial) courses during their first year, in both math and English/reading simultaneously.	985.00	1,012.00	1,012.00	1,012.00
14 Percentage of entering students who are enrolled in intermediate (remedial) courses during their first year, in both math and English/reading simultaneously.	8.40	8.40	8.40	8.40
15 Number of graduate degrees awarded in science, technology, engineering, and math.	803.00	826.00	826.00	826.00
16 Percentage of graduate degrees awarded in science, technology, engineering, and math.	21.10	21.10	21.10	21.10

PROGRAM EFFICIENCIES: (This is the measure of the cost, unit cost or productivity associated with a given outcome or output. This measure indicates linkage between services and funding, i.e., cost per investigation, cost per student or number of days to complete investigation.)

	FY 2018 APPRO	FY 2018 ACTUAL	FY 2019 ESTIMATED	FY 2020 PROJECTED
1 Percentage of fall intermediate (remedial) math students completing the (remedial math) course within two years.	71.10	74.30	74.30	74.30
2 Percentage of fall intermediate (remedial) English/reading students completing the (remedial English/reading) course within 2 years.	79.70	77.70	77.70	77.70
3 First-year retention rate (from fall to fall) for entering full-time freshmen.	80.00	78.30	78.30	78.30

PROGRAM PERFORMANCE MEASURES

Program Data Collected in Accordance with the Mississippi Performance Budget and Strategic Planning Act of 1994

University of Southern Mississippi (268-00)	1 - Instruction			
Name of Agency	PROGRAM NAME			
4 Percentage of full-time students completing 24 credit hours within one academic year.	73.50	75.10	75.10	75.10
5 Percentage of part-time students completing 12 credit hours within one academic year.	45.20	44.90	44.90	44.90
6 Number of undergraduate degrees awarded per 100 undergraduate full-time equivalent (FTE) enrollment.	20.10	20.80	20.10	20.10
7 Student graduation rates (first-time freshmen cohort students graduating within 4 years).	27.60	29.00	29.00	29.00
8 Student graduation rates (first-time freshmen cohort students graduating within 6 years).	52.40	5.10	52.10	52.10
9 Student graduation rates (first-time freshmen cohort students graduating within 8 years).	55.20	54.60	54.60	54.60
10 Percentage of Mississippi median family income required to cover tuition and fees at Mississippi public four-year higher educational institutions (ACS Median Household Income \$39,464).	36.30	36.10	36.10	36.10
11 Dollars spent on remedial coursework.	2,193,396.00	1,940,973.00	1,940,973.00	1,940,973.00
12 Percentage of teaching faculty with terminal degrees (doctorate and first professional degrees).	82.30	79.50	79.50	79.50
13 Percentage of enrolled graduate students who complete graduate degree.	57.70	62.60	62.60	62.60
14 Total state expenditures per total FTE student.	15,249.00	15,174.00	15,174.00	15,174.00
15 13,915. 14,938. Number of graduate degrees awarded per 100 graduate FTE enrollment.	44.20	34.50	44.20	44.20
16 Number of students completing 30 hours.	13,915.00	14,959.00	13,915.00	13,915.00
17 Number of students completing 60 hours.	10,132.00	10,581.00	10,132.00	10,132.00

PROGRAM OUTCOMES: (This is the measure of the quality or effectiveness of the services provided by this program. This measure provides an assessment of the actual impact or public benefit of your agency's actions. This is the results produced, i.e., increased customer satisfaction by x% within a 12-month period, reduce the number of traffic fatalities due to drunk drivers within a 12-month period.

	FY 2018 APPRO	FY 2018 ACTUAL	FY 2019 ESTIMATED	FY 2020 PROJECTED
1 Percentage of state's population age 25 years and over with a bachelor's degree or higher.	20.60	21.00	21.00	21.00
2 Number of graduates in high-need disciplines (Science, technology, engineering, & math).	2,519.00	2,743.00	2,743.00	2,743.00
3 Number of graduates in high-need disciplines (Education).	1,040.00	1,008.00	1,008.00	1,008.00
4 Number of graduates in high-need disciplines (Health).	936.00	822.00	822.00	822.00
5 Number of graduates in high-need disciplines (Science, technology, engineering, math, education, and nursing combined).	4,246.00	4,573.00	4,495.00	4,495.00
6 Number of graduates in teaching from Mississippi public higher educational institutions.	867.00	890.00	890.00	890.00
7 Licensure exam pass rates for graduates with four year degrees (undergraduate Praxis).	62.50	63.80	63.80	63.80
8 Licensure exam pass rates for graduates with four year degrees (NCLEX-RN).	93.30	96.50	96.50	96.50
9 Licensure exam pass rates for graduates with four year degrees (other undergraduate licensure).	69.50	67.70	67.70	67.70

PROGRAM PERFORMANCE MEASURES

Program Data Collected in Accordance with the Mississippi Performance Budget and Strategic Planning Act of 1994

University of Southern Mississippi (268-00)		1 - Instruction			
Name of Agency		PROGRAM NAME			
10	Licensure exam pass rates for graduates with four year degrees (All undergraduate licensure pass rates).	63.80	66.40	66.40	66.40
11	Licensure exam pass rate for graduate school graduates (graduate Praxis).	89.10	84.20	84.20	84.20
12	Licensure exam pass rate for graduate school graduates (other licensure).	95.60	94.30	94.30	94.30
13	Licensure exam pass rate for graduate school graduates (All graduate licensure pass rates).	93.60	91.80	91.80	91.80
14	Number of undergraduate degrees awarded.	12,221.00	13,056.00	12,221.00	12,221.00
15	Number of degrees (Graduate & Undergraduate) awarded in the STEM Field.	2,519.00	2,743.00	2,743.00	2,743.00
16	Number of degrees (Graduate & Undergraduate) awarded in the Health Field.	936.00	822.00	822.00	822.00
17	Number of degrees (Graduate & Undergraduate) awarded in the Education Field.	1,040.00	1,008.00	1,008.00	1,008.00

PROGRAM PERFORMANCE MEASURES

Program Data Collected in Accordance with the Mississippi Performance Budget and Strategic Planning Act of 1994

University of Southern Mississippi (268-00)

2 - Research

Name of Agency

PROGRAM NAME

PROGRAM OUTPUTS: (This is the measure of the process necessary to carry on the goals and objectives of this program. This is the volume produced, i.e., how many people served, how many documents generated.)

	FY 2018 APPRO	FY 2018 ACTUAL	FY 2019 ESTIMATED	FY 2020 PROJECTED
1 Dollar value of total external research grants and contracts awarded to Mississippi public universities.	422,013,364.0	393,743,011.0	393,743,011.0	393,743,011.0
	0	0	0	0
2 Percentage of external research grants and contracts awarded to Mississippi public universities from federal sources.	76.70	77.60	77.60	77.60

PROGRAM OUTCOMES: (This is the measure of the quality or effectiveness of the services provided by this program. This measure provides an assessment of the actual impact or public benefit of your agency's actions. This is the results produced, i.e., increased customer satisfaction by x% within a 12-month period, reduce the number of traffic fatalities due to drunk drivers within a 12-month period.

	FY 2018 APPRO	FY 2018 ACTUAL	FY 2019 ESTIMATED	FY 2020 PROJECTED
1 Number of patents obtained by Mississippi public universities in emerging technologies.	25.00	10.00	25.00	25.00

PROGRAM 3% GENERAL FUND REDUCTION AND NARRATIVE EXPLANATION

University of Southern Mississippi (268-00)

	Fiscal Year 2019 Funding			FY 2019 GF PERCENT REDUCED
	Total Funds	Reduced Amount	Reduced Funding Amount	

Program Name: (1) Instruction				
General	25,375,764	(687,347)	24,688,417	(2.71%)
State Support Special	4,948,700		4,948,700	
Federal				
Other Special	47,262,931		47,262,931	
TOTAL	77,587,395	(687,347)	76,900,048	

Narrative Explanation:
 Since personnel services is the largest portion of the University's expenditures, this area would have to be decreased to meet the reduction. While every attempt would be made to ensure a quality education to our students, any reduction in funds would adversely impact enrollment at the University. Layoffs could possibly occur which would result in fewer course sections offered, reduction in library hours, reduction in services offered to students, as well as decreased recruitment and student success initiatives. Therefore, it is crucial that we are fully funded this fiscal year. The loss of state appropriations the past few years has vastly changed the composition of the University's core faculty and has also negatively impacted our long term strategic plan.

Program Name: (2) Research				
General	2,191,290		2,191,290	
State Support Special	427,339		427,339	
Federal				
Other Special	4,081,327		4,081,327	
TOTAL	6,699,956		6,699,956	

Narrative Explanation:

Program Name: (3) Public Service				
General	457,472		457,472	
State Support Special	22,910		22,910	
Federal				
Other Special	218,789		218,789	
TOTAL	699,171		699,171	

Narrative Explanation:

Program Name: (4) Academic Support				
General	6,481,521	(206,204)	6,275,317	(3.18%)
State Support Special	1,264,006		1,264,006	
Federal				
Other Special	12,071,975		12,071,975	
TOTAL	19,817,502	(206,204)	19,611,298	

Narrative Explanation:
 Since personnel services is the largest portion of the University's expenditures, this area would have to be decreased to meet the reduction. While every attempt would be made to ensure a quality education to our students, any reduction in funds would adversely impact enrollment at the University. Layoffs could possibly occur which would result in fewer course sections offered, reduction in library hours, reduction in services offered to students, as well as decreased recruitment and student success initiatives. Therefore, it is crucial that we are fully funded this fiscal year. The loss of state appropriations the past few years has vastly changed the composition of the University's core faculty and has also negatively impacted our long term strategic plan.

PROGRAM 3% GENERAL FUND REDUCTION AND NARRATIVE EXPLANATION

University of Southern Mississippi (268-00)

	Fiscal Year 2019 Funding			FY 2019 GF PERCENT REDUCED
	Total Funds	Reduced Amount	Reduced Funding Amount	

Program Name: (5) Student Services				
General	3,512,382	(257,755)	3,254,627	(7.34%)
State Support Special	684,974		684,974	
Federal				
Other Special	6,541,891		6,541,891	
TOTAL	10,739,247	(257,755)	10,481,492	

Narrative Explanation:

Since personnel services is the largest portion of the University's expenditures, this area would have to be decreased to meet the reduction. While every attempt would be made to ensure a quality education to our students, any reduction in funds would adversely impact enrollment at the University. Layoffs could possibly occur which would result in fewer course sections offered, reduction in library hours, reduction in services offered to students, as well as decreased recruitment and student success initiatives. Therefore, it is crucial that we are fully funded this fiscal year. The loss of state appropriations the past few years has vastly changed the composition of the University's core faculty and has also negatively impacted our long term strategic plan.

Program Name: (6) Institutional Support				
General	6,920,462	(343,674)	6,576,788	(4.97%)
State Support Special	1,349,604		1,349,604	
Federal				
Other Special	12,889,525		12,889,525	
TOTAL	21,159,591	(343,674)	20,815,917	

Narrative Explanation:

Since personnel services is the largest portion of the University's expenditures, this area would have to be decreased to meet the reduction. While every attempt would be made to ensure a quality education to our students, any reduction in funds would adversely impact enrollment at the University. Layoffs could possibly occur which would result in fewer course sections offered, reduction in library hours, reduction in services offered to students, as well as decreased recruitment and student success initiatives. Therefore, it is crucial that we are fully funded this fiscal year. The loss of state appropriations the past few years has vastly changed the composition of the University's core faculty and has also negatively impacted our long term strategic plan.

Program Name: (7) Operation & Maintenance				
General	5,785,563	(223,388)	5,562,175	(3.86%)
State Support Special	1,128,283		1,128,283	
Federal				
Other Special	10,775,740		10,775,740	
TOTAL	17,689,586	(223,388)	17,466,198	

Narrative Explanation:

Since personnel services is the largest portion of the University's expenditures, this area would have to be decreased to meet the reduction. While every attempt would be made to ensure a quality education to our students, any reduction in funds would adversely impact enrollment at the University. Layoffs could possibly occur which would result in fewer course sections offered, reduction in library hours, reduction in services offered to students, as well as decreased recruitment and student success initiatives. Therefore, it is crucial that we are fully funded this fiscal year. The loss of state appropriations the past few years has vastly changed the composition of the University's core faculty and has also negatively impacted our long term strategic plan.

Program Name: (8) Scholarship & Fellowships				
General	6,554,484		6,554,484	
State Support Special	1,278,235		1,278,235	
Federal				
Other Special	12,207,873		12,207,873	
TOTAL	20,040,592		20,040,592	

PROGRAM 3% GENERAL FUND REDUCTION AND NARRATIVE EXPLANATION

University of Southern Mississippi (268-00)

	Fiscal Year 2019 Funding			FY 2019 GF PERCENT REDUCED
	Total Funds	Reduced Amount	Reduced Funding Amount	

Narrative Explanation:

Program Name: (9) Mandatory Transfers				
General				
State Support Special				
Federal				
Other Special				
TOTAL				

Narrative Explanation:

Program Name: (10) Non-Mandatory Transfers				
General				
State Support Special				
Federal				
Other Special				
TOTAL				

Narrative Explanation:

Program Name: (99) Summary of All Programs				
General	57,278,938	(1,718,368)	55,560,570	(3.00%)
State Support Special	11,104,051		11,104,051	
Federal				
Other Special	106,050,051		106,050,051	
TOTAL	174,433,040	(1,718,368)	172,714,672	

BOARD OF TRUSTEES OF STATE INSTITUTIONS OF HIGHER LEARNING MEMBERS

University of Southern Mississippi (268-00)

Name of Agency

A. Explain Rate and manner in which board members are reimbursed:

Board members are reimbursed through the Institution of Higher Learning System Administration budget with a per diem of \$40 plus expenses.

B. Estimated number of meetings FY 2019:

12 (Twelve)

C. Names of Members	City, Town, Residence	Appointed By	Date of Appointment	Length of Term
1. Mr. Chip Morgan	Leland, MS	Bryant	5- 8- 2015	9 years
2. Dr. Alfred E. McNair, Jr.	Gautier, MS	Bryant	5- 8- 2015	9 years
3. Mr. Tom Duff	Hattiesburg, MS	Bryant	5- 8- 2015	9 years
4. Mr. Hal Parker	Bolton, MS	Bryant	5- 8- 2015	9 years
5. Mr. Shane Hooper	Tupelo, MS	Bryant	5- 8- 2012	9 years
6. Dr. Bradford J. Dye, III	Oxford, MS	Bryant	5- 8- 2012	9 years
7. Justice Ann H. Lamar	Senatobia, MS	Bryant	2- 8- 2017	4 years
8. Dr. Steven Cunningham	Hattiesburg, MS	Barbour	5- 8- 2018	9 years
9. Mr. Bruce Martin	Meridian, MS	Barbour	5- 8- 2018	9 years
10. Mrs. Jeanne Luckey	Ocean Springs, MS	Barbour	5- 8- 2018	9 years
11. Mr. Powell "Gee" Ogletree, Jr.	Jackson, MS	Barbour	5- 8- 2018	9 years
12. Dr. J. Walt Starr	Columbus, MS	Bryant	5- 8- 2015	9 years

Identify Statutory Authority (Code Section or Executive Order Number)*

Constitutional Amendment 213A of the Constitution of the State of Mississippi.

*If Executive Order, please attach copy.

**SCHEDULE B
CONTRACTUAL SERVICES**

University of Southern Mississippi (268-00)

Name of Agency

MINOR OBJECT OF EXPENDITURE	(1) Actual Expenses FY Ending June 30, 2018	(2) Estimated Expenses FY Ending June 30, 2019	(3) Requested for FY Ending June 30, 2020
A. Tuition, Rewards & Awards (61050xxx-61080xxx)			
6051 Scholarships & Tuition Awards	19,848,516	20,040,592	20,040,592
Total	19,848,516	20,040,592	20,040,592
B. Transportation & Utilities (61100xxx-61200xxx)			
6053 Utilities	4,610,943	4,610,943	4,610,943
Total	4,610,943	4,610,943	4,610,943
C. Public Information (61300xxx-6131xxxx)			
6054 Advertising	568,705	568,705	568,705
Total	568,705	568,705	568,705
D. Rents (61400xxx-61490xxx)			
6055 Rents	955,081	955,081	955,081
Total	955,081	955,081	955,081
E. Repairs & Service (61500xxx)			
6056 Repairs & Service	1,414,401	1,414,401	1,414,401
Total	1,414,401	1,414,401	1,414,401
F. Fees, Professional & Other Services (6161xxxx-61699xxx)			
605700 Internal Billing Cont Svcs Professional	2,262	2,262	2,262
605730 Auditing Fees	121,701	121,701	121,701
605740 Medical Fees	768	768	768
605750 Instructional Services	19,260	19,260	19,260
605760 Legal Fees	152,757	152,757	152,757
605770 Lab and Testing Fees	7,045	7,045	7,045
605780 Consultant Expense Reimbursement	20,731	20,731	20,731
605790 Other Professional Fees and Services	1,987,471	1,987,471	1,987,471
Total	2,311,995	2,311,995	2,311,995
G. Other Contractual Services (61700xxx-61790xxx, 61900xxx)			
5810 Insurance And Fidelity Bonds	999,007	999,007	999,007
5820 Dues	375,357	375,357	375,357
5830 Laundry, Dry Clean And Towel S	4,480	4,480	4,480
5840 Subscriptions	152,379	152,379	152,379
5841 TS eTools Library use only	76,300	76,300	76,300
5842 PS eSerials Library use only	304,635	304,635	304,635
5843 PS eRefDB Library use only	1,414,131	1,414,131	1,414,131

**SCHEDULE B
CONTRACTUAL SERVICES**

University of Southern Mississippi (268-00)

Name of Agency

MINOR OBJECT OF EXPENDITURE	(1) Actual Expenses FY Ending June 30, 2018	(2) Estimated Expenses FY Ending June 30, 2019	(3) Requested for FY Ending June 30, 2020
5844 PS eBooks Library use only	27,954	27,954	27,954
5846 Copyright Fees	1,000	1,000	1,000
5859 Student Recruitment Costs	3,776	3,776	3,776
5860 Employee Recruitment Costs	59,202	59,202	59,202
5865 Employee Moving	27,527	27,527	27,527
5890 Other Contractual Services	829,520	2,433,762	2,433,762
5891 Provision For Bad Debts	1,242,505	1,242,505	1,242,505
5893 Auxiliary Administrative Expen	(410,918)	(410,918)	(410,918)
5895 Accreditation And Review	45,167	45,167	45,167
5960 Facility Fee	260	260	260
5982 Reimb. Technical Services	(150)	(150)	(150)
5993 Collection Costs	183,812	183,812	183,812
5994 Bank/Merchant Fees	106,241	106,241	106,241
5995 Refunds And Adjustments	(40)	(40)	(40)
5999 Other		(192,076)	1,207,924
Total	5,442,145	6,854,311	8,254,311
H. Information Technology (61800xxx-61890xxx)			
605880 Data Processing IT	2,090,502	2,090,502	2,090,502
Total	2,090,502	2,090,502	2,090,502
I. Other (61910xxx-61990xxx)			
Other Contractual Services			
Total			
Grand Total <i>(Enter on Line 1-B of Form MBR-1)</i>	37,242,288	38,846,530	40,246,530
Funding Summary:			
General Funds	12,601,153	12,797,776	12,797,776
State Support Special Funds	2,124,927	2,468,942	3,868,942
Federal Funds			
Other Special Funds	22,516,208	23,579,812	23,579,812
Total Funds	37,242,288	38,846,530	40,246,530

**SCHEDULE C
COMMODITIES**

University of Southern Mississippi (268-00)

Name of Agency

MINOR OBJECT OF EXPENDITURE	(1) Actual Expenses FY Ending June 30, 2018	(2) Estimated Expenses FY Ending June 30, 2019	(3) Requested for FY Ending June 30, 2020
A. Maintenance & Constr. Materials & Supplies (62000xxx, 62015xxx)			
606010 Land Improvement Supplies	49,745	49,745	49,745
606020 Building Construction Supplies	40,130	40,130	40,130
606030 Paints And Preservatives	11,526	11,526	11,526
606040 Hardware, Plumbing, & Electrl	1,767	1,767	1,767
606050 Custodial Supplies & Cleaning	221,528	221,528	221,528
606090 Other Maintenance Materials	4,957	4,957	4,957
Total	329,653	329,653	329,653
B. Printing & Office Supplies & Materials (62010xxx, 62085xxx, 62100xxx, 62125xxx, 62400xxx)			
606110 Printing, Binding And Padding	258,568	258,568	258,568
606114 Specialty Printing 1	20,982	20,982	20,982
606115 Specialty Printing 2	11,824	11,824	11,824
606120 Duplication And Reproduction	2,659	2,659	2,659
606130 Office Supplies And Materials	276,977	276,977	276,977
606140 Purchased Instructional Materi	37,107	37,107	37,107
606190 Participant Cost - Commodities	206	206	206
Total	608,323	608,323	608,323
C. Equipment Repair Parts, Supplies & Acces. (6205xxxx, 62072xxx, 62110xxx, 62115xxx, 62120xxx, 62130xxx)			
606210 Fuels	153,992	153,992	153,992
606220 Lubricating Oils And Greases	1,477	1,477	1,477
606230 Tires And Tubes	(4,044)	(4,044)	(4,044)
606240 Repair And Replacement Parts	389,193	389,193	389,193
606250 Shop Supplies	15,626	15,626	15,626
606290 Other Equip Repair Parts And S	25,190	25,190	25,190
Total	581,434	581,434	581,434
D. Professional & Sci. Supplies and Materials (62025xxx, 62030xxx, 62070xxx, 62095xxx, 62105xxx, 6212xxxx)			
606310 Laboratory And Testing Supplie	23,527	23,527	23,527
606320 Photographic & Reproduction Su	654	654	654
606350 Other Chemicals	5,928	5,928	5,928
606390 Other Prof & Scientific Suppli	16,197	16,197	16,197
Total	46,306	46,306	46,306
E. Other Supplies & Materials (62005xxx, 62015xxx, 62020xxx, 62035xxx, 62040xxx, 62045xxx, 62060xxx, 62065xxx, 62075xxx-62080xxx, 62090xxx, 62115xxx, 62135xxx, 62140xxx, 62405xxx, 62415xxx, 62500xxx-62999xxx)			
606410 Small Tools	16,117	16,117	16,117
606411 Office Mch, Furn, Fix < \$5000	110,822	110,822	110,822

**SCHEDULE C
COMMODITIES**

University of Southern Mississippi (268-00)

Name of Agency

MINOR OBJECT OF EXPENDITURE	(1) Actual Expenses FY Ending June 30, 2018	(2) Estimated Expenses FY Ending June 30, 2019	(3) Requested for FY Ending June 30, 2020
606415 Data Processing Equip <\$5000	347,937	347,937	347,937
606416 Radio TV Equip < \$5000	34,632	34,632	34,632
606417 Scientific Equip < \$5000	44,683	44,683	44,683
606418 Other Equip < \$5000	127,089	127,089	127,089
606419 Tech HW/Equip Inc	1,446	1,446	1,446
606420 Radio, Television Supplies & R	5,971	5,971	5,971
606430 Clothes And Dry Goods For Pers	95,421	95,421	95,421
606440 Food For Persons	455,588	455,588	455,588
606450 Feed For Animals	56	56	56
606460 Seed And Plants	9,513	9,513	9,513
606470 Fertilizer And Chemicals	19,209	19,209	19,209
606479 Tech A/V Supplies and Material	1,419	1,419	1,419
606480 Food Service Expendable Equipm	47	47	47
606489 Tech MAC Supplies and Material	(9,879)	(9,879)	(9,879)
606490 Other Supplies And Materials	302,759	699,977	799,977
606491 Theatre Props	4,261	4,261	4,261
606495 Furniture & Equip under \$1000	84,634	84,634	84,634
606496 Computer, Camera&TVunder \$250	1,059	1,059	1,059
606498 P Card Purchase Commodities	155	155	155
606600 Int Billing Commodities	110,980	110,980	110,980
Total	1,763,919	2,161,137	2,261,137
Grand Total <i>(Enter on Line 1-C of Form MBR-1)</i>	3,329,635	3,726,853	3,826,853
Funding Summary:			
General Funds	1,126,602	1,319,100	1,319,100
State Support Special Funds	189,978	228,211	328,211
Federal Funds			
Other Special Funds	2,013,055	2,179,542	2,179,542
Total Funds	3,329,635	3,726,853	3,826,853

**SCHEDULE D-1
CAPITAL OUTLAY
OTHER THAN EQUIPMENT**

University of Southern Mississippi (268-00)

Name of Agency

MINOR OBJECT OF EXPENDITURE	(1) Actual Expenses FY Ending June 30, 2018	(2) Estimated Expenses FY Ending June 30, 2019	(3) Requested for FY Ending June 30, 2020
C. Infrastructure & Other (63100xxx)			
608 Other		64,190	64,190
608160 Library Books	67,143	67,143	67,143
608170 Periodicals	18,565	18,565	18,565
608189 Audio-Visual Material	1,771	1,771	1,771
Total	87,479	151,669	151,669
Grand Total <i>(Enter on Line 1-D-1 of Form MBR-1)</i>	87479	151669	151669
Funding Summary:			
General Funds	29,599	49,605	49,605
State Support Special Funds	4,991	9,674	9,674
Federal Funds			
Other Special Funds	52,889	92,390	92,390
Total Funds	87,479	151,669	151,669

**SCHEDULE D-2
CAPITAL OUTLAY EQUIPMENT**

University of Southern Mississippi (268-00)

Name of Agency

EQUIPMENT BY ITEM	Act. FY Ending June 30, 2018		Est. FY Ending June 30, 2019		Req. FY Ending June 30, 2020	
	No. of Units	Total Cost	No. of Units	Total Cost	No. of Units	Total Cost
B. Road Machinery, Farm & Other Equipment (63300xxx)						
Vehicles Over \$5000	1	14,896	1	14,896	1	14,896
Total		14,896		14,896		14,896
C. Office Machines, Furniture, Fixtures, Equip. (63200xxx)						
Total						
D. IS Equipment (DP & Telecommunications) (63200xxx)						
Data Processing Equipment Over \$5000	5	93,843	5	93,843	5	93,843
Total		93,843		93,843		93,843
E. Equipment - Lease Purchase (63200xxx)						
608255 Lease Purchase - Equipment	2	433,494			2	
Total		433,494				
F. Other Equipment (63200xxx)						
Other Equipment Over \$5000	5	5,370	1	669,088	1	869,088
Scientific Equipment Over \$5000	1	5,591				
Total		10,961		669,088		869,088
Grand Total <i>(Enter on Line 1-D-2 of Form MBR-1)</i>		553,194		777,827		977,827
Funding Summary:						
General Funds		194,613		254,396		254,396
State Support Special Funds		32,817		49,612		249,612
Federal Funds						
Other Special Funds		325,764		473,819		473,819
Total Funds		553,194		777,827		977,827

**SCHEDULE D-3
PASSENGER/WORK VEHICLES**

University of Southern Mississippi (268-00)

Name of Agency

MINOR OBJECT OF EXPENDITURE	Vehicle Inventory June 30, 2018	Act. FY Ending June 30, 2018		Est. FY Ending June 30, 2019		Req. FY Ending June 30, 2020	
		No. of Units	Total Cost	No. of Units	Total Cost	No. of Units	Total Cost

A. Passenger & Work Vehicles (63300xxx)							
1 Passenger/Work Vehicles	253	253		253			
Total (A)	253	253		253			

GRAND TOTAL <i>(Enter on Line 1-D-3 of Form MBR-1)</i>							
--	--	--	--	--	--	--	--

Funding Summary:			
General Funds			
State Support Special Funds			
Federal Funds			
Other Special Funds			
Total Funds			

**SCHEDULE D-4
WIRELESS COMMUNICATION DEVICES**

University of Southern Mississippi (268-00)
Name of Agency _____

MINOR OBJECT OF EXPENDITURE	Device Inventory June 30, 2018	Act. FY Ending June 30, 2018		Est. FY Ending June 30, 2019		Req. FY Ending June 30, 2020	
		No. of Devices	Actual Cost	No. of Devices	Estimated Cost	No. of Devices	Requested Cost

Grand Total <i>(Enter on Line 1-D-4 of Form MBR-1)</i>							
--	--	--	--	--	--	--	--

Funding Summary:							
General Funds							
State Support Special Funds							
Federal Funds							
Other Special Funds							
Total Funds							

**SCHEDULE E
SUBSIDIES, LOANS & GRANTS**

University of Southern Mississippi (268-00)

Name of Agency

MINOR OBJECT OF EXPENDITURE	(1) Actual Expenses FY Ending June 30, 2018	(2) Estimated Expenses FY Ending June 30, 2019	(3) Requested for FY Ending June 30, 2020
D. Debt Service & Judgments (67205xxx-67255xxx, 68205xxx-68430xxx, 70040xxx)			
0130 Mandatory Transfers Out Designated	351,218	228,443	228,443
0180 Mandatory Transfers Out Debt Service	370,529	241,003	241,003
0190 Mandatory Transfers Out Leases	98,570	64,113	64,113
1100 Non-Mandatory Transfers Out	6,666,764	4,336,266	4,336,266
65040 Interest on Lease Purchases (DO NOT DELETE)	21,978		
Total	7,509,059	4,869,825	4,869,825
E. Other (67000xxx-67019xxx, 67021xxx-67199xxx, 67998xxx, 68500xxx-68860xxx, 70045xxx-70080xxx, 80000xxx-80500xxx)			
Total			
Grand Total <i>(Enter on Line 1-E of Form MBR-1)</i>	7,509,059	4,869,825	4,869,825
Funding Summary:			
General Funds	2,780,520	1,592,727	1,592,727
State Support Special Funds	984,289	310,607	310,607
Federal Funds			
Other Special Funds	3,744,250	2,966,491	2,966,491
Total Funds	7,509,059	4,869,825	4,869,825

NARRATIVE
2020 BUDGET REQUEST

University of Southern Mississippi (268-00)

Name of Agency

The University of Southern Mississippi is a community of engaged citizens, operating as a public, student-centered, doctoral-granting research university serving Mississippi, the nation, and the world. The University is dedicated to scholarship and learning, integrating students at all levels in the creation and application of knowledge through excellence in teaching, research, creative activities, outreach, and service. The University nurtures student success by providing distinctive and competitive educational programs embedded in a welcoming environment, preparing a diverse student population to embark on meaningful life endeavors.

As a public research institution, the University of Southern Mississippi creates and disseminates knowledge through a wide array of programs of instruction, research, public service, and economic development. Over the next five years, the University will be engaged in the accomplishment of eight major, institutional goals that will enable the University to become a model student-centered public research university.

1. Support student success to foster retention, progression, and graduation
2. Promote teaching, research, and creative excellence
3. Strategically expand undergraduate and graduate enrollment
4. Strengthen economic and community partnerships
5. Invest in faculty and staff to maximize their potential
6. Promote a culture of inclusiveness of people and ideas
7. Enhance physical, technological, and financial infrastructure to support our mission, vision, and values
8. Improve efficiency and effectiveness of institutional processes and systems

In public higher education in the State of Mississippi and nation-wide, the University must compete for students, faculty, and staff, forcing the University to adapt and evolve into an increasingly market-driven organization. In addition, the shift in revenues that has occurred over the last ten years from being primarily supported by state appropriations to one that is primarily supported by tuition has intensified recruiting and student success efforts. Navigating this shift in financing, enhancing student recruiting and retention initiatives, and attempting to recruit and retain talented faculty and staff in an intensely competitive industry will be the major challenges facing the University over the next five years. State support will be pivotal to the University's ability to continue to provide the benefits of quality education, research, public service, and economic development programs to the people of the State of Mississippi in the years ahead.

Our budget request for fiscal year 2020 focuses on the following decision units:

1. Recover FY 2016 Capital Funds - Requested amount of \$1,700,000
2. Health Plan Cost Increase - Requested amount of \$132,000
3. PERS Increase - Requested amount of \$1,600,000

**OUT-OF-STATE TRAVEL
FISCAL YEAR 2020**

University of Southern Mississippi (268-00)

Name of Agency

Note: All expenditures recorded on this form must be totaled and said total must agree with the out-of-state travel amount indicated for FY 2018 on Form Mbr-1, line 1.A.2.b.

Employee's Name	Destination	Purpose	Travel Cost	Funding Source
ABADIE,ANDREW	FAYETTEVILLE AR	Observation	603	GENERAL/SE LF- GENERATING
ABREU,LAUREL	ORLANDO, FL	Conf/Semnr/Wkshp	862	GENERAL/SE LF- GENERATING
ABREU,LAUREL	ORLANDO, FL	Conf/Semnr/Wkshp	95	GENERAL/SE LF- GENERATING
ABREU,LAUREL	ORLANDO, FL	Conf/Semnr/Wkshp	212	GENERAL/SE LF- GENERATING
ABREU,LAUREL	ORLANDO, FL	Conf/Semnr/Wkshp	118	GENERAL/SE LF- GENERATING
ABREU,LAUREL	ORLANDO, FL	Conf/Semnr/Wkshp	325	GENERAL/SE LF- GENERATING
ACADEMIC IMPRESSIONS	NEW ORLEANS, LA	Conf/Semnr/Wkshp	33,600	GENERAL/SE LF- GENERATING
ADAMS,JEWEL	GREENVILLE,SC	Conference	316	GENERAL/SE LF- GENERATING
ADAMS,JEWEL	GREENVILLE,SC	Conference	375	GENERAL/SE LF- GENERATING
ADAMS,JEWEL M	GREENVILLE, SC	Conf/Semnr/Wkshp	741	GENERAL/SE LF- GENERATING
ADAMS,JEWEL M	GREENVILLE, SC	Conf/Semnr/Wkshp	164	GENERAL/SE LF- GENERATING
ADAMS,JEWEL M	GREENVILLE, SC	Conf/Semnr/Wkshp	78	GENERAL/SE LF- GENERATING
ADEWUNMI,YETUNDE ZAINAB	LITTLE ROCK, AK	Conf/Semnr/Wkshp	8	GENERAL/SE LF- GENERATING
ADEWUNMI,YETUNDE ZAINAB	LITTLE ROCK, AK	Conf/Semnr/Wkshp	392	GENERAL/SE LF- GENERATING
ADEWUNMI,YETUNDE ZAINAB	LITTLE ROCK, AK	Conf/Semnr/Wkshp	40	GENERAL/SE LF- GENERATING
AGEE,XAVIER	BIRMINGHAM, AL	Conf/Semnr/Wkshp	215	GENERAL/SE LF- GENERATING
AGEE,XAVIER	BIRMINGHAM, AL	Conf/Semnr/Wkshp	257	GENERAL/SE LF- GENERATING

**OUT-OF-STATE TRAVEL
FISCAL YEAR 2020**

University of Southern Mississippi (268-00)

Name of Agency

Note: All expenditures recorded on this form must be totaled and said total must agree with the out-of-state travel amount indicated for FY 2018 on Form Mbr-1, line 1.A.2.b.

Employee's Name	Destination	Purpose	Travel Cost	Funding Source
AHMED, FEROZ	NEW ORLEANS, LA	Other	131	GENERAL/SE LF- GENERATING
ALASWAD, ZINA	BOSTON, MA	Conf/Semnr/Wkshp	965	GENERAL/SE LF- GENERATING
ALASWAD, ZINA	BOSTON, MA	Conf/Semnr/Wkshp	123	GENERAL/SE LF- GENERATING
ALASWAD, ZINA	PTE/BOSTON, MA	Conf/Semnr/Wkshp	381	GENERAL/SE LF- GENERATING
ALASWAD, ZINA	BOSTON, MA	Conf/Semnr/Wkshp	130	GENERAL/SE LF- GENERATING
ALASWAD, ZINA	PTE/BOSTON, MA	Conf/Semnr/Wkshp	625	GENERAL/SE LF- GENERATING
ALBERTI-STRAIT, LAURA	GREENVILLE SC	Conf/Semnr/Wkshp	123	GENERAL/SE LF- GENERATING
ALBERTI-STRAIT, LAURA	GREENVILLE SC	Conf/Semnr/Wkshp	573	GENERAL/SE LF- GENERATING
ALBERTI-STRAIT, LAURA	GREENVILLE SC	Conf/Semnr/Wkshp	14	GENERAL/SE LF- GENERATING
ALBERTI-STRAIT, LAURA	GREENVILLE SC	Conf/Semnr/Wkshp	175	GENERAL/SE LF- GENERATING
ALBERTI-STRAIT, LAURANCE PAUL	BOSSIER CITY LA	Performance	308	GENERAL/SE LF- GENERATING
ALBERTI-STRAIT, LAURANCE PAUL	RUSSELLVILLE AR	Performance	1,008	GENERAL/SE LF- GENERATING
ALBERTI-STRAIT, LAURANCE PAUL	CONWAY AZ	Performance	550	GENERAL/SE LF- GENERATING
ALBERTI-STRAIT, LAURANCE PAUL	RUSSELLVILLE AR	Performance	434	GENERAL/SE LF- GENERATING
ALBERTI-STRAIT, LAURANCE PAUL	CONWAY AZ	Performance	131	GENERAL/SE LF- GENERATING
ALBERTI-STRAIT, LAURANCE PAUL	BOSSIER CITY LA	Performance	162	GENERAL/SE LF- GENERATING
ALBERTI-STRAIT, LAURANCE PAUL	BOSSIER CITY LA	Performance	160	GENERAL/SE LF- GENERATING

**OUT-OF-STATE TRAVEL
FISCAL YEAR 2020**

University of Southern Mississippi (268-00)

Name of Agency

Note: All expenditures recorded on this form must be totaled and said total must agree with the out-of-state travel amount indicated for FY 2018 on Form Mbr-1, line 1.A.2.b.

Employee's Name	Destination	Purpose	Travel Cost	Funding Source
ALBERTI-STRAIT,LAURANCE PAUL	RUSSELLVILLE AR	Performance	220	GENERAL/SE LF- GENERATING
ALBERTI-STRAIT,LAURANCE PAUL	CONWAY AZ	Performance	75	GENERAL/SE LF- GENERATING
ALBERTI-STRAIT,LAURANCE PAUL	ALTA, UT	Conf/Semnr/Wkshp	148	GENERAL/SE LF- GENERATING
ALBERTI-STRAIT,LAURANCE PAUL	DALLAS TX	Conf/Semnr/Wkshp	280	GENERAL/SE LF- GENERATING
ALBERTI-STRAIT,LAURANCE PAUL	ALTA, UT	Conf/Semnr/Wkshp	276	GENERAL/SE LF- GENERATING
ALBERTI-STRAIT,LAURANCE PAUL	DALLAS TX	Conf/Semnr/Wkshp	250	GENERAL/SE LF- GENERATING
ALBERTI-STRAIT,LAURANCE PAUL	ALTA, UT	Conf/Semnr/Wkshp	76	GENERAL/SE LF- GENERATING
ALBERTI-STRAIT,LAURANCE PAUL	DALLAS TX	Conf/Semnr/Wkshp	270	GENERAL/SE LF- GENERATING
ALBERTI-STRAIT,LAURANCE PAUL	TUSCALOOSA, AL	Performance	740	GENERAL/SE LF- GENERATING
ALBERTI-STRAIT,LAURANCE PAUL	RUSTON, LA	Performance	696	GENERAL/SE LF- GENERATING
ALBERTI-STRAIT,LAURANCE PAUL	SHREVEPORT, LA	Performance	456	GENERAL/SE LF- GENERATING
ALBERTI-STRAIT,LAURANCE PAUL	BATON ROUGE, LA	Performance	1,053	GENERAL/SE LF- GENERATING
ALBERTI-STRAIT,LAURANCE PAUL	RUSSELLVILLE, AK	Performance	1,407	GENERAL/SE LF- GENERATING
ALBERTI-STRAIT,LAURANCE PAUL	SPOKANE, WA	Performance	828	GENERAL/SE LF- GENERATING
ALBERTI-STRAIT,LAURANCE PAUL	TUSCALOOSA, AL	Performance	211	GENERAL/SE LF- GENERATING
ALBERTI-STRAIT,LAURANCE PAUL	RUSTON, LA	Performance	198	GENERAL/SE LF- GENERATING
ALBERTI-STRAIT,LAURANCE PAUL	SHREVEPORT, LA	Performance	157	GENERAL/SE LF- GENERATING

**OUT-OF-STATE TRAVEL
FISCAL YEAR 2020**

University of Southern Mississippi (268-00)

Name of Agency

Note: All expenditures recorded on this form must be totaled and said total must agree with the out-of-state travel amount indicated for FY 2018 on Form Mbr-1, line 1.A.2.b.

Employee's Name	Destination	Purpose	Travel Cost	Funding Source
ALBERTI-STRAIT,LAURANCE PAUL	BATON ROUGE, LA	Performance	364	GENERAL/SE LF- GENERATING
ALBERTI-STRAIT,LAURANCE PAUL	RUSSELLVILLE, AK	Performance	560	GENERAL/SE LF- GENERATING
ALBERTI-STRAIT,LAURANCE PAUL	BATON ROUGE, LA	Performance	12	GENERAL/SE LF- GENERATING
ALBERTI-STRAIT,LAURANCE PAUL	TUSCALOOSA, AL	Performance	300	GENERAL/SE LF- GENERATING
ALBERTI-STRAIT,LAURANCE PAUL	RUSTON, LA	Performance	150	GENERAL/SE LF- GENERATING
ALBERTI-STRAIT,LAURANCE PAUL	SHREVEPORT, LA	Performance	215	GENERAL/SE LF- GENERATING
ALBERTI-STRAIT,LAURANCE PAUL	BATON ROUGE, LA	Performance	572	GENERAL/SE LF- GENERATING
ALBERTI-STRAIT,LAURANCE PAUL	RUSSELLVILLE, AK	Performance	450	GENERAL/SE LF- GENERATING
ALDAIHANI, YOUSEF	SAN ANTONIO TX	Presentation	31	GENERAL/SE LF- GENERATING
ALDAIHANI, YOUSEF	SAN ANTONIO TX	Presentation	269	GENERAL/SE LF- GENERATING
ALEXANDER, BRITTANY	MURFREESBORO, TN	Conf/Semnr/Wkshp	78	GENERAL/SE LF- GENERATING
ALHAIDAR, AHMAD	TUSCALOOSA, AL	Conf/Semnr/Wkshp	196	GENERAL/SE LF- GENERATING
ALHAIDAR, AHMAD	TUSCALOOSA, AL	Conf/Semnr/Wkshp	104	GENERAL/SE LF- GENERATING
ALLEN, BRANDON LANE	ORLANDO, FL	Conf/Semnr/Wkshp	656	GENERAL/SE LF- GENERATING
ALLEN, BRANDON LANE	ORLANDO, FL	Conf/Semnr/Wkshp	132	GENERAL/SE LF- GENERATING
ALLEN, BRANDON LANE	ORLANDO, FL	Conf/Semnr/Wkshp	271	GENERAL/SE LF- GENERATING
ALLEN, BRANDON LANE	ORLANDO, FL	Conf/Semnr/Wkshp	68	GENERAL/SE LF- GENERATING

**OUT-OF-STATE TRAVEL
FISCAL YEAR 2020**

University of Southern Mississippi (268-00)

Name of Agency

Note: All expenditures recorded on this form must be totaled and said total must agree with the out-of-state travel amount indicated for FY 2018 on Form Mbr-1, line 1.A.2.b.

Employee's Name	Destination	Purpose	Travel Cost	Funding Source
ALLEN,LINDA PIERCE	BIRMINGHAM AL	Conf/Semnr/Wkshp	428	GENERAL/SE LF- GENERATING
ALLEN,LINDA PIERCE	BIRMINGHAM AL	Conf/Semnr/Wkshp	137	GENERAL/SE LF- GENERATING
ALLEN,LINDA PIERCE	BIRMINGHAM AL	Conf/Semnr/Wkshp	280	GENERAL/SE LF- GENERATING
ALLEN,MATTHEW WADE	NEW ORLEANS, LA	Conf/Semnr/Wkshp	250	GENERAL/SE LF- GENERATING
ANDERSON- LEWIS,CHARKARRA	NEW ORLEANS, LA	Conf/Semnr/Wkshp	702	GENERAL/SE LF- GENERATING
ANDERSON- LEWIS,CHARKARRA	NEW ORLEANS, LA	Conf/Semnr/Wkshp	105	GENERAL/SE LF- GENERATING
ANTHONY,KATHRYN	NASHVILLE, TN	Conf/Semnr/Wkshp	800	GENERAL/SE LF- GENERATING
ANTHONY,KATHRYN	ORLANDO, FL	Conf/Semnr/Wkshp	421	GENERAL/SE LF- GENERATING
ANTHONY,KATHRYN	ORLANDO, FL	Conf/Semnr/Wkshp	79	GENERAL/SE LF- GENERATING
ANTHONY,KATHRYN	NATCHEZ, MS	Research and Teaching	1,036	GENERAL/SE LF- GENERATING
ARMSTRONG,KORI	NEW ORLEANS LA	Observation	30	GENERAL/SE LF- GENERATING
ARRAZATTEE,CHRISTY	HUNTSVILLE TX	Business Meeting	234	GENERAL/SE LF- GENERATING
ARRAZATTEE,CHRISTY	HUNTSVILLE TX	Business Meeting	132	GENERAL/SE LF- GENERATING
ARRAZATTEE,CHRISTY	HUNTSVILLE TX	Business Meeting	198	GENERAL/SE LF- GENERATING
ARRAZATTEE,CHRISTY	HUNTSVILLE TX	Business Meeting	50	GENERAL/SE LF- GENERATING
ARTHUR ROWELL	ORLANDO, FL	Registration Fee	1,395	GENERAL/SE LF- GENERATING
ATKINS-SAYRE,WENDY	DALLAS, TX	Conf/Semnr/Wkshp	611	GENERAL/SE LF- GENERATING

**OUT-OF-STATE TRAVEL
FISCAL YEAR 2020**

University of Southern Mississippi (268-00)

Name of Agency

Note: All expenditures recorded on this form must be totaled and said total must agree with the out-of-state travel amount indicated for FY 2018 on Form Mbr-1, line 1.A.2.b.

Employee's Name	Destination	Purpose	Travel Cost	Funding Source
ATKINS-SAYRE,WENDY	NASHVILLE, TN	Conf/Semnr/Wkshp	498	GENERAL/SE LF- GENERATING
ATKINS-SAYRE,WENDY	DALLAS, TX	Conf/Semnr/Wkshp	9	GENERAL/SE LF- GENERATING
ATKINS-SAYRE,WENDY	NASHVILLE, TN	Conf/Semnr/Wkshp	112	GENERAL/SE LF- GENERATING
ATKINS-SAYRE,WENDY	NASHVILLE, TN	Conf/Semnr/Wkshp	2	GENERAL/SE LF- GENERATING
ATKINS-SAYRE,WENDY	DALLAS, TX	Conf/Semnr/Wkshp	180	GENERAL/SE LF- GENERATING
AUDRA, CLASSEN	TAMPA , FL	Conference	195	GENERAL/SE LF- GENERATING
BALASKI,CHRIS	NEW ORLEAN, LA	Conf/Semnr/Wkshp	581	GENERAL/SE LF- GENERATING
BALASKI,CHRIS	NEW ORLEAN, LA	Conf/Semnr/Wkshp	123	GENERAL/SE LF- GENERATING
BALASKI,CHRIS	NEW ORLEAN, LA	Conf/Semnr/Wkshp	104	GENERAL/SE LF- GENERATING
BARNES,BILL	AUSTIN, TX	Conf/Semnr/Wkshp	810	GENERAL/SE LF- GENERATING
BARNES,BILL	AUSTIN, TX	Conf/Semnr/Wkshp	685	GENERAL/SE LF- GENERATING
BARNES,BILL	AUSTIN, TX	Conf/Semnr/Wkshp	120	GENERAL/SE LF- GENERATING
BARNES,BILL	AUSTIN,TX	Conference	810	GENERAL/SE LF- GENERATING
BARNES,BILL	AUSTIN, TX	Conf/Semnr/Wkshp	163	GENERAL/SE LF- GENERATING
BARRETT,SARA	CHATTANOOGA, TN	Conf/Semnr/Wkshp	240	GENERAL/SE LF- GENERATING
BARRETT,SARA	CHATTANOOGA, TN	Conf/Semnr/Wkshp	75	GENERAL/SE LF- GENERATING
BARRON,JONATHAN N	BENNINGTON, VT	Presentation	351	GENERAL/SE LF- GENERATING

**OUT-OF-STATE TRAVEL
FISCAL YEAR 2020**

University of Southern Mississippi (268-00)

Name of Agency

Note: All expenditures recorded on this form must be totaled and said total must agree with the out-of-state travel amount indicated for FY 2018 on Form Mbr-1, line 1.A.2.b.

Employee's Name	Destination	Purpose	Travel Cost	Funding Source
BARRON,JONATHAN N	BENNINGTON, VT	Presentation	73	GENERAL/SE LF- GENERATING
BARRON,JONATHAN N	BENNINGTON, VT	Presentation	209	GENERAL/SE LF- GENERATING
BARRON,JONATHAN N	BENNINGTON, VT	Presentation	420	GENERAL/SE LF- GENERATING
BARRON,JONATHAN N	BENNINGTON, VT	Presentation	40	GENERAL/SE LF- GENERATING
BASS,LINDA N	DESTIN, FL	Conf/Semnr/Wkshp	701	GENERAL/SE LF- GENERATING
BASS,LINDA N	DESTIN, FL	Conf/Semnr/Wkshp	245	GENERAL/SE LF- GENERATING
BASS,LINDA N	DESTIN, FL	Conf/Semnr/Wkshp	20	GENERAL/SE LF- GENERATING
BENNETT,CHARLES ALDEN III	NASHVILLE, TN	Recruitment	392	GENERAL/SE LF- GENERATING
BENNETT,CHARLES ALDEN III	HOUSTON, TX	Recruitment	301	GENERAL/SE LF- GENERATING
BENNETT,CHARLES ALDEN III	NASHVILLE, TN	Recruitment	409	GENERAL/SE LF- GENERATING
BENNETT,CHARLES ALDEN III	NASHVILLE, TN	Recruitment	10	GENERAL/SE LF- GENERATING
BENNETT,CHARLES ALDEN III	ORLANDO, FL	Conf/Semnr/Wkshp	167	GENERAL/SE LF- GENERATING
BENNETT,CHARLES ALDEN III	DEKALB, MS	Recruitment	182	GENERAL/SE LF- GENERATING
BENNETT,CHARLES ALDEN III	DEKALB, MS	Recruitment	84	GENERAL/SE LF- GENERATING
BENNETT,RODNEY D	DALLAS, TX	Business Meeting	236	GENERAL/SE LF- GENERATING
BENNETT,RODNEY D	FRISCO, TX	Performance	471	GENERAL/SE LF- GENERATING
BENNETT,RODNEY D	WASHINGTON, DC	Observation	428	GENERAL/SE LF- GENERATING

**OUT-OF-STATE TRAVEL
FISCAL YEAR 2020**

University of Southern Mississippi (268-00)

Name of Agency

Note: All expenditures recorded on this form must be totaled and said total must agree with the out-of-state travel amount indicated for FY 2018 on Form Mbr-1, line 1.A.2.b.

Employee's Name	Destination	Purpose	Travel Cost	Funding Source
BENNETT,RODNEY D	WASHINGTON, DC	Business Meeting	241	GENERAL/SE LF- GENERATING
BENNETT,RODNEY D	DALLAS TX	Business Meeting	236	GENERAL/SE LF- GENERATING
BENNETT,RODNEY D	DC	Business Meeting	708	GENERAL/SE LF- GENERATING
BENNETT,RODNEY D	DALLAS, TX	Business Meeting	75	GENERAL/SE LF- GENERATING
BENNETT,RODNEY D	DALLAS TX	Business Meeting	491	GENERAL/SE LF- GENERATING
BENNETT,RODNEY D	WASHINGTON, DC	Observation	75	GENERAL/SE LF- GENERATING
BENNETT,RODNEY D	DALLAS TX	Business Meeting	99	GENERAL/SE LF- GENERATING
BENVENUTTI,LAURIE	HUNTSVILLE, AL	Conf/Semnr/Wkshp	1,828	GENERAL/SE LF- GENERATING
BERRY,DANA	ST. LOUIS, MO	Conf/Semnr/Wkshp	405	GENERAL/SE LF- GENERATING
BERRY,DANA	ST. LOUIS, MO	Conf/Semnr/Wkshp	675	GENERAL/SE LF- GENERATING
BERRY,DANA	ST. LOUIS, MO	Conf/Semnr/Wkshp	8	GENERAL/SE LF- GENERATING
BERRY,GABRIELLE A	CHARLESTON, SC	Conf/Semnr/Wkshp	313	GENERAL/SE LF- GENERATING
BERRY,GABRIELLE A	CHARLESTON, SC	Conf/Semnr/Wkshp	7	GENERAL/SE LF- GENERATING
BERRY,GABRIELLE A	CHARLESTON, SC	Conf/Semnr/Wkshp	180	GENERAL/SE LF- GENERATING
BINGHAM,BRIANNA	PITTSBURGH, PA	Conf/Semnr/Wkshp	124	GENERAL/SE LF- GENERATING
BINGHAM,BRIANNA	PITTSBURGH, PA	Conf/Semnr/Wkshp	592	GENERAL/SE LF- GENERATING
BINGHAM,BRIANNA	PITTSBURGH, PA	Conf/Semnr/Wkshp	111	GENERAL/SE LF- GENERATING

**OUT-OF-STATE TRAVEL
FISCAL YEAR 2020**

University of Southern Mississippi (268-00)

Name of Agency

Note: All expenditures recorded on this form must be totaled and said total must agree with the out-of-state travel amount indicated for FY 2018 on Form Mbr-1, line 1.A.2.b.

Employee's Name	Destination	Purpose	Travel Cost	Funding Source
BINGHAM,BRIANNA	PITTSBURGH, PA	Conf/Semnr/Wkshp	120	GENERAL/SE LF- GENERATING
BLACKBURN,RUSSELL	BIRMINGHAM, AL	Recruitment	50	GENERAL/SE LF- GENERATING
BOLTON,JOEL FLETCHER	ATLANTA, GA	Conf/Semnr/Wkshp	797	GENERAL/SE LF- GENERATING
BOLTON,JOEL FLETCHER	ST. PETE BEACH, FL	Conf/Semnr/Wkshp	662	GENERAL/SE LF- GENERATING
BOLTON,JOEL FLETCHER	ATLANTA, GA	Conf/Semnr/Wkshp	131	GENERAL/SE LF- GENERATING
BOLTON,JOEL FLETCHER	ST. PETE BEACH, FL	Conf/Semnr/Wkshp	129	GENERAL/SE LF- GENERATING
BOLTON,JOEL FLETCHER	ATLANTA, GA	Conf/Semnr/Wkshp	110	GENERAL/SE LF- GENERATING
BOLTON,JOEL FLETCHER	ST. PETE BEACH, FL	Conf/Semnr/Wkshp	248	GENERAL/SE LF- GENERATING
BOLTON,JOEL FLETCHER	ATLANTA, GA	Conf/Semnr/Wkshp	73	GENERAL/SE LF- GENERATING
BOLTON,JOEL FLETCHER	ST. PETE BEACH, FL	Conf/Semnr/Wkshp	119	GENERAL/SE LF- GENERATING
BOLTON,JOEL FLETCHER	ATLANTA, GA	Conf/Semnr/Wkshp	378	GENERAL/SE LF- GENERATING
BOLTON,JOEL FLETCHER	ST. PETE BEACH, FL	Conf/Semnr/Wkshp	170	GENERAL/SE LF- GENERATING
BOUNDS,DAVID A	NEW ORLEANS LA	Business Meeting	272	GENERAL/SE LF- GENERATING
BOUNDS,DAVID A	NEW ORLEANS LA	Business Meeting	121	GENERAL/SE LF- GENERATING
BOUNDS,DAVID A	NEW ORLEANS LA	Business Meeting	36	GENERAL/SE LF- GENERATING
BOYER,LEMUEL	KANSAS CITY,MO	Conf/Semnr/Wkshp	1,124	GENERAL/SE LF- GENERATING
BOYER,LEMUEL	SALT LK CITY UT	Conf/Semnr/Wkshp	889	GENERAL/SE LF- GENERATING

**OUT-OF-STATE TRAVEL
FISCAL YEAR 2020**

University of Southern Mississippi (268-00)

Name of Agency

Note: All expenditures recorded on this form must be totaled and said total must agree with the out-of-state travel amount indicated for FY 2018 on Form Mbr-1, line 1.A.2.b.

Employee's Name	Destination	Purpose	Travel Cost	Funding Source
BOYER,LEMUEL	KANSAS CITY,MO	Conf/Semnr/Wkshp	112	GENERAL/SE LF- GENERATING
BOYER,LEMUEL	SALT LK CITY UT	Conf/Semnr/Wkshp	114	GENERAL/SE LF- GENERATING
BOYER,LEMUEL	PTE/KANSAS CITY, MO	Conf/Semnr/Wkshp	541	GENERAL/SE LF- GENERATING
BOYER,LEMUEL	PTE/SALT LAKE CITY, UT	Conf/Semnr/Wkshp	792	GENERAL/SE LF- GENERATING
BOYER,LEMUEL	KANSAS CITY,MO	Conf/Semnr/Wkshp	68	GENERAL/SE LF- GENERATING
BOYER,LEMUEL	SALT LK CITY UT	Conf/Semnr/Wkshp	56	GENERAL/SE LF- GENERATING
BRANNOCK,JENNIFER	NORFOLK, VA	Other	806	GENERAL/SE LF- GENERATING
BRANNOCK,JENNIFER	NORFOLK, VA	Other	1,021	GENERAL/SE LF- GENERATING
BRANNOCK,JENNIFER	NORFOLK, VA	Other	53	GENERAL/SE LF- GENERATING
BRIDENBAKER,JONTHAN	HARRISONBURG VA	Conf/Semnr/Wkshp	56	GENERAL/SE LF- GENERATING
BRINK,ALYSON ALAYNE	NORMAN, OK	Business Meeting	725	GENERAL/SE LF- GENERATING
BROOME,JOHNATHAN HUGH	HOUSTON, TX	Conf/Semnr/Wkshp	409	GENERAL/SE LF- GENERATING
BROOME,JOHNATHAN HUGH	NEW ORLEANS, LA	Conf/Semnr/Wkshp	633	GENERAL/SE LF- GENERATING
BROOME,JOHNATHAN HUGH	HOUSTON, TX	Conf/Semnr/Wkshp	133	GENERAL/SE LF- GENERATING
BROOME,JOHNATHAN HUGH	NEW ORLEANS, LA	Conf/Semnr/Wkshp	134	GENERAL/SE LF- GENERATING
BROOME,JOHNATHAN HUGH	PTE/HOUSTON, TX	Conf/Semnr/Wkshp	151	GENERAL/SE LF- GENERATING
BROOME,JOHNATHAN HUGH	HOUSTON, TX	Conf/Semnr/Wkshp	115	GENERAL/SE LF- GENERATING

**OUT-OF-STATE TRAVEL
FISCAL YEAR 2020**

University of Southern Mississippi (268-00)

Name of Agency

Note: All expenditures recorded on this form must be totaled and said total must agree with the out-of-state travel amount indicated for FY 2018 on Form Mbr-1, line 1.A.2.b.

Employee's Name	Destination	Purpose	Travel Cost	Funding Source
BROOME,JOHNATHAN HUGH	NEW ORLEANS, LA	Conf/Semnr/Wkshp	30	GENERAL/SE LF- GENERATING
BROOME,JOHNATHAN HUGH	PTE/HOUSTON, TX	Conf/Semnr/Wkshp	50	GENERAL/SE LF- GENERATING
BROOME,JOHNATHAN HUGH	NEW ORLEANS, LA	Conf/Semnr/Wkshp	285	GENERAL/SE LF- GENERATING
BROWN,GROVER JAMES	CHARLESTON, SC	Other	458	GENERAL/SE LF- GENERATING
BROWN,GROVER JAMES	CHARLESTON, SC	Other	42	GENERAL/SE LF- GENERATING
BROWN,VICTORIA L	BOWLING GREEN, OH	Conf/Semnr/Wkshp	150	GENERAL/SE LF- GENERATING
BRUMFIELD,LESLEY ELISE	ATLANTA, GA	Conf/Semnr/Wkshp	1,063	GENERAL/SE LF- GENERATING
BRUMFIELD,LESLEY ELISE	KANSAS CITY MO	Conf/Semnr/Wkshp	1,083	GENERAL/SE LF- GENERATING
BRUMFIELD,LESLEY ELISE	KANSAS CITY MO	Conf/Semnr/Wkshp	12	GENERAL/SE LF- GENERATING
BRUMFIELD,LESLEY ELISE	PTE/KANSAS CITY, MO	Conf/Semnr/Wkshp	439	GENERAL/SE LF- GENERATING
BRUMFIELD,LESLEY ELISE	KANSAS CITY MO	Conf/Semnr/Wkshp	120	GENERAL/SE LF- GENERATING
BRUMFIELD,LESLEY ELISE	ATLANTA, GA	Research and Teaching	137	GENERAL/SE LF- GENERATING
BRUTON,SAMUEL	CHICAGO, IL	Conf/Semnr/Wkshp	749	GENERAL/SE LF- GENERATING
BRUTON,SAMUEL	CHICAGO, IL	Conf/Semnr/Wkshp	393	GENERAL/SE LF- GENERATING
BRUTON,SAMUEL	CHICAGO, IL	Conf/Semnr/Wkshp	54	GENERAL/SE LF- GENERATING
BSC E&G	LAKE THOREAU, MS	Business Meeting	440	GENERAL/SE LF- GENERATING
BURKS,STANLEY J	BEAUFORT, SC	Other	595	GENERAL/SE LF- GENERATING

**OUT-OF-STATE TRAVEL
FISCAL YEAR 2020**

University of Southern Mississippi (268-00)

Name of Agency

Note: All expenditures recorded on this form must be totaled and said total must agree with the out-of-state travel amount indicated for FY 2018 on Form Mbr-1, line 1.A.2.b.

Employee's Name	Destination	Purpose	Travel Cost	Funding Source
BURKS,STANLEY J	FT.WORTH, TX	Conf/Semnr/Wkshp	532	GENERAL/SE LF- GENERATING
BURKS,STANLEY J	MANASSAS, VA	Other	317	GENERAL/SE LF- GENERATING
BURKS,STANLEY J	MANASSAS, VA	Other	424	GENERAL/SE LF- GENERATING
BURKS,STANLEY J	FAYETTEVILLE AR	Business Meeting	914	GENERAL/SE LF- GENERATING
BURKS,STANLEY J	FT.WORTH, TX	Observation	435	GENERAL/SE LF- GENERATING
BURKS,STANLEY J	BEAUFORT, SC	Other	1,185	GENERAL/SE LF- GENERATING
BURKS,STANLEY J	PTE/BEAUFORT, SC	Recruitment	3,100	GENERAL/SE LF- GENERATING
BURKS,STANLEY J	ST PETERSBURG, FL	Business Meeting	253	GENERAL/SE LF- GENERATING
BURKS,STANLEY J	ST PETERSBURG, FL	Business Meeting	79	GENERAL/SE LF- GENERATING
BUTTS,MARY JANE	NEW ORLEANS LA	Conf/Semnr/Wkshp	941	GENERAL/SE LF- GENERATING
BUTTS,MARY JANE	NEW ORLEANS LA	Conf/Semnr/Wkshp	122	GENERAL/SE LF- GENERATING
BUTTS,MARY JANE	NEW ORLEANS LA	Conf/Semnr/Wkshp	136	GENERAL/SE LF- GENERATING
CAMPBELL,CHRISTOPHER	CHICAGO, IL	Conf/Semnr/Wkshp	844	GENERAL/SE LF- GENERATING
CAMPBELL,CHRISTOPHER	CHICAGO, IL	Conf/Semnr/Wkshp	380	GENERAL/SE LF- GENERATING
CAMPBELL,CHRISTOPHER	CHICAGO, IL	Conf/Semnr/Wkshp	95	GENERAL/SE LF- GENERATING
CAMPBELL,CHRISTOPHER	CHICAGO, IL	Conf/Semnr/Wkshp	180	GENERAL/SE LF- GENERATING
CAO,JOANNE TRAN	LOUISVILLE, KY	Conf/Semnr/Wkshp	676	GENERAL/SE LF- GENERATING

**OUT-OF-STATE TRAVEL
FISCAL YEAR 2020**

University of Southern Mississippi (268-00)

Name of Agency

Note: All expenditures recorded on this form must be totaled and said total must agree with the out-of-state travel amount indicated for FY 2018 on Form Mbr-1, line 1.A.2.b.

Employee's Name	Destination	Purpose	Travel Cost	Funding Source
CAO,JOANNE TRAN	LOUISVILLE, KY	Conf/Semnr/Wkshp	98	GENERAL/SE LF- GENERATING
CAO,JOANNE TRAN	LOUISVILLE, KY	Conf/Semnr/Wkshp	345	GENERAL/SE LF- GENERATING
CAO,JOANNE TRAN	LOUISVILLE, KY	Conf/Semnr/Wkshp	139	GENERAL/SE LF- GENERATING
CAO,JOANNE TRAN	LOUISVILLE, KY	Conf/Semnr/Wkshp	325	GENERAL/SE LF- GENERATING
CAREY,CRAIG	ATLANTA, GA	Presentation	505	GENERAL/SE LF- GENERATING
CAREY,CRAIG	ATLANTA, GA	Presentation	410	GENERAL/SE LF- GENERATING
CAREY,CRAIG	ATLANTA, GA	Presentation	90	GENERAL/SE LF- GENERATING
CAREY,CRAIG	ATLANTA, GA	Presentation	140	GENERAL/SE LF- GENERATING
CARLAN,PHIL	NEW ORLEANS, LA	Conf/Semnr/Wkshp	562	GENERAL/SE LF- GENERATING
CARLAN,PHIL	NEW ORLEANS, LA	Conf/Semnr/Wkshp	332	GENERAL/SE LF- GENERATING
CARLAN,PHIL	NEW ORLEANS, LA	Conf/Semnr/Wkshp	54	GENERAL/SE LF- GENERATING
CARLAN,PHIL	NEW ORLEANS, LA	Conf/Semnr/Wkshp	54	GENERAL/SE LF- GENERATING
CARLAN,PHIL	NEW ORLEANS, LA	Conf/Semnr/Wkshp	72	GENERAL/SE LF- GENERATING
CARLAN,PHIL	NEW ORLEANS, LA	Conf/Semnr/Wkshp	42	GENERAL/SE LF- GENERATING
CARLAN,PHIL	NEW ORLEANS, LA	Conf/Semnr/Wkshp	70	GENERAL/SE LF- GENERATING
CARPENTER,LISA WILKS	ATLANTA GA	Conf/Semnr/Wkshp	1,022	GENERAL/SE LF- GENERATING
CARPENTER,LISA WILKS	ATLANTA GA	Conf/Semnr/Wkshp	76	GENERAL/SE LF- GENERATING

**OUT-OF-STATE TRAVEL
FISCAL YEAR 2020**

University of Southern Mississippi (268-00)

Name of Agency

Note: All expenditures recorded on this form must be totaled and said total must agree with the out-of-state travel amount indicated for FY 2018 on Form Mbr-1, line 1.A.2.b.

Employee's Name	Destination	Purpose	Travel Cost	Funding Source
CARPENTER,LISA WILKS	PTE/ATLANTA, GA	Conf/Semnr/Wkshp	378	GENERAL/SE LF- GENERATING
CARTER,DAVID	ATLANTA, GA	Conf/Semnr/Wkshp	489	GENERAL/SE LF- GENERATING
CARTER,DAVID	ATLANTA, GA	Conf/Semnr/Wkshp	135	GENERAL/SE LF- GENERATING
CATE,SARAH DIANE	PHILADELPHIA, PA	Conf/Semnr/Wkshp	199	GENERAL/SE LF- GENERATING
CATE,SARAH DIANE	PHILADELPHIA, PA	Conf/Semnr/Wkshp	129	GENERAL/SE LF- GENERATING
CATE,SARAH DIANE	PHILADELPHIA, PA	Conf/Semnr/Wkshp	359	GENERAL/SE LF- GENERATING
CATE,SARAH DIANE	PHILADELPHIA, PA	Conf/Semnr/Wkshp	21	GENERAL/SE LF- GENERATING
CHANDLER,CHARLES	FRISCO, TX	Conf/Semnr/Wkshp	1,124	GENERAL/SE LF- GENERATING
CHANDLER,CHARLES	FRISCO, TX	Conf/Semnr/Wkshp	228	GENERAL/SE LF- GENERATING
CHEN,CHING-SHYANG	ST LOUIS MO	Business Meeting	99	GENERAL/SE LF- GENERATING
CHEN,CHING-SHYANG	ST LOUIS MO	Business Meeting	291	GENERAL/SE LF- GENERATING
CHERLY, JENKINS	CHICAGO, IL	Registration Fees Workshop	355	GENERAL/SE LF- GENERATING
CLASSEN,AUDRA	PORTLAND, OR	Conf/Semnr/Wkshp	335	GENERAL/SE LF- GENERATING
CLASSEN,AUDRA	PORTLAND, OR	Conf/Semnr/Wkshp	120	GENERAL/SE LF- GENERATING
CLASSEN,AUDRA	PORTLAND, OR	Conf/Semnr/Wkshp	350	GENERAL/SE LF- GENERATING
COATS,AMBER	WASHINGTON, DC	Presentation	1,491	GENERAL/SE LF- GENERATING
COATS,AMBER	WASHINGTON, DC	Presentation	149	GENERAL/SE LF- GENERATING

**OUT-OF-STATE TRAVEL
FISCAL YEAR 2020**

University of Southern Mississippi (268-00)

Name of Agency

Note: All expenditures recorded on this form must be totaled and said total must agree with the out-of-state travel amount indicated for FY 2018 on Form Mbr-1, line 1.A.2.b.

Employee's Name	Destination	Purpose	Travel Cost	Funding Source
COATS,AMBER	WASHINGTON, DC	Presentation	122	GENERAL/SE LF- GENERATING
COATS,AMBER	WASHINGTON, DC	Presentation	126	GENERAL/SE LF- GENERATING
COATS,AMBER	PTE/WASHINGTON, DC	Conf/Semnr/Wkshp	48	GENERAL/SE LF- GENERATING
COBB,MICHAEL	MINETTE, AL	Business Meeting	23	GENERAL/SE LF- GENERATING
COCHRAN,DAVID M	NEW ORLEANS, LA	Research and Teaching	1,175	GENERAL/SE LF- GENERATING
COCHRAN,DAVID M	NEW ORLEANS, LA	Research and Teaching	42	GENERAL/SE LF- GENERATING
COCHRAN,DAVID M	NEW ORLEANS, LA	Research and Teaching	82	GENERAL/SE LF- GENERATING
COCHRAN,KATHERINE	AUSTIN, TX	Conf/Semnr/Wkshp	958	GENERAL/SE LF- GENERATING
COCHRAN,KATHERINE	AUSTIN, TX	Conf/Semnr/Wkshp	217	GENERAL/SE LF- GENERATING
COLEMAN,LOREN BELLE SAXTON	TUSCALOOSA, AL	Conf/Semnr/Wkshp	97	GENERAL/SE LF- GENERATING
COLEMAN,LOREN BELLE SAXTON	TUSCALOOSA, AL	Conf/Semnr/Wkshp	130	GENERAL/SE LF- GENERATING
COLEMAN,LOREN BELLE SAXTON	CHICAGO, IL	Conf/Semnr/Wkshp	280	GENERAL/SE LF- GENERATING
COLEMAN,LOREN BELLE SAXTON	DALLAS, TX	Conf/Semnr/Wkshp	609	GENERAL/SE LF- GENERATING
COLEMAN,LOREN BELLE SAXTON	CHICAGO, IL	Conf/Semnr/Wkshp	124	GENERAL/SE LF- GENERATING
COLEMAN,LOREN BELLE SAXTON	CHICAGO, IL	Conf/Semnr/Wkshp	275	GENERAL/SE LF- GENERATING
COLEMAN,LOREN BELLE SAXTON	DALLAS, TX	Conf/Semnr/Wkshp	53	GENERAL/SE LF- GENERATING
COLEMAN,LOREN BELLE SAXTON	CHICAGO, IL	Conf/Semnr/Wkshp	161	GENERAL/SE LF- GENERATING

**OUT-OF-STATE TRAVEL
FISCAL YEAR 2020**

University of Southern Mississippi (268-00)

Name of Agency

Note: All expenditures recorded on this form must be totaled and said total must agree with the out-of-state travel amount indicated for FY 2018 on Form Mbr-1, line 1.A.2.b.

Employee's Name	Destination	Purpose	Travel Cost	Funding Source
COLEMAN,LOREN BELLE SAXTON	DALLAS, TX	Conf/Semnr/Wkshp	37	GENERAL/SE LF- GENERATING
COLEMAN,LOREN BELLE SAXTON	CHICAGO, IL	Conf/Semnr/Wkshp	355	GENERAL/SE LF- GENERATING
COLEMAN,LOREN BELLE SAXTON	DALLAS, TX	Conf/Semnr/Wkshp	435	GENERAL/SE LF- GENERATING
COLEMAN,MARCUS J	NASHVILLE, TN	Conf/Semnr/Wkshp	800	GENERAL/SE LF- GENERATING
COLL,JAMES	MENLO PARK CA	Conf/Semnr/Wkshp	1,157	GENERAL/SE LF- GENERATING
COLL,JAMES	MENLO PARK CA	Conf/Semnr/Wkshp	131	GENERAL/SE LF- GENERATING
COLL,JAMES	MENLO PARK CA	Conf/Semnr/Wkshp	418	GENERAL/SE LF- GENERATING
COLL,JAMES	MENLO PARK CA	Conf/Semnr/Wkshp	124	GENERAL/SE LF- GENERATING
COLLINS,MARY JANE	SEATTLE, WA	Conf/Semnr/Wkshp	1,239	GENERAL/SE LF- GENERATING
COLLINS,MARY JANE	WASHINGTON DC	Conf/Semnr/Wkshp	2,312	GENERAL/SE LF- GENERATING
COLLINS,MARY JANE	SEATTLE, WA	Conf/Semnr/Wkshp	481	GENERAL/SE LF- GENERATING
COLLINS,MARY JANE	WASHINGTON DC	Conf/Semnr/Wkshp	287	GENERAL/SE LF- GENERATING
COLLINS,MARY JANE	WASHINGTON DC	Conf/Semnr/Wkshp	223	GENERAL/SE LF- GENERATING
COLLINS,MARY JANE	SEATTLE, WA	Conf/Semnr/Wkshp	699	GENERAL/SE LF- GENERATING
CONLEY,KEITH	TAMPA BAY FL	Conf/Semnr/Wkshp	380	GENERAL/SE LF- GENERATING
CONLIN,LINDSEY THERESA	TUSCALOOSA, AL	Presentation	199	GENERAL/SE LF- GENERATING
CONLIN,LINDSEY THERESA	TUSCALOOSA, AL	Presentation	130	GENERAL/SE LF- GENERATING

**OUT-OF-STATE TRAVEL
FISCAL YEAR 2020**

University of Southern Mississippi (268-00)

Name of Agency

Note: All expenditures recorded on this form must be totaled and said total must agree with the out-of-state travel amount indicated for FY 2018 on Form Mbr-1, line 1.A.2.b.

Employee's Name	Destination	Purpose	Travel Cost	Funding Source
CONLIN,LINDSEY THERESA	CHICAGO, IL	Conf/Semnr/Wkshp	162	GENERAL/SE LF- GENERATING
CONLIN,LINDSEY THERESA	CHICAGO, IL	Conf/Semnr/Wkshp	124	GENERAL/SE LF- GENERATING
CONLIN,LINDSEY THERESA	CHICAGO, IL	Conf/Semnr/Wkshp	218	GENERAL/SE LF- GENERATING
CONLIN,LINDSEY THERESA	CHICAGO, IL	Conf/Semnr/Wkshp	108	GENERAL/SE LF- GENERATING
CONLIN,LINDSEY THERESA	CHICAGO, IL	Conf/Semnr/Wkshp	185	GENERAL/SE LF- GENERATING
CONNELL, ERICH	RESEARCH & TEACHING	Business Meeting	96	GENERAL/SE LF- GENERATING
CONNELL,GRADY ERICH	COLLEGE STATION, TX	Business Meeting	298	GENERAL/SE LF- GENERATING
CONNELL,GRADY ERICH	COLLEGE STATION, TX	Business Meeting	54	GENERAL/SE LF- GENERATING
CONNER,J SYD	WASHINGTON, DC	Conf/Semnr/Wkshp	1,286	GENERAL/SE LF- GENERATING
CONNER,J SYD	WASHINGTON, DC	Conf/Semnr/Wkshp	12	GENERAL/SE LF- GENERATING
CONNER,J SYD	PTE/WASHINGTON, DC	Conf/Semnr/Wkshp	479	GENERAL/SE LF- GENERATING
CONNER,J SYD	WASHINGTON, DC	Conf/Semnr/Wkshp	96	GENERAL/SE LF- GENERATING
COOK,CHARLES	SEARCY, AR	Observation	582	GENERAL/SE LF- GENERATING
COOK,CHARLES	SEARCY, AR	Observation	460	GENERAL/SE LF- GENERATING
COOPER,DARRIN C	CARY, NC	Other	495	GENERAL/SE LF- GENERATING
COOPER,DARRIN C	CARY, NC	Other	54	GENERAL/SE LF- GENERATING
COOPER,DARRIN C	PTE/CARY, NC	Other	176	GENERAL/SE LF- GENERATING

**OUT-OF-STATE TRAVEL
FISCAL YEAR 2020**

University of Southern Mississippi (268-00)

Name of Agency

Note: All expenditures recorded on this form must be totaled and said total must agree with the out-of-state travel amount indicated for FY 2018 on Form Mbr-1, line 1.A.2.b.

Employee's Name	Destination	Purpose	Travel Cost	Funding Source
COOPER,DARRIN C	CARY, NC	Other	96	GENERAL/SE LF- GENERATING
COOPER,DARRIN C	PTE/CARY, NC	Other	309	GENERAL/SE LF- GENERATING
COOPER,DARRIN C	CARY, NC	Other	285	GENERAL/SE LF- GENERATING
CORRIE, STRINGE	BETHESDA, MA	Conference	720	GENERAL/SE LF- GENERATING
COURTS,JENNIFER	CHARLESTON, SC	Presentation	318	GENERAL/SE LF- GENERATING
COURTS,JENNIFER	COLUMBUS, OH	Conf/Semnr/Wkshp	422	GENERAL/SE LF- GENERATING
COURTS,JENNIFER	CHARLESTON, SC	Presentation	72	GENERAL/SE LF- GENERATING
COURTS,JENNIFER	CHARLESTON, SC	Presentation	204	GENERAL/SE LF- GENERATING
COURTS,JENNIFER	COLUMBUS, OH	Conf/Semnr/Wkshp	214	GENERAL/SE LF- GENERATING
COURTS,JENNIFER	CHARLESTON, SC	Presentation	69	GENERAL/SE LF- GENERATING
COURTS,JENNIFER	COLUMBUS, OH	Conf/Semnr/Wkshp	46	GENERAL/SE LF- GENERATING
CRAIG,RICHARD	S.LAKE CITY, UT	Conf/Semnr/Wkshp	769	GENERAL/SE LF- GENERATING
CRAIG,RICHARD	S.LAKE CITY, UT	Conf/Semnr/Wkshp	792	GENERAL/SE LF- GENERATING
CRAIG,RICHARD	S.LAKE CITY, UT	Conf/Semnr/Wkshp	10	GENERAL/SE LF- GENERATING
CRAWFORD, DEENA	DENVER, CO	Registration Fee Conference	530	GENERAL/SE LF- GENERATING
CRAWFORD,DEENA	DENVER, CO	Conf/Semnr/Wkshp	78	GENERAL/SE LF- GENERATING
CRAWFORD,DEENA	DENVER, CO	Conf/Semnr/Wkshp	1,363	GENERAL/SE LF- GENERATING

**OUT-OF-STATE TRAVEL
FISCAL YEAR 2020**

University of Southern Mississippi (268-00)

Name of Agency

Note: All expenditures recorded on this form must be totaled and said total must agree with the out-of-state travel amount indicated for FY 2018 on Form Mbr-1, line 1.A.2.b.

Employee's Name	Destination	Purpose	Travel Cost	Funding Source
CRAWFORD,DEENA	PTE/DENVER,CO	Conf/Semnr/Wkshp	370	GENERAL/SE LF- GENERATING
CRAWFORD,DEENA	DENVER, CO	Conf/Semnr/Wkshp	257	GENERAL/SE LF- GENERATING
CROFT, CHRIS	CLEVELAND, MS	Conf/Semnr/Wkshp	28	GENERAL/SE LF- GENERATING
CUNNINGHAM,CHRISTOPHER	CRYSTAL CITY, VA	Conf/Semnr/Wkshp	876	GENERAL/SE LF- GENERATING
CUNNINGHAM,CHRISTOPHER	DENVER, CO	Conf/Semnr/Wkshp	785	GENERAL/SE LF- GENERATING
CUNNINGHAM,CHRISTOPHER	CRYSTAL CITY, VA	Conf/Semnr/Wkshp	75	GENERAL/SE LF- GENERATING
CUNNINGHAM,CHRISTOPHER	DENVER, CO	Conf/Semnr/Wkshp	75	GENERAL/SE LF- GENERATING
CUNNINGHAM,CHRISTOPHER	DENVER, CO	Conf/Semnr/Wkshp	336	GENERAL/SE LF- GENERATING
CUNNINGHAM,CHRISTOPHER	CRYSTAL CITY, VA	Conf/Semnr/Wkshp	354	GENERAL/SE LF- GENERATING
CUNNINGHAM,CHRISTOPHER	DENVER, CO	Conf/Semnr/Wkshp	626	GENERAL/SE LF- GENERATING
CUNNINGHAM,CHRISTOPHER	CRYSTAL CITY, VA	Conf/Semnr/Wkshp	60	GENERAL/SE LF- GENERATING
CUNNINGHAM,CHRISTOPHER	DENVER, CO	Conf/Semnr/Wkshp	67	GENERAL/SE LF- GENERATING
CUNNINGHAM,CHRISTOPHER	CRYSTAL CITY, VA	Conf/Semnr/Wkshp	305	GENERAL/SE LF- GENERATING
CUNNINGHAM,CHRISTOPHER	DENVER, CO	Conf/Semnr/Wkshp	440	GENERAL/SE LF- GENERATING
CURTIS,ROBYN	PHILADELPHIA, PA	Conf/Semnr/Wkshp	495	GENERAL/SE LF- GENERATING
CURTIS,ROBYN	NASHVILLE, TN	Other	353	GENERAL/SE LF- GENERATING
CURTIS,ROBYN	NASHVILLE, TN	Other	204	GENERAL/SE LF- GENERATING

**OUT-OF-STATE TRAVEL
FISCAL YEAR 2020**

University of Southern Mississippi (268-00)

Name of Agency

Note: All expenditures recorded on this form must be totaled and said total must agree with the out-of-state travel amount indicated for FY 2018 on Form Mbr-1, line 1.A.2.b.

Employee's Name	Destination	Purpose	Travel Cost	Funding Source
CURTIS,ROBYN	PHILADELPHIA, PA	Conf/Semnr/Wkshp	694	GENERAL/SE LF- GENERATING
CURTIS,ROBYN	PHILADELPHIA, PA	Conf/Semnr/Wkshp	132	GENERAL/SE LF- GENERATING
CURTIS,ROBYN	PHILADELPHIA,PA	Conference	495	GENERAL/SE LF- GENERATING
CURTIS,ROBYN	PHILADELPHIA, PA	Conf/Semnr/Wkshp	121	GENERAL/SE LF- GENERATING
CYNTHIA, LITTLEJOHN	BOULDER, CO	Conference	250	GENERAL/SE LF- GENERATING
DANA, BERRY	ST. LOUIS, MO	Registration Fee Conference	400	GENERAL/SE LF- GENERATING
DANFORTH,MARIE ELAINE	PTE/DC	Conf/Semnr/Wkshp	439	GENERAL/SE LF- GENERATING
DANFORTH,MARIE ELAINE	WASHINGTON, DC	Conf/Semnr/Wkshp	404	GENERAL/SE LF- GENERATING
DANFORTH,MARIE ELAINE	WASHINGTON, DC	Conf/Semnr/Wkshp	77	GENERAL/SE LF- GENERATING
DANFORTH,MARIE ELAINE	WASHINGTON, DC	Conf/Semnr/Wkshp	81	GENERAL/SE LF- GENERATING
DAVIES,DAVID R	CHICAGO, IL	Conf/Semnr/Wkshp	657	GENERAL/SE LF- GENERATING
DAVIES,DAVID R	LITTLE ROCK, AR	Conf/Semnr/Wkshp	577	GENERAL/SE LF- GENERATING
DAVIES,DAVID R	SERCY, AR	Conf/Semnr/Wkshp	30	GENERAL/SE LF- GENERATING
DAVIES,DAVID R	CHICAGO, IL	Conf/Semnr/Wkshp	124	GENERAL/SE LF- GENERATING
DAVIES,DAVID R	CHICAGO, IL	Conf/Semnr/Wkshp	250	GENERAL/SE LF- GENERATING
DAVIES,DAVID R	CHICAGO, IL	Conf/Semnr/Wkshp	6	GENERAL/SE LF- GENERATING
DAVIES,DAVID R	LITTLE ROCK, AR	Conf/Semnr/Wkshp	95	GENERAL/SE LF- GENERATING

**OUT-OF-STATE TRAVEL
FISCAL YEAR 2020**

University of Southern Mississippi (268-00)

Name of Agency

Note: All expenditures recorded on this form must be totaled and said total must agree with the out-of-state travel amount indicated for FY 2018 on Form Mbr-1, line 1.A.2.b.

Employee's Name	Destination	Purpose	Travel Cost	Funding Source
DAVIES,DAVID R	CHICAGO, IL	Conf/Semnr/Wkshp	185	GENERAL/SE LF- GENERATING
DAVIES,DAVID R	LITTLE ROCK, AR	Conf/Semnr/Wkshp	322	GENERAL/SE LF- GENERATING
DAVIES,DAVID R	SERCY, AR	Conf/Semnr/Wkshp	75	GENERAL/SE LF- GENERATING
DAVIS,JESSICA TYLER	HOUMA, LA	Recruitment	179	GENERAL/SE LF- GENERATING
DEAN,CATHERINE	DENVER, CO	Conf/Semnr/Wkshp	487	GENERAL/SE LF- GENERATING
DEAN,CATHERINE	DENVER, CO	Conf/Semnr/Wkshp	12	GENERAL/SE LF- GENERATING
DEANS,JEREMY	NEW ORLEANS LA	Conf/Semnr/Wkshp	537	GENERAL/SE LF- GENERATING
DEANS,JEREMY	NEW ORLEANS LA	Conf/Semnr/Wkshp	263	GENERAL/SE LF- GENERATING
DEBORAH, HILL	KANSAS CITY, MO	Registration Fee Conference	448	GENERAL/SE LF- GENERATING
DICKERSON,MAGGIE LEA	ATLANTA, GA	Conf/Semnr/Wkshp	128	GENERAL/SE LF- GENERATING
DICKERSON,MAGGIE LEA	ATLANTA, GA	Conf/Semnr/Wkshp	200	GENERAL/SE LF- GENERATING
DING,JIU	ANTIOCH TN	Presentation	414	GENERAL/SE LF- GENERATING
DING,JIU	ANTIOCH TN	Presentation	351	GENERAL/SE LF- GENERATING
DING,JIU	ANTIOCH TN	Presentation	90	GENERAL/SE LF- GENERATING
DOAN,ROBERT	KANSAS CITY, MO	Conf/Semnr/Wkshp	938	GENERAL/SE LF- GENERATING
DOAN,ROBERT	KANSAS CITY, MO	Conf/Semnr/Wkshp	62	GENERAL/SE LF- GENERATING
DONNELLY,QUINTIN P	PENSACOLA, FL	Conf/Semnr/Wkshp	350	GENERAL/SE LF- GENERATING

**OUT-OF-STATE TRAVEL
FISCAL YEAR 2020**

University of Southern Mississippi (268-00)

Name of Agency

Note: All expenditures recorded on this form must be totaled and said total must agree with the out-of-state travel amount indicated for FY 2018 on Form Mbr-1, line 1.A.2.b.

Employee's Name	Destination	Purpose	Travel Cost	Funding Source
DORNAN, ERIN	ACT ACADEMICWORKS INC	Conference	425	GENERAL/SE LF- GENERATING
DORNAN,ERIN L	ATLANTA GA	Conf/Semnr/Wkshp	295	GENERAL/SE LF- GENERATING
DORNAN,ERIN L	ATLANTA GA	Conf/Semnr/Wkshp	76	GENERAL/SE LF- GENERATING
DORNAN,ERIN L	ATLANTA GA	Conf/Semnr/Wkshp	111	GENERAL/SE LF- GENERATING
DORNAN,ERIN L	PTE/ATLANTA, GA	Conf/Semnr/Wkshp	593	GENERAL/SE LF- GENERATING
DOUBLE TREE BY HILTON	ORLANDO, FL	Conf/Semnr/Wkshp	8,132	GENERAL/SE LF- GENERATING
DRISKELL,CHAD	SHREVEPORT, LA	Business Meeting	186	GENERAL/SE LF- GENERATING
DRISKELL,CHAD	WASHINGTON DC	Business Meeting	460	GENERAL/SE LF- GENERATING
DRISKELL,CHAD	DC	Conf/Semnr/Wkshp	885	GENERAL/SE LF- GENERATING
DRISKELL,CHAD	DC	Business Meeting	725	GENERAL/SE LF- GENERATING
DRISKELL,CHAD	SHREVEPORT, LA	Business Meeting	14	GENERAL/SE LF- GENERATING
DRISKELL,CHAD	DC	Business Meeting	295	GENERAL/SE LF- GENERATING
DRISKELL,CHAD	WASHINGTON, DC	Business Meeting	699	GENERAL/SE LF- GENERATING
DRISKELL,CHAD	WASHINGTON, DC	Business Meeting	58	GENERAL/SE LF- GENERATING
DUAN,XIAOJIE	NEW ORLEANS LA	Conf/Semnr/Wkshp	233	GENERAL/SE LF- GENERATING
DUAN,XIAOJIE	NEW ORLEANS LA	Conf/Semnr/Wkshp	68	GENERAL/SE LF- GENERATING
DUAN,XIAOJIE	PTE/NEW ORLEANS LA	Conf/Semnr/Wkshp	335	GENERAL/SE LF- GENERATING

**OUT-OF-STATE TRAVEL
FISCAL YEAR 2020**

University of Southern Mississippi (268-00)

Name of Agency

Note: All expenditures recorded on this form must be totaled and said total must agree with the out-of-state travel amount indicated for FY 2018 on Form Mbr-1, line 1.A.2.b.

Employee's Name	Destination	Purpose	Travel Cost	Funding Source
EASTERWOOD,ALLYSON GOODWIN	FORT WORTH TX	Business Meeting	781	GENERAL/SE LF- GENERATING
EASTERWOOD,ALLYSON GOODWIN	FORT WORTH TX	Business Meeting	73	GENERAL/SE LF- GENERATING
EASTERWOOD,ALLYSON GOODWIN	FORT WORTH TX	Business Meeting	240	GENERAL/SE LF- GENERATING
EASTERWOOD,ALLYSON GOODWIN	FORT WORTH TX	Business Meeting	139	GENERAL/SE LF- GENERATING
ERNST,HOUSTON S	DALLAS, TX	Business Meeting	261	GENERAL/SE LF- GENERATING
ERNST,HOUSTON S	ST PETERSBURG, FL	Business Meeting	265	GENERAL/SE LF- GENERATING
ERNST,HOUSTON S	WASHINGTON, DC	Business Meeting	428	GENERAL/SE LF- GENERATING
ERNST,HOUSTON S	DALLAS TX	Business Meeting	268	GENERAL/SE LF- GENERATING
ERNST,HOUSTON S	ST PETERSBURG, FL	Business Meeting	72	GENERAL/SE LF- GENERATING
ERNST,HOUSTON S	WASHINGTON, DC	Business Meeting	41	GENERAL/SE LF- GENERATING
ERNST,HOUSTON S	PTE/DALLAS, TX	Business Meeting	447	GENERAL/SE LF- GENERATING
ESTILL,APRIL	PTE/PORTLAND, OR	Conf/Semnr/Wkshp	382	GENERAL/SE LF- GENERATING
EVERLY,JACLYN S	DENVER, CO	Conf/Semnr/Wkshp	50	GENERAL/SE LF- GENERATING
EVERLY,JACLYN S	DENVER, CO	Conf/Semnr/Wkshp	254	GENERAL/SE LF- GENERATING
EVERLY,JACLYN S	DENVER, CO	Conf/Semnr/Wkshp	195	GENERAL/SE LF- GENERATING
FALER,MARTHA	ATLANTA GA	Conf/Semnr/Wkshp	112	GENERAL/SE LF- GENERATING
FALER,MARTHA	AUSTIN, TX	Conf/Semnr/Wkshp	656	GENERAL/SE LF- GENERATING

**OUT-OF-STATE TRAVEL
FISCAL YEAR 2020**

University of Southern Mississippi (268-00)

Name of Agency

Note: All expenditures recorded on this form must be totaled and said total must agree with the out-of-state travel amount indicated for FY 2018 on Form Mbr-1, line 1.A.2.b.

Employee's Name	Destination	Purpose	Travel Cost	Funding Source
FAVIDITAVANA,HADISEH	TAMPA, FL	Conf/Semnr/Wkshp	793	GENERAL/SE LF- GENERATING
FAVIDITAVANA,HADISEH	TAMPA, FL	Conf/Semnr/Wkshp	7	GENERAL/SE LF- GENERATING
FAVIDITAVANA,HADISEH	PHILADELPHIA, PA	Business Meeting	65	GENERAL/SE LF- GENERATING
FENNELL,DANA	TUSCON AZ	Research and Teaching	198	GENERAL/SE LF- GENERATING
FENNELL,DANA	NEW ORLEANS LA	Conf/Semnr/Wkshp	177	GENERAL/SE LF- GENERATING
FENNELL,DANA	NEW ORLEANS LA	Conf/Semnr/Wkshp	245	GENERAL/SE LF- GENERATING
FENNELL,DANA	NEW ORLEANS LA	Conf/Semnr/Wkshp	21	GENERAL/SE LF- GENERATING
FENNELL,DANA	NEW ORLEANS LA	Conf/Semnr/Wkshp	60	GENERAL/SE LF- GENERATING
FERGUSON,MARK P	KEYSTONE,CO	Conf/Semnr/Wkshp	444	GENERAL/SE LF- GENERATING
FERGUSON,MARK P	KEYSTONE, CO	Conf/Semnr/Wkshp	1,196	GENERAL/SE LF- GENERATING
FERGUSON,MARK P	KEYSTONE, CO	Conf/Semnr/Wkshp	129	GENERAL/SE LF- GENERATING
FERGUSON,MARK P	KEYSTONE, CO	Conf/Semnr/Wkshp	248	GENERAL/SE LF- GENERATING
FERGUSON,MARK P	KEYSTONE,CO	Conference	444	GENERAL/SE LF- GENERATING
FIRMIN, LYNNE	NEW ORLEANS, LA	Other	48	GENERAL/SE LF- GENERATING
FIRMIN, LYNNE	NEW ORLEANS, LA	Other	124	GENERAL/SE LF- GENERATING
FLETCHER, STACY REISCHMAN	ATLANTA, GA	Conf/Semnr/Wkshp	841	GENERAL/SE LF- GENERATING
FLETCHER, STACY REISCHMAN	ATLANTA, GA	Conf/Semnr/Wkshp	75	GENERAL/SE LF- GENERATING

**OUT-OF-STATE TRAVEL
FISCAL YEAR 2020**

University of Southern Mississippi (268-00)

Name of Agency

Note: All expenditures recorded on this form must be totaled and said total must agree with the out-of-state travel amount indicated for FY 2018 on Form Mbr-1, line 1.A.2.b.

Employee's Name	Destination	Purpose	Travel Cost	Funding Source
FLETCHER, STACY REISCHMAN	PTE/ATLANTA, GA	Conf/Semnr/Wkshp	268	GENERAL/SE LF- GENERATING
FLETCHER, STACY REISCHMAN	PTE/TUCSON, AZ	Conf/Semnr/Wkshp	372	GENERAL/SE LF- GENERATING
FLETCHER, STACY REISCHMAN	ATLANTA, GA	Conf/Semnr/Wkshp	85	GENERAL/SE LF- GENERATING
FLOWERS,ERRON	BATON ROUGE, LA	Recruitment	754	GENERAL/SE LF- GENERATING
FLOWERS,ERRON	BATON ROUGE, LA	Recruitment	121	GENERAL/SE LF- GENERATING
FLOWERS,ERRON	HUNTSVILLE, AL	Recruitment	119	GENERAL/SE LF- GENERATING
FLOWERS,ERRON	NEW ORLEANS, LA	Conf/Semnr/Wkshp	266	GENERAL/SE LF- GENERATING
FLOWERS,ERRON	NEW ORLEANS, LA	Conf/Semnr/Wkshp	791	GENERAL/SE LF- GENERATING
FLOWERS,STEVEN	SARASOTA, FL	Conf/Semnr/Wkshp	1,394	GENERAL/SE LF- GENERATING
FLOWERS,STEVEN	SARASOTA, FL	Conf/Semnr/Wkshp	734	GENERAL/SE LF- GENERATING
FLYNN,ELIZABETH R	PONTE VEDRA, FL	Conf/Semnr/Wkshp	643	GENERAL/SE LF- GENERATING
FLYNN,ELIZABETH R	PONTE VEDRA, FL	Conf/Semnr/Wkshp	572	GENERAL/SE LF- GENERATING
FLYNN,ELIZABETH R	PONTE VEDRA, FL	Conf/Semnr/Wkshp	320	GENERAL/SE LF- GENERATING
FOLEY,CHRISTOPHER DANIEL	LOS ANGELES CA	Conf/Semnr/Wkshp	202	GENERAL/SE LF- GENERATING
FOLEY,CHRISTOPHER DANIEL	LOS ANGELES CA	Conf/Semnr/Wkshp	398	GENERAL/SE LF- GENERATING
FOREMAN, CHRISTINA	DENVER, CO	Registration Fee Conference	1,875	GENERAL/SE LF- GENERATING
FOSTER,JAMYE	LOUISVILLE, KY	Conf/Semnr/Wkshp	968	GENERAL/SE LF- GENERATING

**OUT-OF-STATE TRAVEL
FISCAL YEAR 2020**

University of Southern Mississippi (268-00)

Name of Agency

Note: All expenditures recorded on this form must be totaled and said total must agree with the out-of-state travel amount indicated for FY 2018 on Form Mbr-1, line 1.A.2.b.

Employee's Name	Destination	Purpose	Travel Cost	Funding Source
FOSTER,JAMYE	LOUISVILLE, KY	Conf/Semnr/Wkshp	648	GENERAL/SE LF- GENERATING
FOSTER,JAMYE	LOUISVILLE, KY	Conf/Semnr/Wkshp	108	GENERAL/SE LF- GENERATING
FOSTER,JAMYE	LOUISVILLE, KY	Conf/Semnr/Wkshp	325	GENERAL/SE LF- GENERATING
FOWLER, TORIE T	CHICAGO, IL	Conf/Semnr/Wkshp	300	GENERAL/SE LF- GENERATING
FRANCIS,JESSICA	PHILADELPHIA, PA	Research and Teaching	878	GENERAL/SE LF- GENERATING
FRANCIS,JESSICA	PHILADELPHIA, PA	Research and Teaching	296	GENERAL/SE LF- GENERATING
FRANKE,DAMON	NEW ORLEANS, LA	Conf/Semnr/Wkshp	152	GENERAL/SE LF- GENERATING
FRANKE,DAMON	MEMPHIS, TN	Conf/Semnr/Wkshp	270	GENERAL/SE LF- GENERATING
FRANKE,DAMON	MEMPHIS, TN	Conf/Semnr/Wkshp	100	GENERAL/SE LF- GENERATING
FRANKE,DAMON	MEMPHIS, TN	Conf/Semnr/Wkshp	230	GENERAL/SE LF- GENERATING
FRASIER-ROBINSON,SUSAN	WEST VIRGINA	Conf/Semnr/Wkshp	546	GENERAL/SE LF- GENERATING
FRASIER-ROBINSON,SUSAN	WEST VIRGINA	Conf/Semnr/Wkshp	115	GENERAL/SE LF- GENERATING
FRASIER-ROBINSON,SUSAN	WEST VIRGINIA	Conf/Semnr/Wkshp	494	GENERAL/SE LF- GENERATING
FRASIER-ROBINSON,SUSAN	WEST VIRGINA	Conf/Semnr/Wkshp	86	GENERAL/SE LF- GENERATING
FRASIER-ROBINSON,SUSAN	WEST VIRGINIA	Conf/Semnr/Wkshp	65	GENERAL/SE LF- GENERATING
FULLER,GREGORY ALAN	SEATTLE WA	Research and Teaching	1,155	GENERAL/SE LF- GENERATING
FULLER,GREGORY ALAN	SEATTLE WA	Research and Teaching	133	GENERAL/SE LF- GENERATING

**OUT-OF-STATE TRAVEL
FISCAL YEAR 2020**

University of Southern Mississippi (268-00)

Name of Agency

Note: All expenditures recorded on this form must be totaled and said total must agree with the out-of-state travel amount indicated for FY 2018 on Form Mbr-1, line 1.A.2.b.

Employee's Name	Destination	Purpose	Travel Cost	Funding Source
FULLER,GREGORY ALAN	SEATTLE WA	Research and Teaching	445	GENERAL/SE LF- GENERATING
GAUT,MARCUS M	NEW ORLEANS, LA	Presentation	450	GENERAL/SE LF- GENERATING
GAUT,MARCUS M	PTE/MARION, IN	Presentation	473	GENERAL/SE LF- GENERATING
GAUT,MARCUS M	PTE/MEMPHIS, TN	Conf/Semnr/Wkshp	300	GENERAL/SE LF- GENERATING
GEHLAWAT,MONIKA	OAKLAND, CA	Conf/Semnr/Wkshp	488	GENERAL/SE LF- GENERATING
GEHLAWAT,MONIKA	OAKLAND, CA	Conf/Semnr/Wkshp	398	GENERAL/SE LF- GENERATING
GEHLAWAT,MONIKA	OAKLAND, CA	Conf/Semnr/Wkshp	50	GENERAL/SE LF- GENERATING
GEHLAWAT,MONIKA	OAKLAND, CA	Conf/Semnr/Wkshp	232	GENERAL/SE LF- GENERATING
GEISZ- EVERSON,MARJORIE	SEATTLE, WA	Conf/Semnr/Wkshp	1,474	GENERAL/SE LF- GENERATING
GEISZ- EVERSON,MARJORIE	PTE/SCOTTSDALE, AZ	Conf/Semnr/Wkshp	510	GENERAL/SE LF- GENERATING
GEISZ- EVERSON,MARJORIE	SEATTLE, WA	Conf/Semnr/Wkshp	599	GENERAL/SE LF- GENERATING
GEISZ- EVERSON,MARJORIE	PTE/SCOTTSDALE, AZ	Conf/Semnr/Wkshp	490	GENERAL/SE LF- GENERATING
GERHART,JAMES	BATON ROUGE LA	Recruitment	173	GENERAL/SE LF- GENERATING
GERHART,JAMES	KANSAS CITY MO	Conf/Semnr/Wkshp	1,055	GENERAL/SE LF- GENERATING
GERHART,JAMES	KANSAS CITY MO	Conf/Semnr/Wkshp	15	GENERAL/SE LF- GENERATING
GERHART,JAMES	PTE/KANSAS CITY, MO	Conf/Semnr/Wkshp	439	GENERAL/SE LF- GENERATING
GERHART,JAMES	KANSAS CITY MO	Conf/Semnr/Wkshp	59	GENERAL/SE LF- GENERATING

**OUT-OF-STATE TRAVEL
FISCAL YEAR 2020**

University of Southern Mississippi (268-00)

Name of Agency

Note: All expenditures recorded on this form must be totaled and said total must agree with the out-of-state travel amount indicated for FY 2018 on Form Mbr-1, line 1.A.2.b.

Employee's Name	Destination	Purpose	Travel Cost	Funding Source
GERHART,JAMES	KANSAS CITY MO	Conf/Semnr/Wkshp	50	GENERAL/SE LF- GENERATING
GERMAN- STUART,GRESHKA	KANSAS CITY, MO	Conf/Semnr/Wkshp	1,124	GENERAL/SE LF- GENERATING
GERMAN- STUART,GRESHKA	KANSAS CITY, MO	Conf/Semnr/Wkshp	50	GENERAL/SE LF- GENERATING
GERMAN- STUART,GRESHKA	PTE/KANSAS CITY, MO	Conf/Semnr/Wkshp	541	GENERAL/SE LF- GENERATING
GERMAN- STUART,GRESHKA	KANSAS CITY, MO	Conf/Semnr/Wkshp	100	GENERAL/SE LF- GENERATING
GHOLSON,BOB	DESTIN, FL	Conf/Semnr/Wkshp	2,120	GENERAL/SE LF- GENERATING
GHOLSON,BOB	NEW ORLEANS, LA	Conf/Semnr/Wkshp	567	GENERAL/SE LF- GENERATING
GHOLSON,BOB	MINNEAPOLIS, MN	Conf/Semnr/Wkshp	1,226	GENERAL/SE LF- GENERATING
GHOLSON,BOB	DESTIN, FL	Conf/Semnr/Wkshp	225	GENERAL/SE LF- GENERATING
GHOLSON,BOB	NEW ORLEANS, LA	Conf/Semnr/Wkshp	122	GENERAL/SE LF- GENERATING
GHOLSON,BOB	MINNEAPOLIS, MN	Conf/Semnr/Wkshp	14	GENERAL/SE LF- GENERATING
GHOLSON,BOB	MINNEAPOLIS, MN	Conf/Semnr/Wkshp	560	GENERAL/SE LF- GENERATING
GHOLSON,BOB	NEW ORLEANS, LA	Conf/Semnr/Wkshp	103	GENERAL/SE LF- GENERATING
GHOLSON,BOB	MINNEAPOLIS, MN	Conf/Semnr/Wkshp	192	GENERAL/SE LF- GENERATING
GIBBS,SHERRHONDA	NASHVILLE TN	Business Meeting	516	GENERAL/SE LF- GENERATING
GIBBS,SHERRHONDA	NASHVILLE TN	Business Meeting	301	GENERAL/SE LF- GENERATING
GIBBS,SHERRHONDA	ATLANTA, GA	Conf/Semnr/Wkshp	1,267	GENERAL/SE LF- GENERATING

**OUT-OF-STATE TRAVEL
FISCAL YEAR 2020**

University of Southern Mississippi (268-00)

Name of Agency

Note: All expenditures recorded on this form must be totaled and said total must agree with the out-of-state travel amount indicated for FY 2018 on Form Mbr-1, line 1.A.2.b.

Employee's Name	Destination	Purpose	Travel Cost	Funding Source
GIBBS,SHERRHONDA	LOS ANGELES, CA	Conf/Semnr/Wkshp	1,691	GENERAL/SE LF- GENERATING
GIBBS,SHERRHONDA	ATLANTA, GA	Conf/Semnr/Wkshp	400	GENERAL/SE LF- GENERATING
GIBBS,SHERRHONDA	LOS ANGELES, CA	Conf/Semnr/Wkshp	133	GENERAL/SE LF- GENERATING
GIBBS,SHERRHONDA	LOS ANGELES, CA	Conf/Semnr/Wkshp	166	GENERAL/SE LF- GENERATING
GIBBS,SHERRHONDA	ATLANTA, GA	Conf/Semnr/Wkshp	151	GENERAL/SE LF- GENERATING
GIBBS,SHERRHONDA	LOS ANGELES, CA	Conf/Semnr/Wkshp	124	GENERAL/SE LF- GENERATING
GIBBS,SHERRHONDA	ATLANTA, GA	Conf/Semnr/Wkshp	369	GENERAL/SE LF- GENERATING
GIBBS,SHERRHONDA	LOS ANGELES, CA	Conf/Semnr/Wkshp	650	GENERAL/SE LF- GENERATING
GILBERT,FAYE	ORLANDO, FL	Business Meeting	1,051	GENERAL/SE LF- GENERATING
GILBERT,FAYE	ORLANDO, FL	Business Meeting	75	GENERAL/SE LF- GENERATING
GILBERT,FAYE	ORLANDO, FL	Business Meeting	820	GENERAL/SE LF- GENERATING
GILBERT,FAYE	ORLANDO, FL	Business Meeting	543	GENERAL/SE LF- GENERATING
GILBERT,FAYE	ORLANDO, FL	Business Meeting	125	GENERAL/SE LF- GENERATING
GILBERT,FAYE	ORLANDO, FL	Business Meeting	750	GENERAL/SE LF- GENERATING
GILBERT,FAYE	TAMPA, FL	Conf/Semnr/Wkshp	325	GENERAL/SE LF- GENERATING
GILBERT,FAYE	LAS VEGAS, NV	Conf/Semnr/Wkshp	603	GENERAL/SE LF- GENERATING
GILBERT,FAYE	TAMPA, FL	Conf/Semnr/Wkshp	75	GENERAL/SE LF- GENERATING

**OUT-OF-STATE TRAVEL
FISCAL YEAR 2020**

University of Southern Mississippi (268-00)

Name of Agency

Note: All expenditures recorded on this form must be totaled and said total must agree with the out-of-state travel amount indicated for FY 2018 on Form Mbr-1, line 1.A.2.b.

Employee's Name	Destination	Purpose	Travel Cost	Funding Source
GILBERT,FAYE	LAS VEGAS, NV	Conf/Semnr/Wkshp	74	GENERAL/SE LF- GENERATING
GILBERT,FAYE	TAMPA, FL	Conf/Semnr/Wkshp	502	GENERAL/SE LF- GENERATING
GILBERT,FAYE	LAS VEGAS, NV	Conf/Semnr/Wkshp	748	GENERAL/SE LF- GENERATING
GILBERT,FAYE	TAMPA, FL	Conf/Semnr/Wkshp	20	GENERAL/SE LF- GENERATING
GILBERT,FAYE	LAS VEGAS, NV	Conf/Semnr/Wkshp	83	GENERAL/SE LF- GENERATING
GILBERT,FAYE	LAS VEGAS, NV	Conf/Semnr/Wkshp	1,175	GENERAL/SE LF- GENERATING
GILL,JACK L	HOUSTON, TX	Business Meeting	108	GENERAL/SE LF- GENERATING
GILL,JACK L	FLORIDA	Other	257	GENERAL/SE LF- GENERATING
GILL,JACK L	MANASSAS, VA	Other	258	GENERAL/SE LF- GENERATING
GILL,JACK L	DALLAS, TX	Other	390	GENERAL/SE LF- GENERATING
GILL,JACK L	BEAUFORT, SC	Conf/Semnr/Wkshp	3,519	GENERAL/SE LF- GENERATING
GILL,JACK L	MANASSAS VA	Business Meeting	762	GENERAL/SE LF- GENERATING
GILL,JACK L	HOUSTON, TX	Business Meeting	61	GENERAL/SE LF- GENERATING
GILL,JACK L	DALLAS, TX	Other	924	GENERAL/SE LF- GENERATING
GILL,JACK L	HOUSTON, TX	Business Meeting	123	GENERAL/SE LF- GENERATING
GILLESPIE,ALLISON	DENVER, CO	Conf/Semnr/Wkshp	669	GENERAL/SE LF- GENERATING
GILLESPIE,ALLISON	DENVER, CO	Conf/Semnr/Wkshp	210	GENERAL/SE LF- GENERATING

**OUT-OF-STATE TRAVEL
FISCAL YEAR 2020**

University of Southern Mississippi (268-00)

Name of Agency

Note: All expenditures recorded on this form must be totaled and said total must agree with the out-of-state travel amount indicated for FY 2018 on Form Mbr-1, line 1.A.2.b.

Employee's Name	Destination	Purpose	Travel Cost	Funding Source
GILLESPIE,ALLISON	DENVER, CO	Conf/Semnr/Wkshp	208	GENERAL/SE LF- GENERATING
GORETSKI,ANNA CAROL	HARRISONBURG VA	Conf/Semnr/Wkshp	56	GENERAL/SE LF- GENERATING
GOSHORN,EDWARD	NEW ORLEANS, LA	Conf/Semnr/Wkshp	289	GENERAL/SE LF- GENERATING
GOSHORN,EDWARD	NEW ORLEANS, LA	Conf/Semnr/Wkshp	120	GENERAL/SE LF- GENERATING
GOSHORN,EDWARD	NEW ORLEANS, LA	Conf/Semnr/Wkshp	48	GENERAL/SE LF- GENERATING
GOSHORN,EDWARD	NEW ORLEANS, LA	Conf/Semnr/Wkshp	265	GENERAL/SE LF- GENERATING
GOULD,TRENT	PTE/CAMBRIDGE, MA	Conf/Semnr/Wkshp	582	GENERAL/SE LF- GENERATING
GRAHAM,WILLAM	WASHINGTON, DC	Business Meeting	692	GENERAL/SE LF- GENERATING
GRAHAM,WILLAM	SLIDELL, LA	Business Meeting	56	GENERAL/SE LF- GENERATING
GRAHAM,WILLAM	NEW ORLEANS LA	Business Meeting	87	GENERAL/SE LF- GENERATING
GRAHAM,WILLAM	PTE/WASHINGTON, DC	Conf/Semnr/Wkshp	593	GENERAL/SE LF- GENERATING
GRAHAM,WILLAM	PTE/WASHINGTON, DC	Business Meeting	577	GENERAL/SE LF- GENERATING
GRAHAM,WILLAM	WASHINGTON, DC	Business Meeting	108	GENERAL/SE LF- GENERATING
GRAHAM,WILLAM	NEW ORLEANS LA	Business Meeting	17	GENERAL/SE LF- GENERATING
GRANGER,PORTIA COLLINS	PHILADELPHIA PA	Other	580	GENERAL/SE LF- GENERATING
GRANGER,PORTIA COLLINS	PHILADELPHIA PA	Other	133	GENERAL/SE LF- GENERATING
GRANGER,PORTIA COLLINS	PHILADELPHIA PA	Other	422	GENERAL/SE LF- GENERATING

**OUT-OF-STATE TRAVEL
FISCAL YEAR 2020**

University of Southern Mississippi (268-00)

Name of Agency

Note: All expenditures recorded on this form must be totaled and said total must agree with the out-of-state travel amount indicated for FY 2018 on Form Mbr-1, line 1.A.2.b.

Employee's Name	Destination	Purpose	Travel Cost	Funding Source
GRANGER,PORTIA COLLINS	PHILADELPHIA PA	Other	317	GENERAL/SE LF- GENERATING
GRANGER,PORTIA COLLINS	NEW ORLEANS, LA	Conf/Semnr/Wkshp	427	GENERAL/SE LF- GENERATING
GRANGER,PORTIA COLLINS	NEW ORLEANS, LA	Conf/Semnr/Wkshp	121	GENERAL/SE LF- GENERATING
GRAVES,HEATHER	COVINGTON, LA	Business Meeting	116	GENERAL/SE LF- GENERATING
GREEN,ELIZABETH NICHOL	SALT LK CITY UT	Conf/Semnr/Wkshp	889	GENERAL/SE LF- GENERATING
GREEN,ELIZABETH NICHOL	-SALT LK CITY UT	Conf/Semnr/Wkshp	929	GENERAL/SE LF- GENERATING
GREEN,ELIZABETH NICHOL	PTE/SALT LAKE CITY, UT	Conf/Semnr/Wkshp	792	GENERAL/SE LF- GENERATING
GREEN,ELIZABETH NICHOL	SALT LK CITY UT	Conf/Semnr/Wkshp	5	GENERAL/SE LF- GENERATING
GREEN,ELIZABETH NICHOL	-SALT LK CITY UT	Conf/Semnr/Wkshp	5	GENERAL/SE LF- GENERATING
GREENE,KEVIN	LOUISVILLE, KY	Conf/Semnr/Wkshp	224	GENERAL/SE LF- GENERATING
GREENE,KEVIN	LOUISVILLE, KY	Conf/Semnr/Wkshp	299	GENERAL/SE LF- GENERATING
GREGORIAN,TAMAR G	TUSCALOOSA, AL	Presentation	272	GENERAL/SE LF- GENERATING
GREGORIAN,TAMAR G	TUSCALOOSA, AL	Presentation	28	GENERAL/SE LF- GENERATING
GRESHKA GERMAN- STUART	KANSAS CITY, MO	Registration Fees	895	GENERAL/SE LF- GENERATING
GRIVNO,MAX L	PHILADELPHIA, PA	Conf/Semnr/Wkshp	318	GENERAL/SE LF- GENERATING
GRIVNO,MAX L	BOULDER, CO	Conf/Semnr/Wkshp	636	GENERAL/SE LF- GENERATING
GRIVNO,MAX L	PHILADELPHIA, PA	Conf/Semnr/Wkshp	120	GENERAL/SE LF- GENERATING

**OUT-OF-STATE TRAVEL
FISCAL YEAR 2020**

University of Southern Mississippi (268-00)

Name of Agency

Note: All expenditures recorded on this form must be totaled and said total must agree with the out-of-state travel amount indicated for FY 2018 on Form Mbr-1, line 1.A.2.b.

Employee's Name	Destination	Purpose	Travel Cost	Funding Source
GRIVNO,MAX L	PHILADELPHIA, PA	Conf/Semnr/Wkshp	373	GENERAL/SE LF- GENERATING
GRIVNO,MAX L	PTE/BOULDER, CO	Conf/Semnr/Wkshp	349	GENERAL/SE LF- GENERATING
GRIVNO,MAX L	BOULDER, CO	Conf/Semnr/Wkshp	124	GENERAL/SE LF- GENERATING
GRIVNO,MAX L	PHILADELPHIA, PA	Conf/Semnr/Wkshp	135	GENERAL/SE LF- GENERATING
GRIVNO,MAX L	PTE/BOULDER, CO	Conf/Semnr/Wkshp	260	GENERAL/SE LF- GENERATING
GUDLA,CHARAN	NEW ORLEANS, LA	Other	131	GENERAL/SE LF- GENERATING
GUDLA,CHARAN	NEW ORLEANS LA	Conf/Semnr/Wkshp	272	GENERAL/SE LF- GENERATING
GUDLA,CHARAN	NEW ORLEANS LA	Conf/Semnr/Wkshp	123	GENERAL/SE LF- GENERATING
GUDLA,CHARAN	NEW ORLEANS LA	Conf/Semnr/Wkshp	60	GENERAL/SE LF- GENERATING
GUDLA,CHARAN	NEW ORLEANS LA	Conf/Semnr/Wkshp	475	GENERAL/SE LF- GENERATING
GUGLANI,LAURA	LAS CRUCES, NM	Conf/Semnr/Wkshp	599	GENERAL/SE LF- GENERATING
GUGLANI,LAURA	LAS CRUCES, NM	Conf/Semnr/Wkshp	223	GENERAL/SE LF- GENERATING
GUGLANI,LAURA	LAS CRUCES, NM	Conf/Semnr/Wkshp	382	GENERAL/SE LF- GENERATING
GUGLANI,LAURA	LAS CRUCES, NM	Conf/Semnr/Wkshp	100	GENERAL/SE LF- GENERATING
GUGLANI,LAURA	LAS CRUCES, NM	Conf/Semnr/Wkshp	215	GENERAL/SE LF- GENERATING
GULLEDGE,LAURA M	PHILADELPHIA, PA	Presentation	224	GENERAL/SE LF- GENERATING
GULLEDGE,LAURA M	NEW ORLEANS, LA	Conf/Semnr/Wkshp	168	GENERAL/SE LF- GENERATING

**OUT-OF-STATE TRAVEL
FISCAL YEAR 2020**

University of Southern Mississippi (268-00)

Name of Agency

Note: All expenditures recorded on this form must be totaled and said total must agree with the out-of-state travel amount indicated for FY 2018 on Form Mbr-1, line 1.A.2.b.

Employee's Name	Destination	Purpose	Travel Cost	Funding Source
GULLEDGE,LAURA M	PHILADELPHIA, PA	Presentation	71	GENERAL/SE LF- GENERATING
GULLEDGE,LAURA M	NEW ORLEANS, LA	Conf/Semnr/Wkshp	123	GENERAL/SE LF- GENERATING
GULLEDGE,LAURA M	PHILADELPHIA, PA	Presentation	340	GENERAL/SE LF- GENERATING
GULLEDGE,LAURA M	PHILADELPHIA, PA	Presentation	20	GENERAL/SE LF- GENERATING
GULLEDGE,LAURA M	NEW ORLEANS, LA	Conf/Semnr/Wkshp	88	GENERAL/SE LF- GENERATING
GULLEDGE,LAURA M	PHILADELPHIA, PA	Presentation	60	GENERAL/SE LF- GENERATING
HALL,MARGARET J	PHILADELPHIA PA	Business Meeting	813	GENERAL/SE LF- GENERATING
HALL,MARGARET J	PHILADELPHIA PA	Business Meeting	188	GENERAL/SE LF- GENERATING
HALL,STACEY	NEW ORLEANS, LA	Conf/Semnr/Wkshp	567	GENERAL/SE LF- GENERATING
HALL,STACEY	NEW ORLEANS, LA	Conf/Semnr/Wkshp	121	GENERAL/SE LF- GENERATING
HAMILTON, CLAIRE	BALDWIN COUNTY, AL	Business Meeting	38	GENERAL/SE LF- GENERATING
HAMILTON,CLAIRE L	BOSTON, MA	Conf/Semnr/Wkshp	1,201	GENERAL/SE LF- GENERATING
HAMILTON,CLAIRE L	PTE/BOSTON, MA	Conf/Semnr/Wkshp	288	GENERAL/SE LF- GENERATING
HAMILTON,CLAIRE L	BOSTON, MA	Conf/Semnr/Wkshp	75	GENERAL/SE LF- GENERATING
HAMILTON,CLAIRE L	PTE/BOSTON, MA	Conf/Semnr/Wkshp	312	GENERAL/SE LF- GENERATING
HAMILTON,CLAIRE L	PTE/BOSTON, MA	Conf/Semnr/Wkshp	188	GENERAL/SE LF- GENERATING
HANDLEY,CYNTHIA	HOUSTON, TX	Conf/Semnr/Wkshp	554	GENERAL/SE LF- GENERATING

**OUT-OF-STATE TRAVEL
FISCAL YEAR 2020**

University of Southern Mississippi (268-00)

Name of Agency

Note: All expenditures recorded on this form must be totaled and said total must agree with the out-of-state travel amount indicated for FY 2018 on Form Mbr-1, line 1.A.2.b.

Employee's Name	Destination	Purpose	Travel Cost	Funding Source
HANDLEY,CYNTHIA	HOUSTON, TX	Conf/Semnr/Wkshp	120	GENERAL/SE LF- GENERATING
HANDLEY,CYNTHIA	HOUSTON, TX	Conf/Semnr/Wkshp	134	GENERAL/SE LF- GENERATING
HANDLEY,CYNTHIA	HOUSTON, TX	Conf/Semnr/Wkshp	114	GENERAL/SE LF- GENERATING
HARRIS, BRENT	BIRMINGHAM, AL	Conf/Semnr/Wkshp	50	GENERAL/SE LF- GENERATING
HART,ALISON P	ATHENS GA	Other	224	GENERAL/SE LF- GENERATING
HART,ALISON P	ATHENS GA	Other	26	GENERAL/SE LF- GENERATING
HART,ALISON P	NASHVILLE TN	Conf/Semnr/Wkshp	500	GENERAL/SE LF- GENERATING
HART,ALISON P	NEW ORLEANS, LA	Conf/Semnr/Wkshp	159	GENERAL/SE LF- GENERATING
HART,ALISON P	NEW ORLEANS, LA	Conf/Semnr/Wkshp	91	GENERAL/SE LF- GENERATING
HAYDEN,BRIDGET ANNE	PTE/DC	Conf/Semnr/Wkshp	439	GENERAL/SE LF- GENERATING
HAYDEN,BRIDGET ANNE	WASHINGTON, DC	Conf/Semnr/Wkshp	404	GENERAL/SE LF- GENERATING
HAYDEN,BRIDGET ANNE	WASHINGTON, DC	Conf/Semnr/Wkshp	17	GENERAL/SE LF- GENERATING
HEATH,ANDRE J	MOBILE, AL	Recruitment	379	GENERAL/SE LF- GENERATING
HEATH,ANDRE J	MOBILE, AL	Recruitment	102	GENERAL/SE LF- GENERATING
HEATH,ANDRE J	HUNTSVILLE, AL	Recruitment	415	GENERAL/SE LF- GENERATING
HEINHORST,SABINE	ATLANTA, GA	Conf/Semnr/Wkshp	993	GENERAL/SE LF- GENERATING
HEINHORST,SABINE	SAN DIEGO, CA	Conf/Semnr/Wkshp	846	GENERAL/SE LF- GENERATING

**OUT-OF-STATE TRAVEL
FISCAL YEAR 2020**

University of Southern Mississippi (268-00)

Name of Agency

Note: All expenditures recorded on this form must be totaled and said total must agree with the out-of-state travel amount indicated for FY 2018 on Form Mbr-1, line 1.A.2.b.

Employee's Name	Destination	Purpose	Travel Cost	Funding Source
HEINHORST,SABINE	SAN DIEGO, CA	Conf/Semnr/Wkshp	131	GENERAL/SE LF- GENERATING
HEINHORST,SABINE	PTE/SAN DIEGO, CA	Conf/Semnr/Wkshp	456	GENERAL/SE LF- GENERATING
HEINHORST,SABINE	SAN DIEGO, CA	Conf/Semnr/Wkshp	51	GENERAL/SE LF- GENERATING
HEITMULLER,FRANKLIN	KNOXVILLE TN	Conf/Semnr/Wkshp	387	GENERAL/SE LF- GENERATING
HEITMULLER,FRANKLIN	KNOXVILLE TN	Conf/Semnr/Wkshp	24	GENERAL/SE LF- GENERATING
HEITMULLER,FRANKLIN	KNOXVILLE TN	Conf/Semnr/Wkshp	250	GENERAL/SE LF- GENERATING
HERRAN,LENIA BOLANO	MURFREESBORO, TN	Conf/Semnr/Wkshp	95	GENERAL/SE LF- GENERATING
HERRON,SHERRY	LAFAYETTE IN	Business Meeting	501	GENERAL/SE LF- GENERATING
HERRON,SHERRY	MOBILE, AL	Business Meeting	27	GENERAL/SE LF- GENERATING
HERRON,SHERRY	LAFAYETTE IN	Business Meeting	91	GENERAL/SE LF- GENERATING
HERRON,SHERRY	NEW HAVEN, CT	Conf/Semnr/Wkshp	1,222	GENERAL/SE LF- GENERATING
HERRON,SHERRY	NEW HAVEN, CT	Conf/Semnr/Wkshp	125	GENERAL/SE LF- GENERATING
HERRON,SHERRY	NEW HAVEN, CT	Conf/Semnr/Wkshp	430	GENERAL/SE LF- GENERATING
HERRON,SHERRY	NEW HAVEN, CT	Conf/Semnr/Wkshp	308	GENERAL/SE LF- GENERATING
HILL,DEBORAH S	KANSAS CITY, MO	Conf/Semnr/Wkshp	1,047	GENERAL/SE LF- GENERATING
HILL,DEBORAH S	SALT LAKE CITY, UT	Conf/Semnr/Wkshp	693	GENERAL/SE LF- GENERATING
HILL,DEBORAH S	SALT LAKE CITY, UT	Conf/Semnr/Wkshp	792	GENERAL/SE LF- GENERATING

**OUT-OF-STATE TRAVEL
FISCAL YEAR 2020**

University of Southern Mississippi (268-00)

Name of Agency

Note: All expenditures recorded on this form must be totaled and said total must agree with the out-of-state travel amount indicated for FY 2018 on Form Mbr-1, line 1.A.2.b.

Employee's Name	Destination	Purpose	Travel Cost	Funding Source
HILL,DEBORAH S	KANSAS CITY, MO	Conf/Semnr/Wkshp	456	GENERAL/SE LF- GENERATING
HILL,DEBORAH S	KANSAS CITY, MO	Conf/Semnr/Wkshp	98	GENERAL/SE LF- GENERATING
HILL,DEBORAH S	SALT LAKE CITY, UT	Conf/Semnr/Wkshp	2	GENERAL/SE LF- GENERATING
HILL,JOSHUA B	PHILADELPHIA, PA	Research and Teaching	187	GENERAL/SE LF- GENERATING
HILL,JOSHUA B	PHILADELPHIA, PA	Research and Teaching	295	GENERAL/SE LF- GENERATING
HILL,JOSHUA B	PHILADELPHIA, PA	Research and Teaching	109	GENERAL/SE LF- GENERATING
HILL,WILLIAM KEITH	NEW ORLEANS, LA	Business Meeting	119	GENERAL/SE LF- GENERATING
HILL,WILLIAM KEITH	PHILADELPHIA, PA	Conf/Semnr/Wkshp	1,807	GENERAL/SE LF- GENERATING
HILL,WILLIAM KEITH	PHILADELPHIA, PA	Conf/Semnr/Wkshp	120	GENERAL/SE LF- GENERATING
HILL,WILLIAM KEITH	PHILADELPHIA, PA	Conf/Semnr/Wkshp	547	GENERAL/SE LF- GENERATING
HILL,WILLIAM KEITH	PHILADELPHIA, PA	Conf/Semnr/Wkshp	144	GENERAL/SE LF- GENERATING
HINTON, W	MADISON, MS	Business Meeting	34	GENERAL/SE LF- GENERATING
HINTON, W	MERIDIAN, MS	Business Meeting	67	GENERAL/SE LF- GENERATING
HINTON,WILLIAM J	NEW ORLEANS LA	Business Meeting	500	GENERAL/SE LF- GENERATING
HINTON,WILLIAM J	NEW ORLEANS LA	Business Meeting	193	GENERAL/SE LF- GENERATING
HINTON,WILLIAM J	NEW ORLEANS LA	Business Meeting	136	GENERAL/SE LF- GENERATING
HODA,BRYAN	NASHVILLE, TN/ENGLAND	Other	339	GENERAL/SE LF- GENERATING

**OUT-OF-STATE TRAVEL
FISCAL YEAR 2020**

University of Southern Mississippi (268-00)

Name of Agency

Note: All expenditures recorded on this form must be totaled and said total must agree with the out-of-state travel amount indicated for FY 2018 on Form Mbr-1, line 1.A.2.b.

Employee's Name	Destination	Purpose	Travel Cost	Funding Source
HODA,BRYAN	NASHVILLE, TN	Other	72	GENERAL/SE LF- GENERATING
HODE, LAURA ELIZABETH	SLIDELL LA	Recruitment	12	GENERAL/SE LF- GENERATING
HOLLEY,DAVID M	NEW ORLEANS, LA	Conf/Semnr/Wkshp	776	GENERAL/SE LF- GENERATING
HOLLEY,DAVID M	NEW ORLEANS, LA	Conf/Semnr/Wkshp	121	GENERAL/SE LF- GENERATING
HOLLEY,DAVID M	NEW ORLEANS, LA	Conf/Semnr/Wkshp	100	GENERAL/SE LF- GENERATING
HOLLEY,DAVID M	NEW ORLEANS, LA	Conf/Semnr/Wkshp	25	GENERAL/SE LF- GENERATING
HOLLOWAY,EDDIE AARON	MOBILE, AL	Business Meeting	105	GENERAL/SE LF- GENERATING
HOPKINS,ROBERT NEIL	FRISCO, TX	Conf/Semnr/Wkshp	746	GENERAL/SE LF- GENERATING
HOSSEINI,SEYEDMOHSEN	CHICAGO, IL	Conf/Semnr/Wkshp	426	GENERAL/SE LF- GENERATING
HOWARD,MILLY KATE	HUNTSVILLE, AL	Recruitment	179	GENERAL/SE LF- GENERATING
HOWARD,MILLY KATE	LOUISVILLE, KY	Conf/Semnr/Wkshp	1,464	GENERAL/SE LF- GENERATING
HOWARD,MILLY KATE	ORLANDO, FL	Conf/Semnr/Wkshp	167	GENERAL/SE LF- GENERATING
HOWARD,MILLY KATE	LOUISVILLE, KY	Conf/Semnr/Wkshp	73	GENERAL/SE LF- GENERATING
HOWARD,MILLY KATE	LOUISVILLE, KY	Conf/Semnr/Wkshp	193	GENERAL/SE LF- GENERATING
HOWARD,MILLY KATE	LOUISVILLE, KY	Conf/Semnr/Wkshp	464	GENERAL/SE LF- GENERATING
HOWARD,MILLY KATE	LOUISVILLE, KY	Conf/Semnr/Wkshp	75	GENERAL/SE LF- GENERATING
HOWARD,MILLY KATE	MOBILE, AL	Recruitment	56	GENERAL/SE LF- GENERATING

**OUT-OF-STATE TRAVEL
FISCAL YEAR 2020**

University of Southern Mississippi (268-00)

Name of Agency

Note: All expenditures recorded on this form must be totaled and said total must agree with the out-of-state travel amount indicated for FY 2018 on Form Mbr-1, line 1.A.2.b.

Employee's Name	Destination	Purpose	Travel Cost	Funding Source
HOWDESHELL, JULIE	DALLAS, TX	Registration Fee Conference	560	GENERAL/SE LF- GENERATING
HOWDESHELL, JULIE	PTE/DALLAS, TX	Conf/Semnr/Wkshp	454	GENERAL/SE LF- GENERATING
HOWDESHELL, JULIE	DALLAS, TX	Conf/Semnr/Wkshp	460	GENERAL/SE LF- GENERATING
HOWDESHELL, JULIE	HOUSTON, TX	Conf/Semnr/Wkshp	240	GENERAL/SE LF- GENERATING
HOWDESHELL, JULIE	HOUSTON, TX	Conf/Semnr/Wkshp	100	GENERAL/SE LF- GENERATING
HOWDESHELL, JULIE	PTE/HOUSTON, TX	Conf/Semnr/Wkshp	665	GENERAL/SE LF- GENERATING
HOWDESHELL, JULIE	DALLAS, TX	Conf/Semnr/Wkshp	28	GENERAL/SE LF- GENERATING
HOWDESHELL, JULIE	HOUSTON, TX	Conf/Semnr/Wkshp	102	GENERAL/SE LF- GENERATING
HOWELL, SUSAN	ROCHESTER, NY	Business Meeting	20	GENERAL/SE LF- GENERATING
HOWELL, SUSAN	CHARLESTON NC	Conf/Semnr/Wkshp	88	GENERAL/SE LF- GENERATING
HOWELL, SUSAN	ROCHESTER, NY	Business Meeting	403	GENERAL/SE LF- GENERATING
HOWELL, SUSAN	ROCHESTER, NY	Business Meeting	50	GENERAL/SE LF- GENERATING
HOWELL, SUSAN	ROCHESTER, NY	Business Meeting	154	GENERAL/SE LF- GENERATING
HUBBELL, JOSHUA	CHATTANOOGA, TN	Business Meeting	304	GENERAL/SE LF- GENERATING
HUTCHINSON, THOMAS	DENVER, CO	Conf/Semnr/Wkshp	280	GENERAL/SE LF- GENERATING
HUTCHINSON, THOMAS	DENVER, CO	Conf/Semnr/Wkshp	1,196	GENERAL/SE LF- GENERATING
HUTCHINSON, THOMAS	DENVER, CO	Conf/Semnr/Wkshp	129	GENERAL/SE LF- GENERATING

**OUT-OF-STATE TRAVEL
FISCAL YEAR 2020**

University of Southern Mississippi (268-00)

Name of Agency

Note: All expenditures recorded on this form must be totaled and said total must agree with the out-of-state travel amount indicated for FY 2018 on Form Mbr-1, line 1.A.2.b.

Employee's Name	Destination	Purpose	Travel Cost	Funding Source
HUTCHINSON,THOMAS	DENVER, CO	Conf/Semnr/Wkshp	246	GENERAL/SE LF- GENERATING
HUTCHINSON,THOMAS	DENVER,CO	Conference	280	GENERAL/SE LF- GENERATING
HUTCHINSON,THOMAS	DENVER, CO	Conf/Semnr/Wkshp	62	GENERAL/SE LF- GENERATING
IGLESIAS,LUIS	SAN FRANCISCO, CA	Conf/Semnr/Wkshp	804	GENERAL/SE LF- GENERATING
IGLESIAS,LUIS	NEW ORLEANS, LA	Conf/Semnr/Wkshp	720	GENERAL/SE LF- GENERATING
IGLESIAS,LUIS	SAN FRANCISCO, CA	Conf/Semnr/Wkshp	371	GENERAL/SE LF- GENERATING
IGLESIAS,LUIS	NEW YORK, NY	Conf/Semnr/Wkshp	185	GENERAL/SE LF- GENERATING
ILIEV,ILIJAN	ATHENS, GA	Research and Teaching	92	GENERAL/SE LF- GENERATING
ILIEV,ILIJAN	ATHENS, GA	Research and Teaching	73	GENERAL/SE LF- GENERATING
ILIEV,ILIJAN	ATHENS, GA	Research and Teaching	248	GENERAL/SE LF- GENERATING
ILIEV,ILIJAN	ATHENS, GA	Research and Teaching	108	GENERAL/SE LF- GENERATING
ILIEV,ILIJAN	WASHINGTON, DC	Conf/Semnr/Wkshp	150	GENERAL/SE LF- GENERATING
J. GILBERT, S. BERRY, K. SADLER,J. MCNELIS, B. MORRISON, J. DEFATTA, B. LONG, K. HOWARD	HOUSTON, TX	Business Meeting	(2,560)	GENERAL/SE LF- GENERATING
JACKSON,HOMER EDWIN	TULSA, OK	Conf/Semnr/Wkshp	388	GENERAL/SE LF- GENERATING
JACKSON,HOMER EDWIN	TULSA, OK	Conf/Semnr/Wkshp	96	GENERAL/SE LF- GENERATING
JACKSON,HOMER EDWIN	TULSA, OK	Conf/Semnr/Wkshp	216	GENERAL/SE LF- GENERATING

**OUT-OF-STATE TRAVEL
FISCAL YEAR 2020**

University of Southern Mississippi (268-00)

Name of Agency

Note: All expenditures recorded on this form must be totaled and said total must agree with the out-of-state travel amount indicated for FY 2018 on Form Mbr-1, line 1.A.2.b.

Employee's Name	Destination	Purpose	Travel Cost	Funding Source
JACKSON,STEVEN R	SAN DIEGO, CA	Conf/Semnr/Wkshp	1,295	GENERAL/SE LF- GENERATING
JACKSON,STEVEN R	SAN DIEGO, CA	Conf/Semnr/Wkshp	605	GENERAL/SE LF- GENERATING
JACKSON,STEVEN R	SAN DIEGO, CA	Conf/Semnr/Wkshp	100	GENERAL/SE LF- GENERATING
JACKSON,STEVEN R	SAN DIEGO, CA	Conf/Semnr/Wkshp	495	GENERAL/SE LF- GENERATING
JENKINS,CHERYL D	CHICAGO, IL	Conf/Semnr/Wkshp	345	GENERAL/SE LF- GENERATING
JENKINS,CHERYL D	TUSCALOOSA, AL	Conf/Semnr/Wkshp	96	GENERAL/SE LF- GENERATING
JENKINS,CHERYL D	CHICAGO, IL	Conf/Semnr/Wkshp	124	GENERAL/SE LF- GENERATING
JENKINS,CHERYL D	TUSCALOOSA, AL	Conf/Semnr/Wkshp	199	GENERAL/SE LF- GENERATING
JENKINS,CHERYL D	CHICAGO, IL	Conf/Semnr/Wkshp	188	GENERAL/SE LF- GENERATING
JENKINS,CHERYL D	CHICAGO, IL	Conf/Semnr/Wkshp	153	GENERAL/SE LF- GENERATING
JENKINS,CHERYL D	TUSCALOOSA, AL	Conf/Semnr/Wkshp	130	GENERAL/SE LF- GENERATING
JENNIFER, REGAN	BOULDER, CO	Conference	250	GENERAL/SE LF- GENERATING
JOHNSON, DONAVAN	SLIDELL, LA	Conf/Semnr/Wkshp	31	GENERAL/SE LF- GENERATING
JOHNSON,BRYANT TYLER	HARRISONBURG, VA	Conf/Semnr/Wkshp	56	GENERAL/SE LF- GENERATING
JOHNSON,KENT	NEW ORLEANS LA	Research and Teaching	119	GENERAL/SE LF- GENERATING
JOHNSON,SHERITA L	NEW ORLEANS, LA	Conf/Semnr/Wkshp	205	GENERAL/SE LF- GENERATING
JOHNSON,SHERITA L	AUSTIN, TX	Conf/Semnr/Wkshp	786	GENERAL/SE LF- GENERATING

**OUT-OF-STATE TRAVEL
FISCAL YEAR 2020**

University of Southern Mississippi (268-00)

Name of Agency

Note: All expenditures recorded on this form must be totaled and said total must agree with the out-of-state travel amount indicated for FY 2018 on Form Mbr-1, line 1.A.2.b.

Employee's Name	Destination	Purpose	Travel Cost	Funding Source
JOHNSON,SHERITA L	AUSTIN, TX	Conf/Semnr/Wkshp	389	GENERAL/SE LF- GENERATING
JOHNSON,SHERITA L	NEW ORLEANS, LA	Conf/Semnr/Wkshp	45	GENERAL/SE LF- GENERATING
JOHNSON,SHERITA L	NEW ORLEANS, LA	Conf/Semnr/Wkshp	150	GENERAL/SE LF- GENERATING
JOHNSON,WILLIAM FOUNT III	BOSTON, MA	Conf/Semnr/Wkshp	1,312	GENERAL/SE LF- GENERATING
JOHNSON,WILLIAM FOUNT III	BOSTON, MA	Conf/Semnr/Wkshp	289	GENERAL/SE LF- GENERATING
JOHNSON,WILLIAM FOUNT III	BOSTON, MA	Conf/Semnr/Wkshp	101	GENERAL/SE LF- GENERATING
JOHNSON,WILLIAM FOUNT III	BOSTON, MA	Conf/Semnr/Wkshp	235	GENERAL/SE LF- GENERATING
JOHNSON,WILLIAM WESLEY	NEW ORLEANS, LA	Conf/Semnr/Wkshp	477	GENERAL/SE LF- GENERATING
JOHNSON,WILLIAM WESLEY	NEW ORLEANS, LA	Conf/Semnr/Wkshp	467	GENERAL/SE LF- GENERATING
JOHNSON,WILLIAM WESLEY	NEW ORLEANS, LA	Conf/Semnr/Wkshp	120	GENERAL/SE LF- GENERATING
JOHNSON,WILLIAM WESLEY	NEW ORLEANS, LA	Conf/Semnr/Wkshp	50	GENERAL/SE LF- GENERATING
JONES, LISA	NEW ORLEANS, LA	Business Meeting	59	GENERAL/SE LF- GENERATING
JONES, LISA	NEW ORLEANS, LA	Business Meeting	67	GENERAL/SE LF- GENERATING
JONES, LISA	NEW ORLEANS, LA	Business Meeting	67	GENERAL/SE LF- GENERATING
JONES,ASHLEY	BIRMINGHAM AL	Conf/Semnr/Wkshp	92	GENERAL/SE LF- GENERATING
JORDAN,NICOLLE	ORLANDO FL	Presentation	772	GENERAL/SE LF- GENERATING
JORDAN,NICOLLE	ORLANDO FL	Presentation	126	GENERAL/SE LF- GENERATING

**OUT-OF-STATE TRAVEL
FISCAL YEAR 2020**

University of Southern Mississippi (268-00)

Name of Agency

Note: All expenditures recorded on this form must be totaled and said total must agree with the out-of-state travel amount indicated for FY 2018 on Form Mbr-1, line 1.A.2.b.

Employee's Name	Destination	Purpose	Travel Cost	Funding Source
JORDAN,NICOLLE	ORLANDO FL	Presentation	197	GENERAL/SE LF- GENERATING
JORDAN,NICOLLE	ORLANDO FL	Performance	40	GENERAL/SE LF- GENERATING
JORDAN,NICOLLE	ORLANDO FL	Presentation	40	GENERAL/SE LF- GENERATING
JUAWICE, MCCORMICK	CHICAGO, IL	Conference	345	GENERAL/SE LF- GENERATING
KAITLYN WATKINS	MINEAPOLIS, MN	Registration Fees Workshop	180	GENERAL/SE LF- GENERATING
KAITLYN WATKINS	MINEAPOLIS, MN	Registration Fees Workshop	209	GENERAL/SE LF- GENERATING
KATHLEEN, KILLAM	SAN ANTONIA, TX	Conference	479	GENERAL/SE LF- GENERATING
KATIE, MCBRIDE	NORMAN, OK	Conference	450	GENERAL/SE LF- GENERATING
KAYLA, MITHCELL	ATHENS, GA	Conference	75	GENERAL/SE LF- GENERATING
KEITH, HILL	PHILADELPHIA, PA	Registration Fee	1,365	GENERAL/SE LF- GENERATING
KELLY FERRIS LESTER	SAN ANTONIA, TX	Conference	430	GENERAL/SE LF- GENERATING
KEMP,DORIS ANN	COLLEGE STATION, TX	Business Meeting	177	GENERAL/SE LF- GENERATING
KILGORE,JONATHAN C	LOUISVILLE, KY	Recruitment	694	GENERAL/SE LF- GENERATING
KILGORE,JONATHAN C	LOUISVILLE, KY	Recruitment	349	GENERAL/SE LF- GENERATING
KILGORE,JONATHAN C	LOUISVILLE, KY	Recruitment	225	GENERAL/SE LF- GENERATING
KILLAM,KATHLEEN	SAN ANTONIO, TX	Conf/Semnr/Wkshp	551	GENERAL/SE LF- GENERATING
KILLAM,KATHLEEN	SAN ANTONIO, TX	Conf/Semnr/Wkshp	72	GENERAL/SE LF- GENERATING

**OUT-OF-STATE TRAVEL
FISCAL YEAR 2020**

University of Southern Mississippi (268-00)

Name of Agency

Note: All expenditures recorded on this form must be totaled and said total must agree with the out-of-state travel amount indicated for FY 2018 on Form Mbr-1, line 1.A.2.b.

Employee's Name	Destination	Purpose	Travel Cost	Funding Source
KILLAM,KATHLEEN	PTE/SAN ANTONIO, TX	Conf/Semnr/Wkshp	265	GENERAL/SE LF- GENERATING
KILLAM,KATHLEEN	SAN ANTONIO, TX	Conf/Semnr/Wkshp	119	GENERAL/SE LF- GENERATING
KING,MICHAEL	OKLAHOMA/TEXAS	Conf/Semnr/Wkshp	1,440	GENERAL/SE LF- GENERATING
KING,MICHAEL	PTE/HOUSTON, TX	Conf/Semnr/Wkshp	506	GENERAL/SE LF- GENERATING
KING,MICHAEL	OKLAHOMA/TEXAS	Conf/Semnr/Wkshp	176	GENERAL/SE LF- GENERATING
KINGSTON,JUDITH ROXANNE	KANSAS CITY MO	Recruitment	168	GENERAL/SE LF- GENERATING
KINGSTON,JUDITH ROXANNE	KANSAS CITY MO	Recruitment	605	GENERAL/SE LF- GENERATING
KINNELL,ANN MARIE	BIRMINGHAM, AL	Conf/Semnr/Wkshp	618	GENERAL/SE LF- GENERATING
KINNELL,ANN MARIE	NEW ORLEANS LA	Conf/Semnr/Wkshp	701	GENERAL/SE LF- GENERATING
KINNELL,ANN MARIE	BIRMINGHAM, AL	Conf/Semnr/Wkshp	256	GENERAL/SE LF- GENERATING
KINNELL,ANN MARIE	BIRMINGHAM, AL	Conf/Semnr/Wkshp	24	GENERAL/SE LF- GENERATING
KIRTLAND,AMANDA	STATE COLLEGE PA	Conf/Semnr/Wkshp	459	GENERAL/SE LF- GENERATING
KIRTLAND,AMANDA	STATE COLLEGE PA	Conf/Semnr/Wkshp	133	GENERAL/SE LF- GENERATING
KIRTLAND,AMANDA	STATE COLLEGE PA	Conf/Semnr/Wkshp	701	GENERAL/SE LF- GENERATING
KIRTLAND,AMANDA	STATE COLLEGE PA	Conf/Semnr/Wkshp	62	GENERAL/SE LF- GENERATING
KNIGHT COACH INC	ORLANDO, FL	Performance	4,750	GENERAL/SE LF- GENERATING
KOHL,KAREN	ROCHESTER, NY	Conf/Semnr/Wkshp	154	GENERAL/SE LF- GENERATING

**OUT-OF-STATE TRAVEL
FISCAL YEAR 2020**

University of Southern Mississippi (268-00)

Name of Agency

Note: All expenditures recorded on this form must be totaled and said total must agree with the out-of-state travel amount indicated for FY 2018 on Form Mbr-1, line 1.A.2.b.

Employee's Name	Destination	Purpose	Travel Cost	Funding Source
KOZLOWSKI,KAREN	NEW YORK, NY	Conf/Semnr/Wkshp	137	GENERAL/SE LF- GENERATING
KOZLOWSKI,KAREN	NEW YORK, NY	Conf/Semnr/Wkshp	131	GENERAL/SE LF- GENERATING
KOZLOWSKI,KAREN	NEW YORK, NY	Conf/Semnr/Wkshp	386	GENERAL/SE LF- GENERATING
KOZLOWSKI,KAREN	NEW YORK, NY	Conf/Semnr/Wkshp	130	GENERAL/SE LF- GENERATING
KRAVCHAK,RICHARD	NEW ORLEANS	Conf/Semnr/Wkshp	181	GENERAL/SE LF- GENERATING
KRAVCHAK,RICHARD	NEW ORLEANS	Conf/Semnr/Wkshp	1,065	GENERAL/SE LF- GENERATING
KRAVCHAK,RICHARD	NEW ORLEANS	Conf/Semnr/Wkshp	122	GENERAL/SE LF- GENERATING
KREBS,ASHLEY	BOISE ID	Presentation	370	GENERAL/SE LF- GENERATING
KREBS,ASHLEY	BOISE ID	Presentation	495	GENERAL/SE LF- GENERATING
LA QUINTA INN & SUITES #0965	FLORIDA	Performance	18,904	GENERAL/SE LF- GENERATING
LADNER,AMANDA JO	TUSCALOOSA AL	Presentation	100	GENERAL/SE LF- GENERATING
LAI,FUJUN	WASHINGTON, DC	Conf/Semnr/Wkshp	1,286	GENERAL/SE LF- GENERATING
LAI,FUJUN	WASHINGTON, DC	Conf/Semnr/Wkshp	93	GENERAL/SE LF- GENERATING
LAI,FUJUN	WASHINGTON, DC	Conf/Semnr/Wkshp	401	GENERAL/SE LF- GENERATING
LAI,FUJUN	WASHINGTON, DC	Conf/Semnr/Wkshp	104	GENERAL/SE LF- GENERATING
LAMBERS,JAMES VINCENT	PITTSBURGH, PA	Conf/Semnr/Wkshp	1,375	GENERAL/SE LF- GENERATING
LAMBERS,JAMES VINCENT	IRVINE, CA	Conf/Semnr/Wkshp	208	GENERAL/SE LF- GENERATING

**OUT-OF-STATE TRAVEL
FISCAL YEAR 2020**

University of Southern Mississippi (268-00)

Name of Agency

Note: All expenditures recorded on this form must be totaled and said total must agree with the out-of-state travel amount indicated for FY 2018 on Form Mbr-1, line 1.A.2.b.

Employee's Name	Destination	Purpose	Travel Cost	Funding Source
LAMBERS,JAMES VINCENT	W.LAFAYETTE, IN	Conf/Semnr/Wkshp	299	GENERAL/SE LF- GENERATING
LAMBERS,JAMES VINCENT	TROY, AL	Conf/Semnr/Wkshp	130	GENERAL/SE LF- GENERATING
LAMBERS,JAMES VINCENT	IRVINE, CA	Conf/Semnr/Wkshp	203	GENERAL/SE LF- GENERATING
LAMBERS,JAMES VINCENT	W.LAFAYETTE, IN	Conf/Semnr/Wkshp	79	GENERAL/SE LF- GENERATING
LAMBERS,JAMES VINCENT	TROY, AL	Conf/Semnr/Wkshp	109	GENERAL/SE LF- GENERATING
LAMBERS,JAMES VINCENT	PITTSBURGH, PA	Conf/Semnr/Wkshp	322	GENERAL/SE LF- GENERATING
LAMBERS,JAMES VINCENT	ROCHESTER, NY	Conf/Semnr/Wkshp	424	GENERAL/SE LF- GENERATING
LAMBERS,JAMES VINCENT	W.LAFAYETTE, IN	Conf/Semnr/Wkshp	200	GENERAL/SE LF- GENERATING
LAMBERS,JAMES VINCENT	PITTSBURGH, PA	Conf/Semnr/Wkshp	53	GENERAL/SE LF- GENERATING
LAMBERS,JAMES VINCENT	IRVINE, CA	Conf/Semnr/Wkshp	135	GENERAL/SE LF- GENERATING
LAMBERS,JAMES VINCENT	ROCHESTER, NY	Conf/Semnr/Wkshp	154	GENERAL/SE LF- GENERATING
LAMBERS,JAMES VINCENT	PITTSBURGH, PA	Conf/Semnr/Wkshp	405	GENERAL/SE LF- GENERATING
LAMBERS,JAMES VINCENT	IRVINE, CA	Conf/Semnr/Wkshp	454	GENERAL/SE LF- GENERATING
LAMEY,KALYN ROSE	ROCHESTER, NY	Conf/Semnr/Wkshp	480	GENERAL/SE LF- GENERATING
LANDEN,MARCIA	WASHINGTON, DC	Conf/Semnr/Wkshp	855	GENERAL/SE LF- GENERATING
LANDEN,MARCIA	WASHINGTON, DC	Conf/Semnr/Wkshp	134	GENERAL/SE LF- GENERATING
LANDEN,MARCIA	WASHINGTON, DC	Conf/Semnr/Wkshp	294	GENERAL/SE LF- GENERATING

**OUT-OF-STATE TRAVEL
FISCAL YEAR 2020**

University of Southern Mississippi (268-00)

Name of Agency

Note: All expenditures recorded on this form must be totaled and said total must agree with the out-of-state travel amount indicated for FY 2018 on Form Mbr-1, line 1.A.2.b.

Employee's Name	Destination	Purpose	Travel Cost	Funding Source
LANDEN,MARCIA	WASHINGTON, DC	Conf/Semnr/Wkshp	100	GENERAL/SE LF- GENERATING
LAUGHLIN,LAURA	PTE/LOUISVILLE, KY	Conf/Semnr/Wkshp	593	GENERAL/SE LF- GENERATING
LAUGHLIN,LAURA	HUNTSVILLE, AL	Conf/Semnr/Wkshp	109	GENERAL/SE LF- GENERATING
LAUGHLIN,LAURA	LOUISVILLE, KY	Conf/Semnr/Wkshp	153	GENERAL/SE LF- GENERATING
LAUGHLIN,LAURA	LOUISVILLE, KY	Conf/Semnr/Wkshp	119	GENERAL/SE LF- GENERATING
LAUGHLIN,LAURA	LOUISVILLE, KY	Conf/Semnr/Wkshp	134	GENERAL/SE LF- GENERATING
LAUGHLIN,LAURA	ORLANDO, FL	Conf/Semnr/Wkshp	367	GENERAL/SE LF- GENERATING
LAUGHLIN,LAURA	ORLANDO, FL	Conf/Semnr/Wkshp	1,800	GENERAL/SE LF- GENERATING
LEACH,MARIA	TAMPA, FL	Conf/Semnr/Wkshp	500	GENERAL/SE LF- GENERATING
LEMUEL BOYER	KANSAS CITY, MO	Registration Fees	895	GENERAL/SE LF- GENERATING
LENTZ,ELIZABETH	MEMPHIS, TN	Performance	189	GENERAL/SE LF- GENERATING
LENTZ,ELIZABETH	AUBURN, AL	Performance	164	GENERAL/SE LF- GENERATING
LENTZ,ELIZABETH	CLARKSVILLE, TN	Performance	369	GENERAL/SE LF- GENERATING
LENTZ,ELIZABETH	CHICAGO, IL	Performance	224	GENERAL/SE LF- GENERATING
LENTZ,ELIZABETH	CHICAGO, IL	Performance	424	GENERAL/SE LF- GENERATING
LENTZ,ELIZABETH	CHICAGO, IL	Performance	100	GENERAL/SE LF- GENERATING
LESTER,KELLY FERRIS	AUBURN, AL	Conf/Semnr/Wkshp	174	GENERAL/SE LF- GENERATING

**OUT-OF-STATE TRAVEL
FISCAL YEAR 2020**

University of Southern Mississippi (268-00)

Name of Agency

Note: All expenditures recorded on this form must be totaled and said total must agree with the out-of-state travel amount indicated for FY 2018 on Form Mbr-1, line 1.A.2.b.

Employee's Name	Destination	Purpose	Travel Cost	Funding Source
LESTER,KELLY FERRIS	MEMPHIS, TN	Performance	706	GENERAL/SE LF- GENERATING
LESTER,KELLY FERRIS	CLARKSVILLE, TN	Performance	369	GENERAL/SE LF- GENERATING
LESTER,KELLY FERRIS	CHICAGO, IL	Performance	224	GENERAL/SE LF- GENERATING
LESTER,KELLY FERRIS	CLARKSVILLE, TN	Performance	114	GENERAL/SE LF- GENERATING
LESTER,KELLY FERRIS	CHICAGO, IL	Performance	176	GENERAL/SE LF- GENERATING
LESTER,KELLY FERRIS	CHICAGO, IL	Performance	424	GENERAL/SE LF- GENERATING
LESTER,KELLY FERRIS	AUBURN, AL	Performance		GENERAL/SE LF- GENERATING
LESTER,KELLY FERRIS	MEMPHIS, TN	Performance	57	GENERAL/SE LF- GENERATING
LESTER,KELLY FERRIS	CHICAGO, IL	Performance	50	GENERAL/SE LF- GENERATING
LEVENS, KENDALL CHASE	HUNTSVILLE, AL	Recruitment	105	GENERAL/SE LF- GENERATING
LEVENS, KENDALL CHASE	MOBILE, AL	Recruitment	276	GENERAL/SE LF- GENERATING
LEVENS, KENDALL CHASE	MONTGOMERY, AL	Recruitment	325	GENERAL/SE LF- GENERATING
LEVENS, KENDALL CHASE	FLORIDA, MOBILE, AL	Recruitment	250	GENERAL/SE LF- GENERATING
LEVENS, KENDALL CHASE	MOBILE, AL	Conf/Semnr/Wkshp	245	GENERAL/SE LF- GENERATING
LEVENS, KENDALL CHASE	MOBILE, AL	Business Meeting	476	GENERAL/SE LF- GENERATING
LEVENS, KENDALL CHASE	DENVER, CO	Recruitment	140	GENERAL/SE LF- GENERATING
LEVENS, KENDALL CHASE	MOBILE AL	Recruitment	350	GENERAL/SE LF- GENERATING

**OUT-OF-STATE TRAVEL
FISCAL YEAR 2020**

University of Southern Mississippi (268-00)

Name of Agency

Note: All expenditures recorded on this form must be totaled and said total must agree with the out-of-state travel amount indicated for FY 2018 on Form Mbr-1, line 1.A.2.b.

Employee's Name	Destination	Purpose	Travel Cost	Funding Source
LEVENS, KENDALL CHASE	MONTGOMERY AL	Recruitment	489	GENERAL/SE LF- GENERATING
LEVENS, KENDALL CHASE	MONTGOMERY, AL	Recruitment	8	GENERAL/SE LF- GENERATING
LEVENS, KENDALL CHASE	NEW ORLEANS, LA	Conf/Semnr/Wkshp	585	GENERAL/SE LF- GENERATING
LEVENS, KENDALL CHASE	NEW ORLEANS, LA	Conf/Semnr/Wkshp	92	GENERAL/SE LF- GENERATING
LEVENS, KENDALL CHASE	MOBILE, AL	Recruitment	718	GENERAL/SE LF- GENERATING
LEVENS, KENDALL CHASE	MOBILE, AL	Recruitment	8	GENERAL/SE LF- GENERATING
LEVENS, KENDALL CHASE	MOBILE, AL	Conf/Semnr/Wkshp	280	GENERAL/SE LF- GENERATING
LEWIS, ANDREW JAMIL	ATLANTA, GA	Conf/Semnr/Wkshp	489	GENERAL/SE LF- GENERATING
LEWIS, ANDREW JAMIL	ATLANTA, GA	Conf/Semnr/Wkshp	195	GENERAL/SE LF- GENERATING
LEWIS, JENNIFER	PORTLAND OR	Conf/Semnr/Wkshp	845	GENERAL/SE LF- GENERATING
LEWIS, JENNIFER	PORTLAND OR	Conf/Semnr/Wkshp	98	GENERAL/SE LF- GENERATING
LEWIS, JENNIFER	PTE/PORTLAND, OR	Conf/Semnr/Wkshp	555	GENERAL/SE LF- GENERATING
LEWIS, JENNIFER	PORTLAND OR	Conf/Semnr/Wkshp	104	GENERAL/SE LF- GENERATING
LEWIS, RICHARD A	NASHVILLE, TN	Conf/Semnr/Wkshp	300	GENERAL/SE LF- GENERATING
LIN, CHIN-NU	NEW ORLEANS, LA	Conf/Semnr/Wkshp	120	GENERAL/SE LF- GENERATING
LIN, CHIN-NU	NEW ORLEANS, LA	Conf/Semnr/Wkshp	230	GENERAL/SE LF- GENERATING
LINDA, BASS	DESTIN, FL	Conference	625	GENERAL/SE LF- GENERATING

**OUT-OF-STATE TRAVEL
FISCAL YEAR 2020**

University of Southern Mississippi (268-00)

Name of Agency

Note: All expenditures recorded on this form must be totaled and said total must agree with the out-of-state travel amount indicated for FY 2018 on Form Mbr-1, line 1.A.2.b.

Employee's Name	Destination	Purpose	Travel Cost	Funding Source
LITTLEJOHN,CYNTHIA	BOULDER, CO	Conf/Semnr/Wkshp	716	GENERAL/SE LF- GENERATING
LITTLEJOHN,CYNTHIA	BOULDER, CO	Conf/Semnr/Wkshp	121	GENERAL/SE LF- GENERATING
LITTLEJOHN,CYNTHIA	BOULDER, CO	Conf/Semnr/Wkshp	260	GENERAL/SE LF- GENERATING
LITTLEJOHN,CYNTHIA	BOULDER, CO	Conf/Semnr/Wkshp	59	GENERAL/SE LF- GENERATING
LOVE,JESSICA FRENSHEA	TUSCALOOSA, AL	Presentation	1	GENERAL/SE LF- GENERATING
LOVE,JESSICA FRENSHEA	TUSCALOOSA, AL	Presentation	199	GENERAL/SE LF- GENERATING
LOVE,JESSICA FRENSHEA	TUSCALOOSA, AL	Presentation	100	GENERAL/SE LF- GENERATING
LOWERY, KATHRYN	DALLAS, TX	Conference	560	GENERAL/SE LF- GENERATING
LOWERY,KATHRYN HANEY	DALLAS, TX	Conf/Semnr/Wkshp	457	GENERAL/SE LF- GENERATING
LOWERY,KATHRYN HANEY	DALLAS, TX	Conf/Semnr/Wkshp	454	GENERAL/SE LF- GENERATING
LOWERY,KATHRYN HANEY	DALLAS, TX	Conf/Semnr/Wkshp	50	GENERAL/SE LF- GENERATING
LOWREY,KAREN ALISA	ORLANDO FL	Conf/Semnr/Wkshp	171	GENERAL/SE LF- GENERATING
LUCAS,AUBREY K	NEW YORK, NY	Observation	805	GENERAL/SE LF- GENERATING
LUCAS,AUBREY K	NEW ORLEANS, LA	Business Meeting	267	GENERAL/SE LF- GENERATING
LUCAS,AUBREY K	NEW YORK, NY	Observation	75	GENERAL/SE LF- GENERATING
LUCAS,AUBREY K	NEW ORLEANS, LA	Business Meeting	121	GENERAL/SE LF- GENERATING
LUCAS,AUBREY K	NEW YORK, NY	Observation	594	GENERAL/SE LF- GENERATING

**OUT-OF-STATE TRAVEL
FISCAL YEAR 2020**

University of Southern Mississippi (268-00)

Name of Agency

Note: All expenditures recorded on this form must be totaled and said total must agree with the out-of-state travel amount indicated for FY 2018 on Form Mbr-1, line 1.A.2.b.

Employee's Name	Destination	Purpose	Travel Cost	Funding Source
LUCAS,AUBREY K	NEW YORK, NY	Observation	167	GENERAL/SE LF- GENERATING
LUCAS,AUBREY K	NEW ORLEANS, LA	Business Meeting	41	GENERAL/SE LF- GENERATING
M. KATE, HOWARD	KNOXVILLE, TN & LOUISVILLE, KY	Conference	375	GENERAL/SE LF- GENERATING
MADISON,BARBARA E	PTE/ORLANDO, FL	Conf/Semnr/Wkshp	258	GENERAL/SE LF- GENERATING
MADISON,BARBARA E	ORLANDO, FL	Conf/Semnr/Wkshp	576	GENERAL/SE LF- GENERATING
MADISON,BARBARA E	ORLANDO, FL	Conf/Semnr/Wkshp	78	GENERAL/SE LF- GENERATING
MADISON,BARBARA E	PTE/ORLANDO, FL	Conf/Semnr/Wkshp	508	GENERAL/SE LF- GENERATING
MADISON,BARBARA E	ORLANDO, FL	Conf/Semnr/Wkshp	79	GENERAL/SE LF- GENERATING
MAGOLA,DAVID	TEMPE, AZ	Conf/Semnr/Wkshp	720	GENERAL/SE LF- GENERATING
MAGOLA,DAVID	TEMPE, AZ	Conf/Semnr/Wkshp	450	GENERAL/SE LF- GENERATING
MAGOLA,DAVID	TEMPE, AZ	Conf/Semnr/Wkshp	605	GENERAL/SE LF- GENERATING
MAGOLA,DAVID	ATLANTA, GA	Conf/Semnr/Wkshp	702	GENERAL/SE LF- GENERATING
MAGOLA,DAVID	TEMPE, AZ	Conf/Semnr/Wkshp	73	GENERAL/SE LF- GENERATING
MAGOLA,DAVID	TEMPE,AZ	Conference	720	GENERAL/SE LF- GENERATING
MAGOLA,DAVID	TEMPE, AZ	Conf/Semnr/Wkshp	48	GENERAL/SE LF- GENERATING
MAGOLA,DAVID	PTE/ATLANTA, GA	Conf/Semnr/Wkshp	375	GENERAL/SE LF- GENERATING
MAGOLA,DAVID	TEMPE,AZ	Conference	450	GENERAL/SE LF- GENERATING

**OUT-OF-STATE TRAVEL
FISCAL YEAR 2020**

University of Southern Mississippi (268-00)

Name of Agency

Note: All expenditures recorded on this form must be totaled and said total must agree with the out-of-state travel amount indicated for FY 2018 on Form Mbr-1, line 1.A.2.b.

Employee's Name	Destination	Purpose	Travel Cost	Funding Source
MALLEY, REBECCA	GC- COAST CAMPUS	Business Meeting	34	GENERAL/SE LF- GENERATING
MALLEY, REBECCA	LONG BEACH CAMPUS	Business Meeting	34	GENERAL/SE LF- GENERATING
MALLEY, REBECCA	LONG BEACH CAMPUS	Business Meeting	34	GENERAL/SE LF- GENERATING
MALLEY,REBECCA WOODRICK	LONG BEACH, MS	Business Meeting	10	GENERAL/SE LF- GENERATING
MANSFIELD,KODY PAUL	HOUSTON, TX	Conf/Semnr/Wkshp	378	GENERAL/SE LF- GENERATING
MANSFIELD,KODY PAUL	HOUSTON, TX	Conf/Semnr/Wkshp	86	GENERAL/SE LF- GENERATING
MANSFIELD,KODY PAUL	HOUSTON, TX	Conf/Semnr/Wkshp	36	GENERAL/SE LF- GENERATING
MARCHADIER,HERVE	DALLAS, TX	Business Meeting	142	GENERAL/SE LF- GENERATING
MARTIN,WHITNEY MICHELLE COOKE	DALLAS, TX	Conf/Semnr/Wkshp	293	GENERAL/SE LF- GENERATING
MARTIN,WHITNEY MICHELLE COOKE	DALLAS, TX	Conf/Semnr/Wkshp	282	GENERAL/SE LF- GENERATING
MASTERS, KATHLEEN	WASHINGTON, DC	Conference	449	GENERAL/SE LF- GENERATING
MASTERS,KATHLEEN	WASHINGTON, DC	Conf/Semnr/Wkshp	1,223	GENERAL/SE LF- GENERATING
MASTERS,KATHLEEN	WASHINGTON, DC	Conf/Semnr/Wkshp	72	GENERAL/SE LF- GENERATING
MASTERS,KATHLEEN	WASHINGTON, DC	Conf/Semnr/Wkshp	302	GENERAL/SE LF- GENERATING
MASTERS,KATHLEEN	WASHINGTON, DC	Conf/Semnr/Wkshp	130	GENERAL/SE LF- GENERATING
MASTERSON,DOUGLAS	MILWAUKEE, WI	Conf/Semnr/Wkshp	264	GENERAL/SE LF- GENERATING
MASTERSON,DOUGLAS	MILWAUKEE, WI	Conf/Semnr/Wkshp	799	GENERAL/SE LF- GENERATING

**OUT-OF-STATE TRAVEL
FISCAL YEAR 2020**

University of Southern Mississippi (268-00)

Name of Agency

Note: All expenditures recorded on this form must be totaled and said total must agree with the out-of-state travel amount indicated for FY 2018 on Form Mbr-1, line 1.A.2.b.

Employee's Name	Destination	Purpose	Travel Cost	Funding Source
MASTERSON,DOUGLAS	DALLAS, TX	Conf/Semnr/Wkshp	648	GENERAL/SE LF- GENERATING
MASTERSON,DOUGLAS	MILWAUKEE, WI	Conf/Semnr/Wkshp	732	GENERAL/SE LF- GENERATING
MASTERSON,DOUGLAS	MILWAUKEE, WI	Conf/Semnr/Wkshp	122	GENERAL/SE LF- GENERATING
MASTERSON,DOUGLAS	PTE/DALLAS, TX	Conf/Semnr/Wkshp	305	GENERAL/SE LF- GENERATING
MASTERSON,DOUGLAS	MILWAUKEE,WI	Conference	264	GENERAL/SE LF- GENERATING
MASTERSON,DOUGLAS	DALLAS, TX	Conf/Semnr/Wkshp	65	GENERAL/SE LF- GENERATING
MASTERSON,DOUGLAS	MILWAUKEE, WI	Conf/Semnr/Wkshp	139	GENERAL/SE LF- GENERATING
MASTERSON,DOUGLAS	PTE/DALLAS, TX	Conf/Semnr/Wkshp	660	GENERAL/SE LF- GENERATING
MASTERSON,DOUGLAS	MILWAUKEE,WI	Conference	799	GENERAL/SE LF- GENERATING
MASTERSON,TINA	NEW ORLEANS, LA	Conf/Semnr/Wkshp	112	GENERAL/SE LF- GENERATING
MASTERSON,TINA	PTE/NEW ORLEANS, LA	Conf/Semnr/Wkshp	240	GENERAL/SE LF- GENERATING
MATHIS,PAULA RENEE	DESTIN, FL	Conf/Semnr/Wkshp	176	GENERAL/SE LF- GENERATING
MATHIS,PAULA RENEE	DESTIN, FL	Conf/Semnr/Wkshp	28	GENERAL/SE LF- GENERATING
MAXWELL,MICHAEL	CHICAGO, IL	Conf/Semnr/Wkshp	496	GENERAL/SE LF- GENERATING
MAXWELL,MICHAEL	CHICAGO, IL	Conf/Semnr/Wkshp	170	GENERAL/SE LF- GENERATING
MAXWELL,MICHAEL	CHICAGO, IL	Conf/Semnr/Wkshp	70	GENERAL/SE LF- GENERATING
MCBRIDE,KATHLEEN	DESTIN, FL	Conf/Semnr/Wkshp	818	GENERAL/SE LF- GENERATING

**OUT-OF-STATE TRAVEL
FISCAL YEAR 2020**

University of Southern Mississippi (268-00)

Name of Agency

Note: All expenditures recorded on this form must be totaled and said total must agree with the out-of-state travel amount indicated for FY 2018 on Form Mbr-1, line 1.A.2.b.

Employee's Name	Destination	Purpose	Travel Cost	Funding Source
MCBRIDE,KATHLEEN	ORLANDO, FL	Conf/Semnr/Wkshp	201	GENERAL/SE LF- GENERATING
MCBRIDE,KATHLEEN	DESTIN, FL	Conf/Semnr/Wkshp	246	GENERAL/SE LF- GENERATING
MCCARROLL,MOLLIE	HUNTSVILLE	Recruitment	70	GENERAL/SE LF- GENERATING
MCCAY,MEGAN	BOULDER, CO	Conf/Semnr/Wkshp	723	GENERAL/SE LF- GENERATING
MCCAY,MEGAN	CHICAGO, IL	Conf/Semnr/Wkshp	470	GENERAL/SE LF- GENERATING
MCCAY,MEGAN	CHICAGO, IL	Conf/Semnr/Wkshp	129	GENERAL/SE LF- GENERATING
MCCAY,MEGAN	PTE/CHICAGO, IL	Conf/Semnr/Wkshp	180	GENERAL/SE LF- GENERATING
MCCAY,MEGAN	CHICAGO, IL	Conf/Semnr/Wkshp	110	GENERAL/SE LF- GENERATING
MCDERMOTT,PATRICK	NEW ORLEANS, LA	Recruitment	876	GENERAL/SE LF- GENERATING
MCDERMOTT,PATRICK	RACELAND, LA	Recruitment	653	GENERAL/SE LF- GENERATING
MCDERMOTT,PATRICK	NEW ORLEANS, LA	Recruitment	350	GENERAL/SE LF- GENERATING
MCDERMOTT,PATRICK	BATON ROUGE, LA	Recruitment	482	GENERAL/SE LF- GENERATING
MCDERMOTT,PATRICK	BATON ROUGE, LA	Recruitment	791	GENERAL/SE LF- GENERATING
MCDERMOTT,PATRICK	NEW ORLEANS, LA	Recruitment	857	GENERAL/SE LF- GENERATING
MCDERMOTT,PATRICK	LOUISIANA	Recruitment	458	GENERAL/SE LF- GENERATING
MCDERMOTT,PATRICK	NEW ORLEANS, LA	Recruitment	603	GENERAL/SE LF- GENERATING
MCDERMOTT,PATRICK	COVINGTON, LA	Recruitment	316	GENERAL/SE LF- GENERATING

**OUT-OF-STATE TRAVEL
FISCAL YEAR 2020**

University of Southern Mississippi (268-00)

Name of Agency

Note: All expenditures recorded on this form must be totaled and said total must agree with the out-of-state travel amount indicated for FY 2018 on Form Mbr-1, line 1.A.2.b.

Employee's Name	Destination	Purpose	Travel Cost	Funding Source
MCDERMOTT,PATRICK	BATON ROUGE, LA	Recruitment	605	GENERAL/SE LF- GENERATING
MCDERMOTT,PATRICK	NEW ORLEANS, LA	Recruitment	319	GENERAL/SE LF- GENERATING
MCDERMOTT,PATRICK	SHREVEPORT, LA	Recruitment	208	GENERAL/SE LF- GENERATING
MCDERMOTT,PATRICK	ST TAMMANY, LA	Recruitment	316	GENERAL/SE LF- GENERATING
MCDERMOTT,PATRICK	NEW ORLEANS, LA	Other	319	GENERAL/SE LF- GENERATING
MCDERMOTT,PATRICK	NEW ORLEANS, LA	Recruitment	218	GENERAL/SE LF- GENERATING
MCDERMOTT,PATRICK	SLIDELL, LA	Recruitment	174	GENERAL/SE LF- GENERATING
MCDERMOTT,PATRICK	SLIDELL, LA	Observation	173	GENERAL/SE LF- GENERATING
MCDERMOTT,PATRICK	NEW ORLEANS, LA	Recruitment	18	GENERAL/SE LF- GENERATING
MCDERMOTT,PATRICK	NEW ORLEANS, LA	Recruitment	2	GENERAL/SE LF- GENERATING
MCDERMOTT,PATRICK	NEW ORLEANS, LA	Conf/Semnr/Wkshp	585	GENERAL/SE LF- GENERATING
MCDERMOTT,PATRICK	NEW ORLEANS, LA	Conf/Semnr/Wkshp	95	GENERAL/SE LF- GENERATING
MCDERMOTT,PATRICK	NEW ORLEANS, LA	Recruitment	177	GENERAL/SE LF- GENERATING
MCDONALD, GARY MICHEAL JR	ATLANTA, GA	Conf/Semnr/Wkshp	148	GENERAL/SE LF- GENERATING
MCDONALD, GARY MICHEAL JR	ATLANTA, GA	Conf/Semnr/Wkshp	200	GENERAL/SE LF- GENERATING
MCDONALD,AUSTIN	MOBILE, AL	Recruitment	138	GENERAL/SE LF- GENERATING
MCDONALD,AUSTIN	MOBILE, AL	Recruitment	53	GENERAL/SE LF- GENERATING

**OUT-OF-STATE TRAVEL
FISCAL YEAR 2020**

University of Southern Mississippi (268-00)

Name of Agency

Note: All expenditures recorded on this form must be totaled and said total must agree with the out-of-state travel amount indicated for FY 2018 on Form Mbr-1, line 1.A.2.b.

Employee's Name	Destination	Purpose	Travel Cost	Funding Source
MCDONALD,AUSTIN	ORLANDO, FL	Conf/Semnr/Wkshp	167	GENERAL/SE LF- GENERATING
MCGEE,MICHAEL A	SAN ANTONIO, TX	Conf/Semnr/Wkshp	340	GENERAL/SE LF- GENERATING
MCGEE,MICHAEL A	SAN ANTONIO, TX	Conf/Semnr/Wkshp	453	GENERAL/SE LF- GENERATING
MCGEE,MICHAEL A	ATLANTA, GA	Conf/Semnr/Wkshp	702	GENERAL/SE LF- GENERATING
MCGEE,MICHAEL A	ATLANTA, GA	Conf/Semnr/Wkshp	423	GENERAL/SE LF- GENERATING
MCGEE,MICHAEL A	SAN ANTONIO, TX	Conf/Semnr/Wkshp	450	GENERAL/SE LF- GENERATING
MCGEE,MICHAEL A	ATLANTA, GA	Conf/Semnr/Wkshp	400	GENERAL/SE LF- GENERATING
MCGEE,MICHAEL A	SAN ANTONIO, TX	Conf/Semnr/Wkshp	27	GENERAL/SE LF- GENERATING
MCKENZIE, COLIN	TAMPA, FL	Conf/Semnr/Wkshp	271	GENERAL/SE LF- GENERATING
MCKENZIE, COLIN	AUSTIN TX	Conf/Semnr/Wkshp	820	GENERAL/SE LF- GENERATING
MCKENZIE, COLIN	AUSTIN TX	Conf/Semnr/Wkshp	227	GENERAL/SE LF- GENERATING
MCKENZIE, COLIN	AUSTIN TX	Conf/Semnr/Wkshp	521	GENERAL/SE LF- GENERATING
MCKENZIE, COLIN	AUSTIN TX	Conf/Semnr/Wkshp	25	GENERAL/SE LF- GENERATING
MCLAIN, NINA	TAMPA , FL	Conference	595	GENERAL/SE LF- GENERATING
MCLAIN, NINA	TAMPA , FL	Conference	699	GENERAL/SE LF- GENERATING
MCLAIN,NINA	SEATTLE, WA	Conf/Semnr/Wkshp	1,239	GENERAL/SE LF- GENERATING
MCLAIN,NINA	SEATTLE, WA	Conf/Semnr/Wkshp	481	GENERAL/SE LF- GENERATING

**OUT-OF-STATE TRAVEL
FISCAL YEAR 2020**

University of Southern Mississippi (268-00)

Name of Agency

Note: All expenditures recorded on this form must be totaled and said total must agree with the out-of-state travel amount indicated for FY 2018 on Form Mbr-1, line 1.A.2.b.

Employee's Name	Destination	Purpose	Travel Cost	Funding Source
MCLELLAND,MELINDA	NEW ORLEANS, LA	Conf/Semnr/Wkshp	573	GENERAL/SE LF- GENERATING
MCLELLAND,MELINDA	TAMPA, FL	Conf/Semnr/Wkshp	446	GENERAL/SE LF- GENERATING
MCLELLAND,MELINDA	NEW ORLEANS, LA	Conf/Semnr/Wkshp	123	GENERAL/SE LF- GENERATING
MCLELLAND,MELINDA	TAMPA, FL	Conf/Semnr/Wkshp	135	GENERAL/SE LF- GENERATING
MCLELLAND,MELINDA	TAMPA, FL	Conf/Semnr/Wkshp	267	GENERAL/SE LF- GENERATING
MCLELLAND,MELINDA	NEW ORLEANS, LA	Conf/Semnr/Wkshp	104	GENERAL/SE LF- GENERATING
MCLELLAND,MELINDA	TAMPA, FL	Conf/Semnr/Wkshp	81	GENERAL/SE LF- GENERATING
MCMULLAN,KAYCEE	ATLANTA, GA	Recruitment	993	GENERAL/SE LF- GENERATING
MEGAN, MCCAY	CHICAGO, IL	Conference	379	GENERAL/SE LF- GENERATING
MEGAN, MCCAY	BOULDER, CO	Conference	250	GENERAL/SE LF- GENERATING
MEISSNER, NATHAN	NEW ORLEANS, LA	Conf/Semnr/Wkshp	363	GENERAL/SE LF- GENERATING
MEISSNER, NATHAN	NEW ORLEANS, LA	Conf/Semnr/Wkshp	122	GENERAL/SE LF- GENERATING
MEISSNER, NATHAN	NEW ORLEANS, LA	Conf/Semnr/Wkshp	45	GENERAL/SE LF- GENERATING
MEISSNER, NATHAN	BILOXI, MS	Conf/Semnr/Wkshp	170	GENERAL/SE LF- GENERATING
MICHAEL, KING	OKLAHOMA, OK & HOUSTON, TX	Conference	349	GENERAL/SE LF- GENERATING
MICHAEL, KING	OKLAHOMA, OK & HOUSTON, TX	Conference	450	GENERAL/SE LF- GENERATING
MILLER,AMY CHASTEEN	NEW ORLEANS, LA	Other	267	GENERAL/SE LF- GENERATING

**OUT-OF-STATE TRAVEL
FISCAL YEAR 2020**

University of Southern Mississippi (268-00)

Name of Agency

Note: All expenditures recorded on this form must be totaled and said total must agree with the out-of-state travel amount indicated for FY 2018 on Form Mbr-1, line 1.A.2.b.

Employee's Name	Destination	Purpose	Travel Cost	Funding Source
MILLER,AMY CHASTEEN	BALTIMORE, MD	Conf/Semnr/Wkshp	771	GENERAL/SE LF- GENERATING
MILLER,AMY CHASTEEN	SEATTLE, WA	Conf/Semnr/Wkshp	499	GENERAL/SE LF- GENERATING
MILLER,AMY CHASTEEN	SAN DIEGO, CA	Conf/Semnr/Wkshp	225	GENERAL/SE LF- GENERATING
MILLER,AMY CHASTEEN	DALLAS, TX	Conf/Semnr/Wkshp	715	GENERAL/SE LF- GENERATING
MILLER,AMY CHASTEEN	WASHINGTON, DC	Conf/Semnr/Wkshp	580	GENERAL/SE LF- GENERATING
MILLER,AMY CHASTEEN	AUSTIN TX	Conf/Semnr/Wkshp	1,030	GENERAL/SE LF- GENERATING
MILLER,AMY CHASTEEN	SEATTLE, WA	Conf/Semnr/Wkshp	120	GENERAL/SE LF- GENERATING
MILLER,AMY CHASTEEN	WASHINGTON, DC	Conf/Semnr/Wkshp	74	GENERAL/SE LF- GENERATING
MILLER,AMY CHASTEEN	BALTIMORE, MD	Conf/Semnr/Wkshp	471	GENERAL/SE LF- GENERATING
MILLER,AMY CHASTEEN	SEATTLE, WA	Conf/Semnr/Wkshp	295	GENERAL/SE LF- GENERATING
MILLER,AMY CHASTEEN	DALLAS, TX	Conf/Semnr/Wkshp	235	GENERAL/SE LF- GENERATING
MILLER,AMY CHASTEEN	WASHINGTON, DC	Conf/Semnr/Wkshp	273	GENERAL/SE LF- GENERATING
MILLER,AMY CHASTEEN	AUSTIN TX	Conf/Semnr/Wkshp	524	GENERAL/SE LF- GENERATING
MILLER,AMY CHASTEEN	BALTIMORE, MD	Conf/Semnr/Wkshp	24	GENERAL/SE LF- GENERATING
MILLER,AMY CHASTEEN	SEATTLE, WA	Conf/Semnr/Wkshp	30	GENERAL/SE LF- GENERATING
MILLER,AMY CHASTEEN	SAN DIEGO, CA	Conf/Semnr/Wkshp	110	GENERAL/SE LF- GENERATING
MILLER,AMY CHASTEEN	DALLAS, TX	Conf/Semnr/Wkshp	91	GENERAL/SE LF- GENERATING

**OUT-OF-STATE TRAVEL
FISCAL YEAR 2020**

University of Southern Mississippi (268-00)

Name of Agency

Note: All expenditures recorded on this form must be totaled and said total must agree with the out-of-state travel amount indicated for FY 2018 on Form Mbr-1, line 1.A.2.b.

Employee's Name	Destination	Purpose	Travel Cost	Funding Source
MILLER,AMY CHASTEEN	WASHINGTON, DC	Conf/Semnr/Wkshp	134	GENERAL/SE LF- GENERATING
MILLER,AMY CHASTEEN	AUSTIN TX	Conf/Semnr/Wkshp	79	GENERAL/SE LF- GENERATING
MILLER,AMY CHASTEEN	DALLAS, TX	Conf/Semnr/Wkshp	525	GENERAL/SE LF- GENERATING
MILSTEAD,ALEX	JACKSON, MS	Conf/Semnr/Wkshp	428	GENERAL/SE LF- GENERATING
MINOR,DEIDRA	LACOMBE, LA	Recruitment	159	GENERAL/SE LF- GENERATING
MINOR,DEIDRA	LACOMBE, LA	Business Meeting	195	GENERAL/SE LF- GENERATING
MINOR,DEIDRA	LACOMBE, LA	Recruitment	99	GENERAL/SE LF- GENERATING
Miscellaneous Adjustments	n/a	n/a	1,471	GENERAL/SE LF- GENERATING
MITCHELL,KAYLA LOUISE	ATHENS, GA	Conf/Semnr/Wkshp	374	GENERAL/SE LF- GENERATING
MITCHELL,KAYLA LOUISE	ORLANDO, FL	Conf/Semnr/Wkshp	167	GENERAL/SE LF- GENERATING
MITCHELL,KAYLA LOUISE	ATHENS, GA	Conf/Semnr/Wkshp	131	GENERAL/SE LF- GENERATING
MITCHELL,KAYLA LOUISE	PTE/ATHENS, GA	Conf/Semnr/Wkshp	126	GENERAL/SE LF- GENERATING
MITCHELL,KAYLA LOUISE	ATHENS, GA	Conf/Semnr/Wkshp	107	GENERAL/SE LF- GENERATING
MOLAISON,ELAINE F	KANSAS CITY MO	Recruitment	848	GENERAL/SE LF- GENERATING
MOLAISON,ELAINE F	KANSAS CITY MO	Recruitment	605	GENERAL/SE LF- GENERATING
MOLAISON,ELAINE F	KANSAS CITY MO	Recruitment	113	GENERAL/SE LF- GENERATING
MOLDEN,VANESSA	MOBILE, AL	Recruitment	86	GENERAL/SE LF- GENERATING

**OUT-OF-STATE TRAVEL
FISCAL YEAR 2020**

University of Southern Mississippi (268-00)

Name of Agency

Note: All expenditures recorded on this form must be totaled and said total must agree with the out-of-state travel amount indicated for FY 2018 on Form Mbr-1, line 1.A.2.b.

Employee's Name	Destination	Purpose	Travel Cost	Funding Source
MOLDEN,VANESSA	MOBILE, AL	Recruitment	1	GENERAL/SE LF- GENERATING
MORGAN,HANI	NEW YORK NY	Presentation	224	GENERAL/SE LF- GENERATING
MORGAN,HANI	NEW YORK NY	Presentation	239	GENERAL/SE LF- GENERATING
MOSER,STEVEN R	NEW ORLEANS, LA	Business Meeting	297	GENERAL/SE LF- GENERATING
MOSER,STEVEN R	DENVER CO	Business Meeting	853	GENERAL/SE LF- GENERATING
MOSER,STEVEN R	NEW ORLEANS, LA	Business Meeting	120	GENERAL/SE LF- GENERATING
MOSER,STEVEN R	DENVER CO	Business Meeting	445	GENERAL/SE LF- GENERATING
MOSER,STEVEN R	NEW ORLEANS, LA	Business Meeting	41	GENERAL/SE LF- GENERATING
MOSER,STEVEN R	DENVER CO	Business Meeting	158	GENERAL/SE LF- GENERATING
MOSER,STEVEN R	BALTIMORE, MD	Conf/Semnr/Wkshp	914	GENERAL/SE LF- GENERATING
MOSER,STEVEN R	DALLAS, TX	Conf/Semnr/Wkshp	746	GENERAL/SE LF- GENERATING
MOSER,STEVEN R	SAN ANTONIO, TX	Business Meeting	856	GENERAL/SE LF- GENERATING
MOSER,STEVEN R	WASHINGTON, DC	Conf/Semnr/Wkshp	880	GENERAL/SE LF- GENERATING
MOSER,STEVEN R	BALTIMORE, MD	Conf/Semnr/Wkshp	72	GENERAL/SE LF- GENERATING
MOSER,STEVEN R	SAN ANTONIO, TX	Business Meeting	73	GENERAL/SE LF- GENERATING
MOSER,STEVEN R	WASHINGTON, DC	Conf/Semnr/Wkshp	102	GENERAL/SE LF- GENERATING
MOSER,STEVEN R	BALTIMORE, MD	Conf/Semnr/Wkshp	471	GENERAL/SE LF- GENERATING

**OUT-OF-STATE TRAVEL
FISCAL YEAR 2020**

University of Southern Mississippi (268-00)

Name of Agency

Note: All expenditures recorded on this form must be totaled and said total must agree with the out-of-state travel amount indicated for FY 2018 on Form Mbr-1, line 1.A.2.b.

Employee's Name	Destination	Purpose	Travel Cost	Funding Source
MOSER,STEVEN R	DALLAS, TX	Conf/Semnr/Wkshp	229	GENERAL/SE LF- GENERATING
MOSER,STEVEN R	SAN ANTONIO, TX	Business Meeting	345	GENERAL/SE LF- GENERATING
MOSER,STEVEN R	WASHINGTON, DC	Conf/Semnr/Wkshp	392	GENERAL/SE LF- GENERATING
MOSER,STEVEN R	BALTIMORE, MD	Conf/Semnr/Wkshp	81	GENERAL/SE LF- GENERATING
MOSER,STEVEN R	DALLAS, TX	Conf/Semnr/Wkshp	89	GENERAL/SE LF- GENERATING
MOSER,STEVEN R	SAN ANTONIO, TX	Business Meeting	52	GENERAL/SE LF- GENERATING
MOSER,STEVEN R	WASHINGTON, DC	Conf/Semnr/Wkshp	81	GENERAL/SE LF- GENERATING
MURALI,BEDDHU	PENSACOLA, FL	Conf/Semnr/Wkshp	1,794	GENERAL/SE LF- GENERATING
MURALI,BEDDHU	PENSACOLA, FL	Conf/Semnr/Wkshp	272	GENERAL/SE LF- GENERATING
MURPHREE,VANESSA	LITTLE ROCK, AR	Conf/Semnr/Wkshp	658	GENERAL/SE LF- GENERATING
MURPHREE,VANESSA	LITTLE ROCK, AR	Conf/Semnr/Wkshp	382	GENERAL/SE LF- GENERATING
MURPHREE,VANESSA	LITTLE ROCK, AR	Conf/Semnr/Wkshp	295	GENERAL/SE LF- GENERATING
MYERS,DAVID FRANKLIN	HOUSTON, TX	Conf/Semnr/Wkshp	1,171	GENERAL/SE LF- GENERATING
MYERS,DAVID FRANKLIN	HOUSTON, TX	Conf/Semnr/Wkshp	583	GENERAL/SE LF- GENERATING
NALL,JEREMY	RALEIGH, NC	Conf/Semnr/Wkshp	705	GENERAL/SE LF- GENERATING
NALL,JEREMY	RALEIGH, NC	Conf/Semnr/Wkshp	795	GENERAL/SE LF- GENERATING
NAQUIN,MARLENE	ROCHESTER, NY	Conf/Semnr/Wkshp	66	GENERAL/SE LF- GENERATING

**OUT-OF-STATE TRAVEL
FISCAL YEAR 2020**

University of Southern Mississippi (268-00)

Name of Agency

Note: All expenditures recorded on this form must be totaled and said total must agree with the out-of-state travel amount indicated for FY 2018 on Form Mbr-1, line 1.A.2.b.

Employee's Name	Destination	Purpose	Travel Cost	Funding Source
NAQUIN,MARLENE	ROCHESTER, NY	Conf/Semnr/Wkshp	565	GENERAL/SE LF- GENERATING
NAQUIN,MARLENE	ROCHESTER, NY	Conf/Semnr/Wkshp	154	GENERAL/SE LF- GENERATING
NELSEN,JOSEPH	DENVER, CO	Conf/Semnr/Wkshp	308	GENERAL/SE LF- GENERATING
NELSEN,JOSEPH	DENVER, CO	Conf/Semnr/Wkshp	192	GENERAL/SE LF- GENERATING
NEWTON,REBECCA	NEW ORLEANS, LA	Conf/Semnr/Wkshp	95	GENERAL/SE LF- GENERATING
NOLASCO,BRIAN	ATLANTA, GA	Conf/Semnr/Wkshp	120	GENERAL/SE LF- GENERATING
NOLASCO,BRIAN	ATLANTA, GAATLANTA, GA	Conf/Semnr/Wkshp	362	GENERAL/SE LF- GENERATING
NORED,LISA S	NEW ORLEANS, LA	Conf/Semnr/Wkshp	123	GENERAL/SE LF- GENERATING
NORED,LISA S	NEW ORLEANS, LA	Conf/Semnr/Wkshp	15	GENERAL/SE LF- GENERATING
NORED,LISA S	NEW ORLEANS, LA	Conf/Semnr/Wkshp	180	GENERAL/SE LF- GENERATING
NORVAL,GARY	ALPHARETTA, GA	Other	1,397	GENERAL/SE LF- GENERATING
NORVAL,GARY	ALPHARETTA, GA	Other	396	GENERAL/SE LF- GENERATING
NWACHUKWU,EMMANUE L ONYINGYE	TUSCALOOSA, AL	Conf/Semnr/Wkshp	199	GENERAL/SE LF- GENERATING
OLMI,D JOE	NEW ORLEANS LA	Conf/Semnr/Wkshp	157	GENERAL/SE LF- GENERATING
OLMI,D JOE	NEW ORLEANS LA	Conf/Semnr/Wkshp	100	GENERAL/SE LF- GENERATING
OLMI,D JOE	NEW ORLEANS LA	Conf/Semnr/Wkshp	245	GENERAL/SE LF- GENERATING
PARKER,PAULA DIANE	SAN DIEGO, CA	Conf/Semnr/Wkshp	1,534	GENERAL/SE LF- GENERATING

**OUT-OF-STATE TRAVEL
FISCAL YEAR 2020**

University of Southern Mississippi (268-00)

Name of Agency

Note: All expenditures recorded on this form must be totaled and said total must agree with the out-of-state travel amount indicated for FY 2018 on Form Mbr-1, line 1.A.2.b.

Employee's Name	Destination	Purpose	Travel Cost	Funding Source
PARKER,PAULA DIANE	SAN DIEGO, CA	Conf/Semnr/Wkshp	146	GENERAL/SE LF- GENERATING
PARKER,PAULA DIANE	SAN DIEGO, CA	Conf/Semnr/Wkshp	535	GENERAL/SE LF- GENERATING
PARKER,PAULA DIANE	SAN DIEGO, CA	Conf/Semnr/Wkshp	89	GENERAL/SE LF- GENERATING
PARKER,PAULA DIANE	SAN DIEGO, CA	Conf/Semnr/Wkshp	665	GENERAL/SE LF- GENERATING
PATEL,VIJAY M	PHOENIX, AZ	Conf/Semnr/Wkshp	1,302	GENERAL/SE LF- GENERATING
PATEL,VIJAY M	LOUISVILLE, KY	Conf/Semnr/Wkshp	785	GENERAL/SE LF- GENERATING
PATEL,VIJAY M	LOUISVILLE, KY	Conf/Semnr/Wkshp	85	GENERAL/SE LF- GENERATING
PATEL,VIJAY M	LOUISVILLE, KY	Conf/Semnr/Wkshp	427	GENERAL/SE LF- GENERATING
PATEL,VIJAY M	LOUISVILLE, KY	Conf/Semnr/Wkshp	84	GENERAL/SE LF- GENERATING
PATTERSON,THOMAS WILLIAM	NEW ORLEANS LA	Conf/Semnr/Wkshp	291	GENERAL/SE LF- GENERATING
PATTERSON,THOMAS WILLIAM	NEW ORLEANS LA	Conf/Semnr/Wkshp	155	GENERAL/SE LF- GENERATING
PEARSON,LUKE	CHARLESTON, SC	Conf/Semnr/Wkshp	304	GENERAL/SE LF- GENERATING
PEARSON,LUKE	CHARLESTON, SC	Conf/Semnr/Wkshp	16	GENERAL/SE LF- GENERATING
PEARSON,LUKE	CHARLESTON, SC	Conf/Semnr/Wkshp	180	GENERAL/SE LF- GENERATING
PELLECCHIA,CHRISTOPHE R M	CHICAGO, IL	Conf/Semnr/Wkshp	230	GENERAL/SE LF- GENERATING
PELLECCHIA,CHRISTOPHE R M	CHICAGO, IL	Conf/Semnr/Wkshp	73	GENERAL/SE LF- GENERATING
PELLECCHIA,CHRISTOPHE R M	CHICAGO, IL	Conf/Semnr/Wkshp	191	GENERAL/SE LF- GENERATING

**OUT-OF-STATE TRAVEL
FISCAL YEAR 2020**

University of Southern Mississippi (268-00)

Name of Agency

Note: All expenditures recorded on this form must be totaled and said total must agree with the out-of-state travel amount indicated for FY 2018 on Form Mbr-1, line 1.A.2.b.

Employee's Name	Destination	Purpose	Travel Cost	Funding Source
PELLECCHIA,CHRISTOPHE R M	CHICAGO, IL	Conf/Semnr/Wkshp	6	GENERAL/SE LF- GENERATING
PERRY,JOHN	LAFAYETTE, LA	Conf/Semnr/Wkshp	1,446	GENERAL/SE LF- GENERATING
PERRY,JOHN	LAFAYETTE, LA	Conf/Semnr/Wkshp	54	GENERAL/SE LF- GENERATING
PERRY,JOHN	LAFAYETTE, LA	Conf/Semnr/Wkshp	326	GENERAL/SE LF- GENERATING
PERRY,JOHN	LAFAYETTE, LA	Conf/Semnr/Wkshp	265	GENERAL/SE LF- GENERATING
PERRY,RICHARD	TALLAHASSEE, FL	Performance	1,181	GENERAL/SE LF- GENERATING
PERRY,RICHARD	TALLAHASSEE, FL	Performance	74	GENERAL/SE LF- GENERATING
PERRY,RICHARD	TALLAHASSEE, FL	Performance	219	GENERAL/SE LF- GENERATING
PETERSON,LINDSEY	KENNER, LA	Performance	267	GENERAL/SE LF- GENERATING
PEYREFITTE,JOSEPH	SALT LAKE CITY, UT	Conf/Semnr/Wkshp	616	GENERAL/SE LF- GENERATING
PEYREFITTE,JOSEPH	SALT LAKE CITY, UT	Conf/Semnr/Wkshp	133	GENERAL/SE LF- GENERATING
PEYREFITTE,JOSEPH	SALT LAKE CITY, UT	Conf/Semnr/Wkshp	447	GENERAL/SE LF- GENERATING
PEYREFITTE,JOSEPH	SALT LAKE CITY, UT	Conf/Semnr/Wkshp	45	GENERAL/SE LF- GENERATING
PHILLIPS,DENNIS R	INDIANAPOLIS, IN	Business Meeting	25	GENERAL/SE LF- GENERATING
PHILLIPS,DENNIS R	DESTIN, FL	Conf/Semnr/Wkshp	622	GENERAL/SE LF- GENERATING
PHILLIPS,DENNIS R	INDIANAPOLIS, IN	Business Meeting	76	GENERAL/SE LF- GENERATING
PHILLIPS,DENNIS R	DESTIN, FL	Conf/Semnr/Wkshp	253	GENERAL/SE LF- GENERATING

**OUT-OF-STATE TRAVEL
FISCAL YEAR 2020**

University of Southern Mississippi (268-00)

Name of Agency

Note: All expenditures recorded on this form must be totaled and said total must agree with the out-of-state travel amount indicated for FY 2018 on Form Mbr-1, line 1.A.2.b.

Employee's Name	Destination	Purpose	Travel Cost	Funding Source
PHILLIPS,DENNIS R	INDIANAPOLIS, IN	Business Meeting	65	GENERAL/SE LF- GENERATING
PHILLIPS,DENNIS R	DESTIN, FL	Conf/Semnr/Wkshp	28	GENERAL/SE LF- GENERATING
PHILLIPS,DENNIS R	WASHINGTON, DC	Conf/Semnr/Wkshp	905	GENERAL/SE LF- GENERATING
PHILLIPS,DENNIS R	WASHINGTON, DC	Conf/Semnr/Wkshp	124	GENERAL/SE LF- GENERATING
PHILLIPS,DENNIS R	WASHINGTON, DC	Conf/Semnr/Wkshp	218	GENERAL/SE LF- GENERATING
PHILLIPS,DENNIS R	WASHINGTON, DC	Conf/Semnr/Wkshp	56	GENERAL/SE LF- GENERATING
PHILLIPS,DENNIS R	WASHINGTON, DC	Conf/Semnr/Wkshp	150	GENERAL/SE LF- GENERATING
PIERCE,GREG W	ATLANTA GA	Conf/Semnr/Wkshp	1,022	GENERAL/SE LF- GENERATING
PIERCE,GREG W	ATLANTA GA	Conf/Semnr/Wkshp	127	GENERAL/SE LF- GENERATING
PIERCE,GREG W	PTE/ATLANTA, GA	Conf/Semnr/Wkshp	328	GENERAL/SE LF- GENERATING
PIERCE,JAMES W IV	ATLANTA, GA	Presentation	489	GENERAL/SE LF- GENERATING
PIERCE,JAMES W IV	ATLANTA, GA	Presentation	195	GENERAL/SE LF- GENERATING
PILAND,SCOTT	NEW ORLEANS, LA	Conf/Semnr/Wkshp	721	GENERAL/SE LF- GENERATING
PILAND,SCOTT	NEW ORLEANS, LA	Conf/Semnr/Wkshp	122	GENERAL/SE LF- GENERATING
PILAND,SCOTT	NEW ORLEANS, LA	Conf/Semnr/Wkshp	45	GENERAL/SE LF- GENERATING
PINEDA,ROBERTO	SAN ANTONIO, TX	Other	115	GENERAL/SE LF- GENERATING
PORTIA, GRANGER	NEW ORLEANS, LA	Workshop	390	GENERAL/SE LF- GENERATING

**OUT-OF-STATE TRAVEL
FISCAL YEAR 2020**

University of Southern Mississippi (268-00)

Name of Agency

Note: All expenditures recorded on this form must be totaled and said total must agree with the out-of-state travel amount indicated for FY 2018 on Form Mbr-1, line 1.A.2.b.

Employee's Name	Destination	Purpose	Travel Cost	Funding Source
POSEY, PAMELA	COLLEGE STATION, TX	Business Meeting	67	GENERAL/SE LF- GENERATING
POSEY,PAMELA G	GREENVILLE, SC	Conf/Semnr/Wkshp	1,064	GENERAL/SE LF- GENERATING
POSEY,PAMELA G	GREENVILLE, SC	Conf/Semnr/Wkshp	72	GENERAL/SE LF- GENERATING
POSEY,PAMELA G	GREENVILLE, SC	Conf/Semnr/Wkshp	371	GENERAL/SE LF- GENERATING
POSEY,PAMELA G	GREENVILLE, SC	Conf/Semnr/Wkshp	151	GENERAL/SE LF- GENERATING
POSEY,PAMELA G	GREENVILLE, SC	Conf/Semnr/Wkshp	345	GENERAL/SE LF- GENERATING
PRESS,ROBERT M	CHICAGO, IL	Conf/Semnr/Wkshp	262	GENERAL/SE LF- GENERATING
PRESS,ROBERT M	CHICAGO, IL	Conf/Semnr/Wkshp	72	GENERAL/SE LF- GENERATING
PRESS,ROBERT M	CHICAGO, IL	Conf/Semnr/Wkshp	251	GENERAL/SE LF- GENERATING
PRESS,ROBERT M	CHICAGO, IL	Conf/Semnr/Wkshp	215	GENERAL/SE LF- GENERATING
PUCKETT,TERRY MARKHAM	RIVERSIDE CA	Other	492	GENERAL/SE LF- GENERATING
PUCKETT,TERRY MARKHAM	RIVERSIDE CA	Other	308	GENERAL/SE LF- GENERATING
QUIN,MATTHEW	STARKVILLE MS	Conf/Semnr/Wkshp	393	GENERAL/SE LF- GENERATING
QUIN,MATTHEW	STARKVILLE MS	Conf/Semnr/Wkshp	203	GENERAL/SE LF- GENERATING
R. BENNETT, G. CANNON, C. DRISKELL, H. ERNST, J. BOYKIN	MANASSAS, VA	Business Meeting	(5,120)	GENERAL/SE LF- GENERATING
R. BENNETT, G. GORDON, S. MOSER, C. DRISKELL	WASHINGTON, DC	Business Meeting	(5,200)	GENERAL/SE LF- GENERATING
R. BENNETT, J. GILBERT, B. MORRISON, G. OGLETREE, B. PHILLIPS	FAYETTEVILLE, AR	Business Meeting	(2,800)	GENERAL/SE LF- GENERATING

**OUT-OF-STATE TRAVEL
FISCAL YEAR 2020**

University of Southern Mississippi (268-00)

Name of Agency

Note: All expenditures recorded on this form must be totaled and said total must agree with the out-of-state travel amount indicated for FY 2018 on Form Mbr-1, line 1.A.2.b.

Employee's Name	Destination	Purpose	Travel Cost	Funding Source
RABER,GEORGE T	SALT LAKE CITY UT	Business Meeting	127	GENERAL/SE LF- GENERATING
RABER,GEORGE T	SALT LAKE CITY UT	Business Meeting	22	GENERAL/SE LF- GENERATING
RABER,GEORGE T	SALT LAKE CITY UT	Business Meeting	196	GENERAL/SE LF- GENERATING
RABER,GEORGE T	SALT LAKE CITY UT	Business Meeting	456	GENERAL/SE LF- GENERATING
RADLEY,KEITH	WASHINGTON, DC	Conf/Semnr/Wkshp	52	GENERAL/SE LF- GENERATING
RADLEY,KEITH	WASHINGTON, DC	Conf/Semnr/Wkshp	88	GENERAL/SE LF- GENERATING
RAND, CATHERINE	NATIONAL BAND ASSOC	INDIVIDUAL MEMBERSHIP	55	GENERAL/SE LF- GENERATING
RAND,CATHERINE A	CHICAGO, IL	Conf/Semnr/Wkshp	753	GENERAL/SE LF- GENERATING
RAND,CATHERINE A	GATLINBURG, TN	Conf/Semnr/Wkshp	918	GENERAL/SE LF- GENERATING
RAND,CATHERINE A	CHICAGO, IL	Conf/Semnr/Wkshp	128	GENERAL/SE LF- GENERATING
RAND,CATHERINE A	GATLINBURG, TN	Conf/Semnr/Wkshp	75	GENERAL/SE LF- GENERATING
RAND,CATHERINE A	GATLINBURG, TN	Conf/Semnr/Wkshp	214	GENERAL/SE LF- GENERATING
RAND,CATHERINE A	CHICAGO, IL	Conf/Semnr/Wkshp	448	GENERAL/SE LF- GENERATING
RAND,CATHERINE A	GATLINBURG, TN	Conf/Semnr/Wkshp	573	GENERAL/SE LF- GENERATING
RAND,CATHERINE A	CHICAGO, IL	Conf/Semnr/Wkshp	190	GENERAL/SE LF- GENERATING
RAND,CATHERINE A	GATLINBURG, TN	Conf/Semnr/Wkshp	122	GENERAL/SE LF- GENERATING
RAND,CATHERINE A	CHICAGO, IL	Conf/Semnr/Wkshp	175	GENERAL/SE LF- GENERATING

**OUT-OF-STATE TRAVEL
FISCAL YEAR 2020**

University of Southern Mississippi (268-00)

Name of Agency

Note: All expenditures recorded on this form must be totaled and said total must agree with the out-of-state travel amount indicated for FY 2018 on Form Mbr-1, line 1.A.2.b.

Employee's Name	Destination	Purpose	Travel Cost	Funding Source
RAND,CATHERINE A	GATLINBURG, TN	Conf/Semnr/Wkshp	35	GENERAL/SE LF- GENERATING
RAND,CATHERINE A	TAMPA, FL	Research and Teaching	8,000	GENERAL/SE LF- GENERATING
RAND,CATHERINE A	TAMPA, FL	Research and Teaching	1,580	GENERAL/SE LF- GENERATING
RAND,CATHERINE A	TAMPA, FL	Performance	11,200	GENERAL/SE LF- GENERATING
RAYBORN,MICHONG	SEATTLE, WA	Conf/Semnr/Wkshp	692	GENERAL/SE LF- GENERATING
RAYBORN,MICHONG	NEW ORLEANS, LA	Conf/Semnr/Wkshp	209	GENERAL/SE LF- GENERATING
RAYBORN,MICHONG	SEATTLE, WA	Conf/Semnr/Wkshp	120	GENERAL/SE LF- GENERATING
RAYBORN,MICHONG	SEATTLE, WA	Conf/Semnr/Wkshp	325	GENERAL/SE LF- GENERATING
RAYBORN,MICHONG	SEATTLE, WA	Conf/Semnr/Wkshp	79	GENERAL/SE LF- GENERATING
RAYBORN,MICHONG	SEATTLE, WA	Conf/Semnr/Wkshp	599	GENERAL/SE LF- GENERATING
RAYBORN,MICHONG	NEW ORLEANS, LA	Conf/Semnr/Wkshp	475	GENERAL/SE LF- GENERATING
RAYBORN,SUSAN G	DENVER, CO	Conf/Semnr/Wkshp	414	GENERAL/SE LF- GENERATING
RAYBORN,SUSAN G	DENVER, CO	Conf/Semnr/Wkshp	1,196	GENERAL/SE LF- GENERATING
RAYBORN,SUSAN G	DENVER,CO	Conference	414	GENERAL/SE LF- GENERATING
RAYBORN,SUSAN G	DENVER, CO	Conf/Semnr/Wkshp	77	GENERAL/SE LF- GENERATING
READY,STACEY C	PTE/DESTIN, FL	Conf/Semnr/Wkshp	150	GENERAL/SE LF- GENERATING
READY,STACEY C	DESTIN, FL	Conf/Semnr/Wkshp	522	GENERAL/SE LF- GENERATING

**OUT-OF-STATE TRAVEL
FISCAL YEAR 2020**

University of Southern Mississippi (268-00)

Name of Agency

Note: All expenditures recorded on this form must be totaled and said total must agree with the out-of-state travel amount indicated for FY 2018 on Form Mbr-1, line 1.A.2.b.

Employee's Name	Destination	Purpose	Travel Cost	Funding Source
READY,STACEY C	DESTIN, FL	Conf/Semnr/Wkshp	4	GENERAL/SE LF- GENERATING
READY,STACEY C	NASHVILLE, TN	Conf/Semnr/Wkshp	137	GENERAL/SE LF- GENERATING
READY,STACEY C	NASHVILLE, TN	Conf/Semnr/Wkshp	92	GENERAL/SE LF- GENERATING
READY,STACEY C	NASHVILLE, TN	Conf/Semnr/Wkshp	10	GENERAL/SE LF- GENERATING
REDDY,NIKHIL	NEW ORLEANS, LA	Recruitment	123	GENERAL/SE LF- GENERATING
REDDY,NIKHIL	NEW ORLEANS, LA	Recruitment	123	GENERAL/SE LF- GENERATING
REGAN,JENNIFER	BOULDER,CO	Conf/Semnr/Wkshp	717	GENERAL/SE LF- GENERATING
REGAN,JENNIFER	BOULDER,CO	Conf/Semnr/Wkshp	208	GENERAL/SE LF- GENERATING
REGAN,JENNIFER	BOULDER,CO	Conf/Semnr/Wkshp	274	GENERAL/SE LF- GENERATING
REGAN,JENNIFER	BOULDER,CO	Conf/Semnr/Wkshp	60	GENERAL/SE LF- GENERATING
REGAN,JENNIFER	ATLANTA, GA	Research and Teaching	374	GENERAL/SE LF- GENERATING
REGAN,JENNIFER	ATLANTA, GA	Research and Teaching	149	GENERAL/SE LF- GENERATING
REHNER,TIMOTHY A	HARTFORD CT	Conf/Semnr/Wkshp	150	GENERAL/SE LF- GENERATING
REID,JULIE ANN	DENVER, CO	Conf/Semnr/Wkshp	1,030	GENERAL/SE LF- GENERATING
REID,JULIE ANN	DENVER, CO	Conf/Semnr/Wkshp	292	GENERAL/SE LF- GENERATING
REID,JULIE ANN	DENVER, CO	Conf/Semnr/Wkshp	55	GENERAL/SE LF- GENERATING
REISCHMAN, STACY	TUCSON, AZ	Conference	350	GENERAL/SE LF- GENERATING

**OUT-OF-STATE TRAVEL
FISCAL YEAR 2020**

University of Southern Mississippi (268-00)

Name of Agency

Note: All expenditures recorded on this form must be totaled and said total must agree with the out-of-state travel amount indicated for FY 2018 on Form Mbr-1, line 1.A.2.b.

Employee's Name	Destination	Purpose	Travel Cost	Funding Source
REISCHMAN, STACY	ATLANTA, GA	Conference	375	GENERAL/SE LF- GENERATING
REMPPEL,MORGAN	SANTA FE, NM	Presentation	734	GENERAL/SE LF- GENERATING
REMPPEL,MORGAN	SANTA FE, NM	Presentation	131	GENERAL/SE LF- GENERATING
REMPPEL,MORGAN	SANTA FE, NM	Presentation	79	GENERAL/SE LF- GENERATING
REMPPEL,MORGAN	SANTA FE, NM	Presentation	323	GENERAL/SE LF- GENERATING
REMPPEL,MORGAN	SANTA FE, NM	Presentation	125	GENERAL/SE LF- GENERATING
REX,MAYA	ATLANTA, GA	Conf/Semnr/Wkshp	119	GENERAL/SE LF- GENERATING
RICHARDS,KRISTEN A	HUNTSVILLE, AL	Recruitment	515	GENERAL/SE LF- GENERATING
RICHARDS,KRISTEN A	HUNTSVILLE, AL	Recruitment	179	GENERAL/SE LF- GENERATING
RICHARDS,KRISTEN A	BIRMINGHAM, AL	Recruitment	489	GENERAL/SE LF- GENERATING
RICHARDS,KRISTEN A	HUNTSVILLE	Recruitment	499	GENERAL/SE LF- GENERATING
RICHARDS,KRISTEN A	TENNESSEE	Recruitment	681	GENERAL/SE LF- GENERATING
RICHARDS,KRISTEN A	HUNTSVILLE, AL	Recruitment	179	GENERAL/SE LF- GENERATING
RICHARDS,KRISTEN A	BIRMINGHAM, AL	Recruitment	191	GENERAL/SE LF- GENERATING
RICHARDS,KRISTEN A	BHAM AL	Recruitment	224	GENERAL/SE LF- GENERATING
RICHARDS,KRISTEN A	CHATTANOOGA TN	Recruitment	191	GENERAL/SE LF- GENERATING
RICHARDS,KRISTEN A	BHAM AL	Recruitment	148	GENERAL/SE LF- GENERATING

**OUT-OF-STATE TRAVEL
FISCAL YEAR 2020**

University of Southern Mississippi (268-00)

Name of Agency

Note: All expenditures recorded on this form must be totaled and said total must agree with the out-of-state travel amount indicated for FY 2018 on Form Mbr-1, line 1.A.2.b.

Employee's Name	Destination	Purpose	Travel Cost	Funding Source
RICHARDS,KRISTEN A	NEW ORLEANS, LA	Conf/Semnr/Wkshp	168	GENERAL/SE LF- GENERATING
RICHARDS,KRISTEN A	NEW ORLEANS, LA	Conf/Semnr/Wkshp	13	GENERAL/SE LF- GENERATING
RICHARDS,LAUREN ELIZABETH	BIRMINGHAM AL	Conf/Semnr/Wkshp	211	GENERAL/SE LF- GENERATING
RICHARDS,LAUREN ELIZABETH	BIRMINGHAM AL	Conf/Semnr/Wkshp	259	GENERAL/SE LF- GENERATING
RICHARDS,LAUREN ELIZABETH	BIRMINGHAM AL	Conf/Semnr/Wkshp	7	GENERAL/SE LF- GENERATING
RICHARDS,LAUREN ELIZABETH	COLUMBIA SC	Conf/Semnr/Wkshp	738	GENERAL/SE LF- GENERATING
RICHARDS,LAUREN ELIZABETH	COLUMBIA SC	Conf/Semnr/Wkshp	101	GENERAL/SE LF- GENERATING
RICHARDS,LAUREN ELIZABETH	COLUMBIA SC	Conf/Semnr/Wkshp	418	GENERAL/SE LF- GENERATING
RICHARDS,LAUREN ELIZABETH	COLUMBIA SC	Conf/Semnr/Wkshp	53	GENERAL/SE LF- GENERATING
RIGSBY, MARK	PITTSBURGH, PA	Conference	198	GENERAL/SE LF- GENERATING
RIGSBY,MARK	PTE/PITTSBURG, PA	Conf/Semnr/Wkshp	181	GENERAL/SE LF- GENERATING
RIGSBY,MARK	PITTSBURGH, PA	Conf/Semnr/Wkshp	663	GENERAL/SE LF- GENERATING
RIGSBY,MARK	PTE/PITTSBURG, PA	Conf/Semnr/Wkshp	336	GENERAL/SE LF- GENERATING
RIKABI,GULENIA	NEW ORLEANS LA	Conf/Semnr/Wkshp	1,500	GENERAL/SE LF- GENERATING
ROBERTS,TRUETT	NEW ORLEANS, LA	Conf/Semnr/Wkshp	558	GENERAL/SE LF- GENERATING
ROBERTS,TRUETT	NEW ORLEANS, LA	Conf/Semnr/Wkshp	122	GENERAL/SE LF- GENERATING
ROBERTS,TRUETT	NEW ORLEANS, LA	Conf/Semnr/Wkshp	90	GENERAL/SE LF- GENERATING

**OUT-OF-STATE TRAVEL
FISCAL YEAR 2020**

University of Southern Mississippi (268-00)

Name of Agency

Note: All expenditures recorded on this form must be totaled and said total must agree with the out-of-state travel amount indicated for FY 2018 on Form Mbr-1, line 1.A.2.b.

Employee's Name	Destination	Purpose	Travel Cost	Funding Source
ROBERTSON,AMBER	PITTSBURGH, PA	Conf/Semnr/Wkshp	280	GENERAL/SE LF- GENERATING
ROBERTSON,AMBER	PITTSBURGH, PA	Conf/Semnr/Wkshp	388	GENERAL/SE LF- GENERATING
ROBERTSON,AMBER	PITTSBURGH, PA	Conf/Semnr/Wkshp	79	GENERAL/SE LF- GENERATING
ROBERTSON,AMBER	PITTSBURGH, PA	Conf/Semnr/Wkshp	120	GENERAL/SE LF- GENERATING
ROBINSON,DOUGLAS W	PENSACOLA, FL	Recruitment	78	GENERAL/SE LF- GENERATING
ROBINSON,DOUGLAS W	FTRUCKER, AL	Business Meeting	101	GENERAL/SE LF- GENERATING
ROBINSON,DOUGLAS W	PENSACOLA, FL	Conf/Semnr/Wkshp	138	GENERAL/SE LF- GENERATING
ROBINSON,DOUGLAS W	PENSACOLA, FL	Recruitment	277	GENERAL/SE LF- GENERATING
ROBINSON,DOUGLAS W	MONTGOMERY, AL	Recruitment	82	GENERAL/SE LF- GENERATING
ROBINSON,DOUGLAS W	EGLIN AFB FL	Business Meeting	155	GENERAL/SE LF- GENERATING
ROBINSON,DOUGLAS W	PENSACOLA FL	Business Meeting	86	GENERAL/SE LF- GENERATING
ROBINSON,DOUGLAS W	PENSACOLA, FL	Recruitment	101	GENERAL/SE LF- GENERATING
ROBINSON,DOUGLAS W	FTRUCKER, AL	Recruitment	101	GENERAL/SE LF- GENERATING
ROBINSON,DOUGLAS W	PENSACOLA, FL	Conf/Semnr/Wkshp	92	GENERAL/SE LF- GENERATING
ROBINSON,DOUGLAS W	PENSACOLA, FL	Recruitment	146	GENERAL/SE LF- GENERATING
ROBINSON,DOUGLAS W	MONTGOMERY, AL	Recruitment	116	GENERAL/SE LF- GENERATING
ROBINSON,DOUGLAS W	EGLIN AFB FL	Business Meeting	44	GENERAL/SE LF- GENERATING

**OUT-OF-STATE TRAVEL
FISCAL YEAR 2020**

University of Southern Mississippi (268-00)

Name of Agency

Note: All expenditures recorded on this form must be totaled and said total must agree with the out-of-state travel amount indicated for FY 2018 on Form Mbr-1, line 1.A.2.b.

Employee's Name	Destination	Purpose	Travel Cost	Funding Source
ROBINSON,DOUGLAS W	GULFPORT, AL	Business Meeting	57	GENERAL/SE LF- GENERATING
ROGERS,RACHEL ELBA	DENVER, CO	Conf/Semnr/Wkshp	309	GENERAL/SE LF- GENERATING
ROGERS,RACHEL ELBA	DENVER, CO	Conf/Semnr/Wkshp	191	GENERAL/SE LF- GENERATING
ROSS,DIANE F D	MINNEAPOLIS, MN	Conf/Semnr/Wkshp	1,445	GENERAL/SE LF- GENERATING
ROSS,DIANE F D	MINNEAPOLIS, MN	Conf/Semnr/Wkshp	345	GENERAL/SE LF- GENERATING
ROWELL,ARTHUR	ORLANDO, FL	Conf/Semnr/Wkshp	1,404	GENERAL/SE LF- GENERATING
ROWELL,ARTHUR	ORLANDO, FL	Conf/Semnr/Wkshp	648	GENERAL/SE LF- GENERATING
ROWELL,ARTHUR	ORLANDO, FL	Conf/Semnr/Wkshp	76	GENERAL/SE LF- GENERATING
RUFFIN,ELLEN H	PRINCETON, NJ	Business Meeting	687	GENERAL/SE LF- GENERATING
RUFFIN,ELLEN H	NEW ORLEANS, LA	Business Meeting	100	GENERAL/SE LF- GENERATING
RUFFIN,ELLEN H	PRINCETON, NJ	Business Meeting	71	GENERAL/SE LF- GENERATING
RUFFIN,ELLEN H	NEW ORLEANS, LA	Business Meeting	70	GENERAL/SE LF- GENERATING
RUFFIN,ELLEN H	NEW ORLEANS, LA	Business Meeting	31	GENERAL/SE LF- GENERATING
RUFFIN,ELLEN H	PRINCETON, NJ	Business Meeting	36	GENERAL/SE LF- GENERATING
RUFFIN,ELLEN H	PRINCETON, NJ	Business Meeting	138	GENERAL/SE LF- GENERATING
RUSSELL,RUSTIN S	ORANGE BCH, AL	Conf/Semnr/Wkshp	625	GENERAL/SE LF- GENERATING
RUSSELL,RUSTIN S	ORANGE BCH, AL	Conf/Semnr/Wkshp	923	GENERAL/SE LF- GENERATING

**OUT-OF-STATE TRAVEL
FISCAL YEAR 2020**

University of Southern Mississippi (268-00)

Name of Agency

Note: All expenditures recorded on this form must be totaled and said total must agree with the out-of-state travel amount indicated for FY 2018 on Form Mbr-1, line 1.A.2.b.

Employee's Name	Destination	Purpose	Travel Cost	Funding Source
RUSSELL,RUSTIN S	ORANGE BCH, AL	Conf/Semnr/Wkshp	157	GENERAL/SE LF- GENERATING
RUSSELL,RUSTIN S	ORANGE BEACH, AL	Seminar	625	GENERAL/SE LF- GENERATING
RYAN,MAUREEN A	DENVER, CO	Conf/Semnr/Wkshp	217	GENERAL/SE LF- GENERATING
RYAN,MAUREEN A	DENVER, CO	Conf/Semnr/Wkshp	93	GENERAL/SE LF- GENERATING
SABINE, HEINHORST	ATLANTA, GA	Conference	425	GENERAL/SE LF- GENERATING
SANOW,ANNE	TAMPA FL	Conf/Semnr/Wkshp	792	GENERAL/SE LF- GENERATING
SANOW,ANNE	TAMPA FL	Conf/Semnr/Wkshp	383	GENERAL/SE LF- GENERATING
SANTOS,GERARDO	HOUSTON, TX	Other	345	GENERAL/SE LF- GENERATING
SANTOS,GERARDO	HOUSTON, TX	Other	130	GENERAL/SE LF- GENERATING
SANTOS,GERARDO	MOBILE, AL	Observation	105	GENERAL/SE LF- GENERATING
SANTOS,GERARDO	HOUSTON, TX	Other	278	GENERAL/SE LF- GENERATING
SANTOS,GERARDO	HOUSTON, TX	Other	88	GENERAL/SE LF- GENERATING
SAYRE,EDWARD A	NEW ORLEANS LA	Conf/Semnr/Wkshp	703	GENERAL/SE LF- GENERATING
SAYRE,EDWARD A	NEW ORLEANS LA	Conf/Semnr/Wkshp	245	GENERAL/SE LF- GENERATING
SAYRE,EDWARD A	NEW ORLEANS LA	Conf/Semnr/Wkshp	75	GENERAL/SE LF- GENERATING
SCHAFFER, LENORE	GC - COAST	Business Meeting	38	GENERAL/SE LF- GENERATING
SCHAFFER, LENORE	GC - COAST	Business Meeting	34	GENERAL/SE LF- GENERATING

**OUT-OF-STATE TRAVEL
FISCAL YEAR 2020**

University of Southern Mississippi (268-00)

Name of Agency

Note: All expenditures recorded on this form must be totaled and said total must agree with the out-of-state travel amount indicated for FY 2018 on Form Mbr-1, line 1.A.2.b.

Employee's Name	Destination	Purpose	Travel Cost	Funding Source
SCHAFFER, LENORE	GC- COAST CAMPUS	Business Meeting	34	GENERAL/SE LF- GENERATING
SCHAFFER, LENORE	GC - COAST	Business Meeting	34	GENERAL/SE LF- GENERATING
SCHAFFER, LENORE	PHILADELPHIA, PA	Training	3,238	GENERAL/SE LF- GENERATING
SCHAFFER,LENORE	PHILADELPHIA, PA	Conf/Semnr/Wkshp	1,976	GENERAL/SE LF- GENERATING
SCHAFFER,LENORE	PHILADELPHIA, PA	Conf/Semnr/Wkshp	73	GENERAL/SE LF- GENERATING
SCHAFFER,LENORE	PTE/PHILADELPHIA, PA	Conf/Semnr/Wkshp	440	GENERAL/SE LF- GENERATING
SCHAFFER,LENORE	PHILADELPHIA, PA	Conf/Semnr/Wkshp	101	GENERAL/SE LF- GENERATING
SCHEER,CHARLES	LOWELL, MA	Conf/Semnr/Wkshp	300	GENERAL/SE LF- GENERATING
SCHRAEDER,MICHELE L	ATLANTA, GA	Conf/Semnr/Wkshp	1,170	GENERAL/SE LF- GENERATING
SCHRAEDER,MICHELE L	ATLANTA, GA	Conf/Semnr/Wkshp	404	GENERAL/SE LF- GENERATING
SCHRAEDER,MICHELE L	ATLANTA, GA	Conf/Semnr/Wkshp	140	GENERAL/SE LF- GENERATING
SCHRAEDER,MICHELE L	ATLANTA, GA	Conf/Semnr/Wkshp	509	GENERAL/SE LF- GENERATING
SCOTT,SUSAN W	ATLANTA, GA	Conf/Semnr/Wkshp	772	GENERAL/SE LF- GENERATING
SCOTT,SUSAN W	ATLANTA, GA	Conf/Semnr/Wkshp	72	GENERAL/SE LF- GENERATING
SCOTT,SUSAN W	ATLANTA, GA	Conf/Semnr/Wkshp	330	GENERAL/SE LF- GENERATING
SCOTT,SUSAN W	ATLANTA, GA	Conf/Semnr/Wkshp	171	GENERAL/SE LF- GENERATING
SEALS,CHADRICK DEWAYNE	KEYSTONE, CO	Conf/Semnr/Wkshp	1,223	GENERAL/SE LF- GENERATING

**OUT-OF-STATE TRAVEL
FISCAL YEAR 2020**

University of Southern Mississippi (268-00)

Name of Agency

Note: All expenditures recorded on this form must be totaled and said total must agree with the out-of-state travel amount indicated for FY 2018 on Form Mbr-1, line 1.A.2.b.

Employee's Name	Destination	Purpose	Travel Cost	Funding Source
SEALS,CHADRICK DEWAYNE	KEYSTONE, CO	Conf/Semnr/Wkshp	131	GENERAL/SE LF- GENERATING
SEALS,CHADRICK DEWAYNE	KEYSTONE, CO	Conf/Semnr/Wkshp	290	GENERAL/SE LF- GENERATING
SEALS,CHADRICK DEWAYNE	KEYSTONE, CO	Conf/Semnr/Wkshp	257	GENERAL/SE LF- GENERATING
SEALS,CHADRICK DEWAYNE	KEYSTONE, CO	Conf/Semnr/Wkshp	93	GENERAL/SE LF- GENERATING
SELLERS,JOHNNIE MICHAEL	ST. LOUIS, MO	Conf/Semnr/Wkshp	500	GENERAL/SE LF- GENERATING
SELLERS,JOHNNIE MICHAEL	PTE/ST. LOUIS, MO	Conf/Semnr/Wkshp	250	GENERAL/SE LF- GENERATING
SELLERS,JOHNNIE MICHAEL	PTE/ST. LOUIS, MO	Conf/Semnr/Wkshp	455	GENERAL/SE LF- GENERATING
SHEELA,SURAJ	NEW ORLEANS, LA	Other	131	GENERAL/SE LF- GENERATING
SHEELA,SURAJ	NEW ORLEANS, LA	Other	131	GENERAL/SE LF- GENERATING
SHEELA,SURAJ	NEW ORLEANS, LA	Other	131	GENERAL/SE LF- GENERATING
SHEELA,SURAJ	NEW ORLEANS, LA	Other	131	GENERAL/SE LF- GENERATING
SHEFFER,MARY LOU	CHICAGO, IL	Conf/Semnr/Wkshp	1,117	GENERAL/SE LF- GENERATING
SHEFFER,MARY LOU	PTE/CHICAGO, IL	Conf/Semnr/Wkshp	198	GENERAL/SE LF- GENERATING
SHEFFER,MARY LOU	PTE/CHICAGO, IL	Conf/Semnr/Wkshp	185	GENERAL/SE LF- GENERATING
SHEIKHOESLAMI,SOMA YYEH	PITTSBURGH, PA	Conf/Semnr/Wkshp	725	GENERAL/SE LF- GENERATING
SHEIKHOESLAMI,SOMA YYEH	PITTSBURGH, PA	Conf/Semnr/Wkshp	302	GENERAL/SE LF- GENERATING
SHERWOOD,ETHAN	MURFREESBORO, TN	Conf/Semnr/Wkshp	100	GENERAL/SE LF- GENERATING

**OUT-OF-STATE TRAVEL
FISCAL YEAR 2020**

University of Southern Mississippi (268-00)

Name of Agency

Note: All expenditures recorded on this form must be totaled and said total must agree with the out-of-state travel amount indicated for FY 2018 on Form Mbr-1, line 1.A.2.b.

Employee's Name	Destination	Purpose	Travel Cost	Funding Source
SIMMONS,VALERIE	GARDEN GROVE, CA	Conf/Semnr/Wkshp	3,476	GENERAL/SE LF- GENERATING
SIMMONS,VALERIE	GARDEN GROVE, CA	Conf/Semnr/Wkshp	1,890	GENERAL/SE LF- GENERATING
SIMMONS,VALERIE	BIRMINGHAM, AL	Conf/Semnr/Wkshp	1,704	GENERAL/SE LF- GENERATING
SLAGLE,AMY	WASHINGTON, DC	Conf/Semnr/Wkshp	593	GENERAL/SE LF- GENERATING
SLAGLE,AMY	WASHINGTON, DC	Conf/Semnr/Wkshp	72	GENERAL/SE LF- GENERATING
SLAGLE,AMY	WASHINGTON, DC	Conf/Semnr/Wkshp	310	GENERAL/SE LF- GENERATING
SLAGLE,AMY	WASHINGTON, DC	Conf/Semnr/Wkshp	30	GENERAL/SE LF- GENERATING
SLAGLE,AMY	WASHINGTON, DC	Conf/Semnr/Wkshp	120	GENERAL/SE LF- GENERATING
SLIMAN,DAVID	NEWPORT, RI	Business Meeting	409	GENERAL/SE LF- GENERATING
SLIMAN,DAVID	PHOENIX, AZ	Business Meeting	168	GENERAL/SE LF- GENERATING
SLIMAN,DAVID	NEWPORT, RI	Business Meeting	120	GENERAL/SE LF- GENERATING
SLIMAN,DAVID	PHOENIX, AZ	Business Meeting	120	GENERAL/SE LF- GENERATING
SLIMAN,DAVID	NEWPORT, RI	Business Meeting	115	GENERAL/SE LF- GENERATING
SLIMAN,DAVID	NEWPORT, RI	Business Meeting	308	GENERAL/SE LF- GENERATING
SLIMAN,DAVID	PHOENIX, AZ	Business Meeting	328	GENERAL/SE LF- GENERATING
SLIMAN,DAVID	NEWPORT, RI	Business Meeting	56	GENERAL/SE LF- GENERATING
SMITH,AMANDA	NEW ORLEANS, LA	Conf/Semnr/Wkshp	75	GENERAL/SE LF- GENERATING

**OUT-OF-STATE TRAVEL
FISCAL YEAR 2020**

University of Southern Mississippi (268-00)

Name of Agency

Note: All expenditures recorded on this form must be totaled and said total must agree with the out-of-state travel amount indicated for FY 2018 on Form Mbr-1, line 1.A.2.b.

Employee's Name	Destination	Purpose	Travel Cost	Funding Source
SMITH,LYNN L	FT WORTH TX	Conf/Semnr/Wkshp	744	GENERAL/SE LF- GENERATING
SMITH,LYNN L	FT. WORTH, TX2	Conf/Semnr/Wkshp	500	GENERAL/SE LF- GENERATING
SMITH,LYNN L	FT WORTH TX	Conf/Semnr/Wkshp	239	GENERAL/SE LF- GENERATING
SMITH,MAYLISA	EDWARDSVILLE, IL	Other	112	GENERAL/SE LF- GENERATING
SMITHKA,PAULA JEAN	RALEIGH, NC	Conf/Semnr/Wkshp	551	GENERAL/SE LF- GENERATING
SMITHKA,PAULA JEAN	RALEIGH, NC	Conf/Semnr/Wkshp	72	GENERAL/SE LF- GENERATING
SMITHKA,PAULA JEAN	RALEIGH, NC	Conf/Semnr/Wkshp	373	GENERAL/SE LF- GENERATING
SMITHKA,PAULA JEAN	RALEIGH, NC	Conf/Semnr/Wkshp	100	GENERAL/SE LF- GENERATING
STACEY, READY & PAULA, MATHIS	DESTIN, FL	Conference	900	GENERAL/SE LF- GENERATING
STANBACK,EMILY B	EL PASO, TX	Conf/Semnr/Wkshp	390	GENERAL/SE LF- GENERATING
STANBACK,EMILY B	EL PASO, TX	Conf/Semnr/Wkshp	438	GENERAL/SE LF- GENERATING
STANBACK,EMILY B	EL PASO, TX	Conf/Semnr/Wkshp	65	GENERAL/SE LF- GENERATING
STANBACK,EMILY B	EL PASO, TX	Conf/Semnr/Wkshp	180	GENERAL/SE LF- GENERATING
STANDLAND,JAMES	MILTON, FL	Conf/Semnr/Wkshp	10	GENERAL/SE LF- GENERATING
STANDLAND,JAMES	CHICAGO, IL	Conf/Semnr/Wkshp	756	GENERAL/SE LF- GENERATING
STANDLAND,JAMES	AUSTIN TX	Conf/Semnr/Wkshp	876	GENERAL/SE LF- GENERATING
STANDLAND,JAMES	CHICAGO, IL	Conf/Semnr/Wkshp	128	GENERAL/SE LF- GENERATING

**OUT-OF-STATE TRAVEL
FISCAL YEAR 2020**

University of Southern Mississippi (268-00)

Name of Agency

Note: All expenditures recorded on this form must be totaled and said total must agree with the out-of-state travel amount indicated for FY 2018 on Form Mbr-1, line 1.A.2.b.

Employee's Name	Destination	Purpose	Travel Cost	Funding Source
STANDLAND,JAMES	CHICAGO, IL	Conf/Semnr/Wkshp	578	GENERAL/SE LF- GENERATING
STANDLAND,JAMES	AUSTIN, TX	Conf/Semnr/Wkshp	521	GENERAL/SE LF- GENERATING
STANDLAND,JAMES	CHICAGO, IL	Conf/Semnr/Wkshp	142	GENERAL/SE LF- GENERATING
STANDLAND,JAMES	AUSTIN TX	Conf/Semnr/Wkshp	50	GENERAL/SE LF- GENERATING
STEEDMAN,MAREK	NASHVILLE, TN	Research and Teaching	137	GENERAL/SE LF- GENERATING
STEEDMAN,MAREK	NASHVILLE, TN	Research and Teaching	150	GENERAL/SE LF- GENERATING
STEEDMAN,MAREK	NASHVILLE, TN	Research and Teaching	30	GENERAL/SE LF- GENERATING
STENGRIM,LAURA ANN	DALLAS, TX	Conf/Semnr/Wkshp	592	GENERAL/SE LF- GENERATING
STENGRIM,LAURA ANN	HARRISONBURG VA	Conf/Semnr/Wkshp	607	GENERAL/SE LF- GENERATING
STENGRIM,LAURA ANN	HARRISONBURG VA	Conf/Semnr/Wkshp	108	GENERAL/SE LF- GENERATING
STENGRIM,LAURA ANN	DALLAS, TX	Conf/Semnr/Wkshp	208	GENERAL/SE LF- GENERATING
STEPANIUC, ECATERINA	PTE/TUSCALOOSA, AL	Conf/Semnr/Wkshp	100	GENERAL/SE LF- GENERATING
STEVEN, MOSER	DALLAS, TX	Conference	560	GENERAL/SE LF- GENERATING
STEVENS, LISA	SAN ANTONIA, TX	Conference	479	GENERAL/SE LF- GENERATING
STEVENS,LISA	AUBURN AL	Observation	334	GENERAL/SE LF- GENERATING
STEVENS,LISA	PTE/SAN ANTONIO, TX	Conf/Semnr/Wkshp	423	GENERAL/SE LF- GENERATING
STORY,JENNIFER LACHEL	ATLANTA, GA	Conf/Semnr/Wkshp	1,384	GENERAL/SE LF- GENERATING

**OUT-OF-STATE TRAVEL
FISCAL YEAR 2020**

University of Southern Mississippi (268-00)

Name of Agency

Note: All expenditures recorded on this form must be totaled and said total must agree with the out-of-state travel amount indicated for FY 2018 on Form Mbr-1, line 1.A.2.b.

Employee's Name	Destination	Purpose	Travel Cost	Funding Source
STORY,JENNIFER LACHEL	NEW ORLEANS LA	Conf/Semnr/Wkshp	885	GENERAL/SE LF- GENERATING
STORY,JENNIFER LACHEL	ATLANTA, GA	Conf/Semnr/Wkshp	414	GENERAL/SE LF- GENERATING
STORY,JENNIFER LACHEL	NEW ORLEANS LA	Conf/Semnr/Wkshp	122	GENERAL/SE LF- GENERATING
STORY,JENNIFER LACHEL	PTE/ATLANTA, GA	Conf/Semnr/Wkshp	620	GENERAL/SE LF- GENERATING
STOULIG,DEBORAH	WASHINGTON, DC	Conf/Semnr/Wkshp	761	GENERAL/SE LF- GENERATING
STOULIG,DEBORAH	WASHINGTON, DC	Conf/Semnr/Wkshp	99	GENERAL/SE LF- GENERATING
STOULIG,DEBORAH	WASHINGTON, DC	Conf/Semnr/Wkshp	268	GENERAL/SE LF- GENERATING
STOULIG,DEBORAH	WASHINGTON, DC	Conf/Semnr/Wkshp	85	GENERAL/SE LF- GENERATING
STOULIG,DEBORAH	WASHINGTON, DC	Conf/Semnr/Wkshp	635	GENERAL/SE LF- GENERATING
STUART,LORRAINE A	BOSTON, MA	Business Meeting	530	GENERAL/SE LF- GENERATING
STUART,LORRAINE A	BOSTON, MA	Business Meeting	28	GENERAL/SE LF- GENERATING
STUART,LORRAINE A	NEW ORLEANS, LA	Business Meeting	26	GENERAL/SE LF- GENERATING
STUART,LORRAINE A	BOSTON, MA	Business Meeting	388	GENERAL/SE LF- GENERATING
STUART,LORRAINE A	BOSTON, MA	Business Meeting	150	GENERAL/SE LF- GENERATING
STUART,LORRAINE A	NEW ORLEANS LA	Conf/Semnr/Wkshp	350	GENERAL/SE LF- GENERATING
STUR,HEATHER M	NEW ORLEANS, LA	Research and Teaching	355	GENERAL/SE LF- GENERATING
STUR,HEATHER M	NEW ORLEANS, LA	Research and Teaching	39	GENERAL/SE LF- GENERATING

**OUT-OF-STATE TRAVEL
FISCAL YEAR 2020**

University of Southern Mississippi (268-00)

Name of Agency

Note: All expenditures recorded on this form must be totaled and said total must agree with the out-of-state travel amount indicated for FY 2018 on Form Mbr-1, line 1.A.2.b.

Employee's Name	Destination	Purpose	Travel Cost	Funding Source
SUMNER,CHARLES	OAKLAND, CA	Conf/Semnr/Wkshp	478	GENERAL/SE LF- GENERATING
SUMNER,CHARLES	OAKLAND, CA	Conf/Semnr/Wkshp	398	GENERAL/SE LF- GENERATING
SUMNER,CHARLES	OAKLAND, CA	Conf/Semnr/Wkshp	33	GENERAL/SE LF- GENERATING
SUMNER,CHARLES	OAKLAND, CA	Conf/Semnr/Wkshp	250	GENERAL/SE LF- GENERATING
SUNG,ANDREW H	KENNER, LA	Other	263	GENERAL/SE LF- GENERATING
SUSAN, SCOTT	ATLANTA, GA	Conference	1,125	GENERAL/SE LF- GENERATING
SWANN,ANNA	BILOXI MS	Conf/Semnr/Wkshp	502	GENERAL/SE LF- GENERATING
SWANN,ANNA	BILOXI MS	Conf/Semnr/Wkshp	82	GENERAL/SE LF- GENERATING
SWANN,ANNA	BILOXI MS	Conf/Semnr/Wkshp	181	GENERAL/SE LF- GENERATING
SYRDAL,HOLLY	PITTSBURGH, PA	Conf/Semnr/Wkshp	643	GENERAL/SE LF- GENERATING
SYRDAL,HOLLY	LOUISVILLE, KY	Conf/Semnr/Wkshp	659	GENERAL/SE LF- GENERATING
SYRDAL,HOLLY	PITTSBURGH, PA	Conf/Semnr/Wkshp	414	GENERAL/SE LF- GENERATING
SYRDAL,HOLLY	LOUISVILLE, KY	Conf/Semnr/Wkshp	649	GENERAL/SE LF- GENERATING
SYRDAL,HOLLY	PITTSBURGH, PA	Conf/Semnr/Wkshp	64	GENERAL/SE LF- GENERATING
SYRDAL,HOLLY	LOUISVILLE, KY	Conf/Semnr/Wkshp	98	GENERAL/SE LF- GENERATING
SYRDAL,HOLLY	PITTSBURGH, PA	Conf/Semnr/Wkshp	195	GENERAL/SE LF- GENERATING
SYRDAL,HOLLY	LOUISVILLE, KY	Conf/Semnr/Wkshp	325	GENERAL/SE LF- GENERATING

**OUT-OF-STATE TRAVEL
FISCAL YEAR 2020**

University of Southern Mississippi (268-00)

Name of Agency

Note: All expenditures recorded on this form must be totaled and said total must agree with the out-of-state travel amount indicated for FY 2018 on Form Mbr-1, line 1.A.2.b.

Employee's Name	Destination	Purpose	Travel Cost	Funding Source
TATE,JENNY L	MENLO PARK CA	Conf/Semnr/Wkshp	1,157	GENERAL/SE LF- GENERATING
TATE,JENNY L	MENLO PARK CA	Conf/Semnr/Wkshp	93	GENERAL/SE LF- GENERATING
TATE,JENNY L	MENLO PARK CA	Conf/Semnr/Wkshp	512	GENERAL/SE LF- GENERATING
TATE,JENNY L	MENLO PARK CA	Conf/Semnr/Wkshp	72	GENERAL/SE LF- GENERATING
TAYLOR,JUSTIN D	PORTLAND, OR	Presentation	82	GENERAL/SE LF- GENERATING
TAYLOR,JUSTIN D	AMHERST, VA	Other	82	GENERAL/SE LF- GENERATING
TAYLOR,JUSTIN D	PORTLAND, OR	Performance	599	GENERAL/SE LF- GENERATING
TAYLOR,JUSTIN D	AMHERST, VA	Other	536	GENERAL/SE LF- GENERATING
TAYLOR,JUSTIN D	PORTLAND, OR	Performance	39	GENERAL/SE LF- GENERATING
TAYLOR,JUSTIN D	AMHERST, VA	Other	530	GENERAL/SE LF- GENERATING
THOMAS,GRAHAM KIMBROUGH	ATLANTA, GA	Conf/Semnr/Wkshp	120	GENERAL/SE LF- GENERATING
THOMPSON,MELISSA	ORLANDO, FL	Conf/Semnr/Wkshp	585	GENERAL/SE LF- GENERATING
THOMPSON,MELISSA	ORLANDO, FL	Conf/Semnr/Wkshp	133	GENERAL/SE LF- GENERATING
THOMPSON,MELISSA	ORLANDO, FL	Conf/Semnr/Wkshp	118	GENERAL/SE LF- GENERATING
THOMPSON,MELISSA	ORLANDO, FL	Conf/Semnr/Wkshp	16	GENERAL/SE LF- GENERATING
THOMPSON,MELISSA	ORLANDO, FL	Conf/Semnr/Wkshp	349	GENERAL/SE LF- GENERATING
THOMPSON,ROBERT A	NEW ORLEANS, LA	Conf/Semnr/Wkshp	119	GENERAL/SE LF- GENERATING

**OUT-OF-STATE TRAVEL
FISCAL YEAR 2020**

University of Southern Mississippi (268-00)

Name of Agency

Note: All expenditures recorded on this form must be totaled and said total must agree with the out-of-state travel amount indicated for FY 2018 on Form Mbr-1, line 1.A.2.b.

Employee's Name	Destination	Purpose	Travel Cost	Funding Source
THOMPSON,ROBERT A	NEW ORLEANS, LA	Conf/Semnr/Wkshp	116	GENERAL/SE LF- GENERATING
THOMPSON,ROBERT A	NEW ORLEANS, LA	Conf/Semnr/Wkshp	7	GENERAL/SE LF- GENERATING
THOMPSON,ROBERT A	NEW ORLEANS, LA	Conf/Semnr/Wkshp	19	GENERAL/SE LF- GENERATING
TIAN,HAIYAN	LAFAYETTE, LA	Conf/Semnr/Wkshp	266	GENERAL/SE LF- GENERATING
TIAN,HAIYAN	LAFAYETTE, LA	Conf/Semnr/Wkshp	234	GENERAL/SE LF- GENERATING
TIAN,HAIYAN	LAFAYETTE, LA	Conf/Semnr/Wkshp	85	GENERAL/SE LF- GENERATING
TINA WHITE	ONLINE TRAINING	Training	4,673	GENERAL/SE LF- GENERATING
TORRES,LIMARIE JUDITH REYES	DENVER, CO	Conf/Semnr/Wkshp	250	GENERAL/SE LF- GENERATING
TORRES,LIMARIE JUDITH REYES	DENVER, CO	Conf/Semnr/Wkshp	350	GENERAL/SE LF- GENERATING
TOWNSEND,ALICE OLIVIA	LOUISVILLE, KY	Conf/Semnr/Wkshp	738	GENERAL/SE LF- GENERATING
TOWNSEND,ALICE OLIVIA	PONTE VERA, FL	Conf/Semnr/Wkshp	643	GENERAL/SE LF- GENERATING
TOWNSEND,ALICE OLIVIA	LOUISVILLE, KY	Conf/Semnr/Wkshp	250	GENERAL/SE LF- GENERATING
TOWNSEND,ALICE OLIVIA	PONTE VERA, FL	Conf/Semnr/Wkshp	200	GENERAL/SE LF- GENERATING
TRIBUNELLA,ERIC	DENVER, CO	Conf/Semnr/Wkshp	1,046	GENERAL/SE LF- GENERATING
TRIBUNELLA,ERIC	DENVER, CO	Conf/Semnr/Wkshp	131	GENERAL/SE LF- GENERATING
TRIBUNELLA,ERIC	DENVER, CO	Conf/Semnr/Wkshp	296	GENERAL/SE LF- GENERATING
TRIBUNELLA,ERIC	DENVER, CO	Conf/Semnr/Wkshp	62	GENERAL/SE LF- GENERATING

**OUT-OF-STATE TRAVEL
FISCAL YEAR 2020**

University of Southern Mississippi (268-00)

Name of Agency

Note: All expenditures recorded on this form must be totaled and said total must agree with the out-of-state travel amount indicated for FY 2018 on Form Mbr-1, line 1.A.2.b.

Employee's Name	Destination	Purpose	Travel Cost	Funding Source
TROJAN, BARBIE	ARLINGTON, VA	Conference	450	GENERAL/SE LF- GENERATING
TURNER, JONATHAN A	FAYETTEVILLE AR & MANASSAS	Business Meeting	720	GENERAL/SE LF- GENERATING
UNDERWOOD, BRETT	AUSTIN, TX	Conf/Semnr/Wkshp	637	GENERAL/SE LF- GENERATING
UNDERWOOD, BRETT	AUSTIN, TX	Conf/Semnr/Wkshp	373	GENERAL/SE LF- GENERATING
UNDERWOOD, BRETT	AUSTIN, TX	Conf/Semnr/Wkshp	45	GENERAL/SE LF- GENERATING
VALINT, ALEXANDRA	SAN FRANCISCO, CA	Conf/Semnr/Wkshp	668	GENERAL/SE LF- GENERATING
VALINT, ALEXANDRA	SAN FRANCISCO, CA	Conf/Semnr/Wkshp	372	GENERAL/SE LF- GENERATING
VALINT, ALEXANDRA	SAN FRANCISCO, CA	Conf/Semnr/Wkshp	135	GENERAL/SE LF- GENERATING
VANEK, KEVIN	BIRMINGHAM, AL	Other	97	GENERAL/SE LF- GENERATING
VINZANT, REBECCA	SAN ANTONIO, TX	Conf/Semnr/Wkshp	126	GENERAL/SE LF- GENERATING
VINZANT, REBECCA	SAN ANTONIO, TX	Conf/Semnr/Wkshp	75	GENERAL/SE LF- GENERATING
WALDRUP, CHERI	SALT LAKE CITY, UT	Conf/Semnr/Wkshp	1,226	GENERAL/SE LF- GENERATING
WALDRUP, CHERI	SALT LAKE CITY, UT	Conf/Semnr/Wkshp	845	GENERAL/SE LF- GENERATING
WALKER, ASHLEY J	BILOXI MS	Conf/Semnr/Wkshp	343	GENERAL/SE LF- GENERATING
WALKER, ASHLEY J	BILOXI MS	Conf/Semnr/Wkshp	82	GENERAL/SE LF- GENERATING
WALKER, ASHLEY J	BILOXI MS	Conf/Semnr/Wkshp	64	GENERAL/SE LF- GENERATING
WALKER, ASHLEY J	BILOXI MS	Conf/Semnr/Wkshp	181	GENERAL/SE LF- GENERATING

**OUT-OF-STATE TRAVEL
FISCAL YEAR 2020**

University of Southern Mississippi (268-00)

Name of Agency

Note: All expenditures recorded on this form must be totaled and said total must agree with the out-of-state travel amount indicated for FY 2018 on Form Mbr-1, line 1.A.2.b.

Employee's Name	Destination	Purpose	Travel Cost	Funding Source
WALKER,DAVID JAMES	NEW ORLEANS, LA	Conf/Semnr/Wkshp	112	GENERAL/SE LF- GENERATING
WALKER,DAVID JAMES	NEW ORLEANS, LA	Conf/Semnr/Wkshp	123	GENERAL/SE LF- GENERATING
WALKER,DAVID JAMES	NEW ORLEANS, LA	Conf/Semnr/Wkshp	28	GENERAL/SE LF- GENERATING
WALTERS,FRANK PAUL	MINNEAPOLIS, MN	Conf/Semnr/Wkshp	1,236	GENERAL/SE LF- GENERATING
WALTERS,FRANK PAUL	MINNEAPOLIS, MN	Conf/Semnr/Wkshp	462	GENERAL/SE LF- GENERATING
WALTERS,FRANK PAUL	MINNEAPOLIS, MN	Conf/Semnr/Wkshp	167	GENERAL/SE LF- GENERATING
WAN,ANNA	BRUNDIDGE, AL	Recruitment	82	GENERAL/SE LF- GENERATING
WAN,ANNA	BRUNDIDGE, AL	Recruitment	287	GENERAL/SE LF- GENERATING
WAN,ANNA	SANTE FE NM	Conf/Semnr/Wkshp	350	GENERAL/SE LF- GENERATING
WAN,ANNA	SANTE FE NM	Conf/Semnr/Wkshp	74	GENERAL/SE LF- GENERATING
WAN,ANNA	SANTE FE NM	Conf/Semnr/Wkshp	678	GENERAL/SE LF- GENERATING
WAN,ANNA	SANTE FE NM	Conf/Semnr/Wkshp	49	GENERAL/SE LF- GENERATING
WANG,WEI	LOUISVILLE, KY	Conf/Semnr/Wkshp	972	GENERAL/SE LF- GENERATING
WANG,WEI	LOUISVILLE, KY	Conf/Semnr/Wkshp	77	GENERAL/SE LF- GENERATING
WANG,WEI	LOUISVILLE, KY	Conf/Semnr/Wkshp	381	GENERAL/SE LF- GENERATING
WANG,WEI	LOUISVILLE, KY	Conf/Semnr/Wkshp	106	GENERAL/SE LF- GENERATING
WANG,WEI	LOUISVILLE, KY	Conf/Semnr/Wkshp	525	GENERAL/SE LF- GENERATING

**OUT-OF-STATE TRAVEL
FISCAL YEAR 2020**

University of Southern Mississippi (268-00)

Name of Agency

Note: All expenditures recorded on this form must be totaled and said total must agree with the out-of-state travel amount indicated for FY 2018 on Form Mbr-1, line 1.A.2.b.

Employee's Name	Destination	Purpose	Travel Cost	Funding Source
WARD,MATTHEW	NEW ORLEANS, LA	Conf/Semnr/Wkshp	26	GENERAL/SE LF- GENERATING
WATKINS,KAITLYN	MINNEAPOLIS, MI	Conf/Semnr/Wkshp	418	GENERAL/SE LF- GENERATING
WATKINS,KAITLYN	MINNEAPOLIS, MN	Conf/Semnr/Wkshp	150	GENERAL/SE LF- GENERATING
WATKINS,KAITLYN	MINNEAPOLIS, MN	Conf/Semnr/Wkshp	106	GENERAL/SE LF- GENERATING
WATKINS,KAITLYN	MINNEAPOLIS, MN	Conf/Semnr/Wkshp	18	GENERAL/SE LF- GENERATING
WATKINS,KAITLYN	MINNEAPOLIS, MN	Conf/Semnr/Wkshp	22	GENERAL/SE LF- GENERATING
WATKINS,KAITLYN	MINNEAPOLIS,MI	Workshop	418	GENERAL/SE LF- GENERATING
WEINAUER, ELLEN	PHILADELPHIA	Business Meeting	315	GENERAL/SE LF- GENERATING
WEINAUER, ELLEN	PHILADELPHIA	Business Meeting	495	GENERAL/SE LF- GENERATING
WEINAUER,ELLEN M	NEW ORLEANS LA	Business Meeting	323	GENERAL/SE LF- GENERATING
WEINAUER,ELLEN M	ATLANTA, GA	Conf/Semnr/Wkshp	993	GENERAL/SE LF- GENERATING
WEINAUER,ELLEN M	SAN DIEGO, CA	Conf/Semnr/Wkshp	851	GENERAL/SE LF- GENERATING
WEINAUER,ELLEN M	ATLANTA, GA	Conf/Semnr/Wkshp	72	GENERAL/SE LF- GENERATING
WEINAUER,ELLEN M	PTE/SAN DIEGO, CA	Conf/Semnr/Wkshp	456	GENERAL/SE LF- GENERATING
WEINAUER,ELLEN M	ATLANTA, GA	Conf/Semnr/Wkshp	102	GENERAL/SE LF- GENERATING
WEINAUER,ELLEN M	SAN DIEGO, CA	Conf/Semnr/Wkshp	23	GENERAL/SE LF- GENERATING
WEINBERG,JOSEPH JAMES	SAN FRANCISCO, CA	Conf/Semnr/Wkshp	800	GENERAL/SE LF- GENERATING

**OUT-OF-STATE TRAVEL
FISCAL YEAR 2020**

University of Southern Mississippi (268-00)

Name of Agency

Note: All expenditures recorded on this form must be totaled and said total must agree with the out-of-state travel amount indicated for FY 2018 on Form Mbr-1, line 1.A.2.b.

Employee's Name	Destination	Purpose	Travel Cost	Funding Source
WHITE,TINA	PTE/SCHAUMBURG, IL	Conf/Semnr/Wkshp	417	GENERAL/SE LF- GENERATING
WHITMORE,LAURA MICHELLE	ANCHORAGE, AK	Conf/Semnr/Wkshp	224	GENERAL/SE LF- GENERATING
WHITMORE,LAURA MICHELLE	ANCHORAGE, AK	Conf/Semnr/Wkshp	270	GENERAL/SE LF- GENERATING
WHITTINGTON,TERRY	JACKSON, MS	Conf/Semnr/Wkshp	145	GENERAL/SE LF- GENERATING
WHITTINGTON,TERRY	JACKSON, MS	Conf/Semnr/Wkshp	98	GENERAL/SE LF- GENERATING
WHITTLE,BENJAMIN CHAD	NASHVILLE TN	Presentation	300	GENERAL/SE LF- GENERATING
WILLIAM WILSON	LAS VEGAS, NV	Registration Fee	6,199	GENERAL/SE LF- GENERATING
WILLIS,RUSSELL H	SAN DIEGO, CA	Conf/Semnr/Wkshp	100	GENERAL/SE LF- GENERATING
WILLIS,RUSSELL H	SALT LAKE CITY, UT	Conf/Semnr/Wkshp	237	GENERAL/SE LF- GENERATING
WILLIS,RUSSELL H	SAN DIEGO, CA	Conf/Semnr/Wkshp	474	GENERAL/SE LF- GENERATING
WILLIS,RUSSELL H	SALT LAKE CITY, UT	Conf/Semnr/Wkshp	500	GENERAL/SE LF- GENERATING
WILLIS,RUSSELL H	SALT LAKE CITY, UT	Conf/Semnr/Wkshp	325	GENERAL/SE LF- GENERATING
WILSON,LATOUSHIA	SHREVEPORT, LA	Observation	157	GENERAL/SE LF- GENERATING
WILSON,WILLIAM R	LAS VEGAS, NV	Conf/Semnr/Wkshp	1,702	GENERAL/SE LF- GENERATING
WILSON,WILLIAM R	LAS VEGAS, NV	Conf/Semnr/Wkshp	72	GENERAL/SE LF- GENERATING
WILSON,WILLIAM R	PTE/LAS VEGAS, NV	Conf/Semnr/Wkshp	324	GENERAL/SE LF- GENERATING
WILSON,WILLIAM R	LAS VEGAS, NV	Conf/Semnr/Wkshp	50	GENERAL/SE LF- GENERATING

**OUT-OF-STATE TRAVEL
FISCAL YEAR 2020**

University of Southern Mississippi (268-00)

Name of Agency

Note: All expenditures recorded on this form must be totaled and said total must agree with the out-of-state travel amount indicated for FY 2018 on Form Mbr-1, line 1.A.2.b.

Employee's Name	Destination	Purpose	Travel Cost	Funding Source
WINSTEAD, CHRIS	COLORADO SPRINGS, CO	Conference	395	GENERAL/SE LF- GENERATING
WINSTEAD,CHRISTOPHER B	NEW ORLEANS LA	Business Meeting	658	GENERAL/SE LF- GENERATING
WINSTEAD,CHRISTOPHER B	NEW ORLEANS LA	Business Meeting	123	GENERAL/SE LF- GENERATING
WINSTEAD,CHRISTOPHER B	NEW ORLEANS, LA	Observation	85	GENERAL/SE LF- GENERATING
WINSTEAD,CHRISTOPHER B	NEW ORLEANS, LA	Observation	34	GENERAL/SE LF- GENERATING
WINSTEAD,CHRISTOPHER B	NEW ORLEANS LA	Business Meeting	81	GENERAL/SE LF- GENERATING
WINSTEAD,CHRISTOPHER B	COLORADO SPRINGS, CO	Conf/Semnr/Wkshp	465	GENERAL/SE LF- GENERATING
WINSTEAD,CHRISTOPHER B	COLORADO SPRINGS, CO	Conf/Semnr/Wkshp	48	GENERAL/SE LF- GENERATING
WINSTEAD,CHRISTOPHER B	PTE/COLORADO SPRINGS, CO	Conf/Semnr/Wkshp	548	GENERAL/SE LF- GENERATING
WINSTEAD,CHRISTOPHER B	COLORADO SPRINGS, CO	Conf/Semnr/Wkshp	22	GENERAL/SE LF- GENERATING
XIAODAN, GU	Misc adjustment	Misc adjustment	296	GENERAL/SE LF- GENERATING
XIAODAN, GU	Misc adjustment	Misc adjustment	731	GENERAL/SE LF- GENERATING
XIAODAN, GU	Misc adjustment	Misc adjustment	184	GENERAL/SE LF- GENERATING
XIAODAN, GU	Misc adjustment	Misc adjustment	264	GENERAL/SE LF- GENERATING
XIAODAN, GU	Misc adjustment	Misc adjustment	133	GENERAL/SE LF- GENERATING
XIAODAN, GU	Misc adjustment	Misc adjustment	595	GENERAL/SE LF- GENERATING
XIAODAN, GU	Misc adjustment	Misc adjustment	862	GENERAL/SE LF- GENERATING

**OUT-OF-STATE TRAVEL
FISCAL YEAR 2020**

University of Southern Mississippi (268-00)

Name of Agency

Note: All expenditures recorded on this form must be totaled and said total must agree with the out-of-state travel amount indicated for FY 2018 on Form Mbr-1, line 1.A.2.b.

Employee's Name	Destination	Purpose	Travel Cost	Funding Source
XIAODAN, GU	Misc adjustment	Misc adjustment	26	GENERAL/SE LF- GENERATING
XIAODAN, GU	Misc adjustment	Misc adjustment	40	GENERAL/SE LF- GENERATING
XIAODAN, GU	Misc adjustments	Misc adjustments	356	GENERAL/SE LF- GENERATING
XIAODAN, GU	Misc adjustments	Misc adjustments	280	GENERAL/SE LF- GENERATING
XIAODAN, GU	Misc adjustments	Misc adjustments	1,751	GENERAL/SE LF- GENERATING
XIAODAN, GU	NEW ORLEANS, LA	CONFERENCE	1,272	GENERAL/SE LF- GENERATING
XIAODAN, GU	Misc adjustments	Misc adjustments	122	GENERAL/SE LF- GENERATING
XIAODAN, GU	Misc adjustments	Misc adjustments	133	GENERAL/SE LF- GENERATING
XIAODAN, GU	Misc adjustments	Misc adjustments	610	GENERAL/SE LF- GENERATING
XIAODAN, GU	Misc adjustment	Misc adjustment	42	GENERAL/SE LF- GENERATING
XIAODAN, GU	Misc adjustment	Misc adjustment	145	GENERAL/SE LF- GENERATING
XIAODAN, GU	NEW ORLEANS, LA	CONFERENCE	223	GENERAL/SE LF- GENERATING
XUE,FEI	NASHVILLE, TN	Conf/Semnr/Wkshp	666	GENERAL/SE LF- GENERATING
XUE,FEI	NASHVILLE, TN	Conf/Semnr/Wkshp	460	GENERAL/SE LF- GENERATING
XUE,FEI	NASHVILLE, TN	Conf/Semnr/Wkshp	85	GENERAL/SE LF- GENERATING
YAOYUNYONG,GALLAY ANEE	PT.VERDA BCH, FL	Performance	1,479	GENERAL/SE LF- GENERATING
YAOYUNYONG,GALLAY ANEE	PT.VERDA BCH, FL	Performance	320	GENERAL/SE LF- GENERATING

**OUT-OF-STATE TRAVEL
FISCAL YEAR 2020**

University of Southern Mississippi (268-00)

Name of Agency

Note: All expenditures recorded on this form must be totaled and said total must agree with the out-of-state travel amount indicated for FY 2018 on Form Mbr-1, line 1.A.2.b.

Employee's Name	Destination	Purpose	Travel Cost	Funding Source
YOUNG, CARLEY REYNOLDS	HARRISONBURG VA	Conf/Semnr/Wkshp	112	GENERAL/SE LF- GENERATING
YOUNG, CARLEY REYNOLDS	HARRISONBURG VA	Conf/Semnr/Wkshp	153	GENERAL/SE LF- GENERATING
ZELIKOVSKY,JOY	NEWARK, NJ	Conf/Semnr/Wkshp	252	GENERAL/SE LF- GENERATING
ZELIKOVSKY,JOY	NEWARK, NJ	Conf/Semnr/Wkshp	248	GENERAL/SE LF- GENERATING
ZHOU,ZHAOXIAN	HOUGHTON MI	Conf/Semnr/Wkshp	567	GENERAL/SE LF- GENERATING
ZHOU,ZHAOXIAN	HOUGHTON MI	Conf/Semnr/Wkshp	59	GENERAL/SE LF- GENERATING
ZHU,HUIQING	FT.COLLINS, CO	Conf/Semnr/Wkshp	303	GENERAL/SE LF- GENERATING
ZHU,HUIQING	FT.COLLINS, CO	Conf/Semnr/Wkshp	496	GENERAL/SE LF- GENERATING
ZHU,HUIQING	FT.COLLINS, CO	Conf/Semnr/Wkshp	100	GENERAL/SE LF- GENERATING
ZHU,HUIQING	FT.COLLINS, CO	Conf/Semnr/Wkshp	100	GENERAL/SE LF- GENERATING
Total Out of State Cost			\$ 611,219	

FEES, PROFESSIONAL AND OTHER SERVICES

University of Southern Mississippi (268-00)

Name of Agency

TYPE OF FEE AND NAME OF VENDOR	Retired w/ PERS	(1) Actual Expenses FY Ending June 30, 2018	(2) Estimated Expenses FY Ending June 30, 2019	(3) Requested Expenses FY Ending June 30, 2020	Fund Source
605700 Internal Billing Cont Svcs Professional					
IB Cont SVCS Profe/Internal Services					
<i>Comp. Rate: \$2,262 Per Year</i>					
		2,262	2,262	2,262	
Total 605700 Internal Billing Cont Svcs Professional		2,262	2,262	2,262	
605730 Auditing Fees					
MS INSTITUTIONS OF HIGHER LEARNING/AUDIT					
<i>Comp. Rate: \$116701 per year</i>					
		116,701	116,701	116,701	
WRIGHT CPA GROUP PLLC/PROFESSIONAL SERVICES					
<i>Comp. Rate: \$5000 per audit</i>					
		5,000	5,000	5,000	
Total 605730 Auditing Fees		121,701	121,701	121,701	
605740 Medical Fees					
CLOVERLEAF HEALTHWORK/Medical					
<i>Comp. Rate: \$72 per visit</i>					
		216	216	216	
David K Byrd UPD/Medical					
<i>Comp. Rate: \$167.8 per visit</i>					
		407	407	407	
HATTIESBURG CLINIC IR/Medical					
<i>Comp. Rate: \$145 per visit</i>					
		145	145	145	
Total 605740 Medical Fees		768	768	768	
605750 Instructional Services					
BAGINGITO,EDMUND M/Lecture/Workshop for USM Nurse					
<i>Comp. Rate: \$200 per lecture</i>					
		400	400	400	
COCALC BASIC SM CRS/COCALC BASIC SM CRS					
<i>Comp. Rate: \$199 per crs</i>					
		199	199	199	
CORE CONCEPTS ANESTHESIA REVIEW LLC/Review Course					
<i>Comp. Rate: \$8050 per review</i>					
		8,050	8,050	8,050	
CORE CONCEPTS ANESTHESIA REVIEW LLC/Student Charge					
<i>Comp. Rate: \$87.50 per student</i>					
		3,938	3,938	3,938	
CORE CONCEPTS ANESTHESIA REVIEW LLC/Travel for					
<i>Comp. Rate: \$1400 per fee</i>					
		1,400	1,400	1,400	
GASTON,ROBERT L/Guest lecture for USM Nurse An					
<i>Comp. Rate: \$200 per lecture</i>					
		200	200	200	
GAVIN,PAMELA/Guest lecture for USM Nurse An					
<i>Comp. Rate: \$200 per lecture</i>					
		200	200	200	
LINK SYSTEMS/Online learning instruction					
<i>Comp. Rate: \$23 per instruction</i>					
		23	23	23	
PAINTER,CHRISTOPHER NICHOLAS/Guest lecture for USM					
<i>Comp. Rate: \$200 per lecture</i>					
		200	200	200	
STEVEN FLOWERS/Instruction					
<i>Comp. Rate: \$1950 per instruction</i>					
		1,950	1,950	1,950	
TELEDYNE CARIS, INC./Marine Mapping Instruction					

FEES, PROFESSIONAL AND OTHER SERVICES

University of Southern Mississippi (268-00)

Name of Agency

TYPE OF FEE AND NAME OF VENDOR	Retired w/ PERS	(1) Actual Expenses FY Ending June 30, 2018	(2) Estimated Expenses FY Ending June 30, 2019	(3) Requested Expenses FY Ending June 30, 2020	Fund Source
<i>Comp. Rate: \$2700 per instruction</i>		2,700	2,700	2,700	
Total 605750 Instructional Services		19,260	19,260	19,260	

605760 Legal Fees

BRYAN,NELSON,SCHROEDER,/LEGAL SERVICE

Comp. Rate: \$28356 per year

6,649

6,649

6,649

BRYAN,NELSON,SCHROEDER,/LEGAL SERVICE

Comp. Rate: \$28356 per year

8,779

8,779

8,779

BRYAN,NELSON,SCHROEDER,/LEGAL SERVICE

Comp. Rate: \$28356 per year

1,443

1,443

1,443

BRYAN,NELSON,SCHROEDER,/LEGAL SERVICE

Comp. Rate: \$28356 per year

11,485

11,485

11,485

BUTLER SNOW OMARA STEVENS & CANNADA

Comp. Rate: \$56866 per year

1,033

1,033

1,033

BUTLER SNOW OMARA STEVENS & CANNADA

Comp. Rate: \$56866 per year

2,419

2,419

2,419

BUTLER SNOW OMARA STEVENS & CANNADA

Comp. Rate: \$56866 per year

443

443

443

BUTLER SNOW OMARA STEVENS & CANNADA

Comp. Rate: \$56866 per year

624

624

624

BUTLER SNOW OMARA STEVENS & CANNADA

Comp. Rate: \$56866 per year

1,033

1,033

1,033

BUTLER SNOW OMARA STEVENS & CANNADA

Comp. Rate: \$56866 per year

472

472

472

BUTLER SNOW OMARA STEVENS & CANNADA

Comp. Rate: \$56866 per year

816

816

816

BUTLER SNOW OMARA STEVENS & CANNADA

Comp. Rate: \$56866 per year

4,632

4,632

4,632

BUTLER SNOW OMARA STEVENS & CANNADA

Comp. Rate: \$56866 per year

472

472

472

BUTLER SNOW OMARA STEVENS & CANNADA

Comp. Rate: \$56866 per year

6,431

6,431

6,431

BUTLER SNOW OMARA STEVENS & CANNADA

Comp. Rate: \$56866 per year

3,865

3,865

3,865

BUTLER SNOW OMARA STEVENS & CANNADA

Comp. Rate: \$56866 per year

4,138

4,138

4,138

BUTLER SNOW OMARA STEVENS & CANNADA

Comp. Rate: \$56866 per year

265

265

265

BUTLER SNOW OMARA STEVENS & CANNADA

Comp. Rate: \$56866 per year

737

737

737

BUTLER SNOW OMARA STEVENS & CANNADA

Comp. Rate: \$56866 per year

59

59

59

BUTLER SNOW OMARA STEVENS & CANNADA

Comp. Rate: \$56866 per year

148

148

148

FEES, PROFESSIONAL AND OTHER SERVICES

University of Southern Mississippi (268-00)

Name of Agency

TYPE OF FEE AND NAME OF VENDOR	Retired w/ PERS	(1) Actual Expenses FY Ending June 30, 2018	(2) Estimated Expenses FY Ending June 30, 2019	(3) Requested Expenses FY Ending June 30, 2020	Fund Source
BUTLER SNOW OMARA STEVENS & CANNADA <i>Comp. Rate: \$56866 per year</i>		10,856	10,856	10,856	
BUTLER SNOW OMARA STEVENS & CANNADA <i>Comp. Rate: \$56866 per year</i>		590	590	590	
BUTLER SNOW OMARA STEVENS & CANNADA <i>Comp. Rate: \$56866 per year</i>		1,150	1,150	1,150	
BUTLER SNOW OMARA STEVENS & CANNADA <i>Comp. Rate: \$56866 per year</i>		708	708	708	
BUTLER SNOW OMARA STEVENS & CANNADA <i>Comp. Rate: \$56866 per year</i>		236	236	236	
BUTLER SNOW OMARA STEVENS & CANNADA <i>Comp. Rate: \$56866 per year</i>		708	708	708	
BUTLER SNOW OMARA STEVENS & CANNADA <i>Comp. Rate: \$56866 per year</i>		3,451	3,451	3,451	
BUTLER SNOW OMARA STEVENS & CANNADA <i>Comp. Rate: \$56866 per year</i>		147	147	147	
BUTLER SNOW OMARA STEVENS & CANNADA <i>Comp. Rate: \$56866 per year</i>		2,360	2,360	2,360	
BUTLER SNOW OMARA STEVENS & CANNADA <i>Comp. Rate: \$56866 per year</i>		504	504	504	
BUTLER SNOW OMARA STEVENS & CANNADA <i>Comp. Rate: \$56866 per year</i>		72	72	72	
BUTLER SNOW OMARA STEVENS & CANNADA <i>Comp. Rate: \$56866 per year</i>		1,327	1,327	1,327	
BUTLER SNOW OMARA STEVENS & CANNADA <i>Comp. Rate: \$56866 per year</i>		1,398	1,398	1,398	
BUTLER SNOW OMARA STEVENS & CANNADA <i>Comp. Rate: \$56866 per year</i>		552	552	552	
BUTLER SNOW OMARA STEVENS & CANNADA <i>Comp. Rate: \$56866 per year</i>		48	48	48	
BUTLER SNOW OMARA STEVENS & CANNADA <i>Comp. Rate: \$56866 per year</i>		925	925	925	
BUTLER SNOW OMARA STEVENS & CANNADA <i>Comp. Rate: \$56866 per year</i>		2,112	2,112	2,112	
BUTLER SNOW OMARA STEVENS & CANNADA <i>Comp. Rate: \$56866 per year</i>		955	955	955	
BUTLER SNOW OMARA STEVENS & CANNADA <i>Comp. Rate: \$56866 per year</i>		1,180	1,180	1,180	
Internal Deposits/Billing/Legal Services <i>Comp. Rate: (\$6875) per year</i>		(6,875)	(6,875)	(6,875)	
MAYO MALLETTE PLLC/LEGAL SERVICE <i>Comp. Rate: \$182 per invoice</i>		182	182	182	
MAYO MALLETTE PLLC/LEGAL SERVICE <i>Comp. Rate: \$747 per invoice</i>		747	747	747	
MAYO MALLETTE PLLC/LEGAL SERVICE <i>Comp. Rate: \$462 per invoice</i>		462	462	462	

FEES, PROFESSIONAL AND OTHER SERVICES

University of Southern Mississippi (268-00)

Name of Agency

TYPE OF FEE AND NAME OF VENDOR	Retired w/ PERS	(1) Actual Expenses FY Ending June 30, 2018	(2) Estimated Expenses FY Ending June 30, 2019	(3) Requested Expenses FY Ending June 30, 2020	Fund Source
MAYO MALLETTE PLLC/LEGAL SERVICE					
<i>Comp. Rate: \$578 per invoice</i>		578	578	578	
MS COMMISSION ON COLLEGE ACCREDITATION/MS-SARA					
<i>Comp. Rate: \$1500 per fee</i>		1,500	1,500	1,500	
MS COMMISSION ON CONTINUING LEGAL EDUC/7/9-15/17					
<i>Comp. Rate: \$19 per summer</i>		19	19	19	
MS INSTITUTIONS OF HIGHER LEARNING/IHL SELF					
<i>Comp. Rate: \$5375 per plan</i>		5,375	5,375	5,375	
MS INSTITUTIONS OF HIGHER LEARNING/LEGAL AFFAIRS					
<i>Comp. Rate: \$43707 per fee</i>		43,707	43,707	43,707	
MS INSTITUTIONS OF HIGHER LEARNING/PAYNE VS USM					
<i>Comp. Rate: \$745 per fee</i>		745	745	745	
NATL ASSN OF COLLEGE & UNIV					
<i>Comp. Rate: \$2480 per year</i>		2,480	2,480	2,480	
NETDOCUMENTS/MONTHLY SERVICE					
<i>Comp. Rate: \$342 per month</i>		342	342	342	
NETDOCUMENTS/MONTHLY SERVICE FEE					
<i>Comp. Rate: \$342 per month</i>		342	342	342	
NETDOCUMENTS/MONTHLY SERVICE FEE					
<i>Comp. Rate: \$342 per month</i>		342	342	342	
NETDOCUMENTS/MONTHLY SERVICE FEE					
<i>Comp. Rate: \$342 per month</i>		342	342	342	
NETDOCUMENTS/MONTHLY SERVICE FEE					
<i>Comp. Rate: \$342 per month</i>		342	342	342	
NETDOCUMENTS/MONTHLY SERVICE FEE					
<i>Comp. Rate: \$342 per month</i>		342	342	342	
NETDOCUMENTS/MONTHLY SERVICE FEE					
<i>Comp. Rate: \$342 per month</i>		342	342	342	
NETDOCUMENTS/PROFESSIONAL PLUS FEE					
<i>Comp. Rate: \$342 per month</i>		342	342	342	
NETDOCUMENTS/SERVICE FEE					
<i>Comp. Rate: \$342 per month</i>		342	342	342	
S ROBERT HAMMOND JR PLLC/Legal Fees in the Matter of Pa					
<i>Comp. Rate: \$900 per case</i>		900	900	900	
THE MISSISSIPPI BAR/2017-18 ENROLLMENT FEES					
<i>Comp. Rate: \$1340 per year</i>		1,340	1,340	1,340	
THOMSON REUTERS INC/11/1/17-11/30/17					
<i>Comp. Rate: \$457 per month</i>		457	457	457	
THOMSON REUTERS INC/4/1/18-4/30/18					
<i>Comp. Rate: \$647 per month</i>		647	647	647	
THOMSON REUTERS INC/INFORMATION CHARGES					
<i>Comp. Rate: \$450 per request</i>		450	450	450	
THOMSON REUTERS INC/INFORMATION CHARGES					
<i>Comp. Rate: \$450 per request</i>		450	450	450	
THOMSON REUTERS INC/SUBSCRIPTION					
<i>Comp. Rate: \$394 per subscription</i>		394	394	394	
THOMSON REUTERS INC/SUBSCRIPTION					
<i>Comp. Rate: \$112 per month</i>		112	112	112	

FEES, PROFESSIONAL AND OTHER SERVICES

University of Southern Mississippi (268-00)

Name of Agency

TYPE OF FEE AND NAME OF VENDOR	Retired w/ PERS	(1) Actual Expenses FY Ending June 30, 2018	(2) Estimated Expenses FY Ending June 30, 2019	(3) Requested Expenses FY Ending June 30, 2020	Fund Source
THOMSON REUTERS INC/SUBSCRIPTION					
<i>Comp. Rate: \$242 per month</i>		242	242	242	
THOMSON REUTERS INC/WEST INFORMATION CHARGES					
<i>Comp. Rate: \$647 per month</i>		647	647	647	
WARE IMMIGRATION/ADD FEES DUAN,XIAOJIE					
<i>Comp. Rate: \$10240 per year</i>		17	17	17	
WARE IMMIGRATION/H1B FILING FEES-SENGUPTA					
<i>Comp. Rate: \$10240 per year</i>		2,185	2,185	2,185	
WARE IMMIGRATION/LEGAL FEES					
<i>Comp. Rate: \$10240 per year</i>		44	44	44	
WARE IMMIGRATION/LEGAL FEES /FILIZ,SUKRIYE					
<i>Comp. Rate: \$10240 per year</i>		50	50	50	
WARE IMMIGRATION/LEGAL FEES/BARATI,MEHDI					
<i>Comp. Rate: \$10240 per year</i>		30	30	30	
WARE IMMIGRATION/LEGAL FEES/SHA,ZHANXIN					
<i>Comp. Rate: \$10240 per year</i>		2,500	2,500	2,500	
WARE IMMIGRATION/LEGAL SERV HIROJI,ANAND					
<i>Comp. Rate: \$10240 per year</i>		1,500	1,500	1,500	
WARE IMMIGRATION/LEGAL SERV -PILARCZYK					
<i>Comp. Rate: \$10240 per year</i>		14	14	14	
WARE IMMIGRATION/LEGAL SERV/DOGRU ALI					
<i>Comp. Rate: \$10240 per year</i>		2,185	2,185	2,185	
WARE IMMIGRATION/LEGAL SERV/FILIZ,SUKRIYE					
<i>Comp. Rate: \$10240 per year</i>		12	12	12	
WARE IMMIGRATION/LEGAL SERV/HIROJI,ANAND					
<i>Comp. Rate: \$10240 per year</i>		30	30	30	
WARE IMMIGRATION/LEGAL SERV/HIROJI,ANAND					
<i>Comp. Rate: \$10240 per year</i>		30	30	30	
WARE IMMIGRATION/LEGAL SERV/NIKOLINAKOU					
<i>Comp. Rate: \$10240 per year</i>		464	464	464	
WARE IMMIGRATION/LEGAL SERVICE					
<i>Comp. Rate: \$10240 per year</i>		37	37	37	
WARE IMMIGRATION/LEGAL SERVICE					
<i>Comp. Rate: \$10240 per year</i>		100	100	100	
WARE IMMIGRATION/LEGAL SERVICE					
<i>Comp. Rate: \$10240 per year</i>		47	47	47	
WARE IMMIGRATION/LEGAL SERVICE					
<i>Comp. Rate: \$10240 per year</i>		960	960	960	
WARE IMMIGRATION/LEGAL SERVICE					
<i>Comp. Rate: \$10240 per year</i>		23	23	23	
WARE IMMIGRATION/LEGAL SERVICE SIMON,YOAN					
<i>Comp. Rate: \$10240 per year</i>		12	12	12	
Total 605760 Legal Fees		152,757	152,757	152,757	

605770 Lab and Testing Fees
Internal Billing/Lab and Testing

FEES, PROFESSIONAL AND OTHER SERVICES

University of Southern Mississippi (268-00)

Name of Agency

TYPE OF FEE AND NAME OF VENDOR	Retired w/ PERS	(1) Actual Expenses FY Ending June 30, 2018	(2) Estimated Expenses FY Ending June 30, 2019	(3) Requested Expenses FY Ending June 30, 2020	Fund Source
<i>Comp. Rate: \$26 per fee</i>		26	26	26	
Mary Lux/Lab and Testing					
<i>Comp. Rate: \$2109 per fee</i>		2,109	2,109	2,109	
MS STATE DEPARTMENT OF HEALTH/Lab and Testing					
<i>Comp. Rate: \$1800 per fee</i>		1,800	1,800	1,800	
Raven Moore/Lab and Testing					
<i>Comp. Rate: \$1125 per fee</i>		1,125	1,125	1,125	
REGIONS BANK ENV Services Inco/Lab and Testing					
<i>Comp. Rate: \$1960 per fee</i>		1,960	1,960	1,960	
REGIONS BANK UTD Marketplace/Lab and Testing					
<i>Comp. Rate: \$25 per fee</i>		25	25	25	
Total 605770 Lab and Testing Fees		7,045	7,045	7,045	
605780 Consultant Expense Reimbursement					
ANDRE,CARL/EXPENSE REIMB					
<i>Comp. Rate: \$439 per expense reimb</i>		439	439	439	
ANTILLA,JON C/EXPENSE REIMB					
<i>Comp. Rate: \$518 per expense reimb</i>		518	518	518	
BAY TOWN INN/Bay Town Inn for Faculty Searc					
<i>Comp. Rate: \$627 per bay town inn for faculty searc</i>		627	627	627	
BAY TOWN INN/Hotel stay for faculty candida					
<i>Comp. Rate: \$325 per hotel stay for faculty candida</i>		325	325	325	
BUNCH,JACKSON MALONE/REIMBURSEMENT					
<i>Comp. Rate: \$174 per reimbursement</i>		174	174	174	
CANUTO,MARCELLO/EXPENSE REIMB					
<i>Comp. Rate: \$121 per expense reimb</i>		121	121	121	
COURTYARD BY MARRIOTT HATTIESBURG/10/12/2017-					
<i>Comp. Rate: \$202 per 10/12/2017-10/14/2017: george</i>		202	202	202	
COURTYARD BY MARRIOTT HATTIESBURG/10/26/2017-					
<i>Comp. Rate: \$101 per 10/26/2017-10/28/2017: carl an</i>		101	101	101	
COURTYARD BY MARRIOTT HATTIESBURG/11/2/2017-					
<i>Comp. Rate: \$202 per 11/2/2017-11/4/2017: scott wal</i>		202	202	202	
COURTYARD BY MARRIOTT HATTIESBURG/8/31/17-					
<i>Comp. Rate: \$303 per 8/31/17-9/3/2017: timothy durr</i>		303	303	303	
COURTYARD BY MARRIOTT HATTIESBURG/9/21/2017-					
<i>Comp. Rate: \$101 per 9/21/2017-9/22/2017: jon antil</i>		101	101	101	
COURTYARD BY MARRIOTT HATTIESBURG/Hotel					
<i>Comp. Rate: \$101 per hotel reservation for one of o</i>		101	101	101	
CRULL,GEORGE B/EXPENSE REIMB					
<i>Comp. Rate: \$340 per expense reimb</i>		340	340	340	
DAVIS PPC CONSULTING LLC/Evaluation of Google Adwords					
<i>Comp. Rate: \$600 per evaluation of google adwords m</i>		600	600	600	
DAVIS PPC CONSULTING LLC/PPC Account Management -					
<i>Comp. Rate: \$2100 per ppc account management - non-c</i>		2,100	2,100	2,100	
DEAN,JACK L/REIMBURSEMENT					
<i>Comp. Rate: \$516 per reimbursement</i>		516	516	516	

FEES, PROFESSIONAL AND OTHER SERVICES

University of Southern Mississippi (268-00)

Name of Agency

TYPE OF FEE AND NAME OF VENDOR	Retired w/ PERS	(1) Actual Expenses FY Ending June 30, 2018	(2) Estimated Expenses FY Ending June 30, 2019	(3) Requested Expenses FY Ending June 30, 2020	Fund Source
DURRETT,TIMOTHY PATRICK/EXPENSE REIMB <i>Comp. Rate: \$583 per expense reimb</i>		583	583	583	
HALEY,ANDREW P/REIMBURSEMENT <i>Comp. Rate: \$415 per reimbursement</i>		415	415	415	
HAYES,CHRISTOPHER TYLER/REIMBURSEMENT <i>Comp. Rate: \$218 per reimbursement</i>		218	218	218	
HILTON GARDEN INN GULFPORT AIRPORT/9/22-23/17 <i>Comp. Rate: \$91 per 9/22-23/17 stay/john antilla</i>		91	91	91	
HILTON GARDEN INN HATTIESBURG/Room reservation (1- <i>Comp. Rate: \$115 per room reservation (1-king bed,</i>		115	115	115	
IMUS,FREDERICK S/Provide guest lecture/workshop <i>Comp. Rate: \$600 per provide guest lecture/workshop</i>		600	600	600	
IMUS,FREDERICK S/Travel costs <i>Comp. Rate: \$780 per travel costs</i>		780	780	780	
Internal Billing/Deposits/Consultant Exp Reimbursement <i>Comp. Rate: \$-39 per consultant exp reimbursement</i>		(39)	(39)	(39)	
JORDAN,HORACE RICHARD/EXPENSE REIMB <i>Comp. Rate: \$707 per expense reimb</i>		707	707	707	
KARTIKA,RENDY/EXPENSE REIMB <i>Comp. Rate: \$184 per expense reimb</i>		184	184	184	
LYNN,CHRISTOPHER/REIMBURSEMENT <i>Comp. Rate: \$213 per reimbursement</i>		213	213	213	
MARCH,JOE LEONARD/MILEAGE REIMB <i>Comp. Rate: \$254 per mileage reimb</i>		254	254	254	
MAUNG, KHIN MAUNG/REIMBURSEMENT <i>Comp. Rate: \$78 per reimbursement</i>		78	78	78	
MCFEETERS,ROBERT L/EXPENSE REIMBURSEMENT <i>Comp. Rate: \$348 per expense reimbursement</i>		348	348	348	
PILARCZYK,JESSICA/REIMBURSEMENT <i>Comp. Rate: \$604 per reimbursement</i>		604	604	604	
REBECCA LEITMAN VEIDLINGER ESQ PLLC/EXPENSE <i>Comp. Rate: \$250 per expense reimb</i>		250	250	250	
REBECCA LEITMAN VEIDLINGER ESQ PLLC/Provide Title IX <i>Comp. Rate: \$3355 per provide title ix training to u</i>		3,355	3,355	3,355	
REGIONS BANK/155827 - C SPIRE <i>Comp. Rate: \$100 per 155827 - c spire</i>		100	100	100	
REGIONS BANK/304644 - C SPIRE <i>Comp. Rate: \$20 per 304644 - c spire</i>		20	20	20	
REGIONS BANK/304644 - C SPIRE <i>Comp. Rate: \$20 per 304644 - c spire</i>		20	20	20	
RESIDENCE INN BY MARRIOTT HATTIESBURG/Hotel <i>Comp. Rate: \$115 per hotel reservation for guest sp</i>		115	115	115	
REVELL,KEVIN DAVID/EXPENSE REIMB <i>Comp. Rate: \$461 per expense reimb</i>		461	461	461	
ROSTON,REBECCA/EXPENSE REIMB <i>Comp. Rate: \$352 per expense reimb</i>		352	352	352	

FEES, PROFESSIONAL AND OTHER SERVICES

University of Southern Mississippi (268-00)

Name of Agency

TYPE OF FEE AND NAME OF VENDOR	Retired w/ PERS	(1) Actual Expenses FY Ending June 30, 2018	(2) Estimated Expenses FY Ending June 30, 2019	(3) Requested Expenses FY Ending June 30, 2020	Fund Source
SANFORD,DAVID B/Guest Lecture for USM Nurse An <i>Comp. Rate: \$600 per guest lecture for usm nurse an</i>		600	600	600	
SANFORD,DAVID B/Mileage, Trussvile, AL to Hatt <i>Comp. Rate: \$248 per mileage, trussvile, al to hatt</i>		248	248	248	
SCOTT,COLLEEN N/EXPENSE REIMB <i>Comp. Rate: \$195 per expense reimb</i>		195	195	195	
STEELE,BOBBY DONNELL JR/EXPENSE REIMB <i>Comp. Rate: \$165 per expense reimb</i>		165	165	165	
SZULCZEWSKI,GREGORY J/EXPENSE REIMBURSEMENT <i>Comp. Rate: \$202 per expense reimbursement</i>		202	202	202	
TANTILLO,DEAN JOSEPH/EXPENSE REIMB <i>Comp. Rate: \$696 per expense reimb</i>		696	696	696	
UNLIMITED OUTCOMES INC/Airfare (JAN-RSW), 12/10/16 <i>Comp. Rate: \$166 per airfare (jan-rsw), 12/10/16</i>		166	166	166	
UNLIMITED OUTCOMES INC/Airfare (RSW-JAN), 12/9/16 <i>Comp. Rate: \$164 per airfare (rsw-jan), 12/9/16</i>		164	164	164	
UNLIMITED OUTCOMES INC/Car rental <i>Comp. Rate: \$91 per car rental</i>		91	91	91	
UNLIMITED OUTCOMES INC/Gasoline/fuel <i>Comp. Rate: \$15 per gasoline/fuel</i>		15	15	15	
UNLIMITED OUTCOMES INC/Lecture hours <i>Comp. Rate: \$900 per lecture hours</i>		900	900	900	
WARE,CAROLYN E/EXPENSE REIMB <i>Comp. Rate: \$190 per expense reimb</i>		190	190	190	
ZENG,XIANGQUN/EXPENSE REIMB <i>Comp. Rate: \$505 per expense reimb</i>		505	505	505	
Total 605780 Consultant Expense Reimbursement		20,731	20,731	20,731	
605790 Other Professional Fees and Services					
IDEN TRUST SERVICES,/Trust services <i>Comp. Rate: \$135 per service</i>		270	270	270	
IN *COMSOUTH, INC/Comm. Services <i>Comp. Rate: \$95 per service</i>		95	95	95	
IN *SEAFLOOR SYSTEMS,/Other Professional Fees <i>Comp. Rate: \$3000 per job</i>		3,000	3,000	3,000	
AAA AMBULANCE SERVICE/Ambulance Services <i>Comp. Rate: \$450 per trip</i>		450	450	450	
ACE MOVING & STORAG/Moving Services <i>Comp. Rate: \$198 per services</i>		198	198	198	
ACT ENROLLMENT INFORMATION SERVICE/ACT EOS per <i>Comp. Rate: \$.42 per record</i>		27,036	27,036	27,036	
AD WEAR LLC/Digitize Logo <i>Comp. Rate: \$35 per logo</i>		35	35	35	
ADAMS,RACHELLE/Expense Reimbursement <i>Comp. Rate: \$240 per reimbursement</i>		240	240	240	
AIR CYCLE INTERNET/Internet Services					

FEES, PROFESSIONAL AND OTHER SERVICES

University of Southern Mississippi (268-00)

Name of Agency

TYPE OF FEE AND NAME OF VENDOR	Retired w/ PERS	(1) Actual Expenses FY Ending June 30, 2018	(2) Estimated Expenses FY Ending June 30, 2019	(3) Requested Expenses FY Ending June 30, 2020	Fund Source
<i>Comp. Rate: \$3880 per services</i>		3,880	3,880	3,880	
AIR FILTER SALES & SERVICE/HEPA Filter Installation					
<i>Comp. Rate: \$1895 per filter</i>		5,685	5,685	5,685	
ALLEN ENGINEERING AND SCIENCE INC/Engineering					
<i>Comp. Rate: \$3390 per invoice</i>		44,071	44,071	44,071	
AMAZON MKTPLACE PMTS/Membership fees					
<i>Comp. Rate: \$293 per fee</i>		293	293	293	
AMERICAN ASSN OF NURSE ANESTHETISTS/6 Module					
<i>Comp. Rate: \$420 per module</i>		2,520	2,520	2,520	
AMERICAN BAR ASSOCIAT/Membership fees					
<i>Comp. Rate: \$250 per fee</i>		250	250	250	
AMERICAN PRINTING AND/Printing					
<i>Comp. Rate: \$118 per service</i>		118	118	118	
ANDERSON RETAIL/Retail Services					
<i>Comp. Rate: \$135 per service</i>		135	135	135	
ANDERSON,ROBERT F/Departmental Seminar					
<i>Comp. Rate: \$451 per seminar</i>		451	451	451	
APPLE HOSTELS INC/Lodging for HOB 111 H007's ACT					
<i>Comp. Rate: \$1066 per stay</i>		1,066	1,066	1,066	
ARC*SERVICES/TRAINING/Training Services					
<i>Comp. Rate: \$224 per session</i>		224	224	224	
ASCLS-MISSISSIPPI/Booth Display at MS/LA BiState					
<i>Comp. Rate: \$500 per booth</i>		500	500	500	
ASL MARKETING INC/Marketing					
<i>Comp. Rate: \$1246 per year</i>		1,246	1,246	1,246	
ASSA ABLOY ENTRANCE S/Entrance services					
<i>Comp. Rate: \$1430 per service</i>		10,013	10,013	10,013	
ASSN TO ADVANCE COLL SCHOOLS OF					
<i>Comp. Rate: \$12900 per year</i>		12,900	12,900	12,900	
ATKINSON,CARLA/Mileage Reimbursement					
<i>Comp. Rate: \$194 per trip</i>		194	194	194	
B CLEAN LLC/Cleaning Fees					
<i>Comp. Rate: \$1047 per service</i>		2,094	2,094	2,094	
BANKMOBILE TECHNOLOGIES INC/Refund Services					
<i>Comp. Rate: \$347 per service</i>		694	694	694	
BAR ASSOCIATION OF TH/Membership fees					
<i>Comp. Rate: \$95 per fee</i>		95	95	95	
BASS CARPET CLEANING/Cleaning Fees					
<i>Comp. Rate: \$540 per job</i>		7,953	7,953	7,953	
BAY PEST CONTROL COMPANY INC/Pest Control					
<i>Comp. Rate: \$41 per service</i>		2,173	2,173	2,173	
BAY TOWN INN/Lodging					
<i>Comp. Rate: \$335 per stay</i>		669	669	669	
BELL AUTO SALES/Auto services					
<i>Comp. Rate: \$70 per service</i>		700	700	700	
BRUCE LEEK RECORDING INC/Recording Fees					

FEES, PROFESSIONAL AND OTHER SERVICES

University of Southern Mississippi (268-00)

Name of Agency					
TYPE OF FEE AND NAME OF VENDOR	Retired w/ PERS	(1) Actual Expenses FY Ending June 30, 2018	(2) Estimated Expenses FY Ending June 30, 2019	(3) Requested Expenses FY Ending June 30, 2020	Fund Source
<i>Comp. Rate: \$2850 per job</i> BRUSILOVSKY,ALEXANDRE/Guest Performance		2,850	2,850	2,850	
<i>Comp. Rate: \$3500 per performance</i> BUCKHAULTS ELECTRIC SERVICE/Standing Electrical		3,500	3,500	3,500	
<i>Comp. Rate: \$325 per job</i> BUCKHAULTS ELECTRIC/Electrical services		109,514	109,514	109,514	
<i>Comp. Rate: \$4990 per year</i> BUS SUPPLY CHARTERS INC/Charter Bus		4,990	4,990	4,990	
<i>Comp. Rate: \$5915 per trip</i> BW SULLIVAN BUILDING CONTRACTOR INC/Contractor		5,915	5,915	5,915	
<i>Comp. Rate: \$13725 per job</i> CANVA 01869/Other Professional Fees		13,725	13,725	13,725	
<i>Comp. Rate: \$10 per fee</i> CAPAROTTA,KEVIN J/Mileage and Fees		10	10	10	
<i>Comp. Rate: \$623 per job</i> CARPENTER COLLECTIVE/Speaking Fees		623	623	623	
<i>Comp. Rate: \$3500 per speech</i> CEI LABS/Lab fees		3,500	3,500	3,500	
<i>Comp. Rate: \$100 per fee</i> CELEBRATIONS ETC LLC/Event services		100	100	100	
<i>Comp. Rate: \$30 per event</i> CHAMBLISS ACOUSTICS/Standing Acoustics services		30	30	30	
<i>Comp. Rate: \$1450 per service</i> CHASE ELECTRONICS/Electronics services		5,800	5,800	5,800	
<i>Comp. Rate: \$39.75 per service</i> CITY OF HATTIESBURG/Fire Service Agreement		159	159	159	
<i>Comp. Rate: \$95,652 per year</i> CLYDE C SCOTT INSURANCE INC/Motorcycle Insurance		95,652	95,652	95,652	
<i>Comp. Rate: \$2609 per year</i> CODARAY CONSTRUCTION LLC/Construction Services		2,609	2,609	2,609	
<i>Comp. Rate: \$3992 per job</i> COLLEGE PUBLIC RELATIONS ASSN OF MS/Public Relations		7,985	7,985	7,985	
<i>Comp. Rate: \$435 per year</i> COMSOUTH INC/Comm. Services		435	435	435	
<i>Comp. Rate: \$370 per invoice</i> CORROSION CONTROL RESOURCES/Corrosion services		10,340	10,340	10,340	
<i>Comp. Rate: \$250 bimonthly</i> COUNCIL ON ACCREDITATION OF/Accreditation &		1,500	1,500	1,500	
<i>Comp. Rate: \$10045 Annual</i> COURTYARD BY MARRIOTT GULFPORT/Lodging		10,045	10,045	10,045	
<i>Comp. Rate: \$260 per stay</i> COURTYARD BY MARRIOTT HATTIESBURG/Lodging		1,299	1,299	1,299	
<i>Comp. Rate: \$185 per stay</i> COX,KAREN LYNNE/Reimbursement		5,189	5,189	5,189	
<i>Comp. Rate: \$575 per reimbursement</i> CRANFORD,ELIZABETH/Reimbursement		575	575	575	

FEES, PROFESSIONAL AND OTHER SERVICES

University of Southern Mississippi (268-00)

Name of Agency

TYPE OF FEE AND NAME OF VENDOR	Retired w/ PERS	(1) Actual Expenses FY Ending June 30, 2018	(2) Estimated Expenses FY Ending June 30, 2019	(3) Requested Expenses FY Ending June 30, 2020	Fund Source
<i>Comp. Rate: \$98 per reimbursement</i> CREDENTIALS INC/Background services		98	98	98	
<i>Comp. Rate: \$13 per service</i> CROSS MATCH TECHNOLOG/Technology Services		75	75	75	
<i>Comp. Rate: \$400 per service</i> CUSTOMERS BANK/Refund Services		400	400	400	
<i>Comp. Rate: \$600 per service</i> D&B*OPENRATINGS/Other Professional Fees		600	600	600	
<i>Comp. Rate: \$190 per year</i> DAVIS PPC CONSULTING LLC/Google services		190	190	190	
<i>Comp. Rate: \$600 per job</i> DEAN,JACK L/Reimbursement		3,750	3,750	3,750	
<i>Comp. Rate: \$555 per reimbursement</i> DEPARTMENT OF ENVIRONMENTAL QUALITY/Poll		555	555	555	
<i>Comp. Rate: \$250 per invoice</i> DIAB,KEFAYA/Reimbursement		250	250	250	
<i>Comp. Rate: \$765 per reimbursement</i> DUKE,STEPHEN R/Guest Artist		765	765	765	
<i>Comp. Rate: \$2000 per appearance</i> DUSTIN CLARK PAINTING/Pressure Washing Services		2,000	2,000	2,000	
<i>Comp. Rate: \$1700 per job</i> DYNAMO LLC/Jazz Clinic		3,400	3,400	3,400	
<i>Comp. Rate: \$900 per clinic</i> E DANIELS LLC/Computer Services		900	900	900	
<i>Comp. Rate: \$1595 per job</i> ECONOMY SUPPLY CO INC/Supply services		51,037	51,037	51,037	
<i>Comp. Rate: \$20 per supply service</i> ELITE SCREENPRINTING/Screenprinting		20	20	20	
<i>Comp. Rate: \$87 per invoice</i> EMERGENCY MANAGEMENT DISTRICT/Yearly E911 service		263	263	263	
<i>Comp. Rate: \$38400 per year</i> ENVIRONMENTAL PUMPING & DRAIN SERVICE/Pumping		38,400	38,400	38,400	
<i>Comp. Rate: \$250 per month</i> ENVIRONMENTAL SERVICES LLC/Environmental Services		2,727	2,727	2,727	
<i>Comp. Rate: \$2425 per service</i> FELDHEIM,KEVIN/Reimbursement		7,275	7,275	7,275	
<i>Comp. Rate: \$278 per reimbursement</i> FLYNT,ALEX/Reimbursement		278	278	278	
<i>Comp. Rate: \$185 per reimbursement</i> FOURNIER,AURIEL/Reimbursement		185	185	185	
<i>Comp. Rate: \$86 per reimbursement</i> G & G HARDWARE/Hardware Services		86	86	86	
<i>Comp. Rate: \$55 per service</i> GEDDIE TREE SERVICE LLC/Tree services		55	55	55	
<i>Comp. Rate: \$1500 per service</i> GLOCK PROFESSIONAL IN/Other Professional Fees		9,000	9,000	9,000	

FEES, PROFESSIONAL AND OTHER SERVICES

University of Southern Mississippi (268-00)

Name of Agency					
TYPE OF FEE AND NAME OF VENDOR	Retired w/ PERS	(1) Actual Expenses FY Ending June 30, 2018	(2) Estimated Expenses FY Ending June 30, 2019	(3) Requested Expenses FY Ending June 30, 2020	Fund Source
<i>Comp. Rate: \$250 per training</i>		250	250	250	
GREERS WATERPROOFING SERVICE LLC/Waterproofing					
<i>Comp. Rate: \$1393 per service</i>		22,290	22,290	22,290	
GREERS WATERPROOFING/Waterproofing					
<i>Comp. Rate: \$1550 per year</i>		1,550	1,550	1,550	
GROVERS PAINTING INC/Painting					
<i>Comp. Rate: \$4615 per job</i>		50,763	50,763	50,763	
HALL,VANESSA/Alterations					
<i>Comp. Rate: \$175 per job</i>		350	350	350	
HAMPTON/HOME2 COMBO/Lodging					
<i>Comp. Rate: \$115 per room</i>		115	115	115	
HARVARD UNIVERSITY/Professional Education fees					
<i>Comp. Rate: \$8495 per year</i>		8,495	8,495	8,495	
HEADRICK SIGNS AND GRAPHICS INC/Installations of signs					
<i>Comp. Rate: \$4063 per job</i>		4,063	4,063	4,063	
HEPNET MEMBERSHIP/Membership fees					
<i>Comp. Rate: \$160 per year</i>		160	160	160	
HILTON GARDEN INN GULFPORT AIRPORT/Lodging					
<i>Comp. Rate: \$93 per room</i>		93	93	93	
HILTON GARDEN INN HATTIESBURG/Lodging					
<i>Comp. Rate: \$275 per event</i>		1,088	1,088	1,088	
HOIST & CRANE SERVICE GROUP INC/Inspection and load test					
<i>Comp. Rate: \$3126 per job</i>		3,126	3,126	3,126	
INDEPENDENT ELEVATOR INSPECTIONS LLC/Electrical					
<i>Comp. Rate: \$3020 per year</i>		3,020	3,020	3,020	
INSTRUCTURECARN 2018/Other Professional Fees					
<i>Comp. Rate: \$195 per job</i>		195	195	195	
Internal Various Billing/Other Professional Fees					
<i>Comp. Rate: \$116387 per year</i>		129,005	129,005	129,005	
JOHNSON,JOHN/Speaking Fees					
<i>Comp. Rate: \$7000 per speech</i>		7,000	7,000	7,000	
JOURNEY ON & SPEAK UP INC/Counseling services					
<i>Comp. Rate: \$105 per session</i>		315	315	315	
KIVUTO SOLUTION LLC/Other Professional Fees					
<i>Comp. Rate: \$250 per job</i>		250	250	250	
KNIGHT ABBEY COMMERCIAL PRINTERS INC/Printing					
<i>Comp. Rate: \$5497 per job</i>		5,497	5,497	5,497	
KNIGHT,JAMES ROBERT/Guest Conductor					
<i>Comp. Rate: \$1100 per performance</i>		1,100	1,100	1,100	
LAHASKY,RACHEL S/Reimbursement					
<i>Comp. Rate: \$38 per reimbursement</i>		38	38	38	
LANDERS CENTER/Cleaning and Catering					
<i>Comp. Rate: \$157 per job</i>		626	626	626	
LENTZ,ELIZABETH/Reimbursement					
<i>Comp. Rate: \$200 per reimbursement</i>		200	200	200	
LL,JIA/Mileage					

FEES, PROFESSIONAL AND OTHER SERVICES

University of Southern Mississippi (268-00)

Name of Agency					
TYPE OF FEE AND NAME OF VENDOR	Retired w/ PERS	(1) Actual Expenses FY Ending June 30, 2018	(2) Estimated Expenses FY Ending June 30, 2019	(3) Requested Expenses FY Ending June 30, 2020	Fund Source
<i>Comp. Rate: \$359 per trip</i> LITTLE,JOHN ALLEN/Forum Speaker		359	359	359	
<i>Comp. Rate: \$800 per speech</i> MALLEY,REBECCA WOODRICK/Reimbursement		800	800	800	
<i>Comp. Rate: \$101 per reimbursement</i> MALONE ROOFING SERVIC/Roofing Services		101	101	101	
<i>Comp. Rate: \$927 per job</i> MARTIN,LONNIE/Water main installations		927	927	927	
<i>Comp. Rate: \$1293 per job</i> MATHWORKS/Other Professional Fees		37,495	37,495	37,495	
<i>Comp. Rate: \$2110 per year</i> MCCARROLL,MOLLIE/Refund Services		2,110	2,110	2,110	
<i>Comp. Rate: \$15 per refund</i> MCLAURIN CARPETS INC/Cleaning and Catering		15	15	15	
<i>Comp. Rate: \$1560 per year</i> MCMURTERY,VINCENT/Jazz recording		1,560	1,560	1,560	
<i>Comp. Rate: \$175 per recording</i> MCNAUGHTON & GUNN INC/Production services		175	175	175	
<i>Comp. Rate: \$5012 per production</i> MEDATRAX,INC/Nurse An. Fees		5,012	5,012	5,012	
<i>Comp. Rate: \$3600 per class</i> MEYER,FLORENCIA/Reimbursement		3,600	3,600	3,600	
<i>Comp. Rate: \$202 per reimbursement</i> MISS MISSISSIPPI CORPORATION/Registration Fees Miss USM		202	202	202	
<i>Comp. Rate: \$425 per pageant</i> MISSISSIPPI 811 INC/Facilities Consulting		425	425	425	
<i>Comp. Rate: \$1028 per year</i> MISSISSIPPI ACADEMY OF SCIENCES/Sponsorship		1,028	1,028	1,028	
<i>Comp. Rate: \$500 per year</i> MISSISSIPPI ASSN COLL REGISTR ADM OFFCRS/Conference		500	500	500	
<i>Comp. Rate: \$350 per semester</i> MISSISSIPPI EMBROIDER/Sewing Services		700	700	700	
<i>Comp. Rate: \$90 per job</i> MISSISSIPPI FIRE & SA/Fire Service Agreement		90	90	90	
<i>Comp. Rate: \$1990 per year</i> MISSISSIPPI NURSES ASSOCIATION/Conference Registration		1,990	1,990	1,990	
<i>Comp. Rate: \$600 per conference</i> MISSISSIPPI NURSES FOUNDATION/Continuing Education		600	600	600	
<i>Comp. Rate: \$750 per semester</i> MISSISSIPPI OPERA ASSOCIATION INC/Support Fees		1,500	1,500	1,500	
<i>Comp. Rate: \$200 per fee</i> MISSISSIPPI POWER COMPANY/Electrical services		200	200	200	
<i>Comp. Rate: \$4338 per job</i> MISSISSIPPI PUBLIC HEALTH ASSOCIATION/Registration		4,338	4,338	4,338	
<i>Comp. Rate: \$450 per registration</i> MIURA,PEDRO/Reimbursement		450	450	450	

FEES, PROFESSIONAL AND OTHER SERVICES

University of Southern Mississippi (268-00)

Name of Agency					
TYPE OF FEE AND NAME OF VENDOR	Retired w/ PERS	(1) Actual Expenses FY Ending June 30, 2018	(2) Estimated Expenses FY Ending June 30, 2019	(3) Requested Expenses FY Ending June 30, 2020	Fund Source
<i>Comp. Rate: \$404 per reimbursement</i>		404	404	404	
MOUNTAIN MEASUREMENT/Other Professional Fees					
<i>Comp. Rate: \$525 per job</i>		525	525	525	
MR.SIPPI BEVERAGES/Beverage Services					
<i>Comp. Rate: \$59 per visit</i>		1,884	1,884	1,884	
MS CONFERENCE ON SOCIAL WELFARE/Conference					
<i>Comp. Rate: \$300 per conference</i>		300	300	300	
MS INSTITUTIONS OF HIGHER LEARNING/Annual Fees					
<i>Comp. Rate: \$846 per fee</i>		6,774	6,774	6,774	
MS STATE DEPARTMENT OF HEALTH/Fingerprinting					
<i>Comp. Rate: \$50 per person</i>		730	730	730	
MS.GOV/Other Professional Fees					
<i>Comp. Rate: \$55 per year</i>		55	55	55	
MS_DPS_PUBLIC_SAFE/Safety					
<i>Comp. Rate: \$308 per year</i>		308	308	308	
MUNN ENTERPRISES INC/Construction Services					
<i>Comp. Rate: \$7562 per job</i>		7,562	7,562	7,562	
NACUA/Other Professional Fees					
<i>Comp. Rate: \$1490 per year</i>		1,490	1,490	1,490	
NANCE,REBECCA SMITH/Mileage					
<i>Comp. Rate: \$271 per trip</i>		271	271	271	
NASASPS/Other Professional Fees					
<i>Comp. Rate: \$450 per year</i>		450	450	450	
NATIONAL COMMUNICATIO/Other Professional Fees					
<i>Comp. Rate: \$800 per year</i>		800	800	800	
NATL RESEARCH CENTER FOR COLLEGE &/Talent services					
<i>Comp. Rate: \$2924 per service</i>		2,924	2,924	2,924	
NC-SARA/Membership fees					
<i>Comp. Rate: \$6000 per membership</i>		6,000	6,000	6,000	
NETDOCUMENTS/Service Fee					
<i>Comp. Rate: \$342 per service</i>		342	342	342	
NEW ORLEANS MARRIOTT METAIRIE AT					
<i>Comp. Rate: \$2169 per banquet</i>		2,169	2,169	2,169	
NISTS/Other Professional Fees					
<i>Comp. Rate: \$125 per year</i>		125	125	125	
NOTARY PUBLIC/Other Professional Fees					
<i>Comp. Rate: \$145 per year</i>		145	145	145	
NRA LAW ENFORCEMENT/Other Professional Fees					
<i>Comp. Rate: \$645 Per year</i>		645	645	645	
OverheadDoorCoHatties/Construction Services					
<i>Comp. Rate: \$595 per job</i>		595	595	595	
PALMATIER,THOMAS/Conductor Services					
<i>Comp. Rate: \$1500 per show</i>		1,500	1,500	1,500	
PAT L MCKENZIE INC/Construction Services					
<i>Comp. Rate: \$1672 per job</i>		8,363	8,363	8,363	
PAYPAL *AAFDISTRICT/Other Professional Fees					

FEES, PROFESSIONAL AND OTHER SERVICES

University of Southern Mississippi (268-00)

Name of Agency					
TYPE OF FEE AND NAME OF VENDOR	Retired w/ PERS	(1) Actual Expenses FY Ending June 30, 2018	(2) Estimated Expenses FY Ending June 30, 2019	(3) Requested Expenses FY Ending June 30, 2020	Fund Source
<i>Comp. Rate: \$80 per transfer</i>		80	80	80	
PAYPAL *CORECONCEPT/Other Professional Fees					
<i>Comp. Rate: \$150 per transfer</i>		150	150	150	
PAYPAL *JAMESSYLER/Other Professional Fees					
<i>Comp. Rate: \$1000 per transfer</i>		1,000	1,000	1,000	
PAYPAL *JANGRACE/Other Professional Fees					
<i>Comp. Rate: \$3777 per transfer</i>		3,777	3,777	3,777	
PEOPLEREADY INC/Temp labor					
<i>Comp. Rate: \$400 per person</i>		25,590	25,590	25,590	
PIERCE CONSTRUCTION A/Construction Services					
<i>Comp. Rate: \$33 per fee</i>		33	33	33	
PILARCZYK,JESSICA/Reimbursement					
<i>Comp. Rate: \$904 per reimbursement</i>		904	904	904	
Police Department Special Duty/Other Professional Fees					
<i>Comp. Rate: (\$17999) per year</i>		(17,999)	(17,999)	(17,999)	
PRIDESTAFF INC/Temp labor					
<i>Comp. Rate: \$700 per person</i>		9,794	9,794	9,794	
PRO TRAVEL INC/Travel services					
<i>Comp. Rate: \$1608 per trip</i>		16,079	16,079	16,079	
PTK*RECOGNITION SERVI/Other Professional Fees					
<i>Comp. Rate: \$1000 per fee</i>		1,000	1,000	1,000	
RAIN FOREST CAR WASH/Cleaning Services					
<i>Comp. Rate: \$5 per Wash</i>		28	28	28	
RAIN FOREST EXPRESS O/Cleaning Services					
<i>Comp. Rate: \$5 per Wash</i>		23	23	23	
RAMSEY, KELLY/Repairs					
<i>Comp. Rate: \$75 per services</i>		75	75	75	
RED HAWK FIRESECURITY/Fire Service Agreement					
<i>Comp. Rate: \$4845 per year</i>		4,845	4,845	4,845	
RED LION INN & SUITES HATTIESBURG/Lodging					
<i>Comp. Rate: \$178 per room</i>		178	178	178	
RENNINGER,LEE/Reimbursement					
<i>Comp. Rate: \$600 per reimbursement</i>		600	600	600	
RESIDENCE INN BY MARRIOTT HATTIESBURG/Lodging					
<i>Comp. Rate: \$117 per night</i>		117	117	117	
RHEE,NOAH/Speaking Fees					
<i>Comp. Rate: \$400 per engagement</i>		400	400	400	
RICHARDSON ATHLETICS/Other Professional Fees					
<i>Comp. Rate: \$1327 per Year</i>		1,327	1,327	1,327	
ROLAND,ROBERT KEVIN/Teaching Services					
<i>Comp. Rate: \$400 per lecture</i>		400	400	400	
ROOFING SOLUTIONS LLC/Construction Services					
<i>Comp. Rate: \$2335 per job</i>		9,340	9,340	9,340	
SAM HOUSTON STATE UNIVERSITY/Summit expenses					
<i>Comp. Rate: \$1000 per summit</i>		1,000	1,000	1,000	
SEC SERVICES LLC/Other Professional Fees					

FEES, PROFESSIONAL AND OTHER SERVICES

University of Southern Mississippi (268-00)

Name of Agency					
TYPE OF FEE AND NAME OF VENDOR	Retired w/ PERS	(1) Actual Expenses FY Ending June 30, 2018	(2) Estimated Expenses FY Ending June 30, 2019	(3) Requested Expenses FY Ending June 30, 2020	Fund Source
<i>Comp. Rate: \$475 per invoice</i>		475	475	475	
SECOND MOMENT LLC/Other Professional Fees					
<i>Comp. Rate: \$2750 per service</i>		11,000	11,000	11,000	
Security At Athletic Events/Other Professional Fees					
<i>Comp. Rate: (\$37017 per year)</i>		(37,017)	(37,017)	(37,017)	
SELECT AVIATION SERVICES LLC/Appraisal services					
<i>Comp. Rate: \$624 per appraisal</i>		1,248	1,248	1,248	
SERVICEMASTER CLEANING ALTERNATIVES/Cleaning					
<i>Comp. Rate: \$686 per service</i>		46,618	46,618	46,618	
SHEFFER,MARY LOU/Reimbursement					
<i>Comp. Rate: \$10 per reimbursement</i>		10	10	10	
SHRED IT/Shredding Services					
<i>Comp. Rate: \$32 per job</i>		96	96	96	
SHRED/Shredding Services					
<i>Comp. Rate: \$86 per job</i>		432	432	432	
SHRED-IT USA LLC/Shredding Services					
<i>Comp. Rate: \$75 per order</i>		449	449	449	
SIGNS FIRST HATTIESBU/Signs services					
<i>Comp. Rate: \$65 per job</i>		133	133	133	
SMITH,ERIN MARIE/Reimbursement					
<i>Comp. Rate: \$225 per reimbursement</i>		225	225	225	
SNAPARAZZI PHOTOBOOTH COMPANY LLC/Photo Services					
<i>Comp. Rate: \$200 per service</i>		200	200	200	
SNYDER NG,COURTNEY KRISTEN/Conductor Services					
<i>Comp. Rate: \$1100 per performance</i>		1,100	1,100	1,100	
SOUTHERN ASSN OF COLLEGES AND SCHOOLS/Change					
<i>Comp. Rate: \$500 per change</i>		500	500	500	
SOUTHERN BEHAVIORAL MEDICINE ASSN/Psychological					
<i>Comp. Rate: \$850 per person</i>		850	850	850	
SOUTHERN OAKS HOUSE AND GARDEN/Service Fee					
<i>Comp. Rate: \$234 per service</i>		234	234	234	
SOUTHERN PROPERTY MAI/Property Services					
<i>Comp. Rate: \$614 per job</i>		4,300	4,300	4,300	
SOUTHERN TIRE RECYCLING LLC/Recycling Services					
<i>Comp. Rate: \$435 per service</i>		435	435	435	
SPF WINDOW TINTING IN/Window Tinting					
<i>Comp. Rate: \$221 per service</i>		665	665	665	
SQ *BASS CARPET CLEAN/Cleaning Services					
<i>Comp. Rate: \$309 per job</i>		2,160	2,160	2,160	
SQ *JUST SEW SOUTHERN/Sewing Services					
<i>Comp. Rate: \$308 per service</i>		308	308	308	
SQ *NCLCA/Other Professional Fees					
<i>Comp. Rate: \$55 per service</i>		55	55	55	
SQ *PUBLIC SAFETY ACA/Other Professional Fees					
<i>Comp. Rate: \$175 per invoice</i>		525	525	525	
SQ *SAFEGUARD SECUR/Other Professional Fees					

FEES, PROFESSIONAL AND OTHER SERVICES

University of Southern Mississippi (268-00)

Name of Agency					
TYPE OF FEE AND NAME OF VENDOR	Retired w/ PERS	(1) Actual Expenses FY Ending June 30, 2018	(2) Estimated Expenses FY Ending June 30, 2019	(3) Requested Expenses FY Ending June 30, 2020	Fund Source
<i>Comp. Rate: \$1610 per service</i>		3,220	3,220	3,220	
SQ *SAFEGUARD SECURIT/Other Professional Fees					
<i>Comp. Rate: \$1128 per service</i>		10,156	10,156	10,156	
ST VINCENTS GUEST HOUSE/Lodging					
<i>Comp. Rate: \$2050 per trip</i>		2,050	2,050	2,050	
STEWART AND SONS PLUMBING/Plumbing Services					
<i>Comp. Rate: \$1984 per service call</i>		265,839	265,839	265,839	
SUNG,ANDREW H/Reimbursement					
<i>Comp. Rate: \$625 per reimbursement</i>		625	625	625	
SWETMAN SECURITY SERVICE INC/Temp labor					
<i>Comp. Rate: \$235 per event</i>		940	940	940	
SZLUBOWSKA,MARTA/Guest Violinist					
<i>Comp. Rate: \$1500 per event</i>		1,500	1,500	1,500	
Technology Prof Fees & Services/Other Professional Fees					
<i>Comp. Rate: \$315143 per year</i>		315,143	315,143	315,143	
TELEDYNE CARIS/Temp labor					
<i>Comp. Rate: \$2550 per service</i>		5,100	5,100	5,100	
TEMPLE WATER TREATMENT SERVICES INC/Water					
<i>Comp. Rate: \$449 per service</i>		5,389	5,389	5,389	
TERRY SERVICE INC/Repairs					
<i>Comp. Rate: \$3795 per service</i>		79,698	79,698	79,698	
TEXAS TACTICAL POLICE/Other Professional Fees					
<i>Comp. Rate: \$700 Per job</i>		700	700	700	
THE BLOSSMAN COMPANIE/Gas services					
<i>Comp. Rate: \$203 per job</i>		203	203	203	
THE COLLEGE BOARD/Student Search Services					
<i>Comp. Rate: \$1118 per service</i>		19,013	19,013	19,013	
THE COMMON APPLICATION INC/Other Professional Fees					
<i>Comp. Rate: \$3129 per fee</i>		3,129	3,129	3,129	
THE UPS STORE #4624/Shipping services					
<i>Comp. Rate: \$114 per services</i>		114	114	114	
THOMAS,AIMEE KATHRYN/Reimbursement					
<i>Comp. Rate: \$121 per reimbursement</i>		121	121	121	
THOMSON REUTERS INC/Business Services					
<i>Comp. Rate: \$647 per month</i>		647	647	647	
TOSHIBA BUSINESS SOLUTIONS USA INC/Copier Services					
<i>Comp. Rate: \$361 per year</i>		361	361	361	
TOWN AND COUNTRY CLEA/Cleaning Services					
<i>Comp. Rate: \$40 per job</i>		40	40	40	
TOWNEPLACE SUITES HATTIESBURG/Lodging					
<i>Comp. Rate: \$125 per night</i>		872	872	872	
TRAHAN & ASSOCIATES/Media relations and travel					
<i>Comp. Rate: \$2875 per trip</i>		2,875	2,875	2,875	
TRIBUNELLA,ERIC/Reimbursement					
<i>Comp. Rate: \$100 per reimbursement</i>		100	100	100	
United Fence Co/Fencing Services					

FEES, PROFESSIONAL AND OTHER SERVICES

University of Southern Mississippi (268-00)

Name of Agency

TYPE OF FEE AND NAME OF VENDOR	Retired w/ PERS	(1) Actual Expenses FY Ending June 30, 2018	(2) Estimated Expenses FY Ending June 30, 2019	(3) Requested Expenses FY Ending June 30, 2020	Fund Source
<i>Comp. Rate: \$3638 per job</i>		3,638	3,638	3,638	
UNIVERSITY OF ALABAMA AT BIRMINGHAM/Sponsorship					
<i>Comp. Rate: \$1000 per sponsorship</i>		1,000	1,000	1,000	
UNIVERSITY OF MISSISSIPPI/Salary expenses					
<i>Comp. Rate: \$7000 per payment</i>		14,000	14,000	14,000	
UNIVERSITY PRESS OF MISSISSIPPI/Press services					
<i>Comp. Rate: \$83570 per year</i>		83,570	83,570	83,570	
US WATER SERVICES INC/Water Services					
<i>Comp. Rate: \$2072 per payment</i>		130,509	130,509	130,509	
VANZANDT,PETER ANDREW/Reimbursement					
<i>Comp. Rate: \$257 per reimbursement</i>		257	257	257	
VIRTUOSITY MUSICAL INSTRUMENTS/Rental services					
<i>Comp. Rate: \$1500 per rental</i>		1,500	1,500	1,500	
WAN,XIUFENG/Reimbursement					
<i>Comp. Rate: \$198 per reimbursement</i>		198	198	198	
WARD,MATTHEW/Reimbursement					
<i>Comp. Rate: \$60 per reimbursement</i>		60	60	60	
WARE IMMIGRATION/Legal services					
<i>Comp. Rate: \$2093 per services</i>		4,185	4,185	4,185	
WATER FLOW PRODUCTIONS INC/Other Professional Fees					
<i>Comp. Rate: \$3726 per service</i>		40,986	40,986	40,986	
WESTERN INTERSTATE COMMISSION/Participation Network					
<i>Comp. Rate: \$6000 per year</i>		6,000	6,000	6,000	
WILLIAM CAREY UNIVERSITY/Fair Booth					
<i>Comp. Rate: \$200 per fair</i>		200	200	200	
WORSFOLD,LEANNE/Assessment Tool					
<i>Comp. Rate: \$3000 per job</i>		3,000	3,000	3,000	
XIE,ZHIFU/Reimbursement					
<i>Comp. Rate: \$181 per reimbursement</i>		181	181	181	
ZHANG,XU/Reimbursement					
<i>Comp. Rate: \$198 per reimbursement</i>		198	198	198	
ZHU,HUIQING/Reimbursement					
<i>Comp. Rate: \$383 per reimbursement</i>		383	383	383	
Total 605790 Other Professional Fees and Services		1,987,471	1,987,471	1,987,471	
GRAND TOTAL		2,311,995	2,311,995	2,311,995	

VEHICLE PURCHASE DETAILS

University of Southern Mississippi (268-00)

Name of Agency

Year	Model	Person(s) Assigned To	Vehicle Purpose/Use	Replacement Or New?	FY2020 Req. Cost
-------------	--------------	------------------------------	----------------------------	--------------------------------	-----------------------------

TOTAL VEHICLE REQUEST

**VEHICLE INVENTORY
AS OF JUNE 30, 2018**

University of Southern Mississippi (268-00)

Name of Agency

Vehicle Type	Vehicle Description	Model Year	Model	Person(s) Assigned To	Purpose/Use	Tag Number	Mileage on 6-30-2018	Average Miles per Year	Replacement Proposed	
									FY2019	FY2020
P	F350	2001	F350	Boats Ops Beaugez	Facilities Management	G-17459	150,465	7,585		
W	LIBERTY	2003	LIBERTY	FISHERIES	Athletics	G-25648	73,636	4,879		
P	SQ1	2004	SQ1	MOTOR POOL	Research	G-29817	79,820	3,710		
P	3500	1995	3500	PARASITOLOGY	Facilities Management	S-15591	86,035	0		
P	F250	1996	F250	FISHERIES	Athletics	S-16281	69,263	0		
P	NC1	2005	NC1	FISHERIES	Passenger	G-33064	72,968	2,664		
W	E350	2006	E350	MOTOR POOL	Athletics	G-35104	70,619	2,088		
W	E45	2007	E45	MEC	Research	G-41720	38,034	1,325		
W	F350	2006	F350	PHY PLANT	Athletics	G-34948	58,368	6,060		
W	VAN	2006	VAN	MOTOR POOL	Passenger	G-34939	142,475	1,596		
P	PICKUP	2006	PICKUP	MOTOR POOL	Research	G-34944	105,121	13,203		
P	PICKUP	2006	PICKUP	MOTOR POOL	Research	G-34942	64,393	5,739		
P	PICKUP	2006	PICKUP	MOTOR POOL	Research	G-34945	106,337	3,814		
P	PICKUP	2006	PICKUP	PHY PLANT	Facilities Management	G-34940	64,899	14,894		
P	PICKUP	2006	PICKUP	MICROBIOLOGY	Passenger	G-34941	147,070	3,655		
P	PICKUP	2006	PICKUP	PHY PLANT	Facilities Management	G-35105	65,645	5,142		
P	15V	2006	15V	PHY PLANT	Passenger	G-34947	72,274	4,298		
P	PICKUP	2006	PICKUP	PHY PLANT	Facilities Management	G-34946	48,207	2,188		
P	PICKUP	2006	PICKUP	FISHERIES	Facilities Management	G-34943	50,634	3,654		
P	SIERRA	1998	SIERRA	FISHERIES	Facilities Management	G-06985	99,015	0		
P	PICKUP	2007	PICKUP	FISHERIES	Facilities Management	G-38590	62,085	3,148		
W	E35	1998	E35	MOTOR POOL	Facilities Management	G-05342	166,830	2,000		
P	F150	2007	F150	MEC	Facilities Management	G-39275	86,137	5,238		
P	SRW	2008	SRW	FISHERIES	Facilities Management	G-44904	46,552	4,403		
W	Bucket Truck	1991	Bucket Truck	PHY PLANT	Facilities Management	G-48276	72,937	0		
W	Ram Van	2000	Ram Van	FISHERIES	Facilities Management	G-49651	161,086	2,331		
W	TITAN	2011	TITAN	FISHERIES	Research	G-56394	64,046	10,617		

Vehicle Type: (P)assenger/(W)ork

**VEHICLE INVENTORY
AS OF JUNE 30, 2018**

University of Southern Mississippi (268-00)

Name of Agency

Vehicle Type	Vehicle Description	Model Year	Model	Person(s) Assigned To	Purpose/Use	Tag Number	Mileage on 6-30-2018	Average Miles per Year	Replacement Proposed	
									FY2019	FY2020
W	SRW SUPER DUTY	2011	SRW SUPER DUTY	FISHERIES	Research	G-56167	21,116	1,919		
W	ESCAPE	2012	ESCAPE	SEA GRANT SWANN	Research	G-57736	132,330	15,925		
P	ECONOLINE	2013	ECONOLINE	MOTOR POOL	Passenger	G-64173	31,748	3,905		
W	COLUMBIA	2006	COLUMBIA	MOTOR POOL	Facilities Management	G-68072	170,705	0		
P	Ram Truck	2014	Ram Truck	MOTOR POOL	Facilities Management	G-67723	36,754	13,505		
P	Silverado	2015	Silverado	MICROBIOLOGY	Research	G_68445	16,729	1,680		
P	F150	2015	F150	FISHERIES	Research	G_68814	24,138	6,252		
P	CARAVAN	2016	CARAVAN	MOTOR POOL	Research	G-71574	39,638	12,189		
P	Silverado	2017	Silverado	FISHERIES	Research	G-75700	6,496	3,805		
P	Silverado	2017	Silverado	FISHERIES	Research	G-76719	14,558	11,578		
W	F250	2017	F250	PHYSICAL PLANT	Facilities Management	G-76966	6,427	4,987		
P	CARAVAN	2018	CARAVAN	SEA GRANT SWANN	Research	G-79908	2,877	2,877		
W	ASTRO VAN	1997	ASTRO VAN	ATHLETICS	Facilities Management	G-20926	144,992	2,438		
P	RAM 3500	1998	RAM 3500	ATHLETICS	Facilities Management	G-15524	125,801	861		
P	F-150 PICK UP	1995	F-150 PICK UP	ATHLETICS	Facilities Management	G-18289	158,365	332		
W	VAN	2003	VAN	ATHLETICS	Law Enforcement	G-43684	141,184	3,915		
W	Commercial Van	2012	Commercial Van	ATHLETICS	Passenger	G-59868	67,014	12,566		
P	8 PASSENGER VAN	2004	8 PASSENGER VAN	ATHLETICS	Passenger	G-67988	86,307	0		
P	Silverado	2008	Silverado	ATHLETICS	Facilities Management	G-74444	116,013	3,014		
W	SANTA FE	2008	SANTA FE	ATHLETICS	Passenger	G-74806	178,378	4,732		
W	Transit	2018	Transit	ATHLETICS	Passenger	NA	6,828	3,856		
P	F150 PICK UP	2007	F150 PICK UP	GROUPS	Facilities Management	G-40568	35,713	286		
P	F-150 PICK UP	2016	F-150 PICK UP	ATHLETIC GROUNDS	Passenger	G-75015	4,885	2,735		
W	ECONOLINE	2006	ECONOLINE	BAND	Passenger	G-65878	78,067	282		
P	PICK UP	2005	PICK UP	BIOL. SCI	Law Enforcement	G-33582	172,235	4,982		
P	PICK UP	2005	PICK UP	BIOL.SCI	Law Enforcement	G-33583	138,384	0		
W	SUBURBAN	2008	SUBURBAN	BIOLOGICAL SCIENCE	Facilities Management	G-45883	144,750	9,712		

Vehicle Type: (P)assenger/(W)ork

**VEHICLE INVENTORY
AS OF JUNE 30, 2018**

University of Southern Mississippi (268-00)

Name of Agency

Vehicle Type	Vehicle Description	Model Year	Model	Person(s) Assigned To	Purpose/Use	Tag Number	Mileage on 6-30-2018	Average Miles per Year	Replacement Proposed	
									FY2019	FY2020
W	F150	2011	F150	BIOLOGICAL SCIENCE	Research	G-57592	0	0		
W	Transit	2015	Transit	BIOLOGICAL SCIENCE	Passenger	G-70856	18,353	6,144		
W	ALTIMA	2013	ALTIMA	Center for Higher Learning	Passenger	G-64448	5,115	621		
W	DURANGO	2008	DURANGO	CONTRACTED BOOKSTORE	Passenger	G-57793	92,194	2,148		
W	15 PASSENGER VAN	1998	15 PASSENGER VAN	English Lang. Inst.	Facilities Management	G-05658	120,426	946		
W	TRANSIT	2017	TRANSIT	English Lang. Inst.	Passenger	G-77371	3,503	3,356		
P	F-250 PICK UP	1995	F-250 PICK UP	GROUNDS	Facilities Management	G-23685	81,423	3,012		
W	DUMP TRUCK	1998	DUMP TRUCK	GROUNDS	Facilities Management	G-07154	16,226	0		
P	CJ PICK UP	1985	CJ PICK UP	GROUNDS	Passenger	S-8705	16,008	120		
P	1/2 TON PICK UP	1996	1/2 TON PICK UP	GROUNDS	Facilities Management	S-16408	92,211	2,774		
P	QUAD CAB PICK UP	2001	QUAD CAB PICK UP	Electrical & Mech. Equip. Maint.	Facilities Management	G-18379	100,366	965		
P	F250 PICK UP	1995	F250 PICK UP	GROUNDS	Facilities Management	G-24107	94,684	355		
P	F150 PICK UP	1995	F150 PICK UP	Electrical & Mech. Equip. Maint.	Facilities Management	G-24110	0	0		
P	F150 PICK UP	2007	F150 PICK UP	GROUNDS	Academic Recruitment	G-40569	38,174	2,704		
P	F150 PICK UP	2007	F150 PICK UP	GROUNDS	Passenger	G-40567	40,396	3,390		
P	F150 PICK UP	2007	F150 PICK UP	GROUNDS	Academic Recruitment	G-40566	29,907	2,461		
P	F150	2013	F150	GROUNDS	Passenger	G-62185	28,448	3,482		
P	FRONTIER CREWCAB	2000	FRONTIER CREWCAB	GC SECURITY	Facilities Management	G-25925	147,759	2,942		
W	SUBURBAN	2009	SUBURBAN	GC DEPT OF COASTAL SCIENCE	Facilities Management	G-49739	46,139	2,638		
P	RAM 2500	2005	RAM 2500	GC DEPT OF COASTAL SCIENCE	Law Enforcement	G-32023	124,120	1,395		
W	GRAND CARAVAN	2003	GRAND CARAVAN	GEOGRAPHY & GEOLOGY	Facilities Management	G-25895	145,379	3,890		
W	GRAND CARAVAN	2016	GRAND CARAVAN	GEOGRAPHY & GEOLOGY	Facilities Management	G-72072	26,900	9,900		
P	F250 PICK UP	2008	F250 PICK UP	GEOGRAPHY & GEOLOGY	Research	G-46235	39,286	6,333		
W	CARAVAN	2001	CARAVAN	GC Physical Plant	Facilities Management	G-17366	244,286	0		

Vehicle Type: (P)assenger/(W)ork

**VEHICLE INVENTORY
AS OF JUNE 30, 2018**

University of Southern Mississippi (268-00)

Name of Agency

Vehicle Type	Vehicle Description	Model Year	Model	Person(s) Assigned To	Purpose/Use	Tag Number	Mileage on 6-30-2018	Average Miles per Year	Replacement Proposed	
									FY2019	FY2020
W	TAURUS	2003	TAURUS	GC Physical Plant	Facilities Management	G-26157	68,182	725		
W	CROWN VICTORIAN	2008	CROWN VICTORIAN	GC Physical Plant	Law Enforcement	G-46526	100,898	16,782		
W	FUSION	2011	FUSION	GC ENROLLMENT AND MARKETING	Facilities Management	G-56152	41,860	8,524		
P	RANGER PICK UP	1993	RANGER PICK UP	GC Physical Plant	Facilities Management	G-18149	11,249	169		
W	FUSION	2012	FUSION	GC VICE PRESIDENT	Passenger	G-60665	74,186	15,694		
P	Colorado	2012	Colorado	GC Security	Law Enforcement	G-30678	36,388	5,172		
W	CARGO VAN	2014	CARGO VAN	GULF PARK GROUNDS	Passenger	G-67378	129,146	30,683		
P	F150	2015	F150	PHYSICAL PLANT	Facilities Management	G-70528	6,790	1,655		
P	F150	2015	F150	PHYSICAL PLANT	Facilities Management	G-70646	12,744	3,707		
P	Silverado	2016	Silverado	PHYSICAL PLANT	Facilities Management	G-73641	5,808	2,604		
P	Silverado	2016	Silverado	PHYSICAL PLANT	Facilities Management	G-73642	6,454	2,810		
W	EXPRESS 3500	2002	EXPRESS 3500	STUDENT HOUSING	Facilities Management	G-22735	118,555	195		
W	EXPRESS 3500	2002	EXPRESS 3500	STUDENT HOUSING	Facilities Management	G-22736	108,611	1,935		
P	RAM 1500	2001	RAM 1500	STUDENT HOUSING	Passenger	G-28757	108,046	8,165		
P	PICK UP	1994	PICK UP	STUDENT HOUSING	Passenger	G-11879	139,748	906		
P	1/2 TON PICK UP	1996	1/2 TON PICK UP	STUDENT HOUSING	Facilities Management	S-16292	71,517	2,451		
P	F-150 PICK UP	1992	F-150 PICK UP	STUDENT HOUSING	Academic Recruitment	G-16448	108,944	240		
P	C1500 PICK UP	1994	C1500 PICK UP	STUDENT HOUSING	Facilities Management	G-19627	83,229	1,608		
P	S-10 PICK UP	1996	S-10 PICK UP	STUDENT HOUSING	Facilities Management	G-19626	109,441	1,753		
P	RANGER PICK UP	1999	RANGER PICK UP	STUDENT HOUSING	Facilities Management	G-23880	89,253	2,338		
P	RANGER PICK UP	1999	RANGER PICK UP	STUDENT HOUSING	Facilities Management	G-23881	79,188	4,256		
W	VENTURE	2004	VENTURE	STUDENT HOUSING	Cargo	G-44258	89,554	707		
W	MALIBU	2005	MALIBU	STUDENT HOUSING	Passenger	G-44259	74,106	454		
P	2500 SILVERADO	2000	2500 SILVERADO	STUDENT HOUSING	Facilities Management	G-44260	92,433	2,670		
W	CARAVAN	2005	CARAVAN	STUDENT HOUSING	Research	G-46623	98,469	770		

Vehicle Type: (P)assenger/(W)ork

**VEHICLE INVENTORY
AS OF JUNE 30, 2018**

University of Southern Mississippi (268-00)

Name of Agency

Vehicle Type	Vehicle Description	Model Year	Model	Person(s) Assigned To	Purpose/Use	Tag Number	Mileage on 6-30-2018	Average Miles per Year	Replacement Proposed	
									FY2019	FY2020
P	RAM 1500	1999	RAM 1500	STUDENT HOUSING	Research	G-46621	47,677	2,667		
W	E350 COMM-VAN	1993	E350 COMM-VAN	STUDENT HOUSING	Research	G-42738	35,154	0		
P	2500 RAM	2001	2500 RAM	STUDENT HOUSING	Facilities Management	G-51616	55,983	3,008		
P	2500 RAM	2001	2500 RAM	STUDENT HOUSING	Research	G-51615	65,189	19		
P	C1500 PICK UP	2005	C1500 PICK UP	STUDENT HOUSING	Research	G-51614	108,610	2,982		
P	1500 TRUCK	1998	1500 TRUCK	STUDENT HOUSING	Law Enforcement	G-32286	90,122	2,225		
P	PICK UP	2014	PICK UP	STUDENT HOUSING	Facilities Management	G-67505	13,497	3,058		
P	Silverado	2015	Silverado	STUDENT HOUSING	Facilities Management	G-68447	19,373	4,939		
P	Silverado	2015	Silverado	STUDENT HOUSING	Facilities Management	G-68448	10,443	2,770		
P	Silverado	2015	Silverado	STUDENT HOUSING	Facilities Management	G-68446	15,810	3,228		
P	FRONTIER CREWCAB	2017	FRONTIER CREWCAB	STUDENT HOUSING	Facilities Management	G-75658	4,333	2,808		
P	FRONTIER CREWCAB	2017	FRONTIER CREWCAB	STUDENT HOUSING	Facilities Management	G-75659	2,770	1,973		
W	NV200S	2017	NV200S	STUDENT HOUSING	Facilities Management	G-75660	3,738	2,277		
W	NV200S	2017	NV200S	STUDENT HOUSING	Facilities Management	G-75661	3,398	2,048		
P	1500 RAM PICK UP	2001	1500 RAM PICK UP	STUDENT HOUSING	Facilities Management	G-27877	90,241	2,509		
W	E-350 VAN	2006	E-350 VAN	INSTITUTE FOR DISABILITY STUDY	Law Enforcement	G-38901	58,817	4,596		
P	Ram 1500	2005	Ram 1500	RECREATIONAL SPORTS	Facilities Management	G-54374	91,166	3,239		
W	Soul	2016	Soul	RECREATIONAL SPORTS	Facilities Management	G-76572	3,921	3,899		
W	UPLANDER	2007	UPLANDER	ITECH	Passenger	G-42105	57,449	2,610		
W	CARAVAN	2009	CARAVAN	OFFICE OF THE PROVOST	Passenger	G-49076	84,343	263		
P	RANGER PICK UP	2000	RANGER PICK UP	Building Maintenance	Facilities Management	G-27052	84,707	2,088		
W	CROWN VICTORIAN	2002	CROWN VICTORIAN	PHYSICAL PLANT	Facilities Management	G-20862	144,804	579		
P	3/4 TON PICK UP	1998	3/4 TON PICK UP	TRANSPORTATION	Facilities Management	G-21882	124,421	1,684		
P	S-10 PICK UP	1994	S-10 PICK UP	Environmental Services	Facilities Management	G-21883	65,012	1,354		

Vehicle Type: (P)assenger/(W)ork

**VEHICLE INVENTORY
AS OF JUNE 30, 2018**

University of Southern Mississippi (268-00)

Name of Agency

Vehicle Type	Vehicle Description	Model Year	Model	Person(s) Assigned To	Purpose/Use	Tag Number	Mileage on 6-30-2018	Average Miles per Year	Replacement Proposed	
									FY2019	FY2020
W	CARAVAN	2005	CARAVAN	SAFETY	Passenger	G-28755	82,456	958		
W	GRAND CARAVAN	2003	GRAND CARAVAN	Electrical & Mech. Equip. Maint.	Facilities Management	G-25896	102,745	1,902		
W	15 PASSENGER VAN	1994	15 PASSENGER VAN	CUSTODIAL	Facilities Management	S-14587	145,705	0		
P	RAM TRUCK	2001	RAM TRUCK	TRANSPORTATION	Facilities Management	G-23687	90,105	180		
P	1 TON TRUCK	1995	1 TON TRUCK	ENVIROMENTAL	Facilities Management	S-15871	66,622	1,068		
P	DAKOTA PICK UP	1999	DAKOTA PICK UP	Electrical & Mech. Equip. Maint.	Facilities Management	G-09072	56,758	2,179		
P	DAKOTA PICK UP	1999	DAKOTA PICK UP	Electrical & Mech. Equip. Maint.	Facilities Management	G-09071	37,307	8		
W	DUMP TRUCK	1995	DUMP TRUCK	TRANSPORTATION	Facilities Management	S-15966	56,181	1,134		
P	DAKOTA PICK UP	1996	DAKOTA PICK UP	Electrical & Mech. Equip. Maint.	Facilities Management	S-16172	69,557	1,984		
P	1/2 PICK UP	1996	1/2 PICK UP	Building Maintenance	Facilities Management	S-16409	62,139	1,088		
P	DAKOTA PICK UP	1996	DAKOTA PICK UP	Electrical & Mech. Equip. Maint.	Facilities Management	S-16384	49,007	1,032		
P	1/2 TON PICK UP	1996	1/2 TON PICK UP	Electrical & Mech. Equip. Maint.	Facilities Management	S-16415	70,921	1,189		
P	F250 PICK UP	1995	F250 PICK UP	TRANSPORTATION	Facilities Management	G-23689	102,802	380		
W	LUMINA	2000	LUMINA	CUSTODIAL	Facilities Management	G-14468	123,975	786		
P	F150 PICK UP	1995	F150 PICK UP	Building Maintenance	Facilities Management	G-24109	75,353	1,355		
W	TAURUS	2003	TAURUS	PHYSICAL PLANT	Facilities Management	G-25259	102,879	161		
P	F150 PICK UP	2000	F150 PICK UP	Electrical & Mech. Equip. Maint.	Facilities Management	G-27694	103,000	105,000		
W	STREET SWEEPER	2004	STREET SWEEPER	TRANSPORTATION	NA	NA	107,000	123,456		
W	15 PASSENGER VAN	2004	15 PASSENGER VAN	CUSTODIAL	Passenger	G-30462	58,247	921		
P	PICK UP	2007	PICK UP	Environmental Services	Facilities Management	G-40565	53,344	2,435		
P	PICK UP	2007	PICK UP	Electrical & Mech. Equip. Maint.	Academic Recruitment	G-40564	20,500	1,046		
P	PICK UP	2007	PICK UP	Electrical & Mech. Equip. Maint.	Academic Recruitment	G-40570	23,551	1,898		
P	PICK UP	2007	PICK UP	Building Maintenance	Law Enforcement	G-40571	22,004	3,164		

Vehicle Type: (P)assenger/(W)ork

**VEHICLE INVENTORY
AS OF JUNE 30, 2018**

University of Southern Mississippi (268-00)

Name of Agency

Vehicle Type	Vehicle Description	Model Year	Model	Person(s) Assigned To	Purpose/Use	Tag Number	Mileage on 6-30-2018	Average Miles per Year	Replacement Proposed	
									FY2019	FY2020
P	PICK UP	2007	PICK UP	TRANSPORTATION	Law Enforcement	G-40572	38,960	3,501		
P	PICK UP	2007	PICK UP	Electrical & Mech. Equip. Maint.	Facilities Management	G-40799	42,620	3,729		
P	PICK UP	2007	PICK UP	Building Maintenance	Facilities Management	G-40800	33,850	3,021		
P	PICK UP	2007	PICK UP	Electrical & Mech. Equip. Maint.	Law Enforcement	G-40802	30,943	1,016		
P	PICK UP	2007	PICK UP	Electrical & Mech. Equip. Maint.	Academic Recruitment	G-40801	28,862	3,126		
P	RANGER PICK UP	2007	RANGER PICK UP	SAFETY	Academic Recruitment	G-41102	15,874	495		
P	RANGER PICK UP	2007	RANGER PICK UP	CUSTODIAL	Academic Recruitment	G-41101	19,671	1,530		
P	RANGER PICK UP	2007	RANGER PICK UP	CUSTODIAL	Facilities Management	G-41100	17,579	1,021		
P	F250 PICK UP	2008	F250 PICK UP	Environmental Services	Passenger	G-43272	35,497	2,322		
W	TRAILBLAZER	2008	TRAILBLAZER	Admin of Justice	Facilities Management	G-44770	62,480	1,499		
P	F150 PICK UP	2008	F150 PICK UP	Electrical & Mech. Equip. Maint.	Facilities Management	G-45512	23,591	2,047		
P	F150 PICK UP	2008	F150 PICK UP	Building Maintenance	Passenger	G-45514	11,134	547		
P	F250 PICK UP	2008	F250 PICK UP	Building Maintenance	Facilities Management	G-45513	34,999	2,219		
W	CARAVAN	2009	CARAVAN	SAFETY	Passenger	G-49028	32,340	1,936		
P	RANGER PICK UP	2009	RANGER PICK UP	SAFETY	Facilities Management	G-51062	28,863	2,653		
P	F150	2013	F150	CUSTODIAL	Passenger	G-62189	4,790	825		
P	F150	2013	F150	MAINTENANCE	Passenger	G-62188	11,847	2,060		
P	F150	2013	F150	Electrical & Mech. Equip. Maint.	Passenger	G-62187	11,818	1,458		
P	F150	2013	F150	MAINTENANCE	Passenger	G-62183	12,086	2,150		
P	F150	2013	F150	Electrical & Mech. Equip. Maint.	Passenger	G-62182	12,160	2,080		
P	F150	2013	F150	Building Maintenance	Passenger	G-62184	23,530	3,806		
P	F150	2013	F150	MAINTENANCE	Passenger	G-26186	4,326	670		
W	Derrick	1999	Derrick	MAINTENANCE	Facilities Management	G-68934	102,700	0		
W	BUCKET TRUCK	2000	BUCKET TRUCK	MAINTENANCE	Facilities Management	G-68933	118,764	1,384		
W	CARAVAN	2013	CARAVAN	Custodial	Facilities Management	G-64172	41,825	11,625		
P	RAM	2015	RAM	ENVIROMENTAL SERVICES	Facilities Management	G-69030	10,831	1,902		

Vehicle Type: (P)assenger/(W)ork

**VEHICLE INVENTORY
AS OF JUNE 30, 2018**

University of Southern Mississippi (268-00)

Name of Agency

Vehicle Type	Vehicle Description	Model Year	Model	Person(s) Assigned To	Purpose/Use	Tag Number	Mileage on 6-30-2018	Average Miles per Year	Replacement Proposed	
									FY2019	FY2020
W	Transit	2015	Transit	Physical Plant	Facilities Management	G-70127	13,403	3,296		
P	F150	2015	F150	Electrical & Mech. Equip. Maint.	Facilities Management	G-70392	4,938	1,919		
P	F150	2015	F150	CARPENTER	Facilities Management	G-70393	2,549	1,213		
P	F250 PICK UP	1997	F250 PICK UP	CONTRACTED FOOD SERVICES	Facilities Management	G-02776	110,822	4,014		
W	CARAVAN	2005	CARAVAN	DEANS OFFICE	Research	G-28756	136,945	2,125		
W	EXPRESS G30	2016	EXPRESS G30	Custodial Services	Passenger	G-74003	7,548	3,552		
W	EXPRESS G31	2016	EXPRESS G31	Custodial Services	Passenger	G-74002	6,428	2,407		
W	Transit	2017	Transit	Electrical & Mech. Equip. Maint.	Passenger	G-75054	4,524	2,944		
P	F-150 PICK UP	2016	F-150 PICK UP	Building Maintenance	Passenger	G-75018	2,945	1,678		
P	F-150 PICK UP	2016	F-150 PICK UP	Electrical & Mech. Equip. Maint.	Passenger	G-75014	2,772	1,828		
W	F-750	2011	F-750	Physical Plant	Facilities Management	NA	12,030	741		
W	IMPALA	2008	IMPALA	POLYMER	Research	G-45515	125,487	1,785		
W	CAMRY	2017	CAMRY	Mississippi Polymer Institute	Passenger	G-76957	16,926	13,440		
W	CARAVAN	2003	CARAVAN	MARINE SCIENCE	Facilities Management	G-26891	185,158	3,649		
P	PICK UP	1996	PICK UP	MARINE SCIENCE	Facilities Management	S-16128	124,358	2,799		
W	FUSION	2012	FUSION	MARINE SCIENCE	Research	G-57738	78,093	9,921		
W	SENTRA MINIVAN	2014	SENTRA MINIVAN	MARINE SCIENCE	Passenger	G-66517	52,871	9,269		
P	Silverado	2018	Silverado	MARINE SCIENCE	Facilities Management	G-79104	1,196	925		
P	F350 PICK UP	2010	F350 PICK UP	MARINE SCIENCE	Law Enforcement	G-37783	88,421	4,543		
P	F150	2017	F150	OFFICE OF SUSTAINABILITY	Facilities Management	G-77614	1,115	1,115		
W	VERSA	2012	VERSA	PROPERTY ACCOUNTING	Passenger	G-60888	33,635	4,699		
W	Charger	2010	Charger	SOUTHERN REGIONAL PUBLIC SAFETY INSTITUTE	Passenger	G-55564	41,080	1,639		
P	CANYON	2007	CANYON	POST OFFICE	Law Enforcement	G-39141	6,603	425		
P	DURANGO	2002	DURANGO	SOUTHERN REGIONAL PUBLIC SAFETY INSTITUTE	Facilities Management	G-20925	115,275	5,543		
W	TRAILBLAZER	2006	TRAILBLAZER	Admin of Justice	Research	G-45946	137,675	8,910		
W	TAHOE	2009	TAHOE	University Police	Passenger	G-49624	143,832	24,908		

Vehicle Type: (P)assenger/(W)ork

**VEHICLE INVENTORY
AS OF JUNE 30, 2018**

University of Southern Mississippi (268-00)

Name of Agency

Vehicle Type	Vehicle Description	Model Year	Model	Person(s) Assigned To	Purpose/Use	Tag Number	Mileage on 6-30-2018	Average Miles per Year	Replacement Proposed	
									FY2019	FY2020
W	CROWN VICTORIAN	2010	CROWN VICTORIAN	University Police	Research	G-52577	92,906	7,250		
W	CROWN VICTORIAN	2011	CROWN VICTORIAN	University Police	Law Enforcement	G-58709	69,488	2,944		
W	INTERCEPTOR	2013	INTERCEPTOR	University Police	Law Enforcement	G-61364	81,168	4,998		
W	INTERCEPTOR	2013	INTERCEPTOR	University Police	Law Enforcement	G-63181	91,726	11,282		
W	TAHOE	2004	TAHOE	University Police	Law Enforcement	G-64788	175,930	261		
W	Tahoe	2013	Tahoe	University Police	Law Enforcement	FRG-559	37,644	4,837		
W	CAPRICE	2014	CAPRICE	University Police	Passenger	G-66571	71,526	16,461		
W	EXPLORER	2014	EXPLORER	University Police	Passenger	G-66763	34,837	5,613		
W	EXPLORER	2014	EXPLORER	University Police	Law Enforcement	G-67890	67,532	13,348		
W	IMPALA	2016	IMPALA	University Police	Law Enforcement	G-73175	15,989	7,513		
W	IMPALA	2016	IMPALA	University Police	Law Enforcement	G-73174	26,163	9,655		
W	IMPALA	2016	IMPALA	University Police	Law Enforcement	G-73173	27,086	12,747		
W	IMPALA	2016	IMPALA	University Police	Law Enforcement	G-73176	26,573	9,826		
W	INTERCEPTOR	2017	INTERCEPTOR	University Police	Law Enforcement	FRI-431	15,639	15,639		
W	CROWN VICTORIAN	2005	CROWN VICTORIAN	GC SECURITY	Law Enforcement	G-32285	119,617	15,505		
W	420 TRUCK TRACTOR	2003	420 TRUCK TRACTOR	Environmental Services	Facilities Management	G-23691	49,548	2,180		
P	F-550	2016	F-550	Enviromental Services	Facilities Management	G-72688	29,337	14,196		
P	RAM 3500	2007	RAM 3500	Receiving and Warehousing	Facilities Management	G-65451	29,905	251		
W	FREESTAR	2006	FREESTAR	Receiving and Warehousing	Facilities Management	G-36614	27,292	853		
W	TRANSIT	2016	TRANSIT	Receiving and Warehousing	Facilities Management	G-73017	6,861	3,135		
W	UPLANDER	2008	UPLANDER	PROFESSIONAL DEVELOPMENT AND EDUCATION	Research	G-46574	22,248	1,715		
W	MINI VAN	2008	MINI VAN	Office of Admissions	Research	G-47212	111,038	14,858		
W	MINI VAN	2008	MINI VAN	Office of Admissions	Passenger	G-47213	107,717	12,398		
W	CARAVAN	2010	CARAVAN	Office of Admissions	Passenger	G-05269	76,969	23,667		

Vehicle Type: (P)assenger/(W)ork

**VEHICLE INVENTORY
AS OF JUNE 30, 2018**

University of Southern Mississippi (268-00)

Name of Agency

Vehicle Type	Vehicle Description	Model Year	Model	Person(s) Assigned To	Purpose/Use	Tag Number	Mileage on 6-30-2018	Average Miles per Year	Replacement Proposed	
									FY2019	FY2020
W	CARAVAN	2010	CARAVAN	Office of Admissions	Passenger	G-05267	96,996	15,152		
W	GRAND CARAVAN	2010	GRAND CARAVAN	Office of Admissions	Research	G-55310	90,924	16,227		
W	FUSION	2011	FUSION	GC ENROLLMENT AND MARKETING	Research	G-56153	61,619	15,955		
W	CARAVAN	2013	CARAVAN	Office of Admissions	Passenger	G-61366	58,158	11,754		
W	CARAVAN	2013	CARAVAN	Office of Admissions	Passenger	G-61363	78,236	25,073		
W	FUSION	2012	FUSION	Office of Admissions	Passenger	G-61365	112,403	14,384		
P	RANGER PICK UP	2007	RANGER PICK UP	STORES	Academic Recruitment	G-41099	19,578	640		
W	EXPEDITION	2006	EXPEDITION	SOUTHERN REGIONAL PUBLIC SAFETY INSTITUTE	Law Enforcement	G-34898	97,370	4,512		
P	F150 PICK UP	2002	F150 PICK UP	SOUTHERN REGIONAL PUBLIC SAFETY INSTITUTE	Facilities Management	G-20927	113,541	217		
W	CROWN VICTORIAN	2002	CROWN VICTORIAN	University Police	Facilities Management	G-40955	138,845	106		
W	EXPEDITION	2006	EXPEDITION	VP FOR RESEARCH	Law Enforcement	G-34899	130,280	20,590		
W	CROWN VICTORIAN	2003	CROWN VICTORIAN	SOUTHERN REGIONAL PUBLIC SAFETY INSTITUTE	Facilities Management	G-24113	77,665	86		
W	Charger	2010	Charger	SOUTHERN REGIONAL PUBLIC SAFETY INSTITUTE	Research	G-53688	35,823	1,374		
W	CAPRICE	2014	CAPRICE	SOUTHERN REGIONAL PUBLIC SAFETY INSTITUTE	Law Enforcement	G-66572	24,044	3,828		
W	CROWN VICTORIAN	2008	CROWN VICTORIAN	SOUTHERN REGIONAL PUBLIC SAFETY INSTITUTE	Passenger	G-74667	171,396	313		
W	CROWN VICTORIAN	2009	CROWN VICTORIAN	SOUTHERN REGIONAL PUBLIC SAFETY INSTITUTE	Passenger	G-74662	165,956	333		
W	CROWN VICTORIAN	2010	CROWN VICTORIAN	SOUTHERN REGIONAL PUBLIC SAFETY INSTITUTE	Passenger	G-74663	161,025	307		
W	CROWN VICTORIAN	2010	CROWN VICTORIAN	SOUTHERN REGIONAL PUBLIC SAFETY INSTITUTE	Passenger	G-74664	158,138	109		
W	CROWN VICTORIAN	2008	CROWN VICTORIAN	SOUTHERN REGIONAL PUBLIC SAFETY INSTITUTE	Passenger	G-74665	113,820	346		
W	CARAVAN	2005	CARAVAN	Office of Admissions	Research	G-29873	136,211	12,211		
W	CARAVAN	2005	CARAVAN	Office of Admissions	Passenger	G-29874	146,010	12,195		
W	8 PASSENGER VAN	1992	8 PASSENGER VAN	THEATER AND DANCE	Academic Recruitment	S-13177	121,395	917		

Vehicle Type: (P)assenger/(W)ork

**VEHICLE INVENTORY
AS OF JUNE 30, 2018**

University of Southern Mississippi (268-00)

Name of Agency

Vehicle Type	Vehicle Description	Model Year	Model	Person(s) Assigned To	Purpose/Use	Tag Number	Mileage on 6-30-2018	Average Miles per Year	Replacement Proposed	
									FY2019	FY2020
W	IMPALA	2013	IMPALA	PARKING AND TRANSPORTATION	Passenger	G-64109	22,888	13,487		
W	VERSA	2016	VERSA	PARKING AND TRANSPORTATION	Facilities Management	G-73711	9,965	5,630		
W	VERSA	2016	VERSA	PARKING AND TRANSPORTATION	Facilities Management	G-73710	10,193	4,815		
P	F250	2017	F250	PARKING MANAGEMENT	Facilities Management	G-77245	3,067	2,783		
W	ECONLONE	2009	ECONLONE	BROADCASTING	Passenger	G-64807	129,713	2,007		

**VEHICLE POOL MEMBER LIST
2020 BUDGET REQUEST**

University of Southern Mississippi (268-00)

Name of Agency

See attached.

**PRIORITY OF DECISION UNITS
FISCAL YEAR 2020**

University of Southern Mississippi (268-00)

Name of Agency

Program	Decision Unit	Object	Amount
Priority # 1			
Program # 7: Operation & Maintenance			
Recover FY 2016 Capital Funds			
		Contractual	1,400,000
		Commodities	100,000
		Equipment	200,000
		Totals	1,700,000
		State Support Special Funds	1,700,000
Priority # 2			
Program # 1: Instruction			
	Health Plan Cost Increase		
		Salaries	66,000
		Totals	66,000
		General Funds	66,000
Program # 2: Research			
	Health Plan Cost Increase		
		Salaries	2,640
		Totals	2,640
		General Funds	2,640
Program # 3: Public Service			
	Health Plan Cost Increase		
		Salaries	1,320
		Totals	1,320
		General Funds	1,320
Program # 4: Academic Support			
	Health Plan Cost Increase		
		Salaries	11,880
		Totals	11,880
		General Funds	11,880
Program # 5: Student Services			
	Health Plan Cost Increase		
		Salaries	13,200
		Totals	13,200
		General Funds	13,200
Program # 6: Institutional Support			
	Health Plan Cost Increase		
		Salaries	17,160

**PRIORITY OF DECISION UNITS
FISCAL YEAR 2020**

University of Southern Mississippi (268-00)

Name of Agency

Program	Decision Unit	Object	Amount
		Totals	17,160
		General Funds	17,160
	PERS Increase		
		Salaries	208,000
		Totals	208,000
		General Funds	208,000
Program # 7: Operation & Maintenance			
	Health Plan Cost Increase		
		Salaries	19,800
		Totals	19,800
		General Funds	19,800
Priority # 3			
Program # 1: Instruction			
	PERS Increase		
		Salaries	800,000
		Totals	800,000
		General Funds	800,000
Program # 2: Research			
	PERS Increase		
		Salaries	32,000
		Totals	32,000
		General Funds	32,000
Program # 3: Public Service			
	PERS Increase		
		Salaries	16,000
		Totals	16,000
		General Funds	16,000
Program # 4: Academic Support			
	PERS Increase		
		Salaries	144,000
		Totals	144,000
		General Funds	144,000
Program # 5: Student Services			
	PERS Increase		
		Salaries	160,000
		Totals	160,000

**PRIORITY OF DECISION UNITS
FISCAL YEAR 2020**

University of Southern Mississippi (268-00)

Name of Agency

Program	Decision Unit	Object	Amount
		General Funds	160,000
Program # 7: Operation & Maintenance			
	PERS Increase		
		Salaries	240,000
		Totals	240,000
		General Funds	240,000

CAPITAL LEASES

University of Southern Mississippi (268-00)

Name of Agency

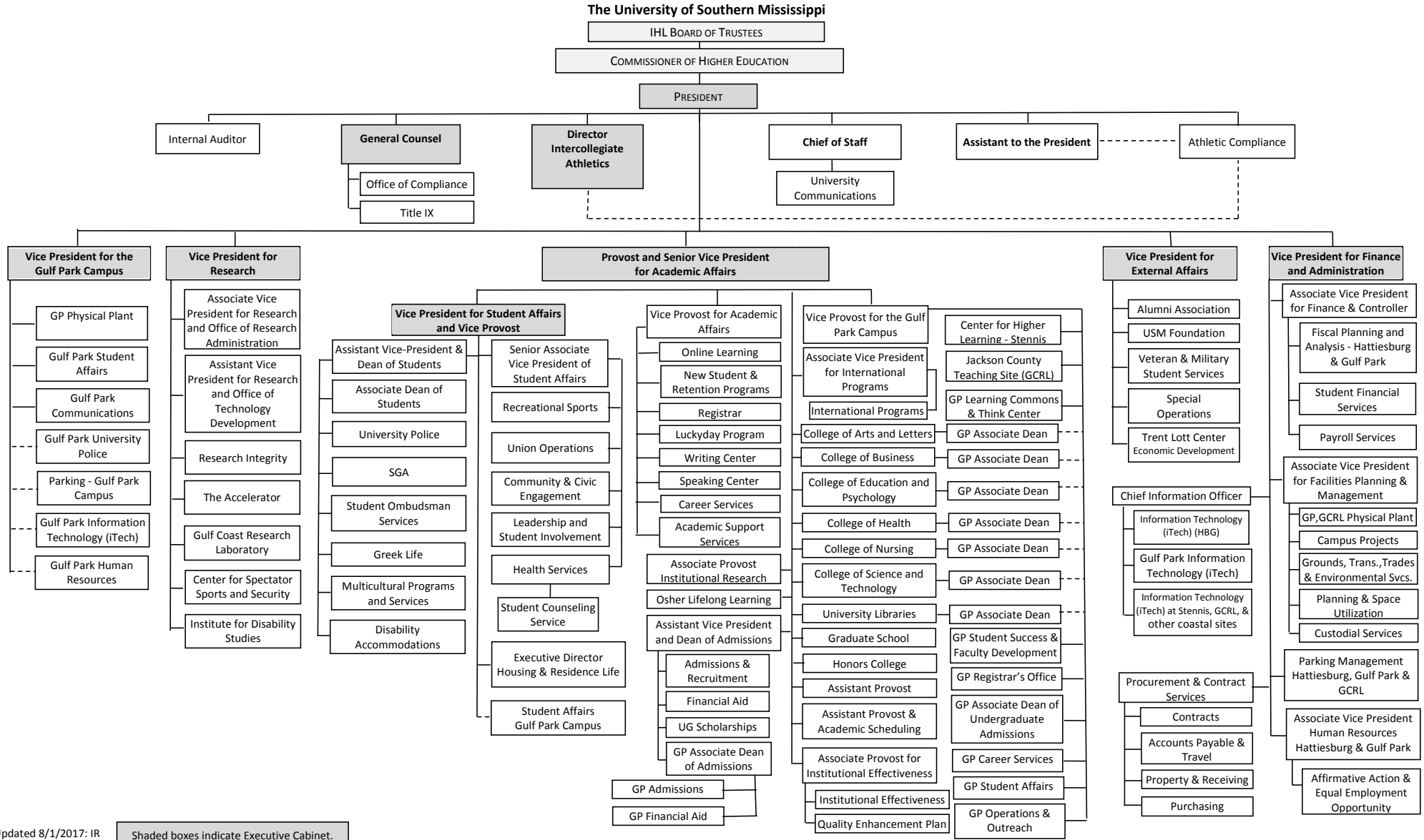
VENDOR/ ITEM LEASED	Original Date of Lease	Original No. of Months of Lease	No. of Months Remaining on 6-30-18	Last Payment Date	Interest Rate	Amount of Each Payment			Total of Payments To Be Made					
						Actual FY 2018			Estimated FY 2019			Requested FY 2020		
						Principal	Interest	Total	Principal	Interest	Total	Principal	Interest	Total
Beechcraft Aircraft/Aircraft	11/21/2008	120	0	6/30/2018	4.5000	79,258	19,312	98,570						
Voice Over/IP System	3/20/2014	53	0	6/20/2018	0.7500	354,236	2,666	356,902						

Summary of 3% General Fund Program Reduction to FY 2019 Appropriated Funding by Major Object

University of Southern Mississippi (268-00)

Name of Agency

Major Object	FY2019 General Fund Reduction	EFFECT ON FY2019 STATE SUPPORT SPECIAL FUNDS	EFFECT ON FY2019 FEDERAL FUNDS	EFFECT ON FY2019 OTHER SPECIAL FUNDS	TOTAL 3% REDUCTIONS
SALARIES, WAGES, FRINGE	(1,718,368)				(1,718,368)
TRAVEL					
CONTRACTUAL					
COMMODITIES					
OTHER THAN EQUIPMENT					
EQUIPMENT					
VEHICLES					
WIRELESS COMM. DEVS.					
SUBSIDIES, LOANS, ETC					
TOTALS	(1,718,368)				(1,718,368)







Updated 8/1/2017: IR

Shaded boxes indicate Executive Cabinet.

BOARD OF TRUSTEES OF STATE
INSTITUTIONS OF HIGHER LEARNING
STATE OF MISSISSIPPI

Schedule A
Salaries and Wages

Agency: USM - Hattiesburg Campus 268-00

	Actual Expenses		Estimated Expenses		Required for	
	FY Ending		FY Ending		FY Ending	
	June 30, 2018		June 30, 2019		June 29, 2020	
	FTE	Dollars	FTE	Dollars	FTE	Dollars
CURRENT POSITIONS:						
1100 - Exec, Admin & Managerial	38.00	5,096,203	36.00	5,415,666	36.00	5,415,666
1200 - Faculty						
9 month	630.00	41,091,464.00	635.00	43,667,345	635.00	43,667,345
12 month	27.00	1,748,573.00	27.00	1,858,185	27.00	1,858,185
Other	13.00	874,286.00	14.00	929,092	14.00	929,092
Total Faculty	670.00	43,714,323	675.00	46,454,622	675.00	46,454,622
1300 - Professional Non-faculty	413.00	19,895,429	349.00	21,142,604	349.00	21,142,604
1400 - Clerical and Secretarial	148.00	4,235,402	156.00	4,500,905	156.00	4,500,905
1500 - Technical & Paraprofessional	42.00	1,708,015	61.00	1,815,085	61.00	1,815,085
1600 - Skilled Crafts	28.00	883,514	36.00	938,898	36.00	938,898
1700 - Services/Maintenance	118.00	3,403,698	101.00	3,617,064	101.00	3,617,064
1800 - Students	414.00	6,134,183	438.00	6,518,714	438.00	6,518,714
TOTAL	1,871.00	85,070,767	1,852.00	90,403,557	1,852.00	90,403,557
NEW POSITIONS REQUIRED FOR FY 2020:					FTE	Dollars
1100 - Exec, Admin & Managerial					0.00	0
1200 - Faculty					0.00	0
9 month					0.00	0
12 month					0.00	0
Other					0.00	0
1300 - Professional Non-faculty					0.00	0
1400 - Clerical and Secretarial					0.00	0
1500 - Technical & Paraprofessional					0.00	0
1600 - Skilled Crafts					0.00	0
1700 - Services/Maintenance					0.00	0
1800 - Students					0.00	0
TOTAL					0.00	0
PROMOTIONS, REALIGNMENTS, RECLASSIFICATIONS FOR FY 2020:					Dollars	
1100 - Exec, Admin & Managerial					0	
1200 - Faculty					0	
9 month					0	
12 month					0	
Other					0	
1300 - Professional Non-faculty					0	
1400 - Clerical and Secretarial					0	
1500 - Technical & Paraprofessional					0	
1600 - Skilled Crafts					0	
1700 - Services/Maintenance					0	
1800 - Students					0	
TOTAL					0	
GRAND TOTAL Salaries and Wages	1,871.00	85,070,767	1,852.00	90,403,557	1,852.00	90,403,557

BOARD OF TRUSTEES OF STATE
INSTITUTIONS OF HIGHER LEARNING
STATE OF MISSISSIPPI

Schedule A-1
Fringe Benefits

Agency: USM - Hattiesburg Campus 268-00

	Actual Expenses FY Ending 6/30/2018	Estimated Expenses FY Ending 6/30/2019	Continuation Required for FY Ending 6/30/2020
CURRENT POSITIONS:			
3910 - Employees' Retirement Matching	12,302,299	13,467,148	13,467,148
3920 - FICA Matching	5,735,961	6,279,073	6,279,073
3930 - Workers' Compensation	825,500	903,663	903,663
3940 - Health Insurance Contribution	5,570,438	6,390,321	6,390,321
3950 - Group Life Insurance	76,888	84,168	84,168
3960 - Civil Service (Agriculture Units)	22	24	24
3970 - Unemployment Tax	130,267	142,601	142,601
3980 - Remission of Fees	<u>9,238,347</u>	<u>9,820,640</u>	<u>9,820,640</u>
TOTAL Fringe Benefits for Continuing Employees	33,879,722	37,087,639	37,087,639
ESTIMATED FRINGE BENEFITS REQUIRED FOR NEW POSITIONS FOR FY 2020:			
3910 - Employees' Retirement Matching	[REDACTED]	[REDACTED]	0
3920 - FICA Matching	[REDACTED]	[REDACTED]	0
3930 - Workers' Compensation	[REDACTED]	[REDACTED]	0
3940 - Health Insurance Contribution	[REDACTED]	[REDACTED]	0
3950 - Group Life Insurance	[REDACTED]	[REDACTED]	0
3960 - Civil Service (Agriculture Units)	[REDACTED]	[REDACTED]	0
3970 - Unemployment Tax	[REDACTED]	[REDACTED]	0
3980 - Remission of Fees	[REDACTED]	[REDACTED]	0
TOTAL Fringe Benefits for New Positions	[REDACTED]	[REDACTED]	0
FRINGE BENEFITS FOR PROMOTIONS, REALIGNMENTS, RECLASSIFICATIONS FOR FY 2020:			
3910 - Employees' Retirement Matching	[REDACTED]	[REDACTED]	1,600,000
3920 - FICA Matching	[REDACTED]	[REDACTED]	0
3930 - Workers' Compensation	[REDACTED]	[REDACTED]	0
3940 - Health Insurance Contribution	[REDACTED]	[REDACTED]	132,000
3950 - Group Life Insurance	[REDACTED]	[REDACTED]	0
3960 - Civil Service (Agriculture Units)	[REDACTED]	[REDACTED]	0
3970 - Unemployment Tax	[REDACTED]	[REDACTED]	0
3980 - Remission of Fees	[REDACTED]	[REDACTED]	0
TOTAL Fringe Benefits for Promotions, etc.	[REDACTED]	[REDACTED]	1,732,000
GRAND TOTAL Fringe Benefits	33,879,722	37,087,639	38,819,639
SUBTOTAL SALARIES, WAGES & FRINGE BENEFITS	118,950,489	127,491,196	129,223,196
LESS VACANCY RATE	0	<u>-2,548,753</u>	<u>-2,548,753</u>
TOTAL SALARIES, WAGES & FRINGE BENEFITS	118,950,489	124,942,443	126,674,443

Agency Revenue Source Report - FY18 Data

As Required by HB 831, 2015 Legislative Session And SB 2387, 2016 Legislative Session

Agency Name University of Southern Mississippi -HB Campus

Budget Year 2018

State Support Sources Amount Received

General Funds 57,262,995

State Support Special Funds Amount Received

Education Enhancement Funds 10,171,645

Health Care Expendable Funds

Tobacco Control Funds

Capital Expense Funds 0

Budget Contingency Funds 0

Working Cash Stabilization Reserve Funds

Special Funds Amount Received

Sample Special Fund #1

Sample Special Fund #2

Add Rows for Additional Special Funds

List all Federal Funds as its most specific level, such as an office or division, not the federal department.

Federal Funds Amount Received Action or results promised in order to receive funds

Sample Federal Fund #1 Fund Summaries should be available October 1, 2018.

Sample Federal Fund #2

Description of any Maintenance of Effort agreements entered into with any federal agency or subdivision thereof

Add Rows for Additional Special Funds

Revenue from Tax, Fine or Fee Assessed

Sample Tax, Fine, Fee #1 Amount Assessed N/A

Copy Entire Section to Add New Item Amount Collected Fund Summaries should be available October 1, 2018.

Authority to Collect Board Policy # 702.03 , Approval of Tuition, Fees, and other student charges

Method of Determining Assessment N/A

Method of Collection Board Policy # 702.03 , Approval of Tuition, Fees, and other student charges

Amt. & Purpose for which Expended

Amount Purpose

Fund Summaries should be available October 1, 2018.

Amount Transferred to General Fund

Authority for Transfer to General Fund

Amount Transferred to Another Entity

Authority for Transfer to Other Entity

Name of Other Entity

Fiscal Year-Ending Balance