

University of Southern Mississippi

118 College Drive

Dr. Rodney Bennett

AGENCY

ADDRESS

CHIEF EXECUTIVE OFFICER

	Actual Expenses June 30,2020	Estimated Expenses June 30,2021	Requested For June 30,2022	Requested Over/(Under) Estimated	
				AMOUNT	PERCENT
I. A. PERSONAL SERVICES					
1. Salaries, Wages & Fringe Benefits (Base)	123,040,589	128,607,170	132,032,333		
a. Additional Compensation					
b. Proposed Vacancy Rate (Dollar Amount)			2,626,681		
c. Per Diem					
Total Salaries, Wages & Fringe Benefits	123,040,589	128,607,170	129,405,652	798,482	0.62%
2. Travel					
a. Travel & Subsistence (In-State)	168,514	168,514	168,514		
b. Travel & Subsistence (Out-Of-State)	578,886	803,496	803,496		
c. Travel & Subsistence (Out-Of-Country)	32,594	32,594	32,594		
Total Travel	779,994	1,004,604	1,004,604		
B. CONTRACTUAL SERVICE S (Schedule B)					
a. Tuition, Rewards & Awards	20,637,661	21,289,091	21,037,661	(251,430)	(1.18%)
b. Communications, Transportation & Utilities	4,723,613	4,723,613	4,723,613		
c. Public Information	510,009	510,009	510,009		
d. Rents	955,688	955,688	955,688		
e. Repairs & Service	1,516,783	1,516,783	1,516,783		
f. Fees, Professional & Other Services	2,796,005	2,796,005	2,796,005		
g. Other Contractual Services	3,797,792	3,797,792	3,997,792	200,000	5.27%
h. Data Processing	2,500,582	2,500,582	2,500,582		
i. Other	1,963,107	2,037,047	2,988,477	951,430	46.71%
Total Contractual Services	39,401,240	40,126,610	41,026,610	900,000	2.24%
C. COMMODITIES (Schedule C)					
a. Maintenance & Construction Materials & Supplies	(73,642)	(73,642)	(73,642)		
b. Printing & Office Supplies & Materials	661,342	661,342	661,342		
c. Equipment, Repair Parts, Supplies & Accessories	811,118	811,118	811,118		
d. Professional & Scientific Supplies & Materials	1,364,748	864,748	864,748		
e. Other Supplies & Materials	1,127,532	906,849	906,849		
Total Commodities	3,891,098	3,170,415	3,170,415		
D. CAPITAL OUTLAY					
1. Total Other Than Equipment (Schedule D-1)	65,717	122,887	122,887		
2. Equipment (Schedule D-2)					
b. Road Machinery, Farm & Other Working Equipment	89,588	89,588	89,588		
c. Office Machines, Furniture, Fixtures & Equipment					
d. IS Equipment (Data Processing & Telecommunications)	199,923	379,923	379,923		
e. Equipment - Lease Purchase					
f. Other Equipment	126,611	179,075	179,075		
Total Equipment (Schedule D-2)	416,122	648,586	648,586		
3. Vehicles (Schedule D-3)					
4. Wireless Comm. Devices (Schedule D-4)					
E. SUBSIDIES, LOANS & GRANTS (Schedule E)	14,004,298	13,071,738	7,751,354	(5,320,384)	(40.70%)
TOTAL EXPENDITURES	181,599,058	186,752,010	183,130,108	(3,621,902)	(1.94%)
II. BUDGET TO BE FUNDED AS FOLLOWS:					
Cash Balance-Unencumbered					
General Fund Appropriation (Enter General Fund Lapse Below)	59,335,031	58,821,202	60,519,684	1,698,482	2.89%
State Support Special Funds	13,981,994	11,219,043	13,219,043	2,000,000	17.83%
Federal Funds _____ Other Special Funds (Specify) _____					
Tuition	100,887,350	98,901,950	98,901,950		
Other	7,394,683	10,489,431	10,489,431		
Post-secondary Education COVID-19		7,320,384		(7,320,384)	(100.00%)
Less: Estimated Cash Available Next Fiscal Period					
TOTAL FUNDS (equals Total Expenditures above)	181,599,058	186,752,010	183,130,108	(3,621,902)	(1.94%)
GENERAL FUND LAPSE					
III: PERSONNEL DATA					
Number of Positions Authorized in Appropriation Bill					
a.) Perm Full	1,848	1,921	1,921		
b.) Perm Part					
c.) T-L Full					
d.) T-L Part					
Average Annual Vacancy Rate (Percentage)					
a.) Perm Full					
b.) Perm Part					
c.) T-L Full					
d.) T-L Part					

Approved by: Dr. Rodney D. Bennett
Official of Board of Commission

Submitted by: Lynn L. Smith

Date: 8/21/2020 1:02 PM

Budget Officer: Lynn Smith / Lynn.Smith@usm.edu

Phone Number: 601.266.4632

Title: Director of Fiscal Planning

REQUEST BY FUNDING SOURCE

Name of Agency : University of Southern Mississippi

Specify Funding Sources As Shown Below	FY 2020 Actual Amount	% of Line Item	% of Total Budget	FY 2021 Estimated Amount	% of Line Item	% of Total Budget	FY 2022 Requested Amount	% of Line Item	% of Total Budget
1. General _____ State Support Special (Specify) _____	40,756,062	33.12%		42,122,324	32.75%		42,920,806	33.17%	
2. Budget Contingency Fund									
3. Education Enhancement Fund	7,360,159	5.98%		8,034,045	6.25%		8,034,045	6.21%	
4. Health Care Expendable Fund									
5. Tobacco Control Fund									
6. Capital Expense Fund									
7. Working Cash Stabilization Reserve Fund									
8. BP Settlement Fund									
9. Gulf Coast Restoration Fund									
10. Back To Business Mississippi Grant Fund									
11. MS COVID-19 Relief Payment Fund									
12. DFA CARES Act COVID-19 Fund									
13. MS Tourism Recovery Fund									
14. MS Nonprofit Museums Recovery Fund									
15. Equity in Distance Learning Fund									
16. Postsecondary Education COVID-19 Relief Grant Fund									
17. Independent Schools' COVID-19 Assistance Grant Fund									
18. MS Pandemic Response Broadband Availability Grant Program Fund									
19. MS Emergency Management Agency COVID-19 Fund									
20. MS Electric Cooperatives Broadband COVID-19 Grant Program Fund									
21. COVID-19 Broadband Provider Grant Program Fund									
22. Federal _____ Other Special (Specify) _____									
23. Tuition	69,807,712	56.74%		70,824,462	55.07%		70,824,462	54.73%	
24. Other	5,116,656	4.16%		7,626,339	5.93%		7,626,339	5.89%	
25. Post-secondary Education COVID-19									
26.									
Total Salaries	123,040,589		67.75%	128,607,170		68.87%	129,405,652		70.66%
1. General _____ State Support Special (Specify) _____	258,366	33.12%		328,779	32.73%		328,779	32.73%	
2. Budget Contingency Fund									
3. Education Enhancement Fund	46,658	5.98%		62,708	6.24%		62,708	6.24%	
4. Health Care Expendable Fund									
5. Tobacco Control Fund									
6. Capital Expense Fund									
7. Working Cash Stabilization Reserve Fund									
8. BP Settlement Fund									
9. Gulf Coast Restoration Fund									
10. Back To Business Mississippi Grant Fund									
11. MS COVID-19 Relief Payment Fund									
12. DFA CARES Act COVID-19 Fund									
13. MS Tourism Recovery Fund									
14. MS Nonprofit Museums Recovery Fund									
15. Equity in Distance Learning Fund									
16. Postsecondary Education COVID-19 Relief Grant Fund									
17. Independent Schools' COVID-19 Assistance Grant Fund									
18. MS Pandemic Response Broadband Availability Grant Program Fund									
19. MS Emergency Management Agency COVID-19 Fund									
20. MS Electric Cooperatives Broadband COVID-19 Grant Program Fund									
21. COVID-19 Broadband Provider Grant Program Fund									
22. Federal _____ Other Special (Specify) _____									
23. Tuition	442,534	56.74%		552,809	55.03%		552,809	55.03%	
24. Other	32,436	4.16%		60,308	6.00%		60,308	6.00%	
25. Post-secondary Education COVID-19									
26.									
Total Travel	779,994		0.43%	1,004,604		0.54%	1,004,604		0.55%

REQUEST BY FUNDING SOURCE

Name of Agency : University of Southern Mississippi

Specify Funding Sources As Shown Below	FY 2020 Actual Amount	% of Line Item	% of Total Budget	FY 2021 Estimated Amount	% of Line Item	% of Total Budget	FY 2022 Requested Amount	% of Line Item	% of Total Budget
1. General _____ State Support Special (Specify) _____	13,051,298	33.12%		13,132,318	32.73%		14,032,318	34.20%	
2. Budget Contingency Fund									
3. Education Enhancement Fund	2,356,941	5.98%		2,504,744	6.24%		2,504,744	6.11%	
4. Health Care Expendable Fund									
5. Tobacco Control Fund									
6. Capital Expense Fund									
7. Working Cash Stabilization Reserve Fund									
8. BP Settlement Fund									
9. Gulf Coast Restoration Fund									
10. Back To Business Mississippi Grant Fund									
11. MS COVID-19 Relief Payment Fund									
12. DFA CARES Act COVID-19 Fund									
13. MS Tourism Recovery Fund									
14. MS Nonprofit Museums Recovery Fund									
15. Equity in Distance Learning Fund									
16. Postsecondary Education COVID-19 Relief Grant Fund									
17. Independent Schools' COVID-19 Assistance Grant Fund									
18. MS Pandemic Response Broadband Availability Grant Program Fund									
19. MS Emergency Management Agency COVID-19 Fund									
20. MS Electric Cooperatives Broadband COVID-19 Grant Program Fund									
21. COVID-19 Broadband Provider Grant Program Fund									
22. Federal _____ Other Special (Specify) _____									
23. Tuition	22,354,496	56.74%		22,080,674	55.03%		22,080,674	53.82%	
24. Other	1,638,505	4.16%		2,408,874	6.00%		2,408,874	5.87%	
25. Post-secondary Education COVID-19									
26.									
Total Contractual	39,401,240		21.70%	40,126,610		21.49%	41,026,610		22.40%
1. General _____ State Support Special (Specify) _____	1,288,890	33.12%		1,037,588	32.73%		1,037,588	32.73%	
2. Budget Contingency Fund									
3. Education Enhancement Fund	232,761	5.98%		197,901	6.24%		197,901	6.24%	
4. Health Care Expendable Fund									
5. Tobacco Control Fund									
6. Capital Expense Fund									
7. Working Cash Stabilization Reserve Fund									
8. BP Settlement Fund									
9. Gulf Coast Restoration Fund									
10. Back To Business Mississippi Grant Fund									
11. MS COVID-19 Relief Payment Fund									
12. DFA CARES Act COVID-19 Fund									
13. MS Tourism Recovery Fund									
14. MS Nonprofit Museums Recovery Fund									
15. Equity in Distance Learning Fund									
16. Postsecondary Education COVID-19 Relief Grant Fund									
17. Independent Schools' COVID-19 Assistance Grant Fund									
18. MS Pandemic Response Broadband Availability Grant Program Fund									
19. MS Emergency Management Agency COVID-19 Fund									
20. MS Electric Cooperatives Broadband COVID-19 Grant Program Fund									
21. COVID-19 Broadband Provider Grant Program Fund									
22. Federal _____ Other Special (Specify) _____									
23. Tuition	2,207,635	56.74%		1,744,600	55.03%		1,744,600	55.03%	
24. Other	161,812	4.16%		190,326	6.00%		190,326	6.00%	
25. Post-secondary Education COVID-19									
26.									
Total Commodities	3,891,098		2.14%	3,170,415		1.70%	3,170,415		1.73%

REQUEST BY FUNDING SOURCE

Name of Agency : University of Southern Mississippi

Specify Funding Sources As Shown Below	FY 2020 Actual Amount	% of Line Item	% of Total Budget	FY 2021 Estimated Amount	% of Line Item	% of Total Budget	FY 2022 Requested Amount	% of Line Item	% of Total Budget
1. General _____ State Support Special (Specify) _____	21,768	33.12%		40,217	32.73%		40,217	32.73%	
2. Budget Contingency Fund									
3. Education Enhancement Fund	3,931	5.98%		7,671	6.24%		7,671	6.24%	
4. Health Care Expendable Fund									
5. Tobacco Control Fund									
6. Capital Expense Fund									
7. Working Cash Stabilization Reserve Fund									
8. BP Settlement Fund									
9. Gulf Coast Restoration Fund									
10. Back To Business Mississippi Grant Fund									
11. MS COVID-19 Relief Payment Fund									
12. DFA CARES Act COVID-19 Fund									
13. MS Tourism Recovery Fund									
14. MS Nonprofit Museums Recovery Fund									
15. Equity in Distance Learning Fund									
16. Postsecondary Education COVID-19 Relief Grant Fund									
17. Independent Schools' COVID-19 Assistance Grant Fund									
18. MS Pandemic Response Broadband Availability Grant Program Fund									
19. MS Emergency Management Agency COVID-19 Fund									
20. MS Electric Cooperatives Broadband COVID-19 Grant Program Fund									
21. COVID-19 Broadband Provider Grant Program Fund									
22. Federal _____ Other Special (Specify) _____									
23. Tuition	37,285	56.74%		67,622	55.03%		67,622	55.03%	
24. Other	2,733	4.16%		7,377	6.00%		7,377	6.00%	
25. Post-secondary Education COVID-19									
26.									
Total Capital Other Than Equipment	65,717		0.04%	122,887		0.07%	122,887		0.07%
1. General _____ State Support Special (Specify) _____	137,837	33.12%		212,264	32.73%		212,264	32.73%	
2. Budget Contingency Fund									
3. Education Enhancement Fund	24,892	5.98%		40,485	6.24%		40,485	6.24%	
4. Health Care Expendable Fund									
5. Tobacco Control Fund									
6. Capital Expense Fund									
7. Working Cash Stabilization Reserve Fund									
8. BP Settlement Fund									
9. Gulf Coast Restoration Fund									
10. Back To Business Mississippi Grant Fund									
11. MS COVID-19 Relief Payment Fund									
12. DFA CARES Act COVID-19 Fund									
13. MS Tourism Recovery Fund									
14. MS Nonprofit Museums Recovery Fund									
15. Equity in Distance Learning Fund									
16. Postsecondary Education COVID-19 Relief Grant Fund									
17. Independent Schools' COVID-19 Assistance Grant Fund									
18. MS Pandemic Response Broadband Availability Grant Program Fund									
19. MS Emergency Management Agency COVID-19 Fund									
20. MS Electric Cooperatives Broadband COVID-19 Grant Program Fund									
21. COVID-19 Broadband Provider Grant Program Fund									
22. Federal _____ Other Special (Specify) _____									
23. Tuition	236,089	56.74%		356,901	55.03%		356,901	55.03%	
24. Other	17,304	4.16%		38,936	6.00%		38,936	6.00%	
25. Post-secondary Education COVID-19									
26.									
Total Capital Equipment	416,122		0.23%	648,586		0.35%	648,586		0.35%

REQUEST BY FUNDING SOURCE

Name of Agency : University of Southern Mississippi

Specify Funding Sources As Shown Below	FY 2020 Actual Amount	% of Line Item	% of Total Budget	FY 2021 Estimated Amount	% of Line Item	% of Total Budget	FY 2022 Requested Amount	% of Line Item	% of Total Budget
1. General _____ State Support Special (Specify) _____									
2. Budget Contingency Fund									
3. Education Enhancement Fund									
4. Health Care Expendable Fund									
5. Tobacco Control Fund									
6. Capital Expense Fund									
7. Working Cash Stabilization Reserve Fund									
8. BP Settlement Fund									
9. Gulf Coast Restoration Fund									
10. Back To Business Mississippi Grant Fund									
11. MS COVID-19 Relief Payment Fund									
12. DFA CARES Act COVID-19 Fund									
13. MS Tourism Recovery Fund									
14. MS Nonprofit Museums Recovery Fund									
15. Equity in Distance Learning Fund									
16. Postsecondary Education COVID-19 Relief Grant Fund									
17. Independent Schools' COVID-19 Assistance Grant Fund									
18. MS Pandemic Response Broadband Availability Grant Program Fund									
19. MS Emergency Management Agency COVID-19 Fund									
20. MS Electric Cooperatives Broadband COVID-19 Grant Program Fund									
21. COVID-19 Broadband Provider Grant Program Fund									
22. Federal _____ Other Special (Specify) _____									
23. Tuition									
24. Other									
25. Post-secondary Education COVID-19									
26.									
Total Vehicles									
1. General _____ State Support Special (Specify) _____									
2. Budget Contingency Fund									
3. Education Enhancement Fund									
4. Health Care Expendable Fund									
5. Tobacco Control Fund									
6. Capital Expense Fund									
7. Working Cash Stabilization Reserve Fund									
8. BP Settlement Fund									
9. Gulf Coast Restoration Fund									
10. Back To Business Mississippi Grant Fund									
11. MS COVID-19 Relief Payment Fund									
12. DFA CARES Act COVID-19 Fund									
13. MS Tourism Recovery Fund									
14. MS Nonprofit Museums Recovery Fund									
15. Equity in Distance Learning Fund									
16. Postsecondary Education COVID-19 Relief Grant Fund									
17. Independent Schools' COVID-19 Assistance Grant Fund									
18. MS Pandemic Response Broadband Availability Grant Program Fund									
19. MS Emergency Management Agency COVID-19 Fund									
20. MS Electric Cooperatives Broadband COVID-19 Grant Program Fund									
21. COVID-19 Broadband Provider Grant Program Fund									
22. Federal _____ Other Special (Specify) _____									
23. Tuition									
24. Other									
25. Post-secondary Education COVID-19									
26.									
Total Wireless Communication Devs.									

REQUEST BY FUNDING SOURCE

Name of Agency : University of Southern Mississippi

Specify Funding Sources As Shown Below	FY 2020 Actual Amount	% of Line Item	% of Total Budget	FY 2021 Estimated Amount	% of Line Item	% of Total Budget	FY 2022 Requested Amount	% of Line Item	% of Total Budget
1. General _____ State Support Special (Specify) _____	3,820,810	27.28%		1,947,712	14.90%		1,947,712	25.13%	
2. Budget Contingency Fund									
3. Education Enhancement Fund	1,578,701	11.27%		371,489	2.84%		371,489	4.79%	
4. Health Care Expendable Fund									
5. Tobacco Control Fund									
6. Capital Expense Fund	2,377,951	16.98%					2,000,000	25.80%	
7. Working Cash Stabilization Reserve Fund									
8. BP Settlement Fund									
9. Gulf Coast Restoration Fund									
10. Back To Business Mississippi Grant Fund									
11. MS COVID-19 Relief Payment Fund									
12. DFA CARES Act COVID-19 Fund									
13. MS Tourism Recovery Fund									
14. MS Nonprofit Museums Recovery Fund									
15. Equity in Distance Learning Fund									
16. Postsecondary Education COVID-19 Relief Grant Fund									
17. Independent Schools' COVID-19 Assistance Grant Fund									
18. MS Pandemic Response Broadband Availability Grant Program Fund									
19. MS Emergency Management Agency COVID-19 Fund									
20. MS Electric Cooperatives Broadband COVID-19 Grant Program Fund									
21. COVID-19 Broadband Provider Grant Program Fund									
22. Federal _____ Other Special (Specify) _____									
23. Tuition	5,801,599	41.43%		3,274,882	25.05%		3,274,882	42.25%	
24. Other	425,237	3.04%		157,271	1.20%		157,271	2.03%	
25. Post-secondary Education COVID-19				7,320,384	56.00%				
26.									
Total Subsidies	14,004,298		7.71%	13,071,738		7.00%	7,751,354		4.23%
1. General _____ State Support Special (Specify) _____	59,335,031	32.67%		58,821,202	31.50%		60,519,684	33.05%	
2. Budget Contingency Fund									
3. Education Enhancement Fund	11,604,043	6.39%		11,219,043	6.01%		11,219,043	6.13%	
4. Health Care Expendable Fund									
5. Tobacco Control Fund									
6. Capital Expense Fund	2,377,951	1.31%					2,000,000	1.09%	
7. Working Cash Stabilization Reserve Fund									
8. BP Settlement Fund									
9. Gulf Coast Restoration Fund									
10. Back To Business Mississippi Grant Fund									
11. MS COVID-19 Relief Payment Fund									
12. DFA CARES Act COVID-19 Fund									
13. MS Tourism Recovery Fund									
14. MS Nonprofit Museums Recovery Fund									
15. Equity in Distance Learning Fund									
16. Postsecondary Education COVID-19 Relief Grant Fund									
17. Independent Schools' COVID-19 Assistance Grant Fund									
18. MS Pandemic Response Broadband Availability Grant Program Fund									
19. MS Emergency Management Agency COVID-19 Fund									
20. MS Electric Cooperatives Broadband COVID-19 Grant Program Fund									
21. COVID-19 Broadband Provider Grant Program Fund									
22. Federal _____ Other Special (Specify) _____									
23. Tuition	100,887,350	55.55%		98,901,950	52.96%		98,901,950	54.01%	
24. Other	7,394,683	4.07%		10,489,431	5.62%		10,489,431	5.73%	
25. Post-secondary Education COVID-19				7,320,384	3.92%				
26.									
TOTAL	181,599,058		100.00%	186,752,010		100.00%	183,130,108		100.00%

SPECIAL FUNDS DETAIL

University of Southern Mississippi (268-00)

Name of Agency

S. STATE SUPPORT SPECIAL FUNDS		(1) Actual Revenues FY 2020	(2) Estimated Revenues FY 2021	(3) Requested Revenues FY 2022
Source (Fund Number)	Detailed Description of Source			
Budget Contingency Fund	BCF - Budget Contingency			
Education Enhancement Fund	EEF - Education Enhancement Fund	11,604,043	11,219,043	11,219,043
Health Care Expendable Fund	HCEF - Health Care Expendable Fund			
Tobacco Control Fund	TCF - Tobacco Control Fund			
Capital Expense Fund	CEF - Capital Expense Fund	2,377,951		2,000,000
Working Cash Stabilization Reserve Fund	WCSRF - Working Cash Stabilization Reserve Fund			
BP Settlement Fund	BPSF - BP Settlement Fund			
Gulf Coast Restoration Fund	GCRF - Gulf Coast Restoration Fund			
Back To Business Mississippi Grant Fund	BTBMGF - Back To Business Mississippi Grant Fund			
MS COVID-19 Relief Payment Fund	MCRPF - MS COVID-19 Relief Payment Fund			
DFA CARES Act COVID-19 Fund	DCACF - DFA CARES Act COVID-19 Fund			
MS Tourism Recovery Fund	MTRF - MS Tourism Recovery Fund			
MS Nonprofit Museums Recovery Fund	MNMRF - MS Nonprofit Museums Recovery Fund			
Equity in Distance Learning Fund	EIDLF - Equity in Distance Learning Fund			
Postsecondary Education COVID-19 Relief Grant Fund	PECMRGF - Postsecondary Education COVID-19 Relief Grant Fund			
Independent Schools' COVID-19 Assistance Grant Fund	ISCAGF - Independent Schools' COVID-19 Assistance Grant Fund			
MS Pandemic Response Broadband Availability Grant Program Fund	MPRBAGPF - MS Pandemic Response Broadband Availability Grant Program Fund			
MS Emergency Management Agency COVID-19 Fund	MEMACF - MS Emergency Management Agency COVID-19 Fund			
MS Electric Cooperatives Broadband COVID-19 Grant Program Fund	MECBCGPF - MS Electric Cooperatives Broadband COVID-19 Grant Program Fund			
COVID-19 Broadband Provider Grant Program Fund	CBPGPF - COVID-19 Broadband Provider Grant Program Fund			
State Support Special Fund TOTAL		13,981,994	11,219,043	13,219,043
STATE SUPPORT SPECIAL FUND LAPSE				

A. FEDERAL FUNDS *		Percentage Match Requirement FY 2021 FY 2022	(1) Actual Revenues FY 2020	(2) Estimated Revenues FY 2021	(3) Requested Revenues FY 2022
Source (Fund Number)	Detailed Description of Source				
	Cash Balance-Unencumbered				
Federal Fund TOTAL					

B. OTHER SPECIAL FUNDS (NON-FED'L)		(1) Actual Revenues FY 2020	(2) Estimated Revenues FY 2021	(3) Requested Revenues FY 2022
Source (Fund Number)	Detailed Description of Source			
	Cash Balance-Unencumbered			
Tuition (1)		100,887,350	98,901,950	98,901,950
Other (2)		7,394,683	10,489,431	10,489,431
Post-secondary Education COVID-19 Mitigation Relief Fund (3)			7,320,384	
Other Special Fund TOTAL		108,282,033	116,711,765	109,391,381

SPECIAL FUNDS DETAIL

University of Southern Mississippi (268-00)

Name of Agency

SECTIONS S + A + B TOTAL	122,264,027	127,930,808	122,610,424
---------------------------------	--------------------	--------------------	--------------------

C. TREASURY FUND/BANK ACCOUNTS *			(1) Reconciled Balance as of 6/30/20	(2) Balance as of 6/30/21	(3) Balance as of 6/30/22
Name of Fund/Account	Fund/Account Number	Name of Bank (If Applicable)			
Cash On Hand		Cash On Hand	19,605	19,605	19,605
Hancock Bank		Hancock Bank	97,172,330	97,172,330	97,172,330
Raymond James		Raymond James	8,926,272	8,926,272	8,926,272
Regions		Regions	11,050,200	11,050,200	11,050,200
Trustmark		Trustmark	14,089,741	14,089,741	14,089,741
U.S. Bank		U.S. Bank	3,298	3,298	3,298
Lloyds Bank		Lloyds Bank	54,445	54,445	54,445
Community Bank		Community Bank	545,685	545,685	545,685
Regions Bonds		Regions Bonds	1,574	1,574	1,574

* Any non-federal funds that have restricted uses must be identified and narrative of restrictions attached.

**NARRATIVE OF SPECIAL FUNDS DETAIL AND TREASURY
FUND/BANK ACCOUNTS**

University of Southern Mississippi (268-00)

Name of Agency

STATE SUPPORT SPECIAL FUNDS

State Support Special Funds include the following:

1. Educational Enhancement Funds (EEF) - These funds are appropriated to K-12 and higher education based on \$.01 cent of every \$1.00 of sales tax revenue.
2. Capital Expense Funds - These funds are allocated to help universities maintain state facilities in a cost effective manner.

FEDERAL FUNDS

NA

OTHER SPECIAL FUNDS

Other Special funds are generated from non-federal sources. Tuition and fees charged to resident and nonresident students who attend the University represent a self-generated source of special funding as well as facilities and administrative cost recovery. Also included in Other Special Funds is \$7,320,384 that was appropriated through HB1793. These funds are listed as revenue from "Post-secondary Education COVID-19 Mitigation Relief Grand Funds"

TREASURY FUND / BANK

Bank account information includes cash and investments.

CONTINUATION AND EXPANDED TOTAL REQUEST

University of Southern Mississippi (268-00)

SUMMARY OF ALL PROGRAMS

Name of Agency	Program				
	FY 2020 Actual				
	(1) General	(2) State Support Special	(3) Federal	(4) Other Special	(5) Total
Salaries,Wages & Fringe	40,756,062	7,360,159		74,924,368	123,040,589
Travel	258,366	46,658		474,970	779,994
Contractual Services	13,051,298	2,356,941		23,993,001	39,401,240
Commodities	1,288,890	232,761		2,369,447	3,891,098
Other Than Equipment	21,768	3,931		40,018	65,717
Equipment	137,837	24,892		253,393	416,122
Vehicles					
Wireless Communication Devices					
Subsidies, Loans & Grants	3,820,810	3,956,652		6,226,836	14,004,298
Total	59,335,031	13,981,994		108,282,033	181,599,058
No. of Positions (FTE)	612.00	111.00		1,125.00	1,848.00

	FY 2021 Estimated				
	(6) General	(7) State Support Special	(8) Federal	(9) Other Special	(10) Total
Salaries,Wages & Fringe	42,122,324	8,034,045		78,450,801	128,607,170
Travel	328,779	62,708		613,117	1,004,604
Contractual Services	13,132,318	2,504,744		24,489,548	40,126,610
Commodities	1,037,588	197,901		1,934,926	3,170,415
Other Than Equipment	40,217	7,671		74,999	122,887
Equipment	212,264	40,485		395,837	648,586
Vehicles					
Wireless Communication Devices					
Subsidies, Loans & Grants	1,947,712	371,489		10,752,537	13,071,738
Total	58,821,202	11,219,043		116,711,765	186,752,010
No. of Positions (FTE)	630.00	118.00		1,173.00	1,921.00

	FY 2022 Increase/Decrease for Continuation				
	(11) General	(12) State Support Special	(13) Federal	(14) Other Special	(15) Total
Salaries,Wages & Fringe	798,482				798,482
Travel					
Contractual Services	900,000				900,000
Commodities					
Other Than Equipment					
Equipment					
Vehicles					
Wireless Communication Devices					
Subsidies, Loans & Grants		2,000,000		(7,320,384)	(5,320,384)
Total	1,698,482	2,000,000		(7,320,384)	(3,621,902)
No. of Positions (FTE)					

Note: FY2022 Total Request = FY2021 Estimated + FY2022 Incr(Decr) for Continuation + FY2022 Expansion/Reduction of Existing Activities + FY2022 New Activities.

CONTINUATION AND EXPANDED TOTAL REQUEST

University of Southern Mississippi (268-00)

SUMMARY OF ALL PROGRAMS

Name of Agency	Program				
	FY 2022 Expansion/Reduction of Existing Activities				
	(16) General	(17) State Support Special	(18) Federal	(19) Other Special	(20) Total
Salaries,Wages & Fringe					
Travel					
Contractual Services					
Commodities					
Other Than Equipment					
Equipment					
Vehicles					
Wireless Communication Devices					
Subsidies, Loans & Grants					
Total					
No. of Positions (FTE)					

	FY 2022 New Activities (*)				
	(21) General	(22) State Support Special	(23) Federal	(24) Other Special	(25) Total
Salaries,Wages & Fringe					
Travel					
Contractual Services					
Commodities					
Other Than Equipment					
Equipment					
Vehicles					
Wireless Communication Devices					
Subsidies, Loans & Grants					
Total					
No. of Positions (FTE)					

	FY 2022 Total Request				
	(26) General	(27) State Support Special	(28) Federal	(29) Other Special	(30) Total
Salaries,Wages & Fringe	42,920,806	8,034,045		78,450,801	129,405,652
Travel	328,779	62,708		613,117	1,004,604
Contractual Services	14,032,318	2,504,744		24,489,548	41,026,610
Commodities	1,037,588	197,901		1,934,926	3,170,415
Other Than Equipment	40,217	7,671		74,999	122,887
Equipment	212,264	40,485		395,837	648,586
Vehicles					
Wireless Communication Devices					
Subsidies, Loans & Grants	1,947,712	2,371,489		3,432,153	7,751,354
Total	60,519,684	13,219,043		109,391,381	183,130,108
No. of Positions (FTE)	630.00	118.00		1,173.00	1,921.00

Note: FY2022 Total Request = FY2021 Estimated + FY2022 Incr(Decr) for Continuation + FY2022 Expansion/Reduction of Existing Activities + FY2022 New Activities.

SUMMARY OF PROGRAMS
FORM MBR-1-03sum

University of Southern Mississippi (268-00)

Name of Agency

FUNDING REQUESTED FISCAL YEAR 2022

	PROGRAM	GENERAL	ST. SUPP. SPECIAL	FEDERAL	OTHER SPECIAL	TOTAL
1.	Instruction	26,205,615	4,893,618		47,546,210	78,645,443
2.	Research	2,509,430	421,407		4,120,210	7,051,047
3.	Public Service	223,932	42,711		417,395	684,038
4.	Academic Support	6,585,052	1,255,975		12,280,005	20,121,032
5.	Student Services	4,312,400	774,826		7,575,689	12,662,915
6.	Institutional Support	7,274,816	1,349,390		13,193,336	21,817,542
7.	Operation & Maintenance	6,042,914	3,152,573		11,269,012	20,464,499
8.	Scholarship & Fellowships	7,365,525	1,328,543		12,989,524	21,683,592
9.	Mandatory Transfers					
10.	Non-Mandatory Transfers					
	Summary of All Programs	60,519,684	13,219,043		109,391,381	183,130,108

CONTINUATION AND EXPANDED REQUEST

University of Southern Mississippi (268-00)

Instruction

Name of Agency	FY 2020 Actual				
	(1) General	(2) State Support Special	(3) Federal	(4) Other Special	(5) Total
Salaries,Wages & Fringe	22,874,088	4,130,844		42,050,837	69,055,769
Travel	111,347	20,108		204,697	336,152
Contractual Services	501,565	90,578		922,059	1,514,202
Commodities	239,595	43,269		440,462	723,326
Other Than Equipment					
Equipment	19,600	3,539		36,031	59,170
Vehicles					
Wireless Communication Devices					
Subsidies, Loans & Grants	43,019	7,769		79,085	129,873
Total	23,789,214	4,296,107		43,733,171	71,818,492
No. of Positions (FTE)	324.00	58.00		595.00	977.00

	FY 2021 Estimated				
	(6) General	(7) State Support Special	(8) Federal	(9) Other Special	(10) Total
Salaries,Wages & Fringe	23,948,982	4,567,820		44,560,796	73,077,598
Travel	161,844	30,869		301,812	494,525
Contractual Services	508,777	97,040		948,782	1,554,599
Commodities	269,837	51,466		503,202	824,505
Other Than Equipment					
Equipment	50,983	9,724		95,074	155,781
Vehicles					
Wireless Communication Devices					
Subsidies, Loans & Grants	716,710	136,699		1,136,544	1,989,953
Total	25,657,133	4,893,618		47,546,210	78,096,961
No. of Positions (FTE)	343.00	65.00		640.00	1,048.00

	FY 2022 Increase/Decrease for Continuation				
	(11) General	(12) State Support Special	(13) Federal	(14) Other Special	(15) Total
Salaries,Wages & Fringe	548,482				548,482
Travel					
Contractual Services					
Commodities					
Other Than Equipment					
Equipment					
Vehicles					
Wireless Communication Devices					
Subsidies, Loans & Grants					
Total	548,482				548,482
No. of Positions (FTE)					

Note: FY2022 Total Request = FY2021 Estimated + FY2022 Incr(Decr) for Continuation + FY2022 Expansion/Reduction of Existing Activities + FY2022 New Activities.

CONTINUATION AND EXPANDED REQUEST

University of Southern Mississippi (268-00)

Instruction

Name of Agency	FY 2022 Expansion/Reduction of Existing Activities				
	(16) General	(17) State Support Special	(18) Federal	(19) Other Special	(20) Total
Salaries,Wages & Fringe					
Travel					
Contractual Services					
Commodities					
Other Than Equipment					
Equipment					
Vehicles					
Wireless Communication Devices					
Subsidies, Loans & Grants					
Total					
No. of Positions (FTE)					

	FY 2022 New Activities (*)				
	(21) General	(22) State Support Special	(23) Federal	(24) Other Special	(25) Total
Salaries,Wages & Fringe					
Travel					
Contractual Services					
Commodities					
Other Than Equipment					
Equipment					
Vehicles					
Wireless Communication Devices					
Subsidies, Loans & Grants					
Total					
No. of Positions (FTE)					

	FY 2022 Total Request				
	(26) General	(27) State Support Special	(28) Federal	(29) Other Special	(30) Total
Salaries,Wages & Fringe	24,497,464	4,567,820		44,560,796	73,626,080
Travel	161,844	30,869		301,812	494,525
Contractual Services	508,777	97,040		948,782	1,554,599
Commodities	269,837	51,466		503,202	824,505
Other Than Equipment					
Equipment	50,983	9,724		95,074	155,781
Vehicles					
Wireless Communication Devices					
Subsidies, Loans & Grants	716,710	136,699		1,136,544	1,989,953
Total	26,205,615	4,893,618		47,546,210	78,645,443
No. of Positions (FTE)	343.00	65.00		640.00	1,048.00

Note: FY2022 Total Request = FY2021 Estimated + FY2022 Incr(Decr) for Continuation + FY2022 Expansion/Reduction of Existing Activities + FY2022 New Activities.

CONTINUATION AND EXPANDED REQUEST

University of Southern Mississippi (268-00)

Research

Name of Agency	FY 2020 Actual				
	(1) General	(2) State Support Special	(3) Federal	(4) Other Special	(5) Total
Salaries,Wages & Fringe	2,320,808	419,116		4,266,485	7,006,409
Travel	2,975	537		5,470	8,982
Contractual Services	22,664	4,093		41,666	68,423
Commodities	10,272	1,855		18,884	31,011
Other Than Equipment					
Equipment					
Vehicles					
Wireless Communication Devices					
Subsidies, Loans & Grants					
Total	2,356,719	425,601		4,332,505	7,114,825
No. of Positions (FTE)	33.00	6.00		60.00	99.00

	FY 2021 Estimated				
	(6) General	(7) State Support Special	(8) Federal	(9) Other Special	(10) Total
Salaries,Wages & Fringe	2,167,354	413,382		4,041,748	6,622,484
Travel	5,695	1,086		10,619	17,400
Contractual Services	23,849	4,549		44,474	72,872
Commodities	12,532	2,390		23,369	38,291
Other Than Equipment					
Equipment					
Vehicles					
Wireless Communication Devices					
Subsidies, Loans & Grants					
Total	2,209,430	421,407		4,120,210	6,751,047
No. of Positions (FTE)	32.00	6.00		60.00	98.00

	FY 2022 Increase/Decrease for Continuation				
	(11) General	(12) State Support Special	(13) Federal	(14) Other Special	(15) Total
Salaries,Wages & Fringe					
Travel					
Contractual Services	300,000				300,000
Commodities					
Other Than Equipment					
Equipment					
Vehicles					
Wireless Communication Devices					
Subsidies, Loans & Grants					
Total	300,000				300,000
No. of Positions (FTE)					

Note: FY2022 Total Request = FY2021 Estimated + FY2022 Incr(Decr) for Continuation + FY2022 Expansion/Reduction of Existing Activities + FY2022 New Activities.

CONTINUATION AND EXPANDED REQUEST

University of Southern Mississippi (268-00)

Research

Name of Agency

Program

	FY 2022 Expansion/Reduction of Existing Activities				
	(16) General	(17) State Support Special	(18) Federal	(19) Other Special	(20) Total
Salaries,Wages & Fringe					
Travel					
Contractual Services					
Commodities					
Other Than Equipment					
Equipment					
Vehicles					
Wireless Communication Devices					
Subsidies, Loans & Grants					
Total					
No. of Positions (FTE)					

	FY 2022 New Activities (*)				
	(21) General	(22) State Support Special	(23) Federal	(24) Other Special	(25) Total
Salaries,Wages & Fringe					
Travel					
Contractual Services					
Commodities					
Other Than Equipment					
Equipment					
Vehicles					
Wireless Communication Devices					
Subsidies, Loans & Grants					
Total					
No. of Positions (FTE)					

	FY 2022 Total Request				
	(26) General	(27) State Support Special	(28) Federal	(29) Other Special	(30) Total
Salaries,Wages & Fringe	2,167,354	413,382		4,041,748	6,622,484
Travel	5,695	1,086		10,619	17,400
Contractual Services	323,849	4,549		44,474	372,872
Commodities	12,532	2,390		23,369	38,291
Other Than Equipment					
Equipment					
Vehicles					
Wireless Communication Devices					
Subsidies, Loans & Grants					
Total	2,509,430	421,407		4,120,210	7,051,047
No. of Positions (FTE)	32.00	6.00		60.00	98.00

Note: FY2022 Total Request = FY2021 Estimated + FY2022 Incr(Decr) for Continuation + FY2022 Expansion/Reduction of Existing Activities + FY2022 New Activities.

CONTINUATION AND EXPANDED REQUEST

Program 3 of 10

University of Southern Mississippi (268-00)

Public Service

Name of Agency	FY 2020 Actual				
	(1)	(2)	(3)	(4)	(5)
	General	State Support Special	Federal	Other Special	Total
Salaries,Wages & Fringe	224,195	40,487		412,152	676,834
Travel	2,771	501		5,095	8,367
Contractual Services	10,164	1,835		18,685	30,684
Commodities	5,002	903		9,195	15,100
Other Than Equipment					
Equipment					
Vehicles					
Wireless Communication Devices					
Subsidies, Loans & Grants					
Total	242,132	43,726		445,127	730,985
No. of Positions (FTE)	4.00	1.00		8.00	13.00

Name of Agency	FY 2021 Estimated				
	(6)	(7)	(8)	(9)	(10)
	General	State Support Special	Federal	Other Special	Total
Salaries,Wages & Fringe	219,045	41,779		408,282	669,106
Travel	1,473	281		2,746	4,500
Contractual Services	1,996	381		3,723	6,100
Commodities	1,418	270		2,644	4,332
Other Than Equipment					
Equipment					
Vehicles					
Wireless Communication Devices					
Subsidies, Loans & Grants					
Total	223,932	42,711		417,395	684,038
No. of Positions (FTE)	5.00	1.00		8.00	14.00

Name of Agency	FY 2022 Increase/Decrease for Continuation				
	(11)	(12)	(13)	(14)	(15)
	General	State Support Special	Federal	Other Special	Total
Salaries,Wages & Fringe					
Travel					
Contractual Services					
Commodities					
Other Than Equipment					
Equipment					
Vehicles					
Wireless Communication Devices					
Subsidies, Loans & Grants					
Total					
No. of Positions (FTE)					

Note: FY2022 Total Request = FY2021 Estimated + FY2022 Incr(Decr) for Continuation + FY2022 Expansion/Reduction of Existing Activities + FY2022 New Activities.

CONTINUATION AND EXPANDED REQUEST

University of Southern Mississippi (268-00)

Public Service

Name of Agency

Program

	FY 2022 Expansion/Reduction of Existing Activities				
	(16) General	(17) State Support Special	(18) Federal	(19) Other Special	(20) Total
Salaries,Wages & Fringe					
Travel					
Contractual Services					
Commodities					
Other Than Equipment					
Equipment					
Vehicles					
Wireless Communication Devices					
Subsidies, Loans & Grants					
Total					
No. of Positions (FTE)					

	FY 2022 New Activities (*)				
	(21) General	(22) State Support Special	(23) Federal	(24) Other Special	(25) Total
Salaries,Wages & Fringe					
Travel					
Contractual Services					
Commodities					
Other Than Equipment					
Equipment					
Vehicles					
Wireless Communication Devices					
Subsidies, Loans & Grants					
Total					
No. of Positions (FTE)					

	FY 2022 Total Request				
	(26) General	(27) State Support Special	(28) Federal	(29) Other Special	(30) Total
Salaries,Wages & Fringe	219,045	41,779		408,282	669,106
Travel	1,473	281		2,746	4,500
Contractual Services	1,996	381		3,723	6,100
Commodities	1,418	270		2,644	4,332
Other Than Equipment					
Equipment					
Vehicles					
Wireless Communication Devices					
Subsidies, Loans & Grants					
Total	223,932	42,711		417,395	684,038
No. of Positions (FTE)	5.00	1.00		8.00	14.00

Note: FY2022 Total Request = FY2021 Estimated + FY2022 Incr(Decr) for Continuation + FY2022 Expansion/Reduction of Existing Activities + FY2022 New Activities.

CONTINUATION AND EXPANDED REQUEST

Program 4 of 10
Academic Support

University of Southern Mississippi (268-00)

Name of Agency	FY 2020 Actual				
	(1)	(2)	(3)	(4)	(5)
	General	State Support Special	Federal	Other Special	Total
Salaries,Wages & Fringe	3,474,399	627,444		6,387,201	10,489,044
Travel	43,420	7,841		79,823	131,084
Contractual Services	857,919	154,932		1,577,165	2,590,016
Commodities	84,995	15,349		156,251	256,595
Other Than Equipment	21,768	3,931		40,018	65,717
Equipment	8,427	1,522		15,493	25,442
Vehicles					
Wireless Communication Devices					
Subsidies, Loans & Grants	(102)	(18)		(189)	(309)
Total	4,490,826	811,001		8,255,762	13,557,589
No. of Positions (FTE)	77.00	14.00		142.00	233.00

Name of Agency	FY 2021 Estimated				
	(6)	(7)	(8)	(9)	(10)
	General	State Support Special	Federal	Other Special	Total
Salaries,Wages & Fringe	4,865,545	928,012		9,073,417	14,866,974
Travel	50,686	9,667		94,521	154,874
Contractual Services	1,283,765	244,854		2,394,003	3,922,622
Commodities	184,103	35,114		343,321	562,538
Other Than Equipment	40,217	7,671		74,999	122,887
Equipment	74,772	14,261		139,436	228,469
Vehicles					
Wireless Communication Devices					
Subsidies, Loans & Grants	85,964	16,396		7,480,692	7,583,052
Total	6,585,052	1,255,975		19,600,389	27,441,416
No. of Positions (FTE)	81.00	15.00		151.00	247.00

Name of Agency	FY 2022 Increase/Decrease for Continuation				
	(11)	(12)	(13)	(14)	(15)
	General	State Support Special	Federal	Other Special	Total
Salaries,Wages & Fringe					
Travel					
Contractual Services					
Commodities					
Other Than Equipment					
Equipment					
Vehicles					
Wireless Communication Devices					
Subsidies, Loans & Grants				(7,320,384)	(7,320,384)
Total				(7,320,384)	(7,320,384)
No. of Positions (FTE)					

Note: FY2022 Total Request = FY2021 Estimated + FY2022 Incr(Decr) for Continuation + FY2022 Expansion/Reduction of Existing Activities + FY2022 New Activities.

CONTINUATION AND EXPANDED REQUEST

Program 4 of 10
Academic Support

University of Southern Mississippi (268-00)

Name of Agency	FY 2022 Expansion/Reduction of Existing Activities				
	(16) General	(17) State Support Special	(18) Federal	(19) Other Special	(20) Total
Salaries,Wages & Fringe					
Travel					
Contractual Services					
Commodities					
Other Than Equipment					
Equipment					
Vehicles					
Wireless Communication Devices					
Subsidies, Loans & Grants					
Total					
No. of Positions (FTE)					

	FY 2022 New Activities (*)				
	(21) General	(22) State Support Special	(23) Federal	(24) Other Special	(25) Total
Salaries,Wages & Fringe					
Travel					
Contractual Services					
Commodities					
Other Than Equipment					
Equipment					
Vehicles					
Wireless Communication Devices					
Subsidies, Loans & Grants					
Total					
No. of Positions (FTE)					

	FY 2022 Total Request				
	(26) General	(27) State Support Special	(28) Federal	(29) Other Special	(30) Total
Salaries,Wages & Fringe	4,865,545	928,012		9,073,417	14,866,974
Travel	50,686	9,667		94,521	154,874
Contractual Services	1,283,765	244,854		2,394,003	3,922,622
Commodities	184,103	35,114		343,321	562,538
Other Than Equipment	40,217	7,671		74,999	122,887
Equipment	74,772	14,261		139,436	228,469
Vehicles					
Wireless Communication Devices					
Subsidies, Loans & Grants	85,964	16,396		160,308	262,668
Total	6,585,052	1,255,975		12,280,005	20,121,032
No. of Positions (FTE)	81.00	15.00		151.00	247.00

Note: FY2022 Total Request = FY2021 Estimated + FY2022 Incr(Decr) for Continuation + FY2022 Expansion/Reduction of Existing Activities + FY2022 New Activities.

CONTINUATION AND EXPANDED REQUEST

Program 5 of 10

University of Southern Mississippi (268-00)

Student Services

Name of Agency	FY 2020 Actual				
	(1)	(2)	(3)	(4)	(5)
	General	State Support Special	Federal	Other Special	Total
Salaries,Wages & Fringe	2,361,198	426,410		4,340,735	7,128,343
Travel	39,910	7,207		73,368	120,485
Contractual Services	405,179	73,172		744,866	1,223,217
Commodities	177,473	32,050		326,258	535,781
Other Than Equipment					
Equipment					
Vehicles					
Wireless Communication Devices					
Subsidies, Loans & Grants	1,035,052	186,921		1,902,799	3,124,772
Total	4,018,812	725,760		7,388,026	12,132,598
No. of Positions (FTE)	40.00	7.00		73.00	120.00

Name of Agency	FY 2021 Estimated				
	(6)	(7)	(8)	(9)	(10)
	General	State Support Special	Federal	Other Special	Total
Salaries,Wages & Fringe	2,477,303	472,499		4,619,751	7,569,553
Travel	48,426	9,236		90,307	147,969
Contractual Services	402,484	76,766		750,565	1,229,815
Commodities	144,736	27,606		269,907	442,249
Other Than Equipment					
Equipment					
Vehicles					
Wireless Communication Devices					
Subsidies, Loans & Grants	989,451	188,719		1,845,159	3,023,329
Total	4,062,400	774,826		7,575,689	12,412,915
No. of Positions (FTE)	44.00	8.00		82.00	134.00

Name of Agency	FY 2022 Increase/Decrease for Continuation				
	(11)	(12)	(13)	(14)	(15)
	General	State Support Special	Federal	Other Special	Total
Salaries,Wages & Fringe	250,000				250,000
Travel					
Contractual Services					
Commodities					
Other Than Equipment					
Equipment					
Vehicles					
Wireless Communication Devices					
Subsidies, Loans & Grants					
Total	250,000				250,000
No. of Positions (FTE)					

Note: FY2022 Total Request = FY2021 Estimated + FY2022 Incr(Decr) for Continuation + FY2022 Expansion/Reduction of Existing Activities + FY2022 New Activities.

CONTINUATION AND EXPANDED REQUEST

University of Southern Mississippi (268-00)

Student Services

Name of Agency	FY 2022 Expansion/Reduction of Existing Activities				
	(16) General	(17) State Support Special	(18) Federal	(19) Other Special	(20) Total
Salaries,Wages & Fringe					
Travel					
Contractual Services					
Commodities					
Other Than Equipment					
Equipment					
Vehicles					
Wireless Communication Devices					
Subsidies, Loans & Grants					
Total					
No. of Positions (FTE)					

	FY 2022 New Activities (*)				
	(21) General	(22) State Support Special	(23) Federal	(24) Other Special	(25) Total
Salaries,Wages & Fringe					
Travel					
Contractual Services					
Commodities					
Other Than Equipment					
Equipment					
Vehicles					
Wireless Communication Devices					
Subsidies, Loans & Grants					
Total					
No. of Positions (FTE)					

	FY 2022 Total Request				
	(26) General	(27) State Support Special	(28) Federal	(29) Other Special	(30) Total
Salaries,Wages & Fringe	2,727,303	472,499		4,619,751	7,819,553
Travel	48,426	9,236		90,307	147,969
Contractual Services	402,484	76,766		750,565	1,229,815
Commodities	144,736	27,606		269,907	442,249
Other Than Equipment					
Equipment					
Vehicles					
Wireless Communication Devices					
Subsidies, Loans & Grants	989,451	188,719		1,845,159	3,023,329
Total	4,312,400	774,826		7,575,689	12,662,915
No. of Positions (FTE)	44.00	8.00		82.00	134.00

Note: FY2022 Total Request = FY2021 Estimated + FY2022 Incr(Decr) for Continuation + FY2022 Expansion/Reduction of Existing Activities + FY2022 New Activities.

CONTINUATION AND EXPANDED REQUEST

Program 6 of 10
Institutional Support

University of Southern Mississippi (268-00)

Name of Agency	FY 2020 Actual				
	(1)	(2)	(3)	(4)	(5)
	General	State Support Special	Federal	Other Special	Total
Salaries,Wages & Fringe	6,731,539	1,215,652		12,375,000	20,322,191
Travel	49,824	8,998		91,591	150,413
Contractual Services	1,806,203	326,183		3,320,451	5,452,837
Commodities	447,403	80,797		822,493	1,350,693
Other Than Equipment					
Equipment	71,573	12,926		131,575	216,074
Vehicles					
Wireless Communication Devices					
Subsidies, Loans & Grants	2,676,594	1,372,066		4,123,356	8,172,016
Total	11,783,136	3,016,622		20,864,466	35,664,224
No. of Positions (FTE)	76.00	14.00		140.00	230.00

	FY 2021 Estimated				
	(6)	(7)	(8)	(9)	(10)
	General	State Support Special	Federal	Other Special	Total
Salaries,Wages & Fringe	5,677,031	1,082,787		10,586,703	17,346,521
Travel	55,419	10,570		103,347	169,336
Contractual Services	1,263,819	241,050		2,356,809	3,861,678
Commodities	104,936	20,016		195,690	320,642
Other Than Equipment					
Equipment	23,682	4,517		44,164	72,363
Vehicles					
Wireless Communication Devices					
Subsidies, Loans & Grants	(50,071)	(9,550)		(93,377)	(152,998)
Total	7,074,816	1,349,390		13,193,336	21,617,542
No. of Positions (FTE)	65.00	12.00		121.00	198.00

	FY 2022 Increase/Decrease for Continuation				
	(11)	(12)	(13)	(14)	(15)
	General	State Support Special	Federal	Other Special	Total
Salaries,Wages & Fringe					
Travel					
Contractual Services	200,000				200,000
Commodities					
Other Than Equipment					
Equipment					
Vehicles					
Wireless Communication Devices					
Subsidies, Loans & Grants					
Total	200,000				200,000
No. of Positions (FTE)					

Note: FY2022 Total Request = FY2021 Estimated + FY2022 Incr(Decr) for Continuation + FY2022 Expansion/Reduction of Existing Activities + FY2022 New Activities.

CONTINUATION AND EXPANDED REQUEST

University of Southern Mississippi (268-00)

Institutional Support

Name of Agency	FY 2022 Expansion/Reduction of Existing Activities				
	(16) General	(17) State Support Special	(18) Federal	(19) Other Special	(20) Total
Salaries,Wages & Fringe					
Travel					
Contractual Services					
Commodities					
Other Than Equipment					
Equipment					
Vehicles					
Wireless Communication Devices					
Subsidies, Loans & Grants					
Total					
No. of Positions (FTE)					

	FY 2022 New Activities (*)				
	(21) General	(22) State Support Special	(23) Federal	(24) Other Special	(25) Total
Salaries,Wages & Fringe					
Travel					
Contractual Services					
Commodities					
Other Than Equipment					
Equipment					
Vehicles					
Wireless Communication Devices					
Subsidies, Loans & Grants					
Total					
No. of Positions (FTE)					

	FY 2022 Total Request				
	(26) General	(27) State Support Special	(28) Federal	(29) Other Special	(30) Total
Salaries,Wages & Fringe	5,677,031	1,082,787		10,586,703	17,346,521
Travel	55,419	10,570		103,347	169,336
Contractual Services	1,463,819	241,050		2,356,809	4,061,678
Commodities	104,936	20,016		195,690	320,642
Other Than Equipment					
Equipment	23,682	4,517		44,164	72,363
Vehicles					
Wireless Communication Devices					
Subsidies, Loans & Grants	(50,071)	(9,550)		(93,377)	(152,998)
Total	7,274,816	1,349,390		13,193,336	21,817,542
No. of Positions (FTE)	65.00	12.00		121.00	198.00

Note: FY2022 Total Request = FY2021 Estimated + FY2022 Incr(Decr) for Continuation + FY2022 Expansion/Reduction of Existing Activities + FY2022 New Activities.

CONTINUATION AND EXPANDED REQUEST

Program 7 of 10

University of Southern Mississippi (268-00)

Operation & Maintenance

Name of Agency	FY 2020 Actual				
	(1)	(2)	(3)	(4)	(5)
	General	State Support Special	Federal	Other Special	Total
Salaries,Wages & Fringe	2,769,835	500,206		5,091,958	8,361,999
Travel	8,119	1,466		14,926	24,511
Contractual Services	2,609,178	471,193		4,796,611	7,876,982
Commodities	324,150	58,538		595,904	978,592
Other Than Equipment					
Equipment	38,237	6,905		70,294	115,436
Vehicles					
Wireless Communication Devices					
Subsidies, Loans & Grants	66,247	2,389,914		121,785	2,577,946
Total	5,815,766	3,428,222		10,691,478	19,935,466
No. of Positions (FTE)	58.00	11.00		107.00	176.00

	FY 2021 Estimated				
	(6)	(7)	(8)	(9)	(10)
	General	State Support Special	Federal	Other Special	Total
Salaries,Wages & Fringe	2,767,064	527,766		5,160,104	8,454,934
Travel	5,236	999		9,765	16,000
Contractual Services	2,682,103	511,561		5,001,668	8,195,332
Commodities	320,026	61,039		596,793	977,858
Other Than Equipment					
Equipment	62,827	11,983		117,163	191,973
Vehicles					
Wireless Communication Devices					
Subsidies, Loans & Grants	205,658	39,225		383,519	628,402
Total	6,042,914	1,152,573		11,269,012	18,464,499
No. of Positions (FTE)	60.00	11.00		111.00	182.00

	FY 2022 Increase/Decrease for Continuation				
	(11)	(12)	(13)	(14)	(15)
	General	State Support Special	Federal	Other Special	Total
Salaries,Wages & Fringe					
Travel					
Contractual Services					
Commodities					
Other Than Equipment					
Equipment					
Vehicles					
Wireless Communication Devices					
Subsidies, Loans & Grants		2,000,000			2,000,000
Total		2,000,000			2,000,000
No. of Positions (FTE)					

Note: FY2022 Total Request = FY2021 Estimated + FY2022 Incr(Decr) for Continuation + FY2022 Expansion/Reduction of Existing Activities + FY2022 New Activities.

CONTINUATION AND EXPANDED REQUEST

University of Southern Mississippi (268-00)

Operation & Maintenance

Name of Agency	FY 2022 Expansion/Reduction of Existing Activities				
	(16) General	(17) State Support Special	(18) Federal	(19) Other Special	(20) Total
Salaries,Wages & Fringe					
Travel					
Contractual Services					
Commodities					
Other Than Equipment					
Equipment					
Vehicles					
Wireless Communication Devices					
Subsidies, Loans & Grants					
Total					
No. of Positions (FTE)					

	FY 2022 New Activities (*)				
	(21) General	(22) State Support Special	(23) Federal	(24) Other Special	(25) Total
Salaries,Wages & Fringe					
Travel					
Contractual Services					
Commodities					
Other Than Equipment					
Equipment					
Vehicles					
Wireless Communication Devices					
Subsidies, Loans & Grants					
Total					
No. of Positions (FTE)					

	FY 2022 Total Request				
	(26) General	(27) State Support Special	(28) Federal	(29) Other Special	(30) Total
Salaries,Wages & Fringe	2,767,064	527,766		5,160,104	8,454,934
Travel	5,236	999		9,765	16,000
Contractual Services	2,682,103	511,561		5,001,668	8,195,332
Commodities	320,026	61,039		596,793	977,858
Other Than Equipment					
Equipment	62,827	11,983		117,163	191,973
Vehicles					
Wireless Communication Devices					
Subsidies, Loans & Grants	205,658	2,039,225		383,519	2,628,402
Total	6,042,914	3,152,573		11,269,012	20,464,499
No. of Positions (FTE)	60.00	11.00		111.00	182.00

Note: FY2022 Total Request = FY2021 Estimated + FY2022 Incr(Decr) for Continuation + FY2022 Expansion/Reduction of Existing Activities + FY2022 New Activities.

CONTINUATION AND EXPANDED REQUEST

University of Southern Mississippi (268-00)

Scholarship & Fellowships

Name of Agency	FY 2020 Actual				
	(1) General	(2) State Support Special	(3) Federal	(4) Other Special	(5) Total
Salaries,Wages & Fringe					
Travel					
Contractual Services	6,838,426	1,234,955		12,571,498	20,644,879
Commodities					
Other Than Equipment					
Equipment					
Vehicles					
Wireless Communication Devices					
Subsidies, Loans & Grants					
Total	6,838,426	1,234,955		12,571,498	20,644,879
No. of Positions (FTE)					

	FY 2021 Estimated				
	(6) General	(7) State Support Special	(8) Federal	(9) Other Special	(10) Total
Salaries,Wages & Fringe					
Travel					
Contractual Services	6,965,525	1,328,543		12,989,524	21,283,592
Commodities					
Other Than Equipment					
Equipment					
Vehicles					
Wireless Communication Devices					
Subsidies, Loans & Grants					
Total	6,965,525	1,328,543		12,989,524	21,283,592
No. of Positions (FTE)					

	FY 2022 Increase/Decrease for Continuation				
	(11) General	(12) State Support Special	(13) Federal	(14) Other Special	(15) Total
Salaries,Wages & Fringe					
Travel					
Contractual Services	400,000				400,000
Commodities					
Other Than Equipment					
Equipment					
Vehicles					
Wireless Communication Devices					
Subsidies, Loans & Grants					
Total	400,000				400,000
No. of Positions (FTE)					

Note: FY2022 Total Request = FY2021 Estimated + FY2022 Incr(Decr) for Continuation + FY2022 Expansion/Reduction of Existing Activities + FY2022 New Activities.

CONTINUATION AND EXPANDED REQUEST

University of Southern Mississippi (268-00)

Scholarship & Fellowships

Name of Agency

Program

	FY 2022 Expansion/Reduction of Existing Activities				
	(16) General	(17) State Support Special	(18) Federal	(19) Other Special	(20) Total
Salaries,Wages & Fringe					
Travel					
Contractual Services					
Commodities					
Other Than Equipment					
Equipment					
Vehicles					
Wireless Communication Devices					
Subsidies, Loans & Grants					
Total					
No. of Positions (FTE)					

	FY 2022 New Activities (*)				
	(21) General	(22) State Support Special	(23) Federal	(24) Other Special	(25) Total
Salaries,Wages & Fringe					
Travel					
Contractual Services					
Commodities					
Other Than Equipment					
Equipment					
Vehicles					
Wireless Communication Devices					
Subsidies, Loans & Grants					
Total					
No. of Positions (FTE)					

	FY 2022 Total Request				
	(26) General	(27) State Support Special	(28) Federal	(29) Other Special	(30) Total
Salaries,Wages & Fringe					
Travel					
Contractual Services	7,365,525	1,328,543		12,989,524	21,683,592
Commodities					
Other Than Equipment					
Equipment					
Vehicles					
Wireless Communication Devices					
Subsidies, Loans & Grants					
Total	7,365,525	1,328,543		12,989,524	21,683,592
No. of Positions (FTE)					

Note: FY2022 Total Request = FY2021 Estimated + FY2022 Incr(Decr) for Continuation + FY2022 Expansion/Reduction of Existing Activities + FY2022 New Activities.

CONTINUATION AND EXPANDED REQUEST

Program 9 of 10
Mandatory Transfers

University of Southern Mississippi (268-00)

Name of Agency	FY 2020 Actual				
	(1) General	(2) State Support Special	(3) Federal	(4) Other Special	(5) Total
Salaries,Wages & Fringe					
Travel					
Contractual Services					
Commodities					
Other Than Equipment					
Equipment					
Vehicles					
Wireless Communication Devices					
Subsidies, Loans & Grants					
Total					
No. of Positions (FTE)					

	FY 2021 Estimated				
	(6) General	(7) State Support Special	(8) Federal	(9) Other Special	(10) Total
Salaries,Wages & Fringe					
Travel					
Contractual Services					
Commodities					
Other Than Equipment					
Equipment					
Vehicles					
Wireless Communication Devices					
Subsidies, Loans & Grants					
Total					
No. of Positions (FTE)					

	FY 2022 Increase/Decrease for Continuation				
	(11) General	(12) State Support Special	(13) Federal	(14) Other Special	(15) Total
Salaries,Wages & Fringe					
Travel					
Contractual Services					
Commodities					
Other Than Equipment					
Equipment					
Vehicles					
Wireless Communication Devices					
Subsidies, Loans & Grants					
Total					
No. of Positions (FTE)					

Note: FY2022 Total Request = FY2021 Estimated + FY2022 Incr(Decr) for Continuation + FY2022 Expansion/Reduction of Existing Activities + FY2022 New Activities.

CONTINUATION AND EXPANDED REQUEST

University of Southern Mississippi (268-00)

Name of Agency	FY 2022 Expansion/Reduction of Existing Activities				
	(16) General	(17) State Support Special	(18) Federal	(19) Other Special	(20) Total
Salaries,Wages & Fringe					
Travel					
Contractual Services					
Commodities					
Other Than Equipment					
Equipment					
Vehicles					
Wireless Communication Devices					
Subsidies, Loans & Grants					
Total					
No. of Positions (FTE)					

	FY 2022 New Activities (*)				
	(21) General	(22) State Support Special	(23) Federal	(24) Other Special	(25) Total
Salaries,Wages & Fringe					
Travel					
Contractual Services					
Commodities					
Other Than Equipment					
Equipment					
Vehicles					
Wireless Communication Devices					
Subsidies, Loans & Grants					
Total					
No. of Positions (FTE)					

	FY 2022 Total Request				
	(26) General	(27) State Support Special	(28) Federal	(29) Other Special	(30) Total
Salaries,Wages & Fringe					
Travel					
Contractual Services					
Commodities					
Other Than Equipment					
Equipment					
Vehicles					
Wireless Communication Devices					
Subsidies, Loans & Grants					
Total					
No. of Positions (FTE)					

Note: FY2022 Total Request = FY2021 Estimated + FY2022 Incr(Decr) for Continuation + FY2022 Expansion/Reduction of Existing Activities + FY2022 New Activities.

CONTINUATION AND EXPANDED REQUEST

University of Southern Mississippi (268-00)

Non-Mandatory Transfers

Name of Agency

Program

	FY 2020 Actual				
	(1) General	(2) State Support Special	(3) Federal	(4) Other Special	(5) Total
Salaries,Wages & Fringe					
Travel					
Contractual Services					
Commodities					
Other Than Equipment					
Equipment					
Vehicles					
Wireless Communication Devices					
Subsidies, Loans & Grants					
Total					
No. of Positions (FTE)					

	FY 2021 Estimated				
	(6) General	(7) State Support Special	(8) Federal	(9) Other Special	(10) Total
Salaries,Wages & Fringe					
Travel					
Contractual Services					
Commodities					
Other Than Equipment					
Equipment					
Vehicles					
Wireless Communication Devices					
Subsidies, Loans & Grants					
Total					
No. of Positions (FTE)					

	FY 2022 Increase/Decrease for Continuation				
	(11) General	(12) State Support Special	(13) Federal	(14) Other Special	(15) Total
Salaries,Wages & Fringe					
Travel					
Contractual Services					
Commodities					
Other Than Equipment					
Equipment					
Vehicles					
Wireless Communication Devices					
Subsidies, Loans & Grants					
Total					
No. of Positions (FTE)					

Note: FY2022 Total Request = FY2021 Estimated + FY2022 Incr(Decr) for Continuation + FY2022 Expansion/Reduction of Existing Activities + FY2022 New Activities.

CONTINUATION AND EXPANDED REQUEST

University of Southern Mississippi (268-00)

Non-Mandatory Transfers

Name of Agency

Program

	FY 2022 Expansion/Reduction of Existing Activities				
	(16) General	(17) State Support Special	(18) Federal	(19) Other Special	(20) Total
Salaries,Wages & Fringe					
Travel					
Contractual Services					
Commodities					
Other Than Equipment					
Equipment					
Vehicles					
Wireless Communication Devices					
Subsidies, Loans & Grants					
Total					
No. of Positions (FTE)					

	FY 2022 New Activities (*)				
	(21) General	(22) State Support Special	(23) Federal	(24) Other Special	(25) Total
Salaries,Wages & Fringe					
Travel					
Contractual Services					
Commodities					
Other Than Equipment					
Equipment					
Vehicles					
Wireless Communication Devices					
Subsidies, Loans & Grants					
Total					
No. of Positions (FTE)					

	FY 2022 Total Request				
	(26) General	(27) State Support Special	(28) Federal	(29) Other Special	(30) Total
Salaries,Wages & Fringe					
Travel					
Contractual Services					
Commodities					
Other Than Equipment					
Equipment					
Vehicles					
Wireless Communication Devices					
Subsidies, Loans & Grants					
Total					
No. of Positions (FTE)					

Note: FY2022 Total Request = FY2021 Estimated + FY2022 Incr(Decr) for Continuation + FY2022 Expansion/Reduction of Existing Activities + FY2022 New Activities.

PROGRAM DECISION UNITS

University of Southern Mississippi

1 - Instruction

Name of Agency

Program Name

	A	B	C	D	E	F		
EXPENDITURES	FY 2021 Appropriated	Escalations By DFA	Non-Recurring Items	Restore FY 2020	Total Funding Change	FY 2022 Total Request		
SALARIES	73,077,598			548,482	548,482	73,626,080		
GENERAL	23,948,982			548,482	548,482	24,497,464		
ST. SUP. SPECIAL	4,567,820					4,567,820		
FEDERAL								
OTHER	44,560,796					44,560,796		
TRAVEL	494,525					494,525		
GENERAL	161,844					161,844		
ST. SUP. SPECIAL	30,869					30,869		
FEDERAL								
OTHER	301,812					301,812		
CONTRACTUAL	1,554,599					1,554,599		
GENERAL	508,777					508,777		
ST. SUP. SPECIAL	97,040					97,040		
FEDERAL								
OTHER	948,782					948,782		
COMMODITIES	824,505					824,505		
GENERAL	269,837					269,837		
ST. SUP. SPECIAL	51,466					51,466		
FEDERAL								
OTHER	503,202					503,202		
CAPTITAL-OTE								
GENERAL								
ST. SUP. SPECIAL								
FEDERAL								
OTHER								
EQUIPMENT	155,781					155,781		
GENERAL	50,983					50,983		
ST. SUP. SPECIAL	9,724					9,724		
FEDERAL								
OTHER	95,074					95,074		
VEHICLES								
GENERAL								
ST. SUP. SPECIAL								
FEDERAL								
OTHER								
WIRELESS DEV								
GENERAL								
ST. SUP. SPECIAL								
FEDERAL								
OTHER								
SUBSIDIES	1,989,953					1,989,953		
GENERAL	716,710					716,710		
ST. SUP. SPECIAL	136,699					136,699		
FEDERAL								
OTHER	1,136,544					1,136,544		
TOTAL	78,096,961			548,482	548,482	78,645,443		

FUNDING

GENERAL FUNDS	25,657,133			548,482	548,482	26,205,615		
ST. SUP. SPCL FUNDS	4,893,618					4,893,618		
FEDERAL FUNDS								
OTHER SP. FUNDS	47,546,210					47,546,210		
TOTAL	78,096,961			548,482	548,482	78,645,443		

POSITIONS

GENERAL FTE	343.00					343.00		
ST. SUP. SPCL. FTE	65.00					65.00		
FEDERAL FTE								
OTHER SP. FTE	640.00					640.00		
TOTAL	1,048.00					1,048.00		

PRIORITY LEVEL :

				1				
--	--	--	--	---	--	--	--	--

PROGRAM DECISION UNITS

University of Southern Mississippi

2 - Research

Name of Agency

Program Name

	A	B	C	D	E	F		
EXPENDITURES	FY 2021 Appropriated	Escalations By DFA	Non-Recurring Items	Restore FY 2020	Total Funding Change	FY 2022 Total Request		
SALARIES	6,622,484					6,622,484		
GENERAL	2,167,354					2,167,354		
ST. SUP. SPECIAL	413,382					413,382		
FEDERAL								
OTHER	4,041,748					4,041,748		
TRAVEL	17,400					17,400		
GENERAL	5,695					5,695		
ST. SUP.SPECIAL	1,086					1,086		
FEDERAL								
OTHER	10,619					10,619		
CONTRACTUAL	72,872			300,000	300,000	372,872		
GENERAL	23,849			300,000	300,000	323,849		
ST. SUP. SPECIAL	4,549					4,549		
FEDERAL								
OTHER	44,474					44,474		
COMMODITIES	38,291					38,291		
GENERAL	12,532					12,532		
ST. SUP. SPECIAL	2,390					2,390		
FEDERAL								
OTHER	23,369					23,369		
CAPTITAL-OTE								
GENERAL								
ST. SUP. SPECIAL								
FEDERAL								
OTHER								
EQUIPMENT								
GENERAL								
ST. SUP. SPECIAL								
FEDERAL								
OTHER								
VEHICLES								
GENERAL								
ST. SUP. SPECIAL								
FEDERAL								
OTHER								
WIRELESS DEV								
GENERAL								
ST. SUP. SPECIAL								
FEDERAL								
OTHER								
SUBSIDIES								
GENERAL								
ST. SUP. SPECIAL								
FEDERAL								
OTHER								
TOTAL	6,751,047			300,000	300,000	7,051,047		

FUNDING

GENERAL FUNDS	2,209,430			300,000	300,000	2,509,430		
ST. SUP. SPCL FUNDS	421,407					421,407		
FEDERAL FUNDS								
OTHER SP. FUNDS	4,120,210					4,120,210		
TOTAL	6,751,047			300,000	300,000	7,051,047		

POSITIONS

GENERAL FTE	32.00					32.00		
ST. SUP. SPCL. FTE	6.00					6.00		
FEDERAL FTE								
OTHER SP. FTE	60.00					60.00		
TOTAL	98.00					98.00		

PRIORITY LEVEL :

				1				
--	--	--	--	---	--	--	--	--

PROGRAM DECISION UNITS

University of Southern Mississippi

3 - Public Service

Name of Agency

Program Name

	A	B	C	D	E			
EXPENDITURES	FY 2021 Appropriated	Escalations By DFA	Non-Recurring Items	Total Funding Change	FY 2022 Total Request			
SALARIES	669,106				669,106			
GENERAL	219,045				219,045			
ST. SUP. SPECIAL	41,779				41,779			
FEDERAL								
OTHER	408,282				408,282			
TRAVEL	4,500				4,500			
GENERAL	1,473				1,473			
ST. SUP. SPECIAL	281				281			
FEDERAL								
OTHER	2,746				2,746			
CONTRACTUAL	6,100				6,100			
GENERAL	1,996				1,996			
ST. SUP. SPECIAL	381				381			
FEDERAL								
OTHER	3,723				3,723			
COMMODITIES	4,332				4,332			
GENERAL	1,418				1,418			
ST. SUP. SPECIAL	270				270			
FEDERAL								
OTHER	2,644				2,644			
CAPTITAL-OTE								
GENERAL								
ST. SUP. SPECIAL								
FEDERAL								
OTHER								
EQUIPMENT								
GENERAL								
ST. SUP. SPECIAL								
FEDERAL								
OTHER								
VEHICLES								
GENERAL								
ST. SUP. SPECIAL								
FEDERAL								
OTHER								
WIRELESS DEV								
GENERAL								
ST. SUP. SPECIAL								
FEDERAL								
OTHER								
SUBSIDIES								
GENERAL								
ST. SUP. SPECIAL								
FEDERAL								
OTHER								
TOTAL	684,038				684,038			

FUNDING

GENERAL FUNDS	223,932				223,932			
ST. SUP. SPCL FUNDS	42,711				42,711			
FEDERAL FUNDS								
OTHER SP. FUNDS	417,395				417,395			
TOTAL	684,038				684,038			

POSITIONS

GENERAL FTE	5.00				5.00			
ST. SUP. SPCL. FTE	1.00				1.00			
FEDERAL FTE								
OTHER SP. FTE	8.00				8.00			
TOTAL	14.00				14.00			

PRIORITY LEVEL :

--	--	--	--	--	--	--	--	--

PROGRAM DECISION UNITS

University of Southern Mississippi

4 - Academic Support

Name of Agency

Program Name

	A	B	C	D	E			
EXPENDITURES	FY 2021 Appropriated	Escalations By DFA	Non-Recurring Items	Total Funding Change	FY 2022 Total Request			
SALARIES	14,866,974				14,866,974			
GENERAL	4,865,545				4,865,545			
ST. SUP. SPECIAL	928,012				928,012			
FEDERAL								
OTHER	9,073,417				9,073,417			
TRAVEL	154,874				154,874			
GENERAL	50,686				50,686			
ST. SUP. SPECIAL	9,667				9,667			
FEDERAL								
OTHER	94,521				94,521			
CONTRACTUAL	3,922,622				3,922,622			
GENERAL	1,283,765				1,283,765			
ST. SUP. SPECIAL	244,854				244,854			
FEDERAL								
OTHER	2,394,003				2,394,003			
COMMODITIES	562,538				562,538			
GENERAL	184,103				184,103			
ST. SUP. SPECIAL	35,114				35,114			
FEDERAL								
OTHER	343,321				343,321			
CAPTITAL-OTE	122,887				122,887			
GENERAL	40,217				40,217			
ST. SUP. SPECIAL	7,671				7,671			
FEDERAL								
OTHER	74,999				74,999			
EQUIPMENT	228,469				228,469			
GENERAL	74,772				74,772			
ST. SUP. SPECIAL	14,261				14,261			
FEDERAL								
OTHER	139,436				139,436			
VEHICLES								
GENERAL								
ST. SUP. SPECIAL								
FEDERAL								
OTHER								
WIRELESS DEV								
GENERAL								
ST. SUP. SPECIAL								
FEDERAL								
OTHER								
SUBSIDIES	7,583,052		(7,320,384)	(7,320,384)	262,668			
GENERAL	85,964				85,964			
ST. SUP. SPECIAL	16,396				16,396			
FEDERAL								
OTHER	7,480,692		(7,320,384)	(7,320,384)	160,308			
TOTAL	27,441,416		(7,320,384)	(7,320,384)	20,121,032			

FUNDING

GENERAL FUNDS	6,585,052				6,585,052			
ST. SUP. SPCL FUNDS	1,255,975				1,255,975			
FEDERAL FUNDS								
OTHER SP. FUNDS	19,600,389		(7,320,384)	(7,320,384)	12,280,005			
TOTAL	27,441,416		(7,320,384)	(7,320,384)	20,121,032			

POSITIONS

GENERAL FTE	81.00				81.00			
ST. SUP. SPCL. FTE	15.00				15.00			
FEDERAL FTE								
OTHER SP. FTE	151.00				151.00			
TOTAL	247.00				247.00			

PRIORITY LEVEL :

--	--	--	--	--	--	--	--	--

PROGRAM DECISION UNITS

University of Southern Mississippi

5 - Student Services

Name of Agency

Program Name

	A	B	C	D	E	F		
EXPENDITURES	FY 2021 Appropriated	Escalations By DFA	Non-Recurring Items	Restore FY 2020	Total Funding Change	FY 2022 Total Request		
SALARIES	7,569,553			250,000	250,000	7,819,553		
GENERAL	2,477,303			250,000	250,000	2,727,303		
ST. SUP. SPECIAL	472,499					472,499		
FEDERAL								
OTHER	4,619,751					4,619,751		
TRAVEL	147,969					147,969		
GENERAL	48,426					48,426		
ST. SUP. SPECIAL	9,236					9,236		
FEDERAL								
OTHER	90,307					90,307		
CONTRACTUAL	1,229,815					1,229,815		
GENERAL	402,484					402,484		
ST. SUP. SPECIAL	76,766					76,766		
FEDERAL								
OTHER	750,565					750,565		
COMMODITIES	442,249					442,249		
GENERAL	144,736					144,736		
ST. SUP. SPECIAL	27,606					27,606		
FEDERAL								
OTHER	269,907					269,907		
CAPTITAL-OTE								
GENERAL								
ST. SUP. SPECIAL								
FEDERAL								
OTHER								
EQUIPMENT								
GENERAL								
ST. SUP. SPECIAL								
FEDERAL								
OTHER								
VEHICLES								
GENERAL								
ST. SUP. SPECIAL								
FEDERAL								
OTHER								
WIRELESS DEV								
GENERAL								
ST. SUP. SPECIAL								
FEDERAL								
OTHER								
SUBSIDIES	3,023,329					3,023,329		
GENERAL	989,451					989,451		
ST. SUP. SPECIAL	188,719					188,719		
FEDERAL								
OTHER	1,845,159					1,845,159		
TOTAL	12,412,915			250,000	250,000	12,662,915		

FUNDING

GENERAL FUNDS	4,062,400			250,000	250,000	4,312,400		
ST. SUP. SPCL FUNDS	774,826					774,826		
FEDERAL FUNDS								
OTHER SP. FUNDS	7,575,689					7,575,689		
TOTAL	12,412,915			250,000	250,000	12,662,915		

POSITIONS

GENERAL FTE	44.00					44.00		
ST. SUP. SPCL. FTE	8.00					8.00		
FEDERAL FTE								
OTHER SP. FTE	82.00					82.00		
TOTAL	134.00					134.00		

PRIORITY LEVEL :

				1				
--	--	--	--	---	--	--	--	--

PROGRAM DECISION UNITS

University of Southern Mississippi

6 - Institutional Support

Name of Agency

Program Name

	A	B	C	D	E	F		
EXPENDITURES	FY 2021 Appropriated	Escalations By DFA	Non-Recurring Items	Restore FY 2020	Total Funding Change	FY 2022 Total Request		
SALARIES	17,346,521					17,346,521		
GENERAL	5,677,031					5,677,031		
ST. SUP. SPECIAL	1,082,787					1,082,787		
FEDERAL								
OTHER	10,586,703					10,586,703		
TRAVEL	169,336					169,336		
GENERAL	55,419					55,419		
ST. SUP. SPECIAL	10,570					10,570		
FEDERAL								
OTHER	103,347					103,347		
CONTRACTUAL	3,861,678			200,000	200,000	4,061,678		
GENERAL	1,263,819			200,000	200,000	1,463,819		
ST. SUP. SPECIAL	241,050					241,050		
FEDERAL								
OTHER	2,356,809					2,356,809		
COMMODITIES	320,642					320,642		
GENERAL	104,936					104,936		
ST. SUP. SPECIAL	20,016					20,016		
FEDERAL								
OTHER	195,690					195,690		
CAPTITAL-OTE								
GENERAL								
ST. SUP. SPECIAL								
FEDERAL								
OTHER								
EQUIPMENT	72,363					72,363		
GENERAL	23,682					23,682		
ST. SUP. SPECIAL	4,517					4,517		
FEDERAL								
OTHER	44,164					44,164		
VEHICLES								
GENERAL								
ST. SUP. SPECIAL								
FEDERAL								
OTHER								
WIRELESS DEV								
GENERAL								
ST. SUP. SPECIAL								
FEDERAL								
OTHER								
SUBSIDIES	(152,998)					(152,998)		
GENERAL	(50,071)					(50,071)		
ST. SUP. SPECIAL	(9,550)					(9,550)		
FEDERAL								
OTHER	(93,377)					(93,377)		
TOTAL	21,617,542			200,000	200,000	21,817,542		

FUNDING

GENERAL FUNDS	7,074,816			200,000	200,000	7,274,816		
ST. SUP. SPCL FUNDS	1,349,390					1,349,390		
FEDERAL FUNDS								
OTHER SP. FUNDS	13,193,336					13,193,336		
TOTAL	21,617,542			200,000	200,000	21,817,542		

POSITIONS

GENERAL FTE	65.00					65.00		
ST. SUP. SPCL. FTE	12.00					12.00		
FEDERAL FTE								
OTHER SP. FTE	121.00					121.00		
TOTAL	198.00					198.00		

PRIORITY LEVEL :

				1				
--	--	--	--	---	--	--	--	--

PROGRAM DECISION UNITS

University of Southern Mississippi

7 - Operation & Maintenance

Name of Agency

Program Name

	A	B	C	D	E	F		
EXPENDITURES	FY 2021 Appropriated	Escalations By DFA	Non-Recurring Items	Capital Renewal	Total Funding Change	FY 2022 Total Request		
SALARIES	8,454,934					8,454,934		
GENERAL	2,767,064					2,767,064		
ST. SUP. SPECIAL	527,766					527,766		
FEDERAL								
OTHER	5,160,104					5,160,104		
TRAVEL	16,000					16,000		
GENERAL	5,236					5,236		
ST. SUP. SPECIAL	999					999		
FEDERAL								
OTHER	9,765					9,765		
CONTRACTUAL	8,195,332					8,195,332		
GENERAL	2,682,103					2,682,103		
ST. SUP. SPECIAL	511,561					511,561		
FEDERAL								
OTHER	5,001,668					5,001,668		
COMMODITIES	977,858					977,858		
GENERAL	320,026					320,026		
ST. SUP. SPECIAL	61,039					61,039		
FEDERAL								
OTHER	596,793					596,793		
CAPTITAL-OTE								
GENERAL								
ST. SUP. SPECIAL								
FEDERAL								
OTHER								
EQUIPMENT	191,973					191,973		
GENERAL	62,827					62,827		
ST. SUP. SPECIAL	11,983					11,983		
FEDERAL								
OTHER	117,163					117,163		
VEHICLES								
GENERAL								
ST. SUP. SPECIAL								
FEDERAL								
OTHER								
WIRELESS DEV								
GENERAL								
ST. SUP. SPECIAL								
FEDERAL								
OTHER								
SUBSIDIES	628,402			2,000,000	2,000,000	2,628,402		
GENERAL	205,658					205,658		
ST. SUP. SPECIAL	39,225			2,000,000	2,000,000	2,039,225		
FEDERAL								
OTHER	383,519					383,519		
TOTAL	18,464,499			2,000,000	2,000,000	20,464,499		

FUNDING

GENERAL FUNDS	6,042,914					6,042,914		
ST. SUP. SPCL FUNDS	1,152,573			2,000,000	2,000,000	3,152,573		
FEDERAL FUNDS								
OTHER SP. FUNDS	11,269,012					11,269,012		
TOTAL	18,464,499			2,000,000	2,000,000	20,464,499		

POSITIONS

GENERAL FTE	60.00					60.00		
ST. SUP. SPCL. FTE	11.00					11.00		
FEDERAL FTE								
OTHER SP. FTE	111.00					111.00		
TOTAL	182.00					182.00		

PRIORITY LEVEL :

				1				
--	--	--	--	---	--	--	--	--

PROGRAM DECISION UNITS

University of Southern Mississippi

8 - Scholarship & Fellowships

Name of Agency

Program Name

	A	B	C	D	E	F		
EXPENDITURES	FY 2021 Appropriated	Escalations By DFA	Non-Recurring Items	Restore FY 2020	Total Funding Change	FY 2022 Total Request		
SALARIES								
GENERAL								
ST. SUP. SPECIAL								
FEDERAL								
OTHER								
TRAVEL								
GENERAL								
ST. SUP. SPECIAL								
FEDERAL								
OTHER								
CONTRACTUAL	21,283,592			400,000	400,000	21,683,592		
GENERAL	6,965,525			400,000	400,000	7,365,525		
ST. SUP. SPECIAL	1,328,543					1,328,543		
FEDERAL								
OTHER	12,989,524					12,989,524		
COMMODITIES								
GENERAL								
ST. SUP. SPECIAL								
FEDERAL								
OTHER								
CAPTITAL-OTE								
GENERAL								
ST. SUP. SPECIAL								
FEDERAL								
OTHER								
EQUIPMENT								
GENERAL								
ST. SUP. SPECIAL								
FEDERAL								
OTHER								
VEHICLES								
GENERAL								
ST. SUP. SPECIAL								
FEDERAL								
OTHER								
WIRELESS DEV								
GENERAL								
ST. SUP. SPECIAL								
FEDERAL								
OTHER								
SUBSIDIES								
GENERAL								
ST. SUP. SPECIAL								
FEDERAL								
OTHER								
TOTAL	21,283,592			400,000	400,000	21,683,592		

FUNDING

GENERAL FUNDS	6,965,525			400,000	400,000	7,365,525		
ST. SUP. SPCL FUNDS	1,328,543					1,328,543		
FEDERAL FUNDS								
OTHER SP. FUNDS	12,989,524					12,989,524		
TOTAL	21,283,592			400,000	400,000	21,683,592		

POSITIONS

GENERAL FTE								
ST. SUP. SPCL. FTE								
FEDERAL FTE								
OTHER SP. FTE								
TOTAL								

PRIORITY LEVEL :

				1				
--	--	--	--	---	--	--	--	--

PROGRAM DECISION UNITS

University of Southern Mississippi

9 - Mandatory Transfers

Name of Agency

Program Name

	A	B	C	D	E			
EXPENDITURES	FY 2021 Appropriated	Escalations By DFA	Non-Recurring Items	Total Funding Change	FY 2022 Total Request			
SALARIES								
GENERAL								
ST. SUP. SPECIAL								
FEDERAL								
OTHER								
TRAVEL								
GENERAL								
ST. SUP. SPECIAL								
FEDERAL								
OTHER								
CONTRACTUAL								
GENERAL								
ST. SUP. SPECIAL								
FEDERAL								
OTHER								
COMMODITIES								
GENERAL								
ST. SUP. SPECIAL								
FEDERAL								
OTHER								
CAPTITAL-OTE								
GENERAL								
ST. SUP. SPECIAL								
FEDERAL								
OTHER								
EQUIPMENT								
GENERAL								
ST. SUP. SPECIAL								
FEDERAL								
OTHER								
VEHICLES								
GENERAL								
ST. SUP. SPECIAL								
FEDERAL								
OTHER								
WIRELESS DEV								
GENERAL								
ST. SUP. SPECIAL								
FEDERAL								
OTHER								
SUBSIDIES								
GENERAL								
ST. SUP. SPECIAL								
FEDERAL								
OTHER								
TOTAL								

FUNDING

GENERAL FUNDS								
ST. SUP. SPCL FUNDS								
FEDERAL FUNDS								
OTHER SP. FUNDS								
TOTAL								

POSITIONS

GENERAL FTE								
ST. SUP. SPCL. FTE								
FEDERAL FTE								
OTHER SP. FTE								
TOTAL								

PRIORITY LEVEL :

--	--	--	--	--	--	--	--	--

PROGRAM DECISION UNITS

University of Southern Mississippi

10 - Non-Mandatory Transfers

Name of Agency

Program Name

	A	B	C	D	E			
EXPENDITURES	FY 2021 Appropriated	Escalations By DFA	Non-Recurring Items	Total Funding Change	FY 2022 Total Request			
SALARIES								
GENERAL								
ST. SUP. SPECIAL								
FEDERAL								
OTHER								
TRAVEL								
GENERAL								
ST. SUP. SPECIAL								
FEDERAL								
OTHER								
CONTRACTUAL								
GENERAL								
ST. SUP. SPECIAL								
FEDERAL								
OTHER								
COMMODITIES								
GENERAL								
ST. SUP. SPECIAL								
FEDERAL								
OTHER								
CAPTITAL-OTE								
GENERAL								
ST. SUP. SPECIAL								
FEDERAL								
OTHER								
EQUIPMENT								
GENERAL								
ST. SUP. SPECIAL								
FEDERAL								
OTHER								
VEHICLES								
GENERAL								
ST. SUP. SPECIAL								
FEDERAL								
OTHER								
WIRELESS DEV								
GENERAL								
ST. SUP. SPECIAL								
FEDERAL								
OTHER								
SUBSIDIES								
GENERAL								
ST. SUP. SPECIAL								
FEDERAL								
OTHER								
TOTAL								

FUNDING

GENERAL FUNDS								
ST. SUP. SPCL FUNDS								
FEDERAL FUNDS								
OTHER SP. FUNDS								
TOTAL								

POSITIONS

GENERAL FTE								
ST. SUP. SPCL. FTE								
FEDERAL FTE								
OTHER SP. FTE								
TOTAL								

PRIORITY LEVEL :

--	--	--	--	--	--	--	--	--

PROGRAM NARRATIVE

Program Data Collected in Accordance with the Mississippi Performance Budget and Strategic Planning Act of 1994
(To Accompany Form MBR-1-03)

University of Southern Mississippi

1 - Instruction

Name of Agency

Program Name

I. Program Description:

This program is comprised of all expenditures related to the institution's teaching activities, including credit and non-credit courses for academic, occupational, and professional instruction. Department research and public service activities which are not budgeted separately as well as departmental chairpersons are also included.

II. Program Objective:

The overall objective of the instruction program is to provide credit and non-credit academic and academic-support courses and activities geared toward ensuring that the best possible quality programs of study are provided consistent with the requirements of appropriate accrediting agencies and/or learned societies.

III. Current program activities as supported by the funding in Columns 6-15 (FY 2021 & FY 2022 Increase/Decrease for continuations) of MBR-1-03 and designated Budget Unit Decisions columns of MBR-1-03-A:

(D) Restore FY 2020:

Restoration of funding to FY 2020 level.

PROGRAM NARRATIVE

Program Data Collected in Accordance with the Mississippi Performance Budget and Strategic Planning Act of 1994
(To Accompany Form MBR-1-03)

University of Southern Mississippi

2 - Research

Name of Agency

Program Name

I. Program Description:

This program includes all expenditures for activities specifically organized to produce research outcomes, whether funded internally or from outside sources, whether performed by individuals or research centers, and budgeted separately.

II. Program Objective:

To provide basic research in those disciplines in which the University offers a major so that our faculty can stay up to date and vibrant in their classrooms. In addition, every attempt is made to advance the frontiers of learning.

III. Current program activities as supported by the funding in Columns 6-15 (FY 2021 & FY 2022 Increase/Decrease for continuations) of MBR-1-03 and designated Budget Unit Decisions columns of MBR-1-03-A:

(D) Restore FY 2020:

Restoration of funding to FY 2020 level.

PROGRAM NARRATIVE

Program Data Collected in Accordance with the Mississippi Performance Budget and Strategic Planning Act of 1994
(To Accompany Form MBR-1-03)

University of Southern Mississippi

3 - Public Service

Name of Agency

Program Name

I. Program Description:

This program includes funds expended for activities that are established primarily to provide non-institutional services beneficial to individuals and groups external to the institution. These activities include community service programs, cooperative extension services, conferences, institutes, general advisory services, reference bureaus, radio and tv, consulting and similar non-instructional services to particular sectors of the community.

II. Program Objective:

The Public Services Program provides non-instructional services beneficial to individuals and groups that are external to the University. Among these activities are publications, consulting, general advisory services and reference bureaus.

PROGRAM NARRATIVE

Program Data Collected in Accordance with the Mississippi Performance Budget and Strategic Planning Act of 1994
(To Accompany Form MBR-1-03)

University of Southern Mississippi

4 - Academic Support

Name of Agency

Program Name

I. Program Description:

This program includes funds expended primarily to provide support services for the institution's primary missions of instruction, research, and public service. It includes (1) libraries, museums, galleries; (2) services that directly assist the academic functions of the institution, such as demonstration schools; (3) media ; (4) computing support; (5) academic administration and personnel development providing administration support and management direction.

II. Program Objective:

The basic objective of the Academic Support Program is to provide support for the Institution's primary mission --instruction, research and public service. It includes: (1) retention, preservation and display of education materials, (2) provision of services that directly assist the academic functions of the institution, (3) media such as audiovisual services and technology such as computing support.

III. Current program activities as supported by the funding in Columns 6-15 (FY 2021 & FY 2022 Increase/Decrease for continuations) of MBR-1-03 and designated Budget Unit Decisions columns of MBR-1-03-A:

(C) Non-Recurring:

COVID 19 CARES ACT FUNDS

PROGRAM NARRATIVE

Program Data Collected in Accordance with the Mississippi Performance Budget and Strategic Planning Act of 1994
(To Accompany Form MBR-1-03)

University of Southern Mississippi

5 - Student Services

Name of Agency

Program Name

I. Program Description:

This program includes funds expended for offices of Admissions and Registrar and those activities whose primary purpose is to contribute to the student's development outside the formal instruction program. It includes expenditures for student activities, cultural events, student newspaper, intramural athletics, student organizations, supplemental remedial instruction, counseling and career guidance, student aid administration, and student health service.

II. Program Objective:

Student Services covers the offices of Admissions and Registrar and those activities whose primary function is to contribute to the student's emotional and physical well-being and to his/her intellectual, cultural and social development outside the context of the formal instruction program. It includes counseling and career guidance.

III. Current program activities as supported by the funding in Columns 6-15 (FY 2021 & FY 2022 Increase/Decrease for continuations) of MBR-1-03 and designated Budget Unit Decisions columns of MBR-1-03-A:

(D) Restore FY 2020:

Restoration of funding to FY 2020 level.

PROGRAM NARRATIVE

Program Data Collected in Accordance with the Mississippi Performance Budget and Strategic Planning Act of 1994
(To Accompany Form MBR-1-03)

University of Southern Mississippi

6 - Institutional Support

Name of Agency

Program Name

I. Program Description:

This program includes expenditures for: (1) central executive level activities concerned with management and long-range planning of the entire institution, such as governing board, planning and programming, and legal services; (2) fiscal operations, including the investment office; (3) administrative data processing; (4) space management (5) employee personnel and records.

II. Program Objective:

Institutional support includes: (1) central executive activities concerned with management and long-range planning of the entire institution; (2) fiscal operations; (3) administrative data processing; (4) space management (5) employee personnel and records ; (6) general administrative expenses; (7) logistical activities that provide procurement, store rooms, safety and security to the institution.

III. Current program activities as supported by the funding in Columns 6-15 (FY 2021 & FY 2022 Increase/Decrease for continuations) of MBR-1-03 and designated Budget Unit Decisions columns of MBR-1-03-A:

(D) Restore FY 2020:

Restoration of funding to FY 2020 level.

PROGRAM NARRATIVE

Program Data Collected in Accordance with the Mississippi Performance Budget and Strategic Planning Act of 1994
(To Accompany Form MBR-1-03)

University of Southern Mississippi

7 - Operation & Maintenance

Name of Agency

Program Name

I. Program Description:

This program includes all expenditures of current operating funds for the operation and maintenance of physical plant. It includes all expenditures for operations established to provide services and maintenance related to grounds and facilities, including utilities, fire protection, property insurance and similar items.

II. Program Objective:

The operation and maintenance activities include providing janitorial and maintenance services, utility service, and fire protection for the entire campus. These services are essential for building, equipment, and other facilities to be in useful condition for the faculty, staff and students.

III. Current program activities as supported by the funding in Columns 6-15 (FY 2021 & FY 2022 Increase/Decrease for continuations) of MBR-1-03 and designated Budget Unit Decisions columns of MBR-1-03-A:

(D) Capital Renewal:

Renewal of FY 2020 capital expense funding.

PROGRAM NARRATIVE

Program Data Collected in Accordance with the Mississippi Performance Budget and Strategic Planning Act of 1994
(To Accompany Form MBR-1-03)

University of Southern Mississippi

8 - Scholarship & Fellowships

Name of Agency

Program Name

I. Program Description:

This program includes expenditures for scholarships and fellowships in the form of outright grants to students selected by the institution and financed with current funds, restricted or unrestricted, including trainee stipends, prizes, and rewards.

II. Program Objective:

This program involves providing grants to students (either from selection by the institution or from an entitlement program). It also includes trainer stipends, prizes and awards, except trainer stipends awarded to individuals who are not enrolled in formal course work.

III. Current program activities as supported by the funding in Columns 6-15 (FY 2021 & FY 2022 Increase/Decrease for continuations) of MBR-1-03 and designated Budget Unit Decisions columns of MBR-1-03-A:

(D) Restore FY 2020:

Restoration of funding to FY 2020 level.

PROGRAM NARRATIVE

Program Data Collected in Accordance with the Mississippi Performance Budget and Strategic Planning Act of 1994
(To Accompany Form MBR-1-03)

University of Southern Mississippi

9 - Mandatory Transfers

Name of Agency

Program Name

I. Program Description:

This program includes transfers from the Current Funds group to other fund groups arising out of (1) binding legal agreements related to the financing of the educational plant, such as amounts for debt retirements, interest, and required provisions for renewals and replacements of plant, not financed from other sources, and (2) grant agreements with agencies of the Federal government, donors, and other organizations to match gifts and grants to loan and other funds.

II. Program Objective:

Mandatory Transfers are those which are required by external binding contracts.

PROGRAM NARRATIVE

Program Data Collected in Accordance with the Mississippi Performance Budget and Strategic Planning Act of 1994
(To Accompany Form MBR-1-03)

University of Southern Mississippi

10 - Non-Mandatory Transfers

Name of Agency

Program Name

I. Program Description:

This program includes those transfers from the Current Funds group to other fund groups made at the discretion of the governing board to serve a variety of objectives, such as additions to loan funds, additions to quasi-endowment funds, general or specific plant additions, voluntary renewals and replacements of plants and repayments on debt principal.

II. Program Objective:

Non-Mandatory Transfers are those which are required to support activities for which legally binding agreements do not exist.

Elements of Quality Program Design

For the Evaluation of Requests to Fund New Programs or New Activity in an Existing Program
(To Accompany Form MBR-1-03A)

PROGRAM PERFORMANCE MEASURES

Program Data Collected in Accordance with the Mississippi Performance Budget and Strategic Planning Act of 1994

University of Southern Mississippi (268-00)

1 - Instruction

Name of Agency

PROGRAM NAME

PROGRAM OUTPUTS: (This is the measure of the process necessary to carry on the goals and objectives of this program. This is the volume produced, i.e., how many people served, how many documents generated.)

	FY 2020 APPRO	FY 2020 ACTUAL	FY 2021 ESTIMATED	FY 2022 PROJECTED
1 Average ACT score of entering freshmen.	23.50	23.80	23.80	23.80
2 Number of degrees awarded to adult learners who enter college for the first time at age 23 or older.	240.00	252.00	252.00	252.00
3 Percentage of degrees awarded in 4 years to adult learners who enter college for the first time age 23 or older	14.20	17.50	17.50	17.50
4 Percentage of degrees awarded in 6 years to adult learners who enter college for the first time age 23 or older.	16.30	23.00	23.00	23.00
5 Percentage of degrees awarded in 8 years to adult learners who enter college for the first time age 23 or older.	16.30	23.00	23.00	23.00
6 Number of graduate degrees awarded.	4,592.00	4,687.00	4,592.00	4,592.00
7 Number of entering students who are enrolled in intermediate (remedial) courses during their first year.	3,306.00	3,164.00	3,164.00	3,164.00
8 Percentage of entering students who are enrolled in intermediate (remedial) courses during their first year.	28.40	27.80	27.80	27.80
9 Number of entering students who are enrolled in intermediate (remedial) courses during their first year, broken out by math only.	1,593.00	1,518.00	1,518.00	1,518.00
10 Percentage of entering students who are enrolled in intermediate (remedial) courses during their first year, broken out by math only.	13.70	13.30	13.30	13.30
11 Number of entering students who are enrolled in intermediate (remedial) courses during their first year, broken out by English/reading only.	809.00	837.00	837.00	837.00
12 Percentage of entering students who are enrolled in intermediate (remedial) courses during their first year, broken out by English/reading only.	6.90	7.40	7.40	7.40
13 Number of entering students who are enrolled in intermediate (remedial) courses during their first year, in both math and English/reading simultaneously.	905.00	809.00	809.00	809.00
14 Percentage of entering students who are enrolled in intermediate (remedial) courses during their first year, in both math and English/reading simultaneously.	7.80	7.10	7.10	7.10
15 Number of graduate degrees awarded in science, technology, engineering, and math.	834.00	921.00	921.00	921.00
16 Percentage of graduate degrees awarded in science, technology, engineering, and math.	21.50	23.20	23.20	23.20

PROGRAM EFFICIENCIES: (This is the measure of the cost, unit cost or productivity associated with a given outcome or output. This measure indicates linkage between services and funding, i.e., cost per investigation, cost per student or number of days to complete investigation.)

	FY 2020 APPRO	FY 2020 ACTUAL	FY 2021 ESTIMATED	FY 2022 PROJECTED
1 Percentage of fall intermediate (remedial) math students completing the (remedial math) course within two years.	74.50	84.10	84.10	84.10
2 Percentage of fall intermediate (remedial) English/reading students completing the (remedial English/reading) course within 2 years.	77.50	88.70	88.70	88.70
3 First-year retention rate (from fall to fall) for entering full-time freshmen.	76.70	76.20	76.20	76.20

PROGRAM PERFORMANCE MEASURES

Program Data Collected in Accordance with the Mississippi Performance Budget and Strategic Planning Act of 1994

University of Southern Mississippi (268-00)	1 - Instruction			
Name of Agency	PROGRAM NAME			
4 Percentage of full-time students completing 24 credit hours within one academic year.	76.10	77.90	77.90	77.90
5 Percentage of part-time students completing 12 credit hours within one academic year.	40.30	43.70	43.70	43.70
6 Number of undergraduate degrees awarded per 100 undergraduate full-time equivalent (FTE) enrollment.	20.10	22.40	20.10	20.10
7 Student graduation rates (first-time freshmen cohort students graduating within 4 years).	27.60	29.00	29.00	29.00
8 Student graduation rates (first-time freshmen cohort students graduating within 6 years).	52.40	52.10	52.10	52.10
9 Student graduation rates (first-time freshmen cohort students graduating within 8 years).	55.20	54.60	54.60	54.60
10 Percentage of Mississippi median family income required to cover tuition and fees at Mississippi public four-year higher educational institutions (ACS Median Household Income \$43,567).	37.80	37.60	37.60	37.60
11 Dollars spent on remedial coursework.	1,935,031.00	1,513,020.00	1,513,020.00	1,513,020.00
12 Percentage of teaching faculty with terminal degrees (doctorate and first professional degrees).	79.20	79.20	79.20	79.20
13 Percentage of enrolled graduate students who complete graduate degree.	60.40	56.40	56.40	56.40
14 Total state expenditures per total FTE student.	15,275.00	16,088.00	16,088.00	16,088.00
15 Number of graduate degrees awarded per 100 graduate FTE enrollment.	44.20	43.50	44.20	44.20
16 Number of students completing 30 hours.	13,915.00	14,839.00	13,915.00	13,915.00
17 Number of students completing 60 hours.	10,132.00	11,233.00	10,132.00	10,132.00

PROGRAM OUTCOMES: (This is the measure of the quality or effectiveness of the services provided by this program. This measure provides an assessment of the actual impact or public benefit of your agency's actions. This is the results produced, i.e., increased customer satisfaction by x% within a 12-month period, reduce the number of traffic fatalities due to drunk drivers within a 12-month period.

	FY 2020 APPRO	FY 2020 ACTUAL	FY 2021 ESTIMATED	FY 2022 PROJECTED
1 Percentage of state's population age 25 years and over with a bachelor's degree or higher.	21.30	21.80	21.80	21.80
2 Number of graduates in high-need disciplines (Science, technology, engineering, & math).	2,936.00	3,224.00	3,224.00	3,224.00
3 Number of graduates in high-need disciplines (Education).	936.00	1,007.00	1,007.00	1,007.00
4 Number of graduates in high-need disciplines (Health).	842.00	852.00	852.00	852.00
5 Number of graduates in high-need disciplines (Science, technology, engineering, math, education, and nursing combined).	4,495.00	5,083.00	4,714.00	4,714.00
6 Number of graduates in teaching from Mississippi public higher educational institutions.	821.00	856.00	856.00	856.00
7 Licensure exam pass rates for graduates with four year degrees (undergraduate Praxis).	62.50	65.60	65.60	65.60
8 Licensure exam pass rates for graduates with four year degrees (NCLEX-RN).	96.30	98.60	98.60	98.60
9 Licensure exam pass rates for graduates with four year degrees (other undergraduate licensure).	80.70	65.00	65.00	65.00
10 Licensure exam pass rates for graduates with four year degrees (All undergraduate licensure pass rates).	65.90	68.60	68.60	68.60

PROGRAM PERFORMANCE MEASURES

Program Data Collected in Accordance with the Mississippi Performance Budget and Strategic Planning Act of 1994

University of Southern Mississippi (268-00)		1 - Instruction			
Name of Agency		PROGRAM NAME			
11	Licensure exam pass rate for graduate school graduates (graduate Praxis).	69.50	85.50	85.50	85.50
12	Licensure exam pass rate for graduate school graduates (other licensure).	94.00	93.40	93.40	93.40
13	Licensure exam pass rate for graduate school graduates (All graduate licensure pass rates).	87.10	90.20	90.20	90.20
14	Number of undergraduate degrees awarded.	12,221.00	14,339.00	12,221.00	12,221.00
15	Number of degrees (Graduate & Undergraduate) awarded in the STEM Field.	2,936.00	3,224.00	3,224.00	3,224.00
16	Number of degrees (Graduate & Undergraduate) awarded in the Health Field.	842.00	852.00	852.00	852.00
17	Number of degrees (Graduate & Undergraduate) awarded in the Education Field.	936.00	1,007.00	1,007.00	1,007.00

PROGRAM PERFORMANCE MEASURES

Program Data Collected in Accordance with the Mississippi Performance Budget and Strategic Planning Act of 1994

University of Southern Mississippi (268-00)

2 - Research

Name of Agency

PROGRAM NAME

PROGRAM OUTPUTS: (This is the measure of the process necessary to carry on the goals and objectives of this program. This is the volume produced, i.e., how many people served, how many documents generated.)

	FY 2020 APPRO	FY 2020 ACTUAL	FY 2021 ESTIMATED	FY 2022 PROJECTED
1 Dollar value of total external research grants and contracts awarded to Mississippi public universities.	459,269,490.0 0	475,842,771.0 0	475,842,771.0 0	475,842,771.0 0
2 Percentage of external research grants and contracts awarded to Mississippi public universities from federal sources.	77.40	85.30	85.30	85.30

PROGRAM OUTCOMES: (This is the measure of the quality or effectiveness of the services provided by this program. This measure provides an assessment of the actual impact or public benefit of your agency's actions. This is the results produced, i.e., increased customer satisfaction by x% within a 12-month period, reduce the number of traffic fatalities due to drunk drivers within a 12-month period.)

	FY 2020 APPRO	FY 2020 ACTUAL	FY 2021 ESTIMATED	FY 2022 PROJECTED
1 Number of patents obtained by Mississippi public universities in emerging technologies.	25.00	8.00	25.00	25.00

PROGRAM 3% GENERAL FUND REDUCTION AND NARRATIVE EXPLANATION

University of Southern Mississippi (268-00)

	Fiscal Year 2021 Funding			FY 2021 GF PERCENT REDUCED
	Total Funds	Reduced Amount	Reduced Funding Amount	

Program Name: (1) Instruction				
General	25,657,133	(705,854)	24,951,279	(2.75%)
State Support Special	4,893,618		4,893,618	
Federal				
Other Special	47,546,210		47,546,210	
TOTAL	78,096,961	(705,854)	77,391,107	

Narrative Explanation:
 Since personnel services is the largest portion of the University's expenditures, this area would have to be decreased to meet the reduction. While every attempt would be made to ensure a quality education to our students, any reduction in funds would adversely impact enrollment at the University. Layoffs could possibly occur which would result in fewer course sections offered, reduction in library hours, reduction in services offered to students, as well as decreased recruitment and student success initiatives. Therefore, it is crucial that we are fully funded this fiscal year. The loss of state appropriations the past few years has vastly changed the composition of the University's core faculty and has also negatively impacted our long term strategic plan.

Program Name: (2) Research				
General	2,209,430		2,209,430	
State Support Special	421,407		421,407	
Federal				
Other Special	4,120,210		4,120,210	
TOTAL	6,751,047		6,751,047	

Narrative Explanation:

Program Name: (3) Public Service				
General	223,932		223,932	
State Support Special	42,711		42,711	
Federal				
Other Special	417,395		417,395	
TOTAL	684,038		684,038	

Narrative Explanation:

Program Name: (4) Academic Support				
General	6,585,052	(211,756)	6,373,296	(3.22%)
State Support Special	1,255,975		1,255,975	
Federal				
Other Special	19,600,389		19,600,389	
TOTAL	27,441,416	(211,756)	27,229,660	

Narrative Explanation:
 Since personnel services is the largest portion of the University's expenditures, this area would have to be decreased to meet the reduction. While every attempt would be made to ensure a quality education to our students, any reduction in funds would adversely impact enrollment at the University. Layoffs could possibly occur which would result in fewer course sections offered, reduction in library hours, reduction in services offered to students, as well as decreased recruitment and student success initiatives. Therefore, it is crucial that we are fully funded this fiscal year. The loss of state appropriations the past few years has vastly changed the composition of the University's core faculty and has also negatively impacted our long term strategic plan.

PROGRAM 3% GENERAL FUND REDUCTION AND NARRATIVE EXPLANATION

University of Southern Mississippi (268-00)

	Fiscal Year 2021 Funding			FY 2021 GF PERCENT REDUCED
	Total Funds	Reduced Amount	Reduced Funding Amount	

Program Name: (5) Student Services				
General	4,062,400	(264,695)	3,797,705	(6.52%)
State Support Special	774,826		774,826	
Federal				
Other Special	7,575,689		7,575,689	
TOTAL	12,412,915	(264,695)	12,148,220	

Narrative Explanation:

Since personnel services is the largest portion of the University's expenditures, this area would have to be decreased to meet the reduction. While every attempt would be made to ensure a quality education to our students, any reduction in funds would adversely impact enrollment at the University. Layoffs could possibly occur which would result in fewer course sections offered, reduction in library hours, reduction in services offered to students, as well as decreased recruitment and student success initiatives. Therefore, it is crucial that we are fully funded this fiscal year. The loss of state appropriations the past few years has vastly changed the composition of the University's core faculty and has also negatively impacted our long term strategic plan.

Program Name: (6) Institutional Support				
General	7,074,816	(352,928)	6,721,888	(4.99%)
State Support Special	1,349,390		1,349,390	
Federal				
Other Special	13,193,336		13,193,336	
TOTAL	21,617,542	(352,928)	21,264,614	

Narrative Explanation:

Since personnel services is the largest portion of the University's expenditures, this area would have to be decreased to meet the reduction. While every attempt would be made to ensure a quality education to our students, any reduction in funds would adversely impact enrollment at the University. Layoffs could possibly occur which would result in fewer course sections offered, reduction in library hours, reduction in services offered to students, as well as decreased recruitment and student success initiatives. Therefore, it is crucial that we are fully funded this fiscal year. The loss of state appropriations the past few years has vastly changed the composition of the University's core faculty and has also negatively impacted our long term strategic plan.

Program Name: (7) Operation & Maintenance				
General	6,042,914	(229,403)	5,813,511	(3.80%)
State Support Special	1,152,573		1,152,573	
Federal				
Other Special	11,269,012		11,269,012	
TOTAL	18,464,499	(229,403)	18,235,096	

Narrative Explanation:

Since personnel services is the largest portion of the University's expenditures, this area would have to be decreased to meet the reduction. While every attempt would be made to ensure a quality education to our students, any reduction in funds would adversely impact enrollment at the University. Layoffs could possibly occur which would result in fewer course sections offered, reduction in library hours, reduction in services offered to students, as well as decreased recruitment and student success initiatives. Therefore, it is crucial that we are fully funded this fiscal year. The loss of state appropriations the past few years has vastly changed the composition of the University's core faculty and has also negatively impacted our long term strategic plan.

Program Name: (8) Scholarship & Fellowships				
General	6,965,525		6,965,525	
State Support Special	1,328,543		1,328,543	
Federal				
Other Special	12,989,524		12,989,524	
TOTAL	21,283,592		21,283,592	

PROGRAM 3% GENERAL FUND REDUCTION AND NARRATIVE EXPLANATION

University of Southern Mississippi (268-00)

	Fiscal Year 2021 Funding			FY 2021 GF PERCENT REDUCED
	Total Funds	Reduced Amount	Reduced Funding Amount	

Narrative Explanation:

Program Name: (9) Mandatory Transfers				
General				
State Support Special				
Federal				
Other Special				
TOTAL				

Narrative Explanation:

Program Name: (10) Non-Mandatory Transfers				
General				
State Support Special				
Federal				
Other Special				
TOTAL				

Narrative Explanation:

Program Name: (99) Summary of All Programs				
General	58,821,202	(1,764,636)	57,056,566	(3.00%)
State Support Special	11,219,043		11,219,043	
Federal				
Other Special	116,711,765		116,711,765	
TOTAL	186,752,010	(1,764,636)	184,987,374	

BOARD OF TRUSTEES OF STATE INSTITUTIONS OF HIGHER LEARNING MEMBERS

University of Southern Mississippi (268-00)
Name of Agency

A. Explain Rate and manner in which board members are reimbursed:

Board members are reimbursed through the Institution of Higher Learning System Administration budget with a per diem of \$40 plus expenses.

B. Estimated number of meetings FY 2021:

12 (Twelve)

C. Board Members	City, Town, Residence	Appointed By	Date Appointed	Length of Term
1. Dr. Bradford J. Dye, III	Oxford, MS	Bryant	05/08/2012	9 years
2. Mr. Shane Hooper	Tupelo, MS	Bryant	05/08/2012	9 years
3. Dr. Alfred E. McNair, Jr.	Gautier, MS	Bryant	05/08/2015	9 years
4. Dr. J. Walt Starr	Columbus, MS	Bryant	05/08/2015	9 years
5. Mr. Chip Morgan	Leland, MS	Bryant	05/08/2015	9 years
6. Mr. Hal Parker	Bolton, MS	Bryant	05/08/2015	9 years
7. Mr. Tom Duff	Hattiesburg, MS	Bryant	05/08/2015	9 years
8. Justice Ann H. Lamar	Senatobia, MS	Bryant	02/08/2017	4 years
9. Dr. Steven Cunningham	Hattiesburg, MS	Barbour	05/08/2018	9 years
10. Mr. Bruce Martin	Meridian, MS	Barbour	05/08/2018	9 years
11. Mr. Powell "Gee" Ogletree, Jr.	Jackson, MS	Barbour	05/08/2018	9 years
12. Mrs. Jeanne Luckey	Ocean Springs, MS	Barbour	05/08/2018	9 years

Identify Statutory Authority (Code Section or Executive Order Number)*

Constitutional Amendment 213A of the Constitution of the State of Mississippi.

*If Executive Order, please attach copy.

**SCHEDULE B
CONTRACTUAL SERVICES**

University of Southern Mississippi (268-00)

Name of Agency

MINOR OBJECT OF EXPENDITURE	(1) Actual Expenses FY Ending June 30, 2020	(2) Estimated Expenses FY Ending June 30, 2021	(3) Requested for FY Ending June 30, 2022
-----------------------------	--	---	--

A. Tuition, Rewards & Awards (61050xxx-61080xxx)			
605122 Honorariums	1,500	1,500	1,500
605125 Waivers	492,659	8,000	492,659
605130 Scholarships	20,139,503	21,275,592	20,539,503
605140 Awards	12,109	12,109	12,109
605145 Awards - USM Students	2,200	2,200	2,200
605180 Stipends	(1,000)	(1,000)	(1,000)
605185 Stipends - USM Students	(9,310)	(9,310)	(9,310)
Total	20,637,661	21,289,091	21,037,661

B. Transportation & Utilities (61100xxx-61200xxx)			
605210 Postage And Post Office Charge	(6,187)	(6,187)	(6,187)
605220 Telephone Local Service	270,195	270,195	270,195
605229 Telephone Local/Features Inc	(562,195)	(562,195)	(562,195)
605230 Telephone Long Distance	31,189	31,189	31,189
605239 Telephone LD Inc	(47,804)	(47,804)	(47,804)
605240 Telephone Installation And Mai	9,767	9,767	9,767
605245 Telephone Cellular	11,113	11,113	11,113
605247 Internet	182,995	182,995	182,995
605249 Telephone Other Inc	(13,575)	(13,575)	(13,575)
605250 Cable TV	225,083	225,083	225,083
605259 Cable TV Inc	(251,790)	(251,790)	(251,790)
605260 Transportation Of Things	25,047	25,047	25,047
605269 Internet Service Inc	(35,358)	(35,358)	(35,358)
605310 Utilities - Electricity	3,650,610	3,650,610	3,650,610
605320 Utilities - Heat	1,076,912	1,076,912	1,076,912
605330 Utilities - Water	152,235	152,235	152,235
605360 Reimb.Utilities-Outsrcng Cont.	56	56	56
605696 PP Contractual Vehicle Serv	5,320	5,320	5,320
Total	4,723,613	4,723,613	4,723,613

C. Public Information (61300xxx-6131xxxx)			
605410 Advertising	501,187	501,187	501,187
605420 Publicity & Public Information	8,822	8,822	8,822
Total	510,009	510,009	510,009

**SCHEDULE B
CONTRACTUAL SERVICES**

University of Southern Mississippi (268-00)

Name of Agency

MINOR OBJECT OF EXPENDITURE	(1) Actual Expenses FY Ending June 30, 2020	(2) Estimated Expenses FY Ending June 30, 2021	(3) Requested for FY Ending June 30, 2022
-----------------------------	--	---	--

D. Rents (61400xxx-61490xxx)			
605401 IB Cont Svc Facility Rental	66,705	66,705	66,705
605402 Internal Billing Boat Rentals	9,935	9,935	9,935
605510 Rental Of Building And Floor S	564,131	564,131	564,131
605530 Rental Of Office Equipment	217,485	217,485	217,485
605540 Rental Of Edp And Computer Equ	3,179	3,179	3,179
605545 Computer Usage Charges	348	348	348
605560 Boat Rental	321	321	321
605589 UTDC Usage Inc	(840)	(840)	(840)
605590 Other Rental	94,424	94,424	94,424
Total	955,688	955,688	955,688

E. Repairs & Service (61500xxx)			
605620 Repair And Svc - Buildings And	54,698	54,698	54,698
605630 Repair And Svc Farm Equipment	504	504	504
605640 Repair And Svc Vehicles	92,824	92,824	92,824
605650 Repair And Svcg Office Equipme	3,104	3,104	3,104
605660 Maintenance Contracts - Equipm	477,737	477,737	477,737
605679 Tech A/V Labor Inc	(18,092)	(18,092)	(18,092)
605690 Repair And Svcg Other Equipmen	507,356	507,356	507,356
605694 iTech Contractual Services	1,391	1,391	1,391
605695 Physical Plant Contractual Ser	397,261	397,261	397,261
Total	1,516,783	1,516,783	1,516,783

F. Fees, Professional & Other Services (6161xxxx-61699xxx)			
605700 Internal Billing Contsv	4,324	4,324	4,324
605730 Auditing Fees	107,359	107,359	107,359
605740 Medical	2,078	2,078	2,078
605750 Instructional	84,842	84,842	84,842
605760 Legal Fees	194,714	194,714	194,714
605770 Laboratory & Testing Fees	4,425	4,425	4,425
605780 Consultant Expense Reimbursement	19,161	19,161	19,161
605790 Other Professional Fees & Services	2,105,109	2,105,109	2,105,109
605791 Security Athletic Events	(31,597)	(31,597)	(31,597)
605792 Event Staff Athletic Events	(10,131)	(10,131)	(10,131)
605793 Technology Professional Fees & Services	341,089	341,089	341,089

**SCHEDULE B
CONTRACTUAL SERVICES**

University of Southern Mississippi (268-00)

Name of Agency

MINOR OBJECT OF EXPENDITURE	(1) Actual Expenses FY Ending June 30, 2020	(2) Estimated Expenses FY Ending June 30, 2021	(3) Requested for FY Ending June 30, 2022
605795 Police Department Special Duty	(25,368)	(25,368)	(25,368)
Total	2,796,005	2,796,005	2,796,005
G. Other Contractual Services (61700xxx-61790xxx, 61900xxx)			
605810 Insurance And Fidelity Bonds	1,192,256	1,192,256	1,392,256
605820 Dues	419,082	419,082	419,082
605830 Laundry, Dry Clean And Towel S	2,444	2,444	2,444
605840 Subscriptions	175,259	175,259	175,259
605841 TS eTools Library use only	19,108	19,108	19,108
605842 PS eSerials Library use only	9,054	9,054	9,054
605843 PS eRefDB Library use only	1,798,378	1,798,378	1,798,378
605844 PS eBooks Library use only	16,106	16,106	16,106
605846 Copyright Fees	300	300	300
605859 Student Recruitment Costs	12,949	12,949	12,949
605860 Employee Recruitment Costs	55,817	55,817	55,817
605865 Employee Moving	97,039	97,039	97,039
Total	3,797,792	3,797,792	3,997,792
H. Information Technology (61800xxx-61890xxx)			
605870 Computer Software Acquisitions	786,208	786,208	786,208
605875 Tech SW Acq. Inc	64	64	64
605880 Computer Software Maintenance	1,714,310	1,714,310	1,714,310
Total	2,500,582	2,500,582	2,500,582
I. Other (61910xxx-61990xxx)			
605160 Professional Development Fees	108,517	108,517	108,517
605170 Other Institutional Allowances	1,278	1,278	1,278
605190 Participant Cost-Cont Services	24,498	24,498	24,498
605200 IB Cont Svcs Comcat	137,833	137,833	137,833
605400 Int Billing Cont Services	15,436	15,436	15,436
605890 Other Contractual Services	664,371	738,311	1,689,741
605891 Provision For Bad Debts	1,051,707	1,051,707	1,051,707
605892 Cash Over And Short	(135)	(135)	(135)
605893 Auxiliary Administrative Expen	(358,185)	(358,185)	(358,185)
605894 Food Service Admin Charge	656	656	656
605895 Accreditation And Review	16,524	16,524	16,524
605993 Collection Costs	207,746	207,746	207,746

**SCHEDULE B
CONTRACTUAL SERVICES**

University of Southern Mississippi (268-00)

Name of Agency

MINOR OBJECT OF EXPENDITURE	(1) Actual Expenses FY Ending June 30, 2020	(2) Estimated Expenses FY Ending June 30, 2021	(3) Requested for FY Ending June 30, 2022
605994 Bank/Merchant Fees	94,746	94,746	94,746
605995 Refunds And Adjustments	(1,885)	(1,885)	(1,885)
Total	1,963,107	2,037,047	2,988,477
Grand Total <i>(Enter on Line 1-B of Form MBR-1)</i>	39,401,240	40,126,610	41,026,610
Funding Summary:			
General Funds	13,051,298	13,132,318	14,032,318
State Support Special Funds	2,356,941	2,504,744	2,504,744
Federal Funds			
Other Special Funds	23,993,001	24,489,548	24,489,548
Total Funds	39,401,240	40,126,610	41,026,610

**SCHEDULE C
COMMODITIES**

University of Southern Mississippi (268-00)

Name of Agency

MINOR OBJECT OF EXPENDITURE	(1) Actual Expenses FY Ending June 30, 2020	(2) Estimated Expenses FY Ending June 30, 2021	(3) Requested for FY Ending June 30, 2022
A. Maintenance & Constr. Materials & Supplies (62000xxx, 62015xxx)			
606010 Land Improvement Supplies	22,657	22,657	22,657
606020 Building Construction Supplies	38,114	38,114	38,114
606030 Paints And Preservatives	15,559	15,559	15,559
606040 Hardware Plumbing & Electrl	(366,563)	(366,563)	(366,563)
606050 Custodial Supplies & Cleaning	174,662	174,662	174,662
606090 Other Maintenance Materials	41,929	41,929	41,929
Total	(73,642)	(73,642)	(73,642)
B. Printing & Office Supplies & Materials (62010xxx, 62085xxx, 62100xxx, 62125xxx, 62400xxx)			
606110 Printing, Binding And Padding	308,483	308,483	308,483
606114 Specialty Printing 1	14,768	14,768	14,768
606115 Specialty Printing 2	4,714	4,714	4,714
606120 Duplication And Reproduction	1,271	1,271	1,271
606130 Office Supplies And Materials	246,785	246,785	246,785
606140 Purchased Instructional Materi	85,321	85,321	85,321
Total	661,342	661,342	661,342
C. Equipment Repair Parts, Supplies & Acces. (6205xxxx, 62072xxx, 62110xxx, 62115xxx, 62120xxx, 62130xxx)			
606210 Fuels	113,772	113,772	113,772
606220 Lubricating Oils And Greases	848	848	848
606230 Tires And Tubes	7,625	7,625	7,625
606240 Repair And Replacement Parts	678,909	678,909	678,909
606250 Shop Supplies	9,088	9,088	9,088
606290 Other Equip Repair Parts And S	876	876	876
Total	811,118	811,118	811,118
D. Professional & Sci. Supplies and Materials (62025xxx, 62030xxx, 62070xxx, 62095xxx, 62105xxx, 6212xxxx)			
606310 Laboratory And Testing Supplie	20,891	20,891	20,891
606320 Photographic & Reproduction Su	182	182	182
606340 Hazardous Chemicals	3,809	3,809	3,809
606350 Other Chemicals	125,351	125,351	125,351
606390 Other Prof & Scientific Suppli	19,066	19,066	19,066
606410 Small Tools	11,895	11,895	11,895
606411 Office Mch, Furn, Fix < \$5000	77,399	77,399	77,399
606414 Medical Equip < \$5000	2,460	2,460	2,460
606415 Data Processing Equip <\$5000	1,006,669	506,669	506,669
606416 Radio TV Equip < \$5000	4,512	4,512	4,512

**SCHEDULE C
COMMODITIES**

University of Southern Mississippi (268-00)

Name of Agency _____

MINOR OBJECT OF EXPENDITURE	(1) Actual Expenses FY Ending June 30, 2020	(2) Estimated Expenses FY Ending June 30, 2021	(3) Requested for FY Ending June 30, 2022
606417 Scientific Equip < \$5000	5,665	5,665	5,665
606418 Other Equip < \$5000	85,826	85,826	85,826
606419 Tech HW/Equip Inc	647	647	647
606420 Radio, Television Supplies & R	376	376	376
Total	1,364,748	864,748	864,748
E. Other Supplies & Materials (62005xxx, 62015xxx, 62020xxx, 62035xxx, 62040xxx, 62045xxx, 62060xxx, 62065xxx, 62075xxx-62080xxx, 62090xxx, 62115xxx, 62135xxx, 62140xxx, 62405xxx, 62415xxx, 62500xxx-62999xxx)			
606190 Participant Cost - Commodities	4,255	4,255	4,255
606430 Clothes And Dry Goods For Pers	98,155	98,155	98,155
606440 Food For Persons	288,401	288,401	288,401
606450 Feed For Animals	753	753	753
606460 Seed And Plants	26,241	26,241	26,241
606470 Fertilizer And Chemicals	17,665	17,665	17,665
606479 Tech A/V Supplies and Material	12,736	12,736	12,736
606489 Tech MAC Supplies and Material	(5,968)	(5,968)	(5,968)
606490 Other Supplies And Materials	549,766	329,083	329,083
606491 Theatre Props	285	285	285
606492 Goods on Consignment	1,814	1,814	1,814
606495 Furniture & Equip under \$1000	59,941	59,941	59,941
606496 Computer Camera&TVunder \$250	3,204	3,204	3,204
606498 P Card Purchase Commodities	1,383	1,383	1,383
606600 Int Billing Commodities	68,830	68,830	68,830
607175 Other Cost Or Losses	71	71	71
Total	1,127,532	906,849	906,849
Grand Total <i>(Enter on Line 1-C of Form MBR-1)</i>	3,891,098	3,170,415	3,170,415
Funding Summary:			
General Funds	1,288,890	1,037,588	1,037,588
State Support Special Funds	232,761	197,901	197,901
Federal Funds			
Other Special Funds	2,369,447	1,934,926	1,934,926
Total Funds	3,891,098	3,170,415	3,170,415

**SCHEDULE D-1
CAPITAL OUTLAY
OTHER THAN EQUIPMENT**

University of Southern Mississippi (268-00)

Name of Agency

MINOR OBJECT OF EXPENDITURE	(1) Actual Expenses FY Ending June 30, 2020	(2) Estimated Expenses FY Ending June 30, 2021	(3) Requested for FY Ending June 30, 2022
C. Infrastructure & Other (63100xxx)			
608160 Library Books	64,368	121,538	121,538
608170 Periodicals (Libraries Only)	1,349	1,349	1,349
Total	65,717	122,887	122,887
Grand Total <i>(Enter on Line 1-D-1 of Form MBR-1)</i>	65,717	122,887	122,887
Funding Summary:			
General Funds	21,768	40,217	40,217
State Support Special Funds	3,931	7,671	7,671
Federal Funds			
Other Special Funds	40,018	74,999	74,999
Total Funds	65,717	122,887	122,887

**SCHEDULE D-2
CAPITAL OUTLAY EQUIPMENT**

University of Southern Mississippi (268-00)

Name of Agency

EQUIPMENT BY ITEM	Act. FY Ending June 30, 2020		Est. FY Ending June 30, 2021		Req. FY Ending June 30, 2022	
	No. of Units	Total Cost	No. of Units	Total Cost	No. of Units	Total Cost

B. Road Machinery, Farm & Other Equipment (63300xxx)						
Vehicles Over \$5,000	3	89,588	3	89,588	3	89,588
Total		89,588		89,588		89,588

D. IS Equipment (DP & Telecommunications) (63200xxx)						
Data Proc Equip Over \$5,000	10	199,923	15	379,923	15	379,923
Total		199,923		379,923		379,923

F. Other Equipment (63200xxx)						
Scientific Equipment Over \$5000	3	21,792	3	21,792	3	21,792
Other Equipment Over \$5000	10	104,819	14	157,283	14	157,283
Total		126,611		179,075		179,075

Grand Total <i>(Enter on Line 1-D-2 of Form MBR-1)</i>		416,122		648,586		648,586
--	--	----------------	--	----------------	--	----------------

Funding Summary:						
General Funds		137,837		212,264		212,264
State Support Special Funds		24,892		40,485		40,485
Federal Funds						
Other Special Funds		253,393		395,837		395,837
Total Funds		416,122		648,586		648,586

**SCHEDULE D-3
PASSENGER/WORK VEHICLES**

University of Southern Mississippi (268-00)

Name of Agency

MINOR OBJECT OF EXPENDITURE	Vehicle Inventory June 30, 2020	Act. FY Ending June 30, 2020		Est. FY Ending June 30, 2021		Req. FY Ending June 30, 2022	
		No. of Units	Total Cost	No. of Units	Total Cost	No. of Units	Total Cost

GRAND TOTAL <i>(Enter on Line 1-D-3 of Form MBR-1)</i>							
--	--	--	--	--	--	--	--

Funding Summary:			
General Funds			
State Support Special Funds			
Federal Funds			
Other Special Funds			
Total Funds			

**SCHEDULE D-4
WIRELESS COMMUNICATION DEVICES**

University of Southern Mississippi (268-00)
Name of Agency _____

MINOR OBJECT OF EXPENDITURE	Device Inventory June 30, 2020	Act. FY Ending June 30, 2020		Est. FY Ending June 30, 2021		Req. FY Ending June 30, 2022	
		No. of Devices	Actual Cost	No. of Devices	Estimated Cost	No. of Devices	Requested Cost

Grand Total <i>(Enter on Line 1-D-4 of Form MBR-1)</i>							
--	--	--	--	--	--	--	--

Funding Summary:							
General Funds							
State Support Special Funds							
Federal Funds							
Other Special Funds							
Total Funds							

**SCHEDULE E
SUBSIDIES, LOANS & GRANTS**

University of Southern Mississippi (268-00)

Name of Agency

MINOR OBJECT OF EXPENDITURE	(1) Actual Expenses FY Ending June 30, 2020	(2) Estimated Expenses FY Ending June 30, 2021	(3) Requested for FY Ending June 30, 2022
D. Debt Service & Judgments (67205xxx-67255xxx, 68205xxx-68430xxx, 70040xxx)			
690180 Mand Trans Out Debt Service	373,247	173,247	173,247
Total	373,247	173,247	173,247
E. Other (67000xxx-67019xxx, 67021xxx-67199xxx, 67998xxx, 68500xxx-68860xxx, 70045xxx-70080xxx, 80000xxx-80500xxx)			
691 Non Mandatory Transfers	13,631,051	12,898,491	7,578,107
Total	13,631,051	12,898,491	7,578,107
Grand Total <i>(Enter on Line 1-E of Form MBR-1)</i>	14,004,298	13,071,738	7,751,354
Funding Summary:			
General Funds	3,820,810	1,947,712	1,947,712
State Support Special Funds	3,956,652	371,489	2,371,489
Federal Funds			
Other Special Funds	6,226,836	10,752,537	3,432,153
Total Funds	14,004,298	13,071,738	7,751,354

NARRATIVE
2022 BUDGET REQUEST

University of Southern Mississippi (268-00)

Name of Agency

The University of Southern Mississippi is a community of engaged citizens, operating as a public, student-centered, doctoral-granting research university serving Mississippi, the nation, and the world. The University is dedicated to scholarship and learning, integrating students at all levels in the creation and application of knowledge through excellence in teaching, research, creative activities, outreach, and service. The University nurtures student success by providing distinctive and competitive educational programs embedded in a welcoming environment, preparing a diverse student population to embark on meaningful life endeavors.

As a public research institution, the University of Southern Mississippi creates and disseminates knowledge through a wide array of programs of instruction, research, public service, and economic development. Over the next five years, the University will be engaged in the accomplishment of eight major, institutional goals that will enable the University to become a model student-centered public research university.

1. Support student success to foster retention, progression, and graduation
2. Promote teaching, research, and creative excellence
3. Strategically expand undergraduate and graduate enrollment
4. Strengthen economic and community partnerships
5. Invest in faculty and staff to maximize their potential
6. Promote a culture of inclusiveness of people and ideas
7. Enhance physical, technological, and financial infrastructure to support our mission, vision, and values
8. Improve efficiency and effectiveness of institutional processes and systems

In public higher education in the State of Mississippi and nation-wide, the University must compete for students, faculty, and staff, forcing the University to adapt and evolve into an increasingly market-driven organization. In addition, the shift in revenues that has occurred over the last ten years from being primarily supported by state appropriations to one that is primarily supported by tuition has intensified recruiting and student success efforts. Navigating this shift in financing, enhancing student recruiting and retention initiatives, and attempting to recruit and retain talented faculty and staff in an intensely competitive industry will be the major challenges facing the University over the next five years. State support will be pivotal to the University's ability to continue to provide the benefits of quality education, research, public service, and economic development programs to the people of the State of Mississippi in the years ahead.

FY2020 Appropriation Summary:

\$59,407,952 was originally approved General Support amount

\$72,921 is the amount we did not receive due to not giving raises for terminations, ineligibility, etc

\$59,335,031 is the amount of General Support we actually received and spent

**OUT-OF-STATE TRAVEL
FISCAL YEAR 2022**

University of Southern Mississippi (268-00)

Name of Agency

Note: All expenditures recorded on this form must be totaled and said total must agree with the out-of-state travel amount indicated for FY 2020 on Form Mbr-1, line 1.A.2.b.

Employee's Name	Destination	Purpose	Travel Cost	Funding Source
ADAMS JEWEL M	FY20/PTE/BOISE ID	Conf/Semnr/Wkshp	461	GF/Self
ADAMS LANCE EDWARD	BIRMINGHAM AL	Conf/Semnr/Wkshp	255	GF/Self
ADAMS_J	FY20/PTE/BOISE ID	Conference	461	GF/Self
ALBERTI-STRAIT LAURA	ALTA UT	Conf/Semnr/Wkshp	1,210	GF/Self
ALBERTI-STRAIT LAURA	ALTA UT	Conf/Semnr/Wkshp	58	GF/Self
ALBERTI-STRAIT LAURANCE PAUL	ALTA UT	Conf/Semnr/Wkshp	1,364	GF/Self
ALBERTI-STRAIT LAURANCE PAUL	ALTA UT	Conf/Semnr/Wkshp	142	GF/Self
ALBERTI-STRAIT LAURANCE PAUL	ALTA UT	Conf/Semnr/Wkshp	226	GF/Self
ALLEN ASHLEY	BATON ROUGE LA	Recruitment	232	GF/Self
ALLEN ASHLEY	BATON ROUGE LA	Recruitment	35	GF/Self
ALLEN BRANDON LANE	PTE/DESTIN FL	Conf/Semnr/Wkshp	320	GF/Self
Anderson Russell	MEMPHIS TN	Conf/Semnr/Wkshp	479	GF/Self
Anderson Russell	MEMPHIS TN	Conf/Semnr/Wkshp	479	GF/Self
Anderson Russell	MEMPHIS TN	Conf/Semnr/Wkshp	142	GF/Self
ANTHONY KATHRYN	DC	Research and Teaching	190	GF/Self
ANTHONY KATHRYN	DC	Research and Teaching	189	GF/Self
ANTHONY KATHRYN	BALTIMORE MD	Conf/Semnr/Wkshp	461	GF/Self
ANTHONY KATHRYN	ORLANDO FL	Conf/Semnr/Wkshp	358	GF/Self
ANTHONY KATHRYN	ORLANDO FL	Conf/Semnr/Wkshp	94	GF/Self
ANTHONY KATHRYN	BALTIMORE MD	Conf/Semnr/Wkshp	78	GF/Self
ANTHONY KATHRYN	ORLANDO FL	Conf/Semnr/Wkshp	80	GF/Self
ANTHONY KATHRYN	BALTIMORE MD	Conf/Semnr/Wkshp	246	GF/Self
ANTHONY KATHRYN	ORLANDO FL	Conf/Semnr/Wkshp	317	GF/Self
ANTHONY KATHRYN	ORLANDO FL	Conf/Semnr/Wkshp	390	GF/Self
ANTHONY KATHRYN	BALTIMORE MD	Conf/Semnr/Wkshp	65	GF/Self
ANTHONY KATHRYN	BALTIMORE MD	Conf/Semnr/Wkshp	185	GF/Self
ARONSON ROBIN	MAINILLA PHILIPPINES	Research and Teaching	500	GF/Self
ARONSON ROBIN	MAINILLA PHILIPPINES	Research and Teaching	748	GF/Self
ARONSON ROBIN	MANILA PHILIPPINES	Research and Teaching	602	GF/Self
ARONSON ROBIN	MANILLA PHILIPINES	Research and Teaching	(602)	GF/Self
Arrazattee Christy	HATTIESBURG MS	Research and Teaching	125	GF/Self

**OUT-OF-STATE TRAVEL
FISCAL YEAR 2022**

University of Southern Mississippi (268-00)

Name of Agency

Note: All expenditures recorded on this form must be totaled and said total must agree with the out-of-state travel amount indicated for FY 2020 on Form Mbr-1, line 1.A.2.b.

Employee's Name	Destination	Purpose	Travel Cost	Funding Source
Arrazattee Christy	HATTIESBURG MS	Research and Teaching	66	GF/Self
ATOBILOYE MARIAM	ANAHEIM CA	Conf/Semnr/Wkshp	500	GF/Self
ATOBILOYE MARIAM	ANAHEIM CA	Conf/Semnr/Wkshp	500	GF/Self
BALAMURUGAN KUPPAREDDI	PALM SPRINGS CA	Conf/Semnr/Wkshp	500	GF/Self
BARRON JONATHAN N	DURHAM NH	Presentation	519	GF/Self
BARRON JONATHAN N	DURHAM NH	Presentation	142	GF/Self
BARRON JONATHAN N	DURHAM NH	Presentation	199	GF/Self
BARRON JONATHAN N	DURHAM NH	Presentation	292	GF/Self
BARRON JONATHAN N	DURHAM NH	Presentation	70	GF/Self
BAS AYSE BANU ELMADAG	NEW ORLEANS LA	Conf/Semnr/Wkshp	236	GF/Self
BAS AYSE BANU ELMADAG	NEW ORLEANS LA	Conf/Semnr/Wkshp	128	GF/Self
BAS AYSE BANU ELMADAG	NEW ORLEANS LA	Conf/Semnr/Wkshp	50	GF/Self
BAS AYSE BANU ELMADAG	NEW ORLEANS LA	Conf/Semnr/Wkshp	350	GF/Self
BASKIN LAWANDA	PTE/CHICAGO IL	Business Meeting	161	GF/Self
BASS ALYSSA	MINNEAPOLIS MN	Conf/Semnr/Wkshp	320	GF/Self
BASS ALYSSA	MINNEAPOLIS MN	Conf/Semnr/Wkshp	17	GF/Self
BASS ALYSSA	MINNEAPOLIS MN	Conf/Semnr/Wkshp	14	GF/Self
BASS ALYSSA	MINNEAPOLIS MN	Conf/Semnr/Wkshp	320	GF/Self
BASS ALYSSA	MINNEAPOLIS MN	Conf/Semnr/Wkshp	(320)	GF/Self
BASS ROBERT A	PLANO TX	Conf/Semnr/Wkshp	389	GF/Self
BASS ROBERT A	PLANO TX	Conf/Semnr/Wkshp	404	GF/Self
BASS ROBERT A	PLANO TX	Conf/Semnr/Wkshp	366	GF/Self
BASS ROBERT A	PLANO TX	Conf/Semnr/Wkshp	78	GF/Self
BASS ROBERT A	PLANO TX	Conf/Semnr/Wkshp	78	GF/Self
BASS ROBERT A	PLANO TX	Conf/Semnr/Wkshp	78	GF/Self
BASS ROBERT A	PLANO TX	Conf/Semnr/Wkshp	325	GF/Self
BASS ROBERT A	PLANO TX	Conf/Semnr/Wkshp	296	GF/Self
BASS ROBERT A	PLANO TX	Conf/Semnr/Wkshp	269	GF/Self
BASS ROBERT A	PLANO TX	Conf/Semnr/Wkshp	30	GF/Self
BASS ROBERT A	PLANO TX	Conf/Semnr/Wkshp	48	GF/Self

**OUT-OF-STATE TRAVEL
FISCAL YEAR 2022**

University of Southern Mississippi (268-00)

Name of Agency

Note: All expenditures recorded on this form must be totaled and said total must agree with the out-of-state travel amount indicated for FY 2020 on Form Mbr-1, line 1.A.2.b.

Employee's Name	Destination	Purpose	Travel Cost	Funding Source
BASS ROBERT A	PLANO TX	Conf/Semnr/Wkshp	145	GF/Self
BASS ROBERT A	PLANO TX	Conf/Semnr/Wkshp	158	GF/Self
BASSETT COLLYN	TUPELO MS	Recruitment	593	GF/Self
BASSETT COLLYN	TUPELO/STARKVILLE MS	Recruitment	1,572	GF/Self
BASSETT COLLYN	TUPELO/STARKVILLE MS	Recruitment	(1,572)	GF/Self
BAXTER KRISTIE	MEMPHIS TN	Conf/Semnr/Wkshp	588	GF/Self
BEARD M	FY20/PTE/BILOXI MS	Conference	178	GF/Self
BEARD MARY A	PTE/BILOXI MS	Conf/Semnr/Wkshp	178	GF/Self
BEARD MARY A	MEMPHIS TN	Conf/Semnr/Wkshp	565	GF/Self
BEARD MARY A	MEMPHIS TN	Conf/Semnr/Wkshp	111	GF/Self
BECTON JOHN BRET	HOUSTON TX	Business Meeting	338	GF/Self
BECTON JOHN BRET	HOUSTON TX	Business Meeting	438	GF/Self
BECTON JOHN BRET	DALLAS TX	Business Meeting	379	GF/Self
BECTON JOHN BRET	NASHVILLE TN	Business Meeting	393	GF/Self
BECTON JOHN BRET	NASHVILLE TN	Business Meeting	79	GF/Self
BECTON JOHN BRET	DALLAS TX	Business Meeting	420	GF/Self
BECTON JOHN BRET	NASHVILLE TN	Business Meeting	337	GF/Self
BECTON JOHN BRET	NASHVILLE TN	Business Meeting	52	GF/Self
BECTON JOHN BRET	NEW ORLEANS LA	Conf/Semnr/Wkshp	131	GF/Self
Bell Lee	HATTIESBURG MS	Conf/Semnr/Wkshp	195	GF/Self
Bell Lee	BIRMINGHAM AL	Conf/Semnr/Wkshp	495	GF/Self
BENNETT CHARLES ALDEN III	FAIRHOPE AL	Recruitment	179	GF/Self
BENNETT CHARLES ALDEN III	SLIDELL LA	Recruitment	48	GF/Self
BENNETT CHARLES ALDEN III	CAMDEN AL	Recruitment	188	GF/Self
BENNETT RODNEY D	DALLAS TX AND JXN MS	Business Meeting	236	GF/Self
BENNETT RODNEY D	NEW ORLEANS LA	Business Meeting	146	GF/Self
BENNETT RODNEY D	DALLAS TX AND JXN MS	Business Meeting	20	GF/Self
BENNETT RODNEY D	NEW ORLEANS LA	Business Meeting	183	GF/Self
BENNETT RODNEY D	BOSTON MA	Conf/Semnr/Wkshp	893	GF/Self
BENNETT RODNEY D	BOSTON MA	Conf/Semnr/Wkshp	63	GF/Self
BENVENUTTI LAURIE	COVINGTON LA	Recruitment	197	GF/Self

**OUT-OF-STATE TRAVEL
FISCAL YEAR 2022**

University of Southern Mississippi (268-00)

Name of Agency

Note: All expenditures recorded on this form must be totaled and said total must agree with the out-of-state travel amount indicated for FY 2020 on Form Mbr-1, line 1.A.2.b.

Employee's Name	Destination	Purpose	Travel Cost	Funding Source
BENVENUTTI LAURIE	BIRMINGHAM AL	Recruitment	202	GF/Self
BENVENUTTI LAURIE	COVINGTON LA	Recruitment	2,742	GF/Self
BENVENUTTI LAURIE	BIRMINGHAM AL	Recruitment	3,464	GF/Self
BENVENUTTI LAURIE	TUPELO MS & MEMPHIS TN	Recruitment	3,167	GF/Self
BENVENUTTI LAURIE	TUPELO MS & MEMPHIS TN	Recruitment	324	GF/Self
BENVENUTTI LAURIE	SOUTHAVEN MS & MEMPHIS TN	Recruitment	324	GF/Self
BENVENUTTI LAURIE	TUPELO MS & MEMPHIS TN	Recruitment	(324)	GF/Self
BERNSTEIN DIANA	DC	Conf/Semnr/Wkshp	1,612	GF/Self
BERNSTEIN DIANA	PTE/DC	Conf/Semnr/Wkshp	739	GF/Self
BERNSTEIN DIANA	DC	Conf/Semnr/Wkshp	207	GF/Self
BERTRAM DEAN JAMES	ANAHEIM CA	Conf/Semnr/Wkshp	957	GF/Self
BERTRAM DEAN JAMES	ANAHEIM CA	Conf/Semnr/Wkshp	114	GF/Self
BERTRAM DEAN JAMES	ANAHEIM CA	Conf/Semnr/Wkshp	390	GF/Self
BERTRAM DEAN JAMES	ANAHEIM CA	Conf/Semnr/Wkshp	100	GF/Self
BIRKHOFF KAITLYN	SAVANNAH GA	Conf/Semnr/Wkshp	100	GF/Self
BIRKHOFF KAITLYN	SAVANNAH GA	Conf/Semnr/Wkshp	81	GF/Self
BIRKHOFF KAITLYN	SAVANNAH GA	Conf/Semnr/Wkshp	305	GF/Self
BIRKHOFF KAITLYN	SAVANNAH GA	Conf/Semnr/Wkshp	118	GF/Self
BLACK HALI	DC	Conf/Semnr/Wkshp	811	GF/Self
BLACK HALI	DC	Conf/Semnr/Wkshp	129	GF/Self
BLACK HALI	PTE/DC	Conf/Semnr/Wkshp	274	GF/Self
BLACK HALI	DC	Conf/Semnr/Wkshp	80	GF/Self
BLACKWELL CINDY S	DC	Research and Teaching	179	GF/Self
BLACKWELL CINDY S	DC	Research and Teaching	176	GF/Self
BLACKWELL CINDY S	PORTLAND OR	Conf/Semnr/Wkshp	948	GF/Self
BLACKWELL CINDY S	PTE/PITTSBURGH PA	Conf/Semnr/Wkshp	382	GF/Self
BLACKWELL CINDY S	PTE/PORTLAND OR	Conf/Semnr/Wkshp	624	GF/Self
BLACKWELL CINDY S	PORTLAND OR	Conf/Semnr/Wkshp	114	GF/Self
BLACKWELL CINDY S	PTE/PORTLAND OR	Conf/Semnr/Wkshp	700	GF/Self
BLEDSON VANESSA	CAN/PTE/HOUSTON TX	Business Meeting	162	GF/Self

**OUT-OF-STATE TRAVEL
FISCAL YEAR 2022**

University of Southern Mississippi (268-00)

Name of Agency

Note: All expenditures recorded on this form must be totaled and said total must agree with the out-of-state travel amount indicated for FY 2020 on Form Mbr-1, line 1.A.2.b.

Employee's Name	Destination	Purpose	Travel Cost	Funding Source
BOHN NEIL	COVINGTON KY	Conf/Semnr/Wkshp	705	GF/Self
BOHN NEIL	COVINGTON KY	Conf/Semnr/Wkshp	81	GF/Self
BOHN NEIL	COVINGTON KY	Conf/Semnr/Wkshp	469	GF/Self
BOHN NEIL	COVINGTON KY	Conf/Semnr/Wkshp	112	GF/Self
Bohn Neil	COVINGTON KY	Conf/Semnr/Wkshp	595	GF/Self
BOLTON JOEL FLETCHER	BOSTON MA	Business Meeting	1,654	GF/Self
BOLTON JOEL FLETCHER	BOSTON MA	Business Meeting	141	GF/Self
BOLTON JOEL FLETCHER	BOSTON MA	Business Meeting	281	GF/Self
BOLTON JOEL FLETCHER	BOSTON MA	Business Meeting	96	GF/Self
BOLTON JOEL FLETCHER	BOSTON MA	Business Meeting	310	GF/Self
BOLTON JOEL FLETCHER	NORFOLK VA	Conf/Semnr/Wkshp	779	GF/Self
BOLTON JOEL FLETCHER	NEW ORLEANS LA	Conf/Semnr/Wkshp	435	GF/Self
BOLTON JOEL FLETCHER	NORFOLK VA	Conf/Semnr/Wkshp	141	GF/Self
BOLTON JOEL FLETCHER	NEW ORLEANS LA	Conf/Semnr/Wkshp	129	GF/Self
BOLTON JOEL FLETCHER	NORFOLK VA	Conf/Semnr/Wkshp	349	GF/Self
BOLTON JOEL FLETCHER	NORFOLK VA	Conf/Semnr/Wkshp	23	GF/Self
BOLTON JOEL FLETCHER	NORFOLK VA	Conf/Semnr/Wkshp	185	GF/Self
BOUILLON MARVIN L	SAN FRANCISCO CA	Business Meeting	2,253	GF/Self
BOUILLON MARVIN L	SAN FRANCISCO CA	Business Meeting	29	GF/Self
BOUILLON MARVIN L	SAN FRANCISCO CA	Business Meeting	563	GF/Self
BOUILLON MARVIN L	SAN FRANCISCO CA	Business Meeting	361	GF/Self
BOUILLON MARVIN L	SAN FRANCISCO CA	Business Meeting	250	GF/Self
BOUILLON MARVIN L	SLT LK CITY UT	Conf/Semnr/Wkshp	633	GF/Self
BOUILLON MARVIN L	LOUISVILLE KY	Conf/Semnr/Wkshp	2,691	GF/Self
BOUILLON MARVIN L	LONG BEACH CA	Conf/Semnr/Wkshp	1,060	GF/Self
BOUILLON MARVIN L	SLT LK CITY UT	Conf/Semnr/Wkshp	81	GF/Self
BOUILLON MARVIN L	LOUISVILLE KY	Conf/Semnr/Wkshp	36	GF/Self
BOUILLON MARVIN L	LONG BEACH CA	Conf/Semnr/Wkshp	18	GF/Self
BOUILLON MARVIN L	SLT LK CITY UT	Conf/Semnr/Wkshp	388	GF/Self
BOUILLON MARVIN L	LOUISVILLE KY	Conf/Semnr/Wkshp	254	GF/Self
BOUILLON MARVIN L	LONG BEACH CA	Conf/Semnr/Wkshp	414	GF/Self
BOUILLON MARVIN L	SLT LK CITY UT	Conf/Semnr/Wkshp	79	GF/Self

**OUT-OF-STATE TRAVEL
FISCAL YEAR 2022**

University of Southern Mississippi (268-00)

Name of Agency

Note: All expenditures recorded on this form must be totaled and said total must agree with the out-of-state travel amount indicated for FY 2020 on Form Mbr-1, line 1.A.2.b.

Employee's Name	Destination	Purpose	Travel Cost	Funding Source
BOUILLON MARVIN L	LOUISVILLE KY	Conf/Semnr/Wkshp	33	GF/Self
BOUILLON MARVIN L	LONG BEACH CA	Conf/Semnr/Wkshp	80	GF/Self
BOUILLON MARVIN L	SLT LK CITY UT	Conf/Semnr/Wkshp	105	GF/Self
BOWER KATHERINE	MONTGOMERY AL	Recruitment	180	GF/Self
BOWER KATHERINE	HUNTSVILLE AL	Recruitment	325	GF/Self
BOWER KATHERINE	OPELIKA AL	Recruitment	608	GF/Self
BOWER KATHERINE	BALWIN COUNTY AL	Recruitment	319	GF/Self
BOWER KATHERINE	AUBURN AL	Recruitment	176	GF/Self
BOWER KATHERINE	MONTGOMERY AL	Recruitment	458	GF/Self
BOWER KATHERINE	PANAMA CITY FL	Recruitment	626	GF/Self
BOWER KATHERINE	TROY AL	Recruitment	491	GF/Self
BOWER KATHERINE	JACKSON AL	Recruitment	501	GF/Self
BOWER KATHERINE	MOBILE AL	Recruitment	492	GF/Self
BOWER KATHERINE	JACKSONVILLE FL	Recruitment	1,077	GF/Self
BOWER KATHERINE	SPANISH FORT AL	Recruitment	463	GF/Self
BOWER KATHERINE	JACKSON AL	Recruitment	759	GF/Self
BOWER KATHERINE	MONTGOMERY AL	Recruitment	780	GF/Self
BOWER KATHERINE	NAVARRE FL	Recruitment	629	GF/Self
BOWER KATHERINE	BATON ROUGE LA	Recruitment	489	GF/Self
BOWER KATHERINE	ANDALUSIA AL	Recruitment	308	GF/Self
BOWER KATHERINE	MOBILE AL	Recruitment	803	GF/Self
BOWER KATHERINE	FOLEY AL	Recruitment	565	GF/Self
BOWER KATHERINE	SARALAND AL	Recruitment	774	GF/Self
BOWER KATHERINE	NAVARRE FL	Recruitment	485	GF/Self
BOWER KATHERINE	SPANISH FORT AL	Recruitment	741	GF/Self
BOWER KATHERINE	MOBILE AL	Recruitment	757	GF/Self
BOWER KATHERINE	BALWIN COUNTY AL	Recruitment	3	GF/Self
BOYD SYDNEY	SAVANNAH GA	Conf/Semnr/Wkshp	60	GF/Self
BOYD SYDNEY	SAVANNAH GA	Conf/Semnr/Wkshp	81	GF/Self
BOYD SYDNEY	SAVANNAH GA	Conf/Semnr/Wkshp	180	GF/Self
BOYD SYDNEY	SAVANNAH GA	Conf/Semnr/Wkshp	25	GF/Self
BOYD SYDNEY	SAVANNAH GA	Conf/Semnr/Wkshp	70	GF/Self

**OUT-OF-STATE TRAVEL
FISCAL YEAR 2022**

University of Southern Mississippi (268-00)

Name of Agency

Note: All expenditures recorded on this form must be totaled and said total must agree with the out-of-state travel amount indicated for FY 2020 on Form Mbr-1, line 1.A.2.b.

Employee's Name	Destination	Purpose	Travel Cost	Funding Source
BOYER LEMUEL	CAN/PHILADELPHIA PA	Conf/Semnr/Wkshp	597	GF/Self
BRACEY CHRISTINA	MONTGOMERY AL	Recruitment	70	GF/Self
BRACEY CHRISTINA	WETUMPKA AL	Recruitment	163	GF/Self
BRACEY CHRISTINA	ABBEVILLE LA	Recruitment	105	GF/Self
BRACEY CHRISTINA	JACKSON MS	Recruitment	70	GF/Self
BRACEY CHRISTINA	BATON ROUGE LA	Recruitment	70	GF/Self
BRACEY CHRISTINA	BATON ROUGE LA	Recruitment	129	GF/Self
BRANNOCK	FY20/PTE/HANOVER NH	Other	180	GF/Self
BRANNOCK	FY20/PTE/HANOVER NH	Other	559	GF/Self
BRANNOCK JENNIFER	FY20/PTE/HANOVER NH	Business Meeting	180	GF/Self
BRANNOCK JENNIFER	FY20/PTE/HANOVER NH	Business Meeting	497	GF/Self
BRANNOCK JENNIFER	FY20/PTE/HANOVER NH	Business Meeting	62	GF/Self
BRELAND JACOB W	NORFOLK VA	Conf/Semnr/Wkshp	733	GF/Self
BRELAND JACOB W	PTE/NORFOLK VA	Conf/Semnr/Wkshp	450	GF/Self
BRELAND JACOB W	NORFOLK VA	Conf/Semnr/Wkshp	40	GF/Self
BRELAND JACOB W	PTE/NORFOLK VA	Conf/Semnr/Wkshp	285	GF/Self
BROADHEAD HEATHER	CAN/PHILADELPHIA PA	Conf/Semnr/Wkshp	438	GF/Self
Broadhead Heather	BIRMINGHAM AL	Conf/Semnr/Wkshp	30	GF/Self
BROCKWAY MARK	DC	Conf/Semnr/Wkshp	418	GF/Self
BROCKWAY MARK	DC	Conf/Semnr/Wkshp	142	GF/Self
BROCKWAY MARK	DC	Conf/Semnr/Wkshp	86	GF/Self
BROOKS MICHAEL WESLEY	HOUSTON TX	Business Meeting	763	GF/Self
BROOKS MICHAEL WESLEY	HOUSTON TX	Business Meeting	549	GF/Self
BROOKS MICHAEL WESLEY	HOUSTON TX	Business Meeting	135	GF/Self
Brooks Ruth	AUSTIN TX	Conf/Semnr/Wkshp	380	GF/Self
BROOME JOHNATHAN HUGH	PTE/SAVANNAH GA	Conf/Semnr/Wkshp	1,025	GF/Self
BROOME JOHNATHAN HUGH	SAVANNAH GA	Conf/Semnr/Wkshp	204	GF/Self
BROOME JOHNATHAN HUGH	SAVANNAH GA	Conf/Semnr/Wkshp	81	GF/Self
BROOME JOHNATHAN HUGH	PTE/SAVANNAH GA	Conf/Semnr/Wkshp	198	GF/Self

**OUT-OF-STATE TRAVEL
FISCAL YEAR 2022**

University of Southern Mississippi (268-00)

Name of Agency

Note: All expenditures recorded on this form must be totaled and said total must agree with the out-of-state travel amount indicated for FY 2020 on Form Mbr-1, line 1.A.2.b.

Employee's Name	Destination	Purpose	Travel Cost	Funding Source
BROOME JOHNATHAN HUGH	SAVANNAH GA	Conf/Semnr/Wkshp	89	GF/Self
BROOME JOHNATHAN HUGH	PTE/SAVANNAH GA	Conf/Semnr/Wkshp	180	GF/Self
BROWN GROVER JAMES	TUSCON AZ	Conf/Semnr/Wkshp	742	GF/Self
BROWN GROVER JAMES	TUSCON AZ	Conf/Semnr/Wkshp	79	GF/Self
BROWN GROVER JAMES	TUSCON AZ	Conf/Semnr/Wkshp	301	GF/Self
BROWN HAMETT	JACKSONVILLE FL	Conf/Semnr/Wkshp	847	GF/Self
BROWN HAMETT	JACKSONVILLE FL	Conf/Semnr/Wkshp	284	GF/Self
BROWN HAMETT	JACKSONVILLE FL	Conf/Semnr/Wkshp	140	GF/Self
BROWNING DANIEL CROWELL JR	SAN DIEGO CA	Conf/Semnr/Wkshp	549	GF/Self
BROWNING DANIEL CROWELL JR	SAN DIEGO CA	Conf/Semnr/Wkshp	600	GF/Self
BROWNING DANIEL CROWELL JR	SAN DIEGO CA	Conf/Semnr/Wkshp	17	GF/Self
BRYANT SABRINA	PENSACOLA FL	Conf/Semnr/Wkshp	798	GF/Self
BRYANT SABRINA	PENSACOLA FL	Conf/Semnr/Wkshp	210	GF/Self
BRYANT SABRINA	PENSACOLA FL	Conf/Semnr/Wkshp	160	GF/Self
BUCKLEY SERENA	NEW ORLEANS LA	Conf/Semnr/Wkshp	202	GF/Self
BUCKLEY SERENA	NEW ORLEANS LA	Conf/Semnr/Wkshp	130	GF/Self
BUCKLEY SERENA	NEW ORLEANS LA	Conf/Semnr/Wkshp	155	GF/Self
BURGESS BRIGITTE	CHICAGO IL	Presentation	1,117	GF/Self
BURGESS BRIGITTE	CHICAGO IL	Business Meeting	463	GF/Self
BURGESS BRIGITTE	CHICAGO IL	Business Meeting	56	GF/Self
BURKS STANLEY J	BEAUFORT SC	Performance	305	GF/Self
BURKS STANLEY J	FORT WORTH TX	Business Meeting	148	GF/Self
BURKS STANLEY J	BEAUFORT SC	Performance	1,313	GF/Self
BURKS STANLEY J	HOUMA LA	Business Meeting	144	GF/Self
BURKS STANLEY J	HOUMA LA	Business Meeting	79	GF/Self
BURT EDJOHN	PTE/SCOTT LA	Conf/Semnr/Wkshp	518	GF/Self
BURT EDJOHN	SCOTT LA	Business Meeting	185	GF/Self
BUSH JACQUELYN THERESA	RALEIGH NC	Conf/Semnr/Wkshp	10	GF/Self
BUSH JACQUELYN THERESA	RALEIGH NC	Conf/Semnr/Wkshp	74	GF/Self

**OUT-OF-STATE TRAVEL
FISCAL YEAR 2022**

University of Southern Mississippi (268-00)

Name of Agency

Note: All expenditures recorded on this form must be totaled and said total must agree with the out-of-state travel amount indicated for FY 2020 on Form Mbr-1, line 1.A.2.b.

Employee's Name	Destination	Purpose	Travel Cost	Funding Source
BUSH JACQUELYN THERESA	RALEIGH NC	Conf/Semnr/Wkshp	216	GF/Self
BYRD DAVID	COVINGTON KY	Conf/Semnr/Wkshp	568	GF/Self
BYRD DAVID	604110	Conf/Semnr/Wkshp	1,195	GF/Self
BYRD DAVID	604110	Conf/Semnr/Wkshp	79	GF/Self
BYRD DAVID	604110	Conf/Semnr/Wkshp	153	GF/Self
BYRD DAVID	PTE/COVINGTON KY	Conf/Semnr/Wkshp	239	GF/Self
BYRD DAVID	COVINGTON KY	Conf/Semnr/Wkshp	1,427	GF/Self
Byrd David	COVINGTON KY	Conf/Semnr/Wkshp	675	GF/Self
CANTRELL SIRENA	NEW ORLEANS LA	Conf/Semnr/Wkshp	1,065	GF/Self
CANTRELL SIRENA	NEW ORLEANS LA	Conf/Semnr/Wkshp	87	GF/Self
CANTRELL SIRENA	NEW ORLEANS LA	Conf/Semnr/Wkshp	131	GF/Self
CAPRON DANIEL W	MIAMI FL	Conf/Semnr/Wkshp	45	GF/Self
CAPRON DANIEL W	MIAMI FL	Conf/Semnr/Wkshp	389	GF/Self
CAREY CRAIG	ATLANTA GA	Conf/Semnr/Wkshp	137	GF/Self
CAREY CRAIG	ATLANTA GA	Conf/Semnr/Wkshp	438	GF/Self
CAREY CRAIG	ATLANTA GA	Conf/Semnr/Wkshp	140	GF/Self
CARR TRUEMENDA	PTE/NEW ORLEANS LA	Conf/Semnr/Wkshp	117	GF/Self
CARR TRUEMENDA	NEW ORLEANS LA	Conf/Semnr/Wkshp	310	GF/Self
CASCIO A	FY20/PTE/SEATTLE WA	Training	479	GF/Self
CASCIO AMANDA	SEATTLE WA	Business Meeting	1,652	GF/Self
CASCIO AMANDA	FY20/PTE/SEATTLE WA	Other	479	GF/Self
CASCIO AMANDA	SEATTLE WA	Business Meeting	60	GF/Self
CASCIO AMANDA	DALLAS TX	Conf/Semnr/Wkshp	1,117	GF/Self
CASCIO AMANDA	ORLANDO FL	Conf/Semnr/Wkshp	1,109	GF/Self
CASCIO AMANDA	PTE/ORLANDO FL	Conf/Semnr/Wkshp	414	GF/Self
CASCIO AMANDA	ORLANDO FL	Conf/Semnr/Wkshp	60	GF/Self
CASEY MATTHEW R	HOUSTON TX	Research and Teaching	84	GF/Self
CASEY MATTHEW R	HOUSTON TX	Research and Teaching	680	GF/Self
CAUSBY MELODY	BATON ROUGE LA	Conf/Semnr/Wkshp	77	GF/Self
CAUSEY C	FY20/PTE/MINN MN	Conference	521	GF/Self
CAUSEY CORNELIA	FY20/PTE/MINN MN	Conf/Semnr/Wkshp	521	GF/Self

**OUT-OF-STATE TRAVEL
FISCAL YEAR 2022**

University of Southern Mississippi (268-00)

Name of Agency

Note: All expenditures recorded on this form must be totaled and said total must agree with the out-of-state travel amount indicated for FY 2020 on Form Mbr-1, line 1.A.2.b.

Employee's Name	Destination	Purpose	Travel Cost	Funding Source
CAUSEY CORNELIA	MINNEAPOLIS MN	Conf/Semnr/Wkshp	1,357	GF/Self
CAUSEY CORNELIA	MINNEAPOLIS MN	Conf/Semnr/Wkshp	108	GF/Self
CAUSEY CORNELIA	CAN/NASHVILLE TN	Conf/Semnr/Wkshp	456	GF/Self
CAUSEY CORNELIA	MINNEAPOLIS MN	Conf/Semnr/Wkshp	59	GF/Self
CHITIC-HOLMES MARA E	NEW ORLEANS LA	Conf/Semnr/Wkshp	752	GF/Self
CLASSEN AUDRA	NASHVILLE TN	Conf/Semnr/Wkshp	106	GF/Self
CLASSEN AUDRA	PTE/NASHVILLE TN	Conf/Semnr/Wkshp	394	GF/Self
CLEMENT NAOMI CLARK	ALEXANDRIA VA	Conf/Semnr/Wkshp	809	GF/Self
CLEMENT NAOMI CLARK	ALEXANDRIA VA	Conf/Semnr/Wkshp	78	GF/Self
CLEMENT NAOMI CLARK	PTE/ALEXANDRIA VA	Conf/Semnr/Wkshp	268	GF/Self
CLEMENT NAOMI CLARK	ALEXANDRIA VA	Conf/Semnr/Wkshp	60	GF/Self
CLINTON CORI A	PTE/NEW ORLEANS LA	Conf/Semnr/Wkshp	117	GF/Self
CLINTON CORI A	NEW ORLEANS LA	Conf/Semnr/Wkshp	290	GF/Self
Coats Dixie	COLORADO SPRINGS CO	Conf/Semnr/Wkshp	1,245	GF/Self
Coats Dixie	CLEVELAND OH	Conf/Semnr/Wkshp	2,345	GF/Self
Coats Dixie	CHICAGO IL	Conf/Semnr/Wkshp	889	GF/Self
Coats Dixie	ORLANDO FL	Conf/Semnr/Wkshp	2,445	GF/Self
Coats Dixie	CHIACGO IL	Conf/Semnr/Wkshp	1,428	GF/Self
Coats Dixie	ORLANDO FL	Conf/Semnr/Wkshp	1,595	GF/Self
Coats Dixie	NEW ORLEANS LA	Conf/Semnr/Wkshp	750	GF/Self
Coats Dixie	NASHVILLE TN	Conf/Semnr/Wkshp	1,295	GF/Self
Coats Dixie	NASHVILLE TN	Conf/Semnr/Wkshp	1,245	GF/Self
Coats Dixie	NASHVILLE TN	Conf/Semnr/Wkshp	1,545	GF/Self
Coats Dixie	NEW ORLEANS LA	Conf/Semnr/Wkshp	1,799	GF/Self
Coats Dixie	LA JOLLA CA	Conf/Semnr/Wkshp	425	GF/Self
Coats Dixie	INDIANAPOLIS IN	Conf/Semnr/Wkshp	750	GF/Self
Coats Dixie	LA JOLLA CA	Conf/Semnr/Wkshp	(425)	GF/Self
Coats Dixie	SALT LAKE CITY UT	Conf/Semnr/Wkshp	1,399	GF/Self
Coats Dixie	PHILADELPHIA PA	Conf/Semnr/Wkshp	925	GF/Self
Coats Dixie	PHILADELPHIA PA	Conf/Semnr/Wkshp	925	GF/Self
Coats Dixie	BILOXI MS	Conf/Semnr/Wkshp	150	GF/Self
Coats Dixie	PHILADELPHIA PA	Conf/Semnr/Wkshp	925	GF/Self

**OUT-OF-STATE TRAVEL
FISCAL YEAR 2022**

University of Southern Mississippi (268-00)

Name of Agency

Note: All expenditures recorded on this form must be totaled and said total must agree with the out-of-state travel amount indicated for FY 2020 on Form Mbr-1, line 1.A.2.b.

Employee's Name	Destination	Purpose	Travel Cost	Funding Source
Coats Dixie	BELLEVUE WA	Conf/Semnr/Wkshp	947	GF/Self
Coats Dixie	LAS VEGAS NV	Conf/Semnr/Wkshp	2,495	GF/Self
Coats Dixie	SALT LAKE CITY UT	Conf/Semnr/Wkshp	(1,399)	GF/Self
Coats Dixie	INDIANAPOLIS IN	Conf/Semnr/Wkshp	(750)	GF/Self
Coats Dixie	BELLEVUE WA	Conf/Semnr/Wkshp	(947)	GF/Self
Coats Dixie	LAS VEGAS	Conf/Semnr/Wkshp	(2,495)	GF/Self
Coats Dixie	PHILIDELPHIA PA	Conf/Semnr/Wkshp	(925)	GF/Self
COCHRAN DAVID M	TAMPA FL	Conf/Semnr/Wkshp	718	GF/Self
COCHRAN DAVID M	TAMPA FL	Conf/Semnr/Wkshp	80	GF/Self
COCHRAN DAVID M	TAMPA FL	Conf/Semnr/Wkshp	2	GF/Self
COCHRAN NOAL B	DC	Business Meeting	672	GF/Self
COCHRAN NOAL B	DC	Business Meeting	106	GF/Self
COCHRAN NOAL B	DC	Business Meeting	291	GF/Self
COCHRAN NOAL B	DC	Business Meeting	90	GF/Self
COCHRAN NOAL B	NEW ORLEANS LA	Conf/Semnr/Wkshp	546	GF/Self
COCHRAN NOAL B	NEW ORLEANS LA	Conf/Semnr/Wkshp	130	GF/Self
COCHRAN NOAL B	NEW ORLEANS LA	Conf/Semnr/Wkshp	101	GF/Self
COCUMELLI STEPHEN	TAMPA FL	Conf/Semnr/Wkshp	1,159	GF/Self
Coll James P	ORANGE BEACH AL	Conf/Semnr/Wkshp	1,075	GF/Self
COLLINS MARY JANE	CHICAGO IL	Conf/Semnr/Wkshp	1,023	GF/Self
COLLINS MARY JANE	PTE/CHICAGO IL	Conf/Semnr/Wkshp	241	GF/Self
COLLINS MARY JANE	CHICAGO IL	Conf/Semnr/Wkshp	65	GF/Self
CONDIT CHRISTOPHER	NEW PORT BEACH CA	Conf/Semnr/Wkshp	360	GF/Self
CONDIT CHRISTOPHER	NEW PORT BEACH CA	Conf/Semnr/Wkshp	145	GF/Self
CONDIT CHRISTOPHER	NEW PORT BEACH CA	Conf/Semnr/Wkshp	109	GF/Self
CONDIT CHRISTOPHER	NEW PORT BEACH CA	Conf/Semnr/Wkshp	122	GF/Self
CONDIT CHRISTOPHER	NEWPORT BEACH CA	Conf/Semnr/Wkshp	749	GF/Self
Connell Carol	HATTIESBURG MS	Conf/Semnr/Wkshp	101	GF/Self
CONNER J SYD	PTE/DC	Business Meeting	515	GF/Self
COOK C	FY20/PTE/MINN MN	Workshop	1,116	GF/Self
COOK CHARLES	FY20/PTE/MINN MN	Conf/Semnr/Wkshp	1,116	GF/Self
COOK CHARLES	MINNEAPOLIS MN	Conf/Semnr/Wkshp	353	GF/Self

**OUT-OF-STATE TRAVEL
FISCAL YEAR 2022**

University of Southern Mississippi (268-00)

Name of Agency

Note: All expenditures recorded on this form must be totaled and said total must agree with the out-of-state travel amount indicated for FY 2020 on Form Mbr-1, line 1.A.2.b.

Employee's Name	Destination	Purpose	Travel Cost	Funding Source
Cook Charles	BALTIMORE MD	Conf/Semnr/Wkshp	550	GF/Self
Cook Charles	MINNEAPOLIS MN	Conf/Semnr/Wkshp	418	GF/Self
COOPER S	FY20/PTE/ST LOUIS MO	Conference	447	GF/Self
COOPER SUBRINA L	FY20/PTE/ST LOUIS MO	Conf/Semnr/Wkshp	447	GF/Self
COOPER SUBRINA L	ST LOUIS MO	Business Meeting	168	GF/Self
COOPER SUBRINA L	ST LOUIS MO	Business Meeting	15	GF/Self
COOPER SUBRINA L	ST LOUIS MO	Business Meeting	161	GF/Self
COURTS JENNIFER	CHATTANOOGA TN	Conf/Semnr/Wkshp	456	GF/Self
CRAIG RICHARD	PTE/PHILADELPHIA PA	Conf/Semnr/Wkshp	379	GF/Self
CRAWFORD DEENA	SAN ANTONIO TX	Conf/Semnr/Wkshp	1,376	GF/Self
CRAWFORD DEENA	SAN ANTONIO TX	Conf/Semnr/Wkshp	22	GF/Self
CRAWFORD DEENA	PTE/DALLAS TX	Conf/Semnr/Wkshp	404	GF/Self
CRAWFORD DEENA	SAN ANTONIO TX	Conf/Semnr/Wkshp	152	GF/Self
CROFT CHRIS	NEW ORLEANS LA	Conf/Semnr/Wkshp	201	GF/Self
CROFT CHRIS	NEW ORLEANS LA	Conf/Semnr/Wkshp	131	GF/Self
CROFT CHRIS	NEW ORLEANS LA	Conf/Semnr/Wkshp	5	GF/Self
CROFT CHRIS	NEW ORLEANS LA	Conf/Semnr/Wkshp	350	GF/Self
D STAFFORD AND ASSOCIATES LLC	REHOBOTH BEACH DE	Conf/Semnr/Wkshp	775	GF/Self
DAUGHERTY CRYSTAL DAWN	BALTIMORE MD	Conf/Semnr/Wkshp	823	GF/Self
DAUGHERTY CRYSTAL DAWN	BALTIMORE MD	Conf/Semnr/Wkshp	274	GF/Self
DAUGHERTY CRYSTAL DAWN	BALTIMORE MD	Conf/Semnr/Wkshp	80	GF/Self
DAUGHERTY CRYSTAL DAWN	BALTIMORE MD	Conf/Semnr/Wkshp	185	GF/Self
DAVIES DAVID R	DALLAS TX	Recruitment	370	GF/Self
DAVIES DAVID R	FORT WALTON BEACH FL	Business Meeting	526	GF/Self
DAVIES DAVID R	DALLAS TX	Recruitment	281	GF/Self
DAVIES DAVID R	DALLAS TX	Recruitment	34	GF/Self
DAVIES DAVID R	FORT WALTON BEACH FL	Business Meeting	48	GF/Self
DAVIES DAVID R	DALLAS TX	Recruitment	355	GF/Self
DEAN CATHERINE	ST LOUIS MO	Conf/Semnr/Wkshp	275	GF/Self
Dean Jack	GREENSBORO NC	Conf/Semnr/Wkshp	265	GF/Self

**OUT-OF-STATE TRAVEL
FISCAL YEAR 2022**

University of Southern Mississippi (268-00)

Name of Agency

Note: All expenditures recorded on this form must be totaled and said total must agree with the out-of-state travel amount indicated for FY 2020 on Form Mbr-1, line 1.A.2.b.

Employee's Name	Destination	Purpose	Travel Cost	Funding Source
Dean Jack	GREENSBORO NC	Conf/Semnr/Wkshp	265	GF/Self
Dean Jack	BROOKINGS SD	Conf/Semnr/Wkshp	292	GF/Self
Dean Jack	CHICAGO IL	Conf/Semnr/Wkshp	350	GF/Self
Dean Jack	CHICAGO IL	Conf/Semnr/Wkshp	210	GF/Self
DEAN JACK L	RAPID CITY SD	Conf/Semnr/Wkshp	781	GF/Self
DEAN JACK L	RAPID CITY SD	Conf/Semnr/Wkshp	249	GF/Self
DEAN JACK L	CHICAGO IL	Conf/Semnr/Wkshp	745	GF/Self
DEAN JACK L	PTE/RAPID CITY SD	Conf/Semnr/Wkshp	969	GF/Self
DEAN JACK L	CHICAGO IL	Conf/Semnr/Wkshp	534	GF/Self
DEAN JACK L	CHICAGO IL	Conf/Semnr/Wkshp	250	GF/Self
DEANS JEREMY	PELHAM AL	Research and Teaching	95	GF/Self
DEANS JEREMY	GRAVES MOUNTAIN GA	Research and Teaching	172	GF/Self
DeFatta Bethanie	NEW ORLEANS LA	Conf/Semnr/Wkshp	695	GF/Self
DeFatta Bethanie	JACKSONVILLE FL	Conf/Semnr/Wkshp	410	GF/Self
DeFatta Bethanie	JACKSONVILLE FL	Conf/Semnr/Wkshp	535	GF/Self
DeFatta Bethanie	JACKSONVILLE FL	Conf/Semnr/Wkshp	535	GF/Self
DeFatta Bethanie	JACKSONVILLE FL	Conf/Semnr/Wkshp	410	GF/Self
DeFatta Bethanie	JACKSONVILLE FL	Conf/Semnr/Wkshp	660	GF/Self
DeFatta Bethanie	NEW ORLEANS LA	Conf/Semnr/Wkshp	465	GF/Self
DeFatta Bethanie	NEW ORLEANS LA-- REFUND FEE	Conf/Semnr/Wkshp	(465)	GF/Self
DELANCEY DESTINY	TAMPA FL	Conf/Semnr/Wkshp	889	GF/Self
DHAKAL PARIBARTAN	PHILADELPHIA PA	Conf/Semnr/Wkshp	58	GF/Self
DHAKAL PARIBARTAN	PHILADELPHIA PA	Conf/Semnr/Wkshp	142	GF/Self
DING JIU	KANSAS CITY MO	Conf/Semnr/Wkshp	81	GF/Self
DING JIU	KANSAS CITY MO	Conf/Semnr/Wkshp	30	GF/Self
DOGRU ALI KEMAL	SEATTLE WA	Conf/Semnr/Wkshp	715	GF/Self
DOGRU ALI KEMAL	SEATTLE WA	Conf/Semnr/Wkshp	133	GF/Self
DOGRU ALI KEMAL	SEATTLE WA	Conf/Semnr/Wkshp	463	GF/Self
DOGRU ALI KEMAL	SEATTLE WA	Conf/Semnr/Wkshp	104	GF/Self
DOGRU ALI KEMAL	SEATTLE WA	Conf/Semnr/Wkshp	585	GF/Self
DONALDSON JANET RENEE	ATLANTA GA	Business Meeting	1,088	GF/Self

**OUT-OF-STATE TRAVEL
FISCAL YEAR 2022**

University of Southern Mississippi (268-00)

Name of Agency

Note: All expenditures recorded on this form must be totaled and said total must agree with the out-of-state travel amount indicated for FY 2020 on Form Mbr-1, line 1.A.2.b.

Employee's Name	Destination	Purpose	Travel Cost	Funding Source
DONALDSON JANET RENEE	SLIDELL LA	Business Meeting	96	GF/Self
DONALDSON JANET RENEE	ATLANTA GA	Business Meeting	78	GF/Self
DONALDSON JANET RENEE	PTE/ATLANTA GA	Business Meeting	219	GF/Self
DONALDSON JANET RENEE	SLIDELL LA	Business Meeting	34	GF/Self
DONALDSON JANET RENEE	ATLANTA GA	Business Meeting	159	GF/Self
DONALDSON JANET RENEE	PTE/ATLANTA GA	Business Meeting	850	GF/Self
DRISKELL CHAD	DC	Business Meeting	1,162	GF/Self
DRISKELL CHAD	ATLANTA GA	Business Meeting	542	GF/Self
DRISKELL CHAD	FORT WORTH TX	Business Meeting	653	GF/Self
DRISKELL CHAD	DC	Business Meeting	635	GF/Self
DRISKELL CHAD	ATLANTA GA	Business Meeting	369	GF/Self
DRISKELL CHAD	FORT WORTH TX	Business Meeting	264	GF/Self
DRISKELL CHAD	DC	Business Meeting	179	GF/Self
DRISKELL CHAD	ATLANTA GA	Business Meeting	111	GF/Self
DRISKELL CHAD	FORT WORTH TX	Business Meeting	139	GF/Self
DRISKELL CHAD	BOSTON MA	Conf/Semnr/Wkshp	1,686	GF/Self
DRISKELL CHAD	BOSTON MA	Conf/Semnr/Wkshp	221	GF/Self
DUFRENE BRAD	NEW ORLEANS LA	Recruitment	133	GF/Self
DUNN KELLY LEA	FORT WALTON BCH FL	Conf/Semnr/Wkshp	102	GF/Self
DYKES M BRITTNEY	TAMPA FL	Conf/Semnr/Wkshp	14	GF/Self
DYKES M BRITTNEY	TAMPA FL	Conf/Semnr/Wkshp	78	GF/Self
DYKES M BRITTNEY	TAMPA FL	Conf/Semnr/Wkshp	66	GF/Self
EASTERWOOD ALLYSON GOODWIN	SAN DIEGO CA	Conf/Semnr/Wkshp	1,098	GF/Self
EASTERWOOD ALLYSON GOODWIN	DC	Business Meeting	407	GF/Self
EASTERWOOD ALLYSON GOODWIN	PTE/DC&JACKSON MS	Business Meeting	472	GF/Self
EASTERWOOD ALLYSON GOODWIN	SAN DIEGO CA	Conf/Semnr/Wkshp	86	GF/Self
EASTERWOOD ALLYSON GOODWIN	DC	Business Meeting	158	GF/Self
EASTERWOOD ALLYSON GOODWIN	PTE/SAN DIEGO CA	Conf/Semnr/Wkshp	389	GF/Self

**OUT-OF-STATE TRAVEL
FISCAL YEAR 2022**

University of Southern Mississippi (268-00)

Name of Agency

Note: All expenditures recorded on this form must be totaled and said total must agree with the out-of-state travel amount indicated for FY 2020 on Form Mbr-1, line 1.A.2.b.

Employee's Name	Destination	Purpose	Travel Cost	Funding Source
Ellison Charles	HARAHAN LA	Research and Teaching	900	GF/Self
Ellison Charles	HARAHAN LA	Research and Teaching	900	GF/Self
ELLISON III CHARLES ROBERT	HARAHAN LA	Business Meeting	660	GF/Self
ELLISON III CHARLES ROBERT	HARAHAN LA	Business Meeting	729	GF/Self
ELLISON III CHARLES ROBERT	HARAHAN LA	Business Meeting	139	GF/Self
ELLISON III CHARLES ROBERT	HARAHAN LA	Business Meeting	139	GF/Self
ESTILL APRIL	DC	Conf/Semnr/Wkshp	740	GF/Self
ESTILL APRIL	DC	Conf/Semnr/Wkshp	133	GF/Self
ESTILL APRIL	PTE/DC	Conf/Semnr/Wkshp	454	GF/Self
ESTILL APRIL	DC	Conf/Semnr/Wkshp	454	GF/Self
ESTILL APRIL	DC	Conf/Semnr/Wkshp	172	GF/Self
EVANS JESSICA	PTE/PHILADELPHIA PA	Conf/Semnr/Wkshp	613	GF/Self
FALER MARTHA	BATON ROUGE LA	Recruitment	116	GF/Self
FASTRING DANIELLE	PHILADELPHIA PA	Conf/Semnr/Wkshp	1,065	GF/Self
FASTRING DANIELLE	PHILADELPHIA PA	Conf/Semnr/Wkshp	26	GF/Self
FASTRING DANIELLE	PHILADELPHIA PA	Conf/Semnr/Wkshp	406	GF/Self
FASTRING DANIELLE	PHILADELPHIA PA	Conf/Semnr/Wkshp	162	GF/Self
FASTRING DANIELLE	PHILADELPHIA PA	Conf/Semnr/Wkshp	395	GF/Self
FEARING ANN MARIE	SNOWBIRD UT	Conf/Semnr/Wkshp	167	GF/Self
FELIPE ANTHONY	WAPPINGERS FLS NY	Business Meeting	645	GF/Self
FELIPE ANTHONY	WAPPINGERS FLS NY	Business Meeting	79	GF/Self
FELIPE ANTHONY	WAPPINGERS FLS NY	Business Meeting	385	GF/Self
FELIPE ANTHONY	PTE/WAPPINGERS FLS NY	Business Meeting	553	GF/Self
FERGUSON M	FY20/PTE/LNG BCH CA	Conference	452	GF/Self
FERGUSON MARK P	FY20/PTE/LNG BCH CA	Conf/Semnr/Wkshp	452	GF/Self
FERGUSON MARK P	LONG BEACH CA	Conf/Semnr/Wkshp	1,204	GF/Self
FERGUSON MARK P	LONG BEACH CA	Conf/Semnr/Wkshp	140	GF/Self
FERGUSON MARK P	LONG BEACH CA	Conf/Semnr/Wkshp	297	GF/Self
FILIZ SUKRIYE ELIF	SAN DIEGO CA	Conf/Semnr/Wkshp	262	GF/Self
FILIZ SUKRIYE ELIF	PTE/SAN DIEGO CA	Conf/Semnr/Wkshp	558	GF/Self

**OUT-OF-STATE TRAVEL
FISCAL YEAR 2022**

University of Southern Mississippi (268-00)

Name of Agency

Note: All expenditures recorded on this form must be totaled and said total must agree with the out-of-state travel amount indicated for FY 2020 on Form Mbr-1, line 1.A.2.b.

Employee's Name	Destination	Purpose	Travel Cost	Funding Source
FILIZ SUKRIYE ELIF	PTE/SAN DIEGO CA	Conf/Semnr/Wkshp	180	GF/Self
FLETCHER STACY REISCHMAN	LONDON ENGLAND	Performance	1,000	GF/Self
FLETCHER STACY REISCHMAN	PITTSBURGH PA	Business Meeting	708	GF/Self
FLETCHER STACY REISCHMAN	PITTSBURGH PA	Business Meeting	12	GF/Self
FLETCHER STACY REISCHMAN	PTE/SARASOTA FL	Conf/Semnr/Wkshp	316	GF/Self
FLETCHER STACY REISCHMAN	PITTSBURGH PA	Business Meeting	102	GF/Self
FLETCHER STACY REISCHMAN	SARASOTA FL	Conf/Semnr/Wkshp	944	GF/Self
FLETCHER STACY REISCHMAN	SARASOTA FL	Conf/Semnr/Wkshp	73	GF/Self
FLETCHER STACY REISCHMAN	SARASOTA FL	Conf/Semnr/Wkshp	316	GF/Self
FLETCHER STACY REISCHMAN	SARASOTA FL	Conf/Semnr/Wkshp	73	GF/Self
FLORENCE CITY BOARD OF EDUCATION	FLORENCE AL	Performance	975	GF/Self
FLOWERS ERRON	BATON ROUGE LA	Recruitment	638	GF/Self
FLOWERS ERRON	BATON ROUGE LA	Recruitment	136	GF/Self
Flowers Jr Erron Neal	HOUSTON TX	Conf/Semnr/Wkshp	450	GF/Self
Flowers Jr Erron Neal	PHILADELPHIA PA	Conf/Semnr/Wkshp	925	GF/Self
Flowers Jr Erron Neal	ALEXANDRIA VA	Conf/Semnr/Wkshp	250	GF/Self
Flowers Jr Erron Neal	ALEXANDRIA VA	Conf/Semnr/Wkshp	250	GF/Self
Flowers Jr Erron Neal	NEW ORLEANS LA	Conf/Semnr/Wkshp	695	GF/Self
Flowers Jr Erron Neal	BOWLING GREEN KY	Conf/Semnr/Wkshp	145	GF/Self
Flowers Jr Erron Neal	BOWLING GREEN KY	Conf/Semnr/Wkshp	145	GF/Self
Flowers Jr Erron Neal	BOWLING GREEN KY	Conf/Semnr/Wkshp	145	GF/Self
Flowers Jr Erron Neal	NEW ORLEANS LA	Conf/Semnr/Wkshp	895	GF/Self
Flowers Jr Erron Neal	NEW ORLEANS LA	Conf/Semnr/Wkshp	(695)	GF/Self
Flowers Jr Erron Neal	NEW ORLEANS LA	Conf/Semnr/Wkshp	(895)	GF/Self
Flowers Jr Erron Neal	HOUSTON	Conf/Semnr/Wkshp	(73)	GF/Self
Flowers Jr Erron Neal	HOUSTON	Conf/Semnr/Wkshp	(73)	GF/Self
Flowers Jr Erron Neal	HOUSTON	Conf/Semnr/Wkshp	(73)	GF/Self
Foreman Christina	NEW ORLEANS LA	Conf/Semnr/Wkshp	595	GF/Self

**OUT-OF-STATE TRAVEL
FISCAL YEAR 2022**

University of Southern Mississippi (268-00)

Name of Agency

Note: All expenditures recorded on this form must be totaled and said total must agree with the out-of-state travel amount indicated for FY 2020 on Form Mbr-1, line 1.A.2.b.

Employee's Name	Destination	Purpose	Travel Cost	Funding Source
FOSTER HOLLY ANN	RALEIGH NC	Conf/Semnr/Wkshp	575	GF/Self
FOSTER HOLLY ANN	PTE/RALEIGH NC	Conf/Semnr/Wkshp	214	GF/Self
FOSTER JAMYE	CHICAGO IL	Recruitment	1,132	GF/Self
FOSTER JAMYE	CHICAGO IL	Recruitment	389	GF/Self
Fuller Gregory	LONG BEACH MS	Research and Teaching	39	GF/Self
Fuller Gregory	LONG BEACH MS	Research and Teaching	39	GF/Self
Fuller Gregory	LONG BEACH MS	Research and Teaching	39	GF/Self
Fuller Gregory	LONG BEACH MS	Research and Teaching	39	GF/Self
Fuller Gregory	LONG BEACH MS	Research and Teaching	39	GF/Self
Fuller Gregory	HATTIESBURG MS	Other	200	GF/Self
Fuller Gregory	BATON ROUGE LA	Conf/Semnr/Wkshp	363	GF/Self
Fuller Gregory	MONTGOMERY AL	Conf/Semnr/Wkshp	370	GF/Self
Fuller Gregory	HATTIESBURG MS	Other	58	GF/Self
Fuller Gregory	HATTIESBURG MS	Other	100	GF/Self
Fuller Gregory	HATTIESBURG MS	Other	58	GF/Self
Fuller Gregory	HATTIESBURG MS	Performance	200	GF/Self
Fuller Gregory	LONG BEACH MS	Research and Teaching	39	GF/Self
Fuller Gregory	LONG BEACH MS	Research and Teaching	39	GF/Self
Fuller Gregory	HATTIESBURG MS	Other	39	GF/Self
Fuller Gregory	LONG BEACH MS	Research and Teaching	39	GF/Self
Fuller Gregory	LONG BEACH MS	Performance	78	GF/Self
Fuller Gregory	LONG BEACH MS	Research and Teaching	39	GF/Self
Fuller Gregory	LONG BEACH MS	Research and Teaching	39	GF/Self
Fuller Gregory	LONG BEACH MS	Research and Teaching	39	GF/Self
Fuller Gregory	LONG BEACH MS	Research and Teaching	39	GF/Self
Fuller Gregory	MONTGOMERY AL	Conf/Semnr/Wkshp	146	GF/Self
Fuller Gregory	LONG BEACH MS	Research and Teaching	39	GF/Self
Fuller Gregory	BILOXI MS	Business Meeting	(30)	GF/Self
Fuller Gregory	LONG BEACH MS	Research and Teaching	39	GF/Self
Fuller Gregory	LONG BEACH MS	Research and Teaching	39	GF/Self
Fuller Gregory	NEW ORLEANS LA	Other	100	GF/Self
Fuller Gregory	NEW ORLEANS LA	Performance	100	GF/Self
Fuller Gregory	LONG BEACH MS	Research and Teaching	39	GF/Self

**OUT-OF-STATE TRAVEL
FISCAL YEAR 2022**

University of Southern Mississippi (268-00)

Name of Agency

Note: All expenditures recorded on this form must be totaled and said total must agree with the out-of-state travel amount indicated for FY 2020 on Form Mbr-1, line 1.A.2.b.

Employee's Name	Destination	Purpose	Travel Cost	Funding Source
Fuller Gregory	USM GULF PARK CAMPUS	Research and Teaching	39	GF/Self
FULLER GREGORY ALAN	SEMMES THEODORE AL & MS	Performance	462	GF/Self
FULLER GREGORY ALAN	SEMMES AL GULFPORT MS	Recruitment	462	GF/Self
FULLER GREGORY ALAN	SEMMES THEODORE AL & MS	Recruitment	(462)	GF/Self
GATES	FY20 PTE/SEATTLE WA	Training	479	GF/Self
GATES KAYLA	PTE/SEATTLE WA	Other	479	GF/Self
GATES KAYLA	ORLANDO FL	Conf/Semnr/Wkshp	1,109	GF/Self
GATES KAYLA	ORLANDO FL	Conf/Semnr/Wkshp	755	GF/Self
GATES KAYLA	PTE/ORLANDO FL	Conf/Semnr/Wkshp	413	GF/Self
GATES KAYLA	PTE/ORLANDO FL	Conf/Semnr/Wkshp	413	GF/Self
GATES KAYLA	ORLANDO FL	Conf/Semnr/Wkshp	60	GF/Self
Gaudet Cynthia	BALTIMORE MD	Conf/Semnr/Wkshp	350	GF/Self
GAUDET CYNTHIA H	BALTIMORE MD	Conf/Semnr/Wkshp	274	GF/Self
GAUDET CYNTHIA H	BALTIMORE MD	Conf/Semnr/Wkshp	456	GF/Self
GAUDET CYNTHIA H	BALTIMORE MD	Conf/Semnr/Wkshp	47	GF/Self
GEHLAWAT MONIKA	CHICAGO IL	Conf/Semnr/Wkshp	165	GF/Self
GEHLAWAT MONIKA	CHICAGO IL	Conf/Semnr/Wkshp	142	GF/Self
GEHLAWAT MONIKA	CHICAGO IL	Conf/Semnr/Wkshp	282	GF/Self
GEHLAWAT MONIKA	CHICAGO IL	Conf/Semnr/Wkshp	113	GF/Self
GERARDO S	FY20/PTE/OCEAN SPRINGS MS	Observation	92	GF/Self
GERHART JAMES	HUNTSVILLE AL	Presentation	720	GF/Self
GERHART JAMES	NASHVILLE TN	Recruitment	961	GF/Self
GERHART JAMES	DESTIN FL	Recruitment	212	GF/Self
GERHART JAMES	HUNTSVILLE AL	Recruitment	595	GF/Self
GERHART JAMES	BIRMINGHAM AL	Recruitment	202	GF/Self
GERHART JAMES	LAFAYETTE LA	Recruitment	105	GF/Self
GERHART JAMES	HUNTSVILLE AL	Presentation	70	GF/Self
GERHART JAMES	HUNTSVILLE AL	Recruitment	20	GF/Self
GHOLSON BOB	NEW ORLEANS LA	Conf/Semnr/Wkshp	539	GF/Self
GHOLSON BOB	NEW ORLEANS LA	Conf/Semnr/Wkshp	129	GF/Self

**OUT-OF-STATE TRAVEL
FISCAL YEAR 2022**

University of Southern Mississippi (268-00)

Name of Agency

Note: All expenditures recorded on this form must be totaled and said total must agree with the out-of-state travel amount indicated for FY 2020 on Form Mbr-1, line 1.A.2.b.

Employee's Name	Destination	Purpose	Travel Cost	Funding Source
GHOLSON BOB	NEW ORLEANS LA	Conf/Semnr/Wkshp	106	GF/Self
GIBBS SHERRHONDA	NEW ORLEANS LA	Conf/Semnr/Wkshp	226	GF/Self
GIBBS SHERRHONDA	NEW ORLEANS LA	Business Meeting	1,153	GF/Self
GIBBS SHERRHONDA	NEW ORLEANS LA	Conf/Semnr/Wkshp	132	GF/Self
GIBBS SHERRHONDA	NEW ORLEANS LA	Business Meeting	129	GF/Self
GIBBS SHERRHONDA	NEW ORLEANS LA	Conf/Semnr/Wkshp	60	GF/Self
GIBBS SHERRHONDA	NEW ORLEANS LA	Business Meeting	217	GF/Self
Gibbs SherRhonda R	NEW ORLEANS LA	Conf/Semnr/Wkshp	600	GF/Self
GILLESPIE ALLISON	HOUSTON TX	Conf/Semnr/Wkshp	1,226	GF/Self
GILLESPIE ALLISON	HOUSTON TX	Conf/Semnr/Wkshp	230	GF/Self
GILLESPIE ALLISON	HOUSTON TX	Conf/Semnr/Wkshp	9	GF/Self
GOULD TRENT	ATLANTA GA	Conf/Semnr/Wkshp	294	GF/Self
GOULD TRENT	NEW ORLEANS LA	Conf/Semnr/Wkshp	573	GF/Self
GOULD TRENT	ATLANTA GA	Conf/Semnr/Wkshp	77	GF/Self
GOULD TRENT	NEW ORLEANS LA	Conf/Semnr/Wkshp	130	GF/Self
GOULD TRENT	PTE/ATLANTA GA	Conf/Semnr/Wkshp	299	GF/Self
GOULD TRENT	ATLANTA GA	Conf/Semnr/Wkshp	245	GF/Self
GOULD TRENT	ATLANTA GA	Conf/Semnr/Wkshp	81	GF/Self
GOULD TRENT	NEW ORLEANS LA	Conf/Semnr/Wkshp	101	GF/Self
GRAMES HEATH	TUSCALOOSA AL	Recruitment	28	GF/Self
GRAMMER ASHLEY	BIRMINGHAM AL	Recruitment	379	GF/Self
GRANGER PORTIA COLLINS	BONITA SPRINGS FL	Conf/Semnr/Wkshp	923	GF/Self
GRANGER PORTIA COLLINS	BONITA SPRINGS FL	Conf/Semnr/Wkshp	146	GF/Self
GRANGER PORTIA COLLINS	BONITA SPRINGS FL	Conf/Semnr/Wkshp	499	GF/Self
GRANGER PORTIA COLLINS	BONITA SPRINGS FL	Conf/Semnr/Wkshp	117	GF/Self
GREEN CAROL D	CHARLESTON SC	Conf/Semnr/Wkshp	889	GF/Self
GREEN CAROL D	CHARLESTON SC	Conf/Semnr/Wkshp	174	GF/Self
GRIDER HOLLY	PTE/AUSTIN TX	Conf/Semnr/Wkshp	228	GF/Self
GRIFFITT ROBERT JOE	PTE/DC	Business Meeting	210	GF/Self
GRIFFITT ROBERT JOE	DC	Conf/Semnr/Wkshp	376	GF/Self

**OUT-OF-STATE TRAVEL
FISCAL YEAR 2022**

University of Southern Mississippi (268-00)

Name of Agency

Note: All expenditures recorded on this form must be totaled and said total must agree with the out-of-state travel amount indicated for FY 2020 on Form Mbr-1, line 1.A.2.b.

Employee's Name	Destination	Purpose	Travel Cost	Funding Source
GRIFFITT ROBERT JOE	DC	Conf/Semnr/Wkshp	97	GF/Self
GRIVNO MAX L	JACKSONVILLE FL	Conf/Semnr/Wkshp	779	GF/Self
GRIVNO MAX L	JACKSONVILLE FL	Conf/Semnr/Wkshp	78	GF/Self
GRIVNO MAX L	JACKSONVILLE FL	Conf/Semnr/Wkshp	376	GF/Self
GRIVNO MAX L	JACKSONVILLE FL	Conf/Semnr/Wkshp	70	GF/Self
GRUZINSKAS EMILY	DC	Research and Teaching	179	GF/Self
GRUZINSKAS EMILY	DC	Research and Teaching	166	GF/Self
GRUZINSKAS EMILY	METAIRIE LA	Recruitment	20	GF/Self
GRUZINSKAS EMILY	NEW ORLEANS LA	Conf/Semnr/Wkshp	1,135	GF/Self
GRUZINSKAS EMILY	NEW ORLEANS LA	Conf/Semnr/Wkshp	14	GF/Self
GUDLA CHARAN	LONDON ENGLAND	Conf/Semnr/Wkshp	718	GF/Self
GUEST STEPHANIE	PTE/NEW ORLEANS LA	Conf/Semnr/Wkshp	123	GF/Self
GUEST STEPHANIE	NEW ORLEANS LA	Conf/Semnr/Wkshp	313	GF/Self
GULLEDGE LAURA M	SAN FRANCISCO CA	Presentation	760	GF/Self
GULLEDGE LAURA M	SAN FRANCISCO CA	Presentation	79	GF/Self
GULLEDGE LAURA M	SAN FRANCISCO CA	Presentation	417	GF/Self
GULLEDGE LAURA M	SAN FRANCISCO CA	Presentation	138	GF/Self
GULLEDGE LAURA M	SAN FRANCISCO CA	Presentation	200	GF/Self
HALEY ANDREW P	HOUSTON TX	Research and Teaching	112	GF/Self
HALEY ANDREW P	HOUSTON TX	Research and Teaching	115	GF/Self
HALEY ANDREW P	NEW ORLEANS LA	Research and Teaching	46	GF/Self
HALEY ANDREW P	HOUSTON TX	Research and Teaching	20	GF/Self
HALL STACEY	NEW ORLEANS LA	Conf/Semnr/Wkshp	707	GF/Self
HALL STACEY	NEW ORLEANS LA	Conf/Semnr/Wkshp	128	GF/Self
HALL STACEY	NEW ORLEANS LA	Conf/Semnr/Wkshp	159	GF/Self
Hall Stacey	NEW ORLEANS LA	Conf/Semnr/Wkshp	895	GF/Self
Hall Stacey	NEW ORLEANS LA	Conf/Semnr/Wkshp	795	GF/Self
Hall Stacey	NASHVILLE TN	Conf/Semnr/Wkshp	1,494	GF/Self
Hall Stacey	SANDESTIN FL	Conf/Semnr/Wkshp	320	GF/Self
Hall Stacey	SANDESTIN FL	Conf/Semnr/Wkshp	(320)	GF/Self
HAMDAN LEILA JANELLE	DC	Business Meeting	218	GF/Self
HAMDAN LEILA JANELLE	DC	Business Meeting	615	GF/Self

**OUT-OF-STATE TRAVEL
FISCAL YEAR 2022**

University of Southern Mississippi (268-00)

Name of Agency

Note: All expenditures recorded on this form must be totaled and said total must agree with the out-of-state travel amount indicated for FY 2020 on Form Mbr-1, line 1.A.2.b.

Employee's Name	Destination	Purpose	Travel Cost	Funding Source
HAMDAN LEILA JANELLE	DC	Business Meeting	80	GF/Self
Hamilton Mary	OXFORD MS	Business Meeting	75	GF/Self
Hamilton Mary	OXFORD MS	Business Meeting	(39)	GF/Self
HAMMOND JEFFREY W	HOUSTON TX	Recruitment	230	GF/Self
HAMPTON INN & SUITES	FLORENCE AL	Presentation	2,384	GF/Self
HAMPTON INN BOWLING GREEN	BOWLING GREEN KY	Conf/Semnr/Wkshp	5,910	GF/Self
HARALSON LUCAS	TUSCON AZ	Conf/Semnr/Wkshp	184	GF/Self
HARALSON LUCAS	NAUVOO AL	Conf/Semnr/Wkshp	273	GF/Self
HARALSON LUCAS	TUSCON AZ	Conf/Semnr/Wkshp	81	GF/Self
HARALSON LUCAS	NAUVOO AL	Conf/Semnr/Wkshp	77	GF/Self
HARALSON LUCAS	TUSCON AZ	Conf/Semnr/Wkshp	301	GF/Self
HARALSON LUCAS	TUSCON AZ	Conf/Semnr/Wkshp	26	GF/Self
HARRIS JASON	PTE/NASHVILLE TN	Conf/Semnr/Wkshp	264	GF/Self
HARRIS JASON	NASHVILLE TN	Conf/Semnr/Wkshp	1,074	GF/Self
HARRIS JASON	NASHVILLE TN	Conf/Semnr/Wkshp	203	GF/Self
HARRISON NETA B.	PTE/NEW ORLEANS LA	Conf/Semnr/Wkshp	117	GF/Self
HARRISON NETA B.	NEW ORLEANS LA	Conf/Semnr/Wkshp	437	GF/Self
Harvey Christy	MOBILE AL	Other	250	GF/Self
HATUA AMARTYA	AVILA SPAIN	Conf/Semnr/Wkshp	908	GF/Self
HATUA AMARTYA	AVILA SPAIN	Conf/Semnr/Wkshp	92	GF/Self
HATUA AMARTYA	SAN DIEGO CA	Conf/Semnr/Wkshp	405	GF/Self
HATUA AMARTYA	SAN DIEGO CA	Conf/Semnr/Wkshp	16	GF/Self
HATUA AMARTYA	SAN DIEGO CA	Conf/Semnr/Wkshp	27	GF/Self
HATUA AMARTYA	SAN DIEGO CA	Conf/Semnr/Wkshp	329	GF/Self
HATUA AMARTYA	SAN DIEGO CA	Conf/Semnr/Wkshp	40	GF/Self
HATUA AMARTYA	SAN DIEGO CA	Conf/Semnr/Wkshp	450	GF/Self
HATUA AMARTYA	AVILA SPAIN	Conf/Semnr/Wkshp	(1,000)	GF/Self
HATUA AMARTYA	AVILA SPAIN	Research and Teaching	1,000	GF/Self
HATUA AMARTYA	AVILA SPAIN	Research and Teaching	1,000	GF/Self
HATUA AMARTYA	AVILA SPAIN	Research and Teaching	(1,000)	GF/Self
HAWKINS-JONES JO YARKETTA	NEW ORLEANS LA	Conf/Semnr/Wkshp	231	GF/Self

**OUT-OF-STATE TRAVEL
FISCAL YEAR 2022**

University of Southern Mississippi (268-00)

Name of Agency

Note: All expenditures recorded on this form must be totaled and said total must agree with the out-of-state travel amount indicated for FY 2020 on Form Mbr-1, line 1.A.2.b.

Employee's Name	Destination	Purpose	Travel Cost	Funding Source
HAWKINS-JONES JO YARKETTA	NEW ORLEANS LA	Conf/Semnr/Wkshp	119	GF/Self
HAYES CHRISTOPHER TYLER	DC	Conf/Semnr/Wkshp	265	GF/Self
HAYES CHRISTOPHER TYLER	DC	Conf/Semnr/Wkshp	385	GF/Self
HAYES CHRISTOPHER TYLER	DC	Conf/Semnr/Wkshp	35	GF/Self
HAYES MONICA	CAN/BALTIMORE MD	Conf/Semnr/Wkshp	576	GF/Self
HAYHURST DAVID	PERTH AUSTRALIA	Conf/Semnr/Wkshp	1,500	GF/Self
HEINHORST SABINE	NEW ORLEANS LA	Conf/Semnr/Wkshp	423	GF/Self
HEINHORST SABINE	NEW ORLEANS LA	Conf/Semnr/Wkshp	130	GF/Self
HEINHORST SABINE	NEW ORLEANS LA	Conf/Semnr/Wkshp	66	GF/Self
HEITMULLER FRANKLIN	PHOENIX AZ	Conf/Semnr/Wkshp	800	GF/Self
HIGA TRAVIS	CHICAGO IL	Conf/Semnr/Wkshp	1,022	GF/Self
HIGA TRAVIS	NATCHITOCHESS LA	Conf/Semnr/Wkshp	393	GF/Self
HIGA TRAVIS	CHICAGO IL	Conf/Semnr/Wkshp	79	GF/Self
HIGA TRAVIS	CHICAGO IL	Conf/Semnr/Wkshp	498	GF/Self
HIGA TRAVIS	CHICAGO IL	Conf/Semnr/Wkshp	167	GF/Self
HIGA TRAVIS	CHICAGO IL	Conf/Semnr/Wkshp	200	GF/Self
HILL JOSHUA B	DC	Research and Teaching	151	GF/Self
HILL JOSHUA B	NEW ORLEANS LA	Conf/Semnr/Wkshp	130	GF/Self
HILL JOSHUA B	DC	Research and Teaching	461	GF/Self
HILL LILIAN H	ST LOUIS MO	Conf/Semnr/Wkshp	140	GF/Self
HILL LILIAN H	ST LOUIS MO	Conf/Semnr/Wkshp	360	GF/Self
HILL WILLIAM KEITH	CHICAGO IL	Conf/Semnr/Wkshp	1,698	GF/Self
HILL WILLIAM KEITH	CHICAGO IL	Conf/Semnr/Wkshp	131	GF/Self
HILL WILLIAM KEITH	CHICAGO IL	Conf/Semnr/Wkshp	516	GF/Self
HILL WILLIAM KEITH	CHICAGO IL	Conf/Semnr/Wkshp	141	GF/Self
HOESLY DUSTIN	ST LOUIS MO	Conf/Semnr/Wkshp	488	GF/Self
HOESLY DUSTIN	ST LOUIS MO	Conf/Semnr/Wkshp	77	GF/Self
HOESLY DUSTIN	ST LOUIS MO	Conf/Semnr/Wkshp	236	GF/Self
HOLDER REAGAN	HUNTSVILLE AL	Recruitment	620	GF/Self
HOLDER REAGAN	MEMPHIS TN	Recruitment	515	GF/Self

**OUT-OF-STATE TRAVEL
FISCAL YEAR 2022**

University of Southern Mississippi (268-00)

Name of Agency

Note: All expenditures recorded on this form must be totaled and said total must agree with the out-of-state travel amount indicated for FY 2020 on Form Mbr-1, line 1.A.2.b.

Employee's Name	Destination	Purpose	Travel Cost	Funding Source
HOLDER REAGAN	MEMPHIS TN	Recruitment	814	GF/Self
HOLDER REAGAN	TALLADEGA AL	Recruitment	638	GF/Self
HOLDER REAGAN	OXFORD TUPELO MEMPHIS & FL	Recruitment	1,501	GF/Self
HOLDER REAGAN	TN AND AL	Recruitment	2,340	GF/Self
HOLDER REAGAN	OXFORD TUPELO MEMPHIS & FL	Recruitment	(1,501)	GF/Self
HOLT DAVID	ST LOUIS MO	Research and Teaching	537	GF/Self
HOLT DAVID	ST LOUIS MO	Research and Teaching	213	GF/Self
HOWARD MILLY KATE	BIRMINGHAM AL	Recruitment	187	GF/Self
HOWDESHELL JULIE	HOUSTON TX	Business Meeting	492	GF/Self
HOWDESHELL JULIE	HOUSTON TX	Business Meeting	105	GF/Self
HOWDESHELL JULIE	HOUSTON TX	Business Meeting	41	GF/Self
HOWDESHELL JULIE	PTE/HOUSTON TX	Conf/Semnr/Wkshp	436	GF/Self
HOWDESHELL JULIE	CAN/PTE/CHICAGO IL	Conf/Semnr/Wkshp	448	GF/Self
Howdeshell Julie G	CHICAGO ORIGINALLY BUT MOVED TO VIRTUAL	Conf/Semnr/Wkshp	825	GF/Self
Howdeshell Julie G	ORIGINALLY CHICAGO; MOVED TO VIRTUAL	Conf/Semnr/Wkshp	(275)	GF/Self
HOWELL JAMES B	AUSTIN TX	Presentation	290	GF/Self
HOWELL JAMES B	AUSTIN TX	Presentation	141	GF/Self
HOWELL JAMES B	AUSTIN TX	Presentation	70	GF/Self
Hudson Christina	VIRTUAL CONFERENCE	Conf/Semnr/Wkshp	100	GF/Self
Hudson Christina	NOT TRAVELING. WILL PRESENT PAPER VIRTU	Conf/Semnr/Wkshp	1,150	GF/Self
HUFF LARRY	BEAUFORT SC	Business Meeting	764	GF/Self
HUFF LARRY	BEAUFORT SC	Business Meeting	688	GF/Self
HUFF LARRY	HOUMA LA	Business Meeting	204	GF/Self
HUFF LARRY	ATLANTA GA	Business Meeting	202	GF/Self
HUTCHINSON	FY20 PTE/SEATTLE WA	Conference	479	GF/Self
HUTCHINSON	FY20/PTE/LONG BEACH CA	Conference	322	GF/Self
HUTCHINSON THOMAS	LONG BCH CA	Conf/Semnr/Wkshp	1,333	GF/Self
HUTCHINSON THOMAS	SEATTLE WA	Conf/Semnr/Wkshp	1,652	GF/Self
HUTCHINSON THOMAS	DALLAS TX	Conf/Semnr/Wkshp	1,145	GF/Self
HUTCHINSON THOMAS	ORLANDO FL	Conf/Semnr/Wkshp	1,109	GF/Self

**OUT-OF-STATE TRAVEL
FISCAL YEAR 2022**

University of Southern Mississippi (268-00)

Name of Agency

Note: All expenditures recorded on this form must be totaled and said total must agree with the out-of-state travel amount indicated for FY 2020 on Form Mbr-1, line 1.A.2.b.

Employee's Name	Destination	Purpose	Travel Cost	Funding Source
HUTCHINSON THOMAS	LONG BCH CA	Conf/Semnr/Wkshp	140	GF/Self
HUTCHINSON THOMAS	LONG BCH CA	Conf/Semnr/Wkshp	104	GF/Self
HUTCHINSON THOMAS	SEATTLE WA	Conf/Semnr/Wkshp	234	GF/Self
HUTCHINSON THOMAS	FY20/PTE/SEATTLE WA	Conf/Semnr/Wkshp	479	GF/Self
HUTCHINSON THOMAS	FY20/PTE/LONG BEACH CA	Conf/Semnr/Wkshp	322	GF/Self
HUTCHINSON THOMAS	PTE/ORLANDO FL	Conf/Semnr/Wkshp	413	GF/Self
HUTCHINSON THOMAS	LONG BCH CA	Conf/Semnr/Wkshp	86	GF/Self
HUTCHINSON THOMAS	SEATTLE WA	Conf/Semnr/Wkshp	126	GF/Self
HUTCHINSON THOMAS	ORLANDO FL	Conf/Semnr/Wkshp	89	GF/Self
Hutchinson Thomas	LONG BEACH CA	Conf/Semnr/Wkshp	289	GF/Self
Hutchinson Thomas	SEATTLE WA	Conf/Semnr/Wkshp	230	GF/Self
Hutchinson Thomas	NEW ORLEANS LA	Conf/Semnr/Wkshp	11	GF/Self
Hutchinson Thomas	DALLAS TX	Conf/Semnr/Wkshp	1,335	GF/Self
Hutchinson Thomas	IRVING TX	Conf/Semnr/Wkshp	600	GF/Self
Hutchinson Thomas	ORLANDO FL	Conf/Semnr/Wkshp	1,935	GF/Self
Hutchinson Thomas	NASHVILLE TN	Conf/Semnr/Wkshp	900	GF/Self
Hutchinson Thomas	NASHVILLE TN	Conf/Semnr/Wkshp	900	GF/Self
Hutchinson Thomas	ORLANDP FL	Conf/Semnr/Wkshp	241	GF/Self
Hutchinson Thomas	SEATTLE WA	Conf/Semnr/Wkshp	3,996	GF/Self
Hutchinson Thomas	NASHVILLE TN	Conf/Semnr/Wkshp	900	GF/Self
Hutchinson Thomas	NASHVILLE TN	Conf/Semnr/Wkshp	(250)	GF/Self
Hutchinson Thomas	NASHVILLE TN	Conf/Semnr/Wkshp	(650)	GF/Self
ILIEV ILIYAN	CAN/PTE/CHICAGO IL	Conf/Semnr/Wkshp	379	GF/Self
ILIEV ILIYAN	CAN/PTE/CHICAGO IL	Conf/Semnr/Wkshp	279	GF/Self
ILIEV ILIYAN	CAN/PTE/CHICAGO IL	Conf/Semnr/Wkshp	215	GF/Self
INGRAM MATTHEW	VANCOUVER CANADA	Conf/Semnr/Wkshp	635	GF/Self
INGRAM MATTHEW	VANCOUVER CANADA	Conf/Semnr/Wkshp	(635)	GF/Self
Interdepartmental Invoices	Misc adjustments/II's	CAS Dean Spt - Debate Team	2,330	GF/Self
Interdepartmental Invoices	Misc adjustments/II's	CAS Dean Spt - Debate Team	238	GF/Self
Interdepartmental Invoices	Misc adjustments/II's	CAS Dean Spt - Debate Team	115	GF/Self
Interdepartmental Invoices	Misc adjustments/II's	CAS Dean Spt - Debate Team	562	GF/Self

**OUT-OF-STATE TRAVEL
FISCAL YEAR 2022**

University of Southern Mississippi (268-00)

Name of Agency

Note: All expenditures recorded on this form must be totaled and said total must agree with the out-of-state travel amount indicated for FY 2020 on Form Mbr-1, line 1.A.2.b.

Employee's Name	Destination	Purpose	Travel Cost	Funding Source
Interdepartmental Invoices	Misc adjustments/II's	Support from the Dean's Office	3,055	GF/Self
Interdepartmental Invoices	Misc adjustments/II's	Support from the Dean's Office	700	GF/Self
Interdepartmental Invoices	Misc adjustments/II's	Support from the Dean's Office	451	GF/Self
Interdepartmental Invoices	Misc adjustments/II's	Support from the Dean's Office	755	GF/Self
Interdepartmental Invoices	Misc adjustments/II's	Debate Team Support	456	GF/Self
Interdepartmental Invoices	Misc adjustments/II's	Debate Team Support	103	GF/Self
Interdepartmental Invoices	Misc adjustments/II's	Debate Team Support	543	GF/Self
Interdepartmental Invoices	Misc adjustments/II's	Debate Team Support	104	GF/Self
Interdepartmental Invoices	Misc adjustments/II's	Debate Team Support	140	GF/Self
Iverson Mary	LONG BEACH MS	Conf/Semnr/Wkshp	375	GF/Self
Iverson Mary	INDIANAPOLIS IN	Conf/Semnr/Wkshp	695	GF/Self
Iverson Mary	LOUISVILLE KY	Conf/Semnr/Wkshp	175	GF/Self
JACKSON STEVEN R	SAN FRANCISCO CA	Conf/Semnr/Wkshp	1,769	GF/Self
JACKSON STEVEN R	SAN FRANCISCO CA	Conf/Semnr/Wkshp	274	GF/Self
JACKSON STEVEN R	SAN FRANCISCO CA	Conf/Semnr/Wkshp	117	GF/Self
JACKSON STEVEN R	SAN FRANCISCO CA	Conf/Semnr/Wkshp	645	GF/Self
JAHN BRIANNA	SEATTLE WA	Conf/Semnr/Wkshp	205	GF/Self
JAHN BRIANNA	TUSCON AZ	Conf/Semnr/Wkshp	69	GF/Self
JAHN BRIANNA	FLORENCE AL	Conf/Semnr/Wkshp	91	GF/Self
JAHN BRIANNA	FLORENCE AL	Conf/Semnr/Wkshp	184	GF/Self
JAHN BRIANNA	SEATTLE WA	Conf/Semnr/Wkshp	275	GF/Self
JENKINS CHERYL D	BALTIMORE MD	Conf/Semnr/Wkshp	465	GF/Self
JENKINS CHERYL D	BALTIMORE MD	Conf/Semnr/Wkshp	135	GF/Self
JENKINS CHERYL D	PTE/BALTIMORE MD	Conf/Semnr/Wkshp	211	GF/Self
JENKINS CHERYL D	BALTIMORE MD	Conf/Semnr/Wkshp	90	GF/Self
JONES ASHLEY	BIRMINGHAM AL	Business Meeting	132	GF/Self
Jones Lisa	WASHINGTON DC	Conf/Semnr/Wkshp	545	GF/Self
Jones Lisa	CHARLESTON SC	Conf/Semnr/Wkshp	475	GF/Self
Jones Lisa	ATLANTA GA	Conf/Semnr/Wkshp	300	GF/Self
Jones Lisa	TALLAHASSEE FL	Conf/Semnr/Wkshp	300	GF/Self
Jones Lisa	TALLAHASSEE FL	Conf/Semnr/Wkshp	(300)	GF/Self

**OUT-OF-STATE TRAVEL
FISCAL YEAR 2022**

University of Southern Mississippi (268-00)

Name of Agency

Note: All expenditures recorded on this form must be totaled and said total must agree with the out-of-state travel amount indicated for FY 2020 on Form Mbr-1, line 1.A.2.b.

Employee's Name	Destination	Purpose	Travel Cost	Funding Source
JONES ROSE MARIE BRUNER	NEW ORLEANS LA	Business Meeting	134	GF/Self
JONES ROSE MARIE BRUNER	NEW ORLEANS LA	Business Meeting	15	GF/Self
JONES ROSE MARIE BRUNER	NEW ORLEANS LA	Business Meeting	150	GF/Self
Jones Shannon Leigh	SAN DIEGO CA	Conf/Semnr/Wkshp	395	GF/Self
Jones Shannon Leigh	SAN ANTONIO TX	Conf/Semnr/Wkshp	575	GF/Self
Jones Shannon Leigh	SAN ANTONIO TX	Conf/Semnr/Wkshp	(575)	GF/Self
JORDAN APRIL D	OVERLAND PARK KS	Conf/Semnr/Wkshp	739	GF/Self
JORDAN APRIL D	PTE/OVERLAND PK KS	Conf/Semnr/Wkshp	473	GF/Self
JORDAN APRIL D	CAN/PHILADELPHIA PA	Conf/Semnr/Wkshp	539	GF/Self
JORDAN APRIL D	OVERLAND PARK KS	Conf/Semnr/Wkshp	35	GF/Self
JORDAN APRIL D	PTE/OVERLAND PK KS	Conf/Semnr/Wkshp	999	GF/Self
JORDAN NICOLLE	EDINBURGH SCOTLAND	Conf/Semnr/Wkshp	500	GF/Self
JORDAN NICOLLE	EDINBURGH SCOTLAND	Conf/Semnr/Wkshp	(500)	GF/Self
KALE AMANDA S	CAN/PTE/HOUSTON TX	Business Meeting	321	GF/Self
KENNEDY TONISA	MOBILE AL	Business Meeting	110	GF/Self
KENNEDY TONISA	MOBILE AL	Business Meeting	109	GF/Self
Kennedy Tonisa Bronwen	LARGO MD	Conf/Semnr/Wkshp	(333)	GF/Self
Kennedy Tonisa Bronwen	LARGO MD	Conf/Semnr/Wkshp	333	GF/Self
Keyes Jimmy	SCOTT LA	Conf/Semnr/Wkshp	695	GF/Self
Keyes Jimmy	SCOTT LA	Conf/Semnr/Wkshp	695	GF/Self
Keyes Jimmy	NEW ORLEANS LA	Conf/Semnr/Wkshp	695	GF/Self
KEYES RUSTY	PTE/BIRMINGHAM AL	Business Meeting	576	GF/Self
KHANAL SWETA	COLUMBIA MO	Conf/Semnr/Wkshp	117	GF/Self
KHANAL SWETA	COLUMBIA MO	Conf/Semnr/Wkshp	183	GF/Self
KIM SUNGSOO	NEW ORLEANS LA	Presentation	733	GF/Self
KIM SUNGSOO	LAS VEGAS NV	Conf/Semnr/Wkshp	735	GF/Self
KIM SUNGSOO	NEW ORLEANS LA	Presentation	131	GF/Self
KIM SUNGSOO	LAS VEGAS NV	Conf/Semnr/Wkshp	129	GF/Self
KIM SUNGSOO	LAS VEGAS NV	Conf/Semnr/Wkshp	72	GF/Self
KIM SUNGSOO	LAS VEGAS NV	Conf/Semnr/Wkshp	508	GF/Self
KIM SUNGSOO	NEW ORLEANS LA	Presentation	132	GF/Self

**OUT-OF-STATE TRAVEL
FISCAL YEAR 2022**

University of Southern Mississippi (268-00)

Name of Agency

Note: All expenditures recorded on this form must be totaled and said total must agree with the out-of-state travel amount indicated for FY 2020 on Form Mbr-1, line 1.A.2.b.

Employee's Name	Destination	Purpose	Travel Cost	Funding Source
KIM SUNGSOO	LAS VEGAS NV	Conf/Semnr/Wkshp	156	GF/Self
KIM SUNGSOO	NEW ORLEANS LA	Presentation	595	GF/Self
KING CHELSEA	ORANGE BEACH AL	Conf/Semnr/Wkshp	36	GF/Self
KING CHELSEA	ORANGE BEACH AL	Conf/Semnr/Wkshp	175	GF/Self
KING CHELSEA	ORANGE BEACH AL	Conf/Semnr/Wkshp	4	GF/Self
KNIGHT CHARLES J	PTE/PHILADELPHIA PA	Conf/Semnr/Wkshp	494	GF/Self
KNIGHT COACH INC	MOBILE AL	Conf/Semnr/Wkshp	785	GF/Self
KONSCAK MICHELLE	ALEXANDRIA VA	Conf/Semnr/Wkshp	809	GF/Self
KONSCAK MICHELLE	ALEXANDRIA VA	Conf/Semnr/Wkshp	14	GF/Self
KONSCAK MICHELLE	PTE/ALEXANDRIA VA	Conf/Semnr/Wkshp	268	GF/Self
KONSCAK MICHELLE	ALEXANDRIA VA	Conf/Semnr/Wkshp	62	GF/Self
KOZLOWSKI KAREN	NEW YORK NY	Conf/Semnr/Wkshp	178	GF/Self
KOZLOWSKI KAREN	NEW YORK NY	Conf/Semnr/Wkshp	142	GF/Self
KOZLOWSKI KAREN	NEW YORK NY	Conf/Semnr/Wkshp	204	GF/Self
KOZLOWSKI KAREN	NEW YORK NY	Conf/Semnr/Wkshp	182	GF/Self
KOZLOWSKI KAREN	NEW YORK NY	Conf/Semnr/Wkshp	226	GF/Self
KOZLOWSKI KAREN	PACIFIC GROVE CA	Conf/Semnr/Wkshp	67	GF/Self
LAI FUJUN	NEW ORLEANS LA	Conf/Semnr/Wkshp	527	GF/Self
LAI FUJUN	NEW ORLEANS LA	Conf/Semnr/Wkshp	87	GF/Self
LAI FUJUN	NEW ORLEANS LA	Conf/Semnr/Wkshp	95	GF/Self
LAI FUJUN	NEW ORLEANS LA	Conf/Semnr/Wkshp	550	GF/Self
LANDEN MARCIA	TUSCALOOSA AL	Business Meeting	213	GF/Self
Landen Marcia Mary	SAN FRANCISCO CA	Conf/Semnr/Wkshp	850	GF/Self
Landen Marcia Mary	SAN FRANCISCO CA	Conf/Semnr/Wkshp	1,040	GF/Self
Landen Marcia Mary	WASHINGTON DC	Conf/Semnr/Wkshp	775	GF/Self
Landen Marcia Mary	WASHINGTON D.C.	Business Meeting	(775)	GF/Self
Landen Marcia Mary	HATTIESBURG	Conf/Semnr/Wkshp	100	GF/Self
LAUGHLIN LAURA	HOUSTON TX	Conf/Semnr/Wkshp	1,106	GF/Self
LAUGHLIN LAURA	HOUSTON TX	Conf/Semnr/Wkshp	506	GF/Self
LAUGHLIN LAURA	HOUSTON TX	Conf/Semnr/Wkshp	108	GF/Self
LAUGHLIN LAURA	BOWLING GREEN KY	Conf/Semnr/Wkshp	1,300	GF/Self
Laughlin Laura Elizabeth	HOUSTON TX	Conf/Semnr/Wkshp	450	GF/Self

**OUT-OF-STATE TRAVEL
FISCAL YEAR 2022**

University of Southern Mississippi (268-00)

Name of Agency

Note: All expenditures recorded on this form must be totaled and said total must agree with the out-of-state travel amount indicated for FY 2020 on Form Mbr-1, line 1.A.2.b.

Employee's Name	Destination	Purpose	Travel Cost	Funding Source
Laughlin Laura Elizabeth	HOUSTON TX	Conf/Semnr/Wkshp	450	GF/Self
Laughlin Laura Elizabeth	BOWLING GREEN KY	Conf/Semnr/Wkshp	145	GF/Self
Laughlin Laura Elizabeth	BOWLING GREEN KY	Conf/Semnr/Wkshp	145	GF/Self
Laughlin Laura Elizabeth	KENTUCKY	Conf/Semnr/Wkshp	(73)	GF/Self
Laughlin Laura Elizabeth	KENTUCKY	Conf/Semnr/Wkshp	(73)	GF/Self
Laughlin Laura Elizabeth	KENTUCKY	Conf/Semnr/Wkshp	(1,813)	GF/Self
Laughlin Laura Elizabeth	KENTUCKY	Conf/Semnr/Wkshp	(73)	GF/Self
LEACH MEGAN	SAN FRANCISCO CA	Business Meeting	1,430	GF/Self
LEACH MEGAN	SAN FRANCISCO CA	Business Meeting	46	GF/Self
LEACH MEGAN	SAN FRANCISCO CA	Business Meeting	342	GF/Self
LEACH MEGAN	SAN FRANCISCO CA	Business Meeting	134	GF/Self
LEACH MEGAN	SAN FRANCISCO CA	Business Meeting	645	GF/Self
LEACH MEGAN	CHICAGO IL	Conf/Semnr/Wkshp	925	GF/Self
LEACH MEGAN	CHICAGO IL	Conf/Semnr/Wkshp	46	GF/Self
LEACH MEGAN	CHICAGO IL	Conf/Semnr/Wkshp	85	GF/Self
LEACH MEGAN	CHICAGO IL	Conf/Semnr/Wkshp	58	GF/Self
LESTER KELLY FERRIS	NASHVILLE TN	Recruitment	82	GF/Self
LESTER KELLY FERRIS	NASHVILLE TN	Recruitment	109	GF/Self
LESTER KELLY FERRIS	MIAMI FL	Conf/Semnr/Wkshp	719	GF/Self
LESTER KELLY FERRIS	AKRON OH	Conf/Semnr/Wkshp	228	GF/Self
LESTER KELLY FERRIS	PTE/AKRON OH	Conf/Semnr/Wkshp	358	GF/Self
LESTER KELLY FERRIS	MIAMI FL	Conf/Semnr/Wkshp	212	GF/Self
LESTER KELLY FERRIS	AKRON OH	Conf/Semnr/Wkshp	60	GF/Self
LESTER KELLY FERRIS	PTE/AKRON OH	Conf/Semnr/Wkshp	125	GF/Self
LEWIS J	FY20/PTE/ST LOU MO	Conference	447	GF/Self
LEWIS JENNIFER	FY20/PTE/ST LOUIS MO	Conf/Semnr/Wkshp	447	GF/Self
LEWIS JENNIFER	ST LOUIS MO	Business Meeting	761	GF/Self
LEWIS JENNIFER	PTE/LARGO MD	Business Meeting	405	GF/Self
LEWIS JENNIFER	ST LOUIS MO	Business Meeting	17	GF/Self
LEWIS JENNIFER	PTE/LARGO MD	Business Meeting	366	GF/Self
LINDEN PAUL	NEW ORLEANS LA	Research and Teaching	135	GF/Self
Lindsey Brian T	DALLAS TX	Conf/Semnr/Wkshp	(700)	GF/Self

**OUT-OF-STATE TRAVEL
FISCAL YEAR 2022**

University of Southern Mississippi (268-00)

Name of Agency

Note: All expenditures recorded on this form must be totaled and said total must agree with the out-of-state travel amount indicated for FY 2020 on Form Mbr-1, line 1.A.2.b.

Employee's Name	Destination	Purpose	Travel Cost	Funding Source
Lindsey Brian T	JACKSONVILLE FL	Conf/Semnr/Wkshp	215	GF/Self
Lindsey Brian T	JACKSONVILLE FL	Conf/Semnr/Wkshp	315	GF/Self
Lindsey Brian T	DALLAS TX	Conf/Semnr/Wkshp	700	GF/Self
Lindsey Brian T	JACKSONVILLE FL	Conf/Semnr/Wkshp	(215)	GF/Self
Lindsey Brian T	JACKSONVILLE FL	Conf/Semnr/Wkshp	(315)	GF/Self
Lowery Kathryn	HOUSTON TX	Conf/Semnr/Wkshp	950	GF/Self
Lowery Kathryn	TAMPA FL	Conf/Semnr/Wkshp	395	GF/Self
Lowery Kathryn	TAMPA FL	Conf/Semnr/Wkshp	395	GF/Self
LOWERY KATHRYN HANEY	HOUSTON TX	Business Meeting	492	GF/Self
LOWERY KATHRYN HANEY	HOUSTON TX	Business Meeting	103	GF/Self
LOWERY KATHRYN HANEY	PTE/HOUSTON TX	Business Meeting	436	GF/Self
LOWERY KATHRYN HANEY	HOUSTON TX	Business Meeting	103	GF/Self
LOWERY KATHRYN HANEY	TAMPA FL	Conf/Semnr/Wkshp	978	GF/Self
LOWERY KATHRYN HANEY	JACKSONVILLE FL	Conf/Semnr/Wkshp	622	GF/Self
LOWERY KATHRYN HANEY	TAMPA FL	Conf/Semnr/Wkshp	80	GF/Self
LOWERY KATHRYN HANEY	JACKSONVILLE FL	Conf/Semnr/Wkshp	80	GF/Self
LOWERY KATHRYN HANEY	PTE/JACKSONVILLE FL	Conf/Semnr/Wkshp	483	GF/Self
LOWERY KATHRYN HANEY	TAMPA FL	Conf/Semnr/Wkshp	483	GF/Self
LOWERY KATHRYN HANEY	TAMPA FL	Conf/Semnr/Wkshp	57	GF/Self
LOWERY KATHRYN HANEY	JACKSONVILLE FL	Conf/Semnr/Wkshp	57	GF/Self
LOWREY KAREN ALISA	DC	Research and Teaching	179	GF/Self
LOWREY KAREN ALISA	DC	Research and Teaching	401	GF/Self
LOWREY KAREN ALISA	NEW ORLEANS LA	Conf/Semnr/Wkshp	128	GF/Self
LOWREY KAREN ALISA	NEW ORLEANS LA	Conf/Semnr/Wkshp	350	GF/Self
Madison Barbara	PORTLAND OR	Conf/Semnr/Wkshp	600	GF/Self
Madison Barbara	PORTLAND OR	Conf/Semnr/Wkshp	(600)	GF/Self
MADISON BARBARA E	CAN/PORTLAND OR	Conf/Semnr/Wkshp	336	GF/Self
MAGEE ARI'ANNA	WASHINGTON DC	Conf/Semnr/Wkshp	193	GF/Self

**OUT-OF-STATE TRAVEL
FISCAL YEAR 2022**

University of Southern Mississippi (268-00)

Name of Agency

Note: All expenditures recorded on this form must be totaled and said total must agree with the out-of-state travel amount indicated for FY 2020 on Form Mbr-1, line 1.A.2.b.

Employee's Name	Destination	Purpose	Travel Cost	Funding Source
MAGEE ARI'ANNA	WASHINGTON DC	Conf/Semnr/Wkshp	788	GF/Self
MAGEE ARI'ANNA	WASHINGTON DC	Conf/Semnr/Wkshp	130	GF/Self
MAGEE ARI'ANNA	WASHINGTON DC	Conf/Semnr/Wkshp	207	GF/Self
MAGEE ARI'ANNA	WASHINGTON DC	Conf/Semnr/Wkshp	1,125	GF/Self
MAGEE ARI'ANNA	WASHINGTON DC	Conf/Semnr/Wkshp	(1,125)	GF/Self
MAGOLA DAVID	NEW ORLEANS LA	Conf/Semnr/Wkshp	757	GF/Self
MAGOLA DAVID	NEW ORLEANS LA	Conf/Semnr/Wkshp	65	GF/Self
MANGRUM SARAH RIALS	ATLANTA GA	Conf/Semnr/Wkshp	771	GF/Self
MANGRUM SARAH RIALS	ATLANTA GA	Conf/Semnr/Wkshp	148	GF/Self
MARAPAREDDY RAMAKALAVATHI	RALEIGH NC	Conf/Semnr/Wkshp	149	GF/Self
MARAPAREDDY RAMAKALAVATHI	RALEIGH NC	Conf/Semnr/Wkshp	495	GF/Self
MARQUES DO PRADO EDUARDO	INDIANAPOLIS IN	Performance	411	GF/Self
MARQUES DO PRADO EDUARDO	INDIANAPOLIS IN	Recruitment	149	GF/Self
MARQUES DO PRADO EDUARDO	INDIANAPOLIS IN	Performance	153	GF/Self
MASTERS KATHLEEN	DC	Conf/Semnr/Wkshp	1,571	GF/Self
MASTERS KATHLEEN	DC	Conf/Semnr/Wkshp	81	GF/Self
MASTERS KATHLEEN	PTE/DC	Conf/Semnr/Wkshp	568	GF/Self
MASTERS KATHLEEN	DC	Conf/Semnr/Wkshp	161	GF/Self
Masters Kathleen	WASHINGTON DC	Conf/Semnr/Wkshp	598	GF/Self
MASTERSON DOUGLAS	HOUSTON TX	Business Meeting	682	GF/Self
MASTERSON DOUGLAS	HOUSTON TX	Business Meeting	79	GF/Self
MASTERSON DOUGLAS	HOUSTON TX	Business Meeting	281	GF/Self
MASTERSON DOUGLAS	HOUSTON TX	Business Meeting	107	GF/Self
MASTERSON DOUGLAS	TAMPA FL	Conf/Semnr/Wkshp	950	GF/Self
MASTERSON DOUGLAS	TAMPA FL	Conf/Semnr/Wkshp	80	GF/Self
MASTERSON DOUGLAS	TAMPA FL	Conf/Semnr/Wkshp	483	GF/Self
MASTERSON DOUGLAS	TAMPA FL	Conf/Semnr/Wkshp	483	GF/Self
MASTERSON DOUGLAS	TAMPA FL	Conf/Semnr/Wkshp	55	GF/Self
MCBRIDE KATHLEEN	NEW ORLEANS LA	Business Meeting	224	GF/Self
MCBRIDE KATHLEEN	NEW ORLEANS LA	Business Meeting	156	GF/Self

**OUT-OF-STATE TRAVEL
FISCAL YEAR 2022**

University of Southern Mississippi (268-00)

Name of Agency

Note: All expenditures recorded on this form must be totaled and said total must agree with the out-of-state travel amount indicated for FY 2020 on Form Mbr-1, line 1.A.2.b.

Employee's Name	Destination	Purpose	Travel Cost	Funding Source
MCBRIDE KATHLEEN	NEW ORLEANS LA	Business Meeting	56	GF/Self
McBride Kathleen	NEW ORLEANS LA	Other	100	GF/Self
McBride Kathleen	NEW ORLEANS LA	Other	451	GF/Self
McBride Kathleen	NEW ORLEANS LA	Other	1,275	GF/Self
McBride Kathleen	NEW ORLEANS LA	Conf/Semnr/Wkshp	915	GF/Self
McBride Kathleen	AUSTIN TX	Conf/Semnr/Wkshp	755	GF/Self
McBride Kathleen	WASHINGTON DC	Conf/Semnr/Wkshp	695	GF/Self
McBride Kathleen	AUSTIN TEXAS	Conf/Semnr/Wkshp	(755)	GF/Self
McCarty Regina	NEW ORLEANS LA	Conf/Semnr/Wkshp	2,000	GF/Self
McCay Megan Dutton	WASHINGTON DC	Conf/Semnr/Wkshp	1,400	GF/Self
McCay Megan Dutton	WASHINGTON DC	Conf/Semnr/Wkshp	1,400	GF/Self
McCay Megan Dutton	NEW ORLEANS LA	Conf/Semnr/Wkshp	980	GF/Self
MCCOY STEPHANIE	TAMPA FL	Conf/Semnr/Wkshp	676	GF/Self
MCCOY STEPHANIE	PTE/TAMPA FL	Conf/Semnr/Wkshp	254	GF/Self
MCCOY STEPHANIE	PTE/TAMPA FL	Conf/Semnr/Wkshp	550	GF/Self
MCCRINK-BURCHAM TARA P	DALLAS TX	Conf/Semnr/Wkshp	1,117	GF/Self
MCDERMOTT PATRICK	NEW ORLEANS LA	Recruitment	321	GF/Self
MCDERMOTT PATRICK	NEW ORLEANS LA	Recruitment	685	GF/Self
MCDERMOTT PATRICK	AMITE LA	Recruitment	639	GF/Self
MCDERMOTT PATRICK	BATON ROUGE LA	Recruitment	805	GF/Self
MCDERMOTT PATRICK	BATON ROUGE LA	Recruitment	805	GF/Self
MCDERMOTT PATRICK	NEW ORLEANS LA	Recruitment	736	GF/Self
MCDERMOTT PATRICK	SHREVEPORT LA	Recruitment	723	GF/Self
MCDERMOTT PATRICK	COVINGTON LA	Recruitment	514	GF/Self
MCDERMOTT PATRICK	COVINGTON LA	Recruitment	175	GF/Self
MCDERMOTT PATRICK	BATON ROUGE LA	Recruitment	430	GF/Self
MCDERMOTT PATRICK	MANDEVILLE LA	Recruitment	175	GF/Self
MCDERMOTT PATRICK	NEW ORLEANS LA	Recruitment	70	GF/Self
MCDERMOTT PATRICK	BOGALUSA LA	Recruitment	140	GF/Self
MCDERMOTT PATRICK	NEW ORLEANS LA	Recruitment	105	GF/Self
MCDERMOTT PATRICK	BATON ROUGE LA	Recruitment	140	GF/Self

**OUT-OF-STATE TRAVEL
FISCAL YEAR 2022**

University of Southern Mississippi (268-00)

Name of Agency

Note: All expenditures recorded on this form must be totaled and said total must agree with the out-of-state travel amount indicated for FY 2020 on Form Mbr-1, line 1.A.2.b.

Employee's Name	Destination	Purpose	Travel Cost	Funding Source
MCDERMOTT PATRICK	NEW ORLEANS LA	Recruitment	175	GF/Self
MCDERMOTT PATRICK	BATON ROUGE LA	Recruitment	7	GF/Self
MCDERMOTT PATRICK	NEW ORLEANS LA	Recruitment	4	GF/Self
MCDERMOTT PATRICK	ORLEANS JEFFERSON BR LA	Recruitment	2,379	GF/Self
MCDERMOTT PATRICK	ORLEANS JEFFERSON BATON ROUGE LA	Recruitment	2,424	GF/Self
MCDONALD AUSTIN	PTE/HOUSTON TX	Conf/Semnr/Wkshp	280	GF/Self
MCDONALD AUSTIN	HOUSTON TX	Conf/Semnr/Wkshp	772	GF/Self
MCGINTY ASHLEY	PENSACOLA FL	Conf/Semnr/Wkshp	955	GF/Self
MCGINTY ASHLEY	PENSACOLA FL	Conf/Semnr/Wkshp	193	GF/Self
MCIIWAIN W	FY20/PTE/MUNCIE IN	Conference	246	GF/Self
MCIIWAIN W	FY20/PTE/MUNCIE IN	Conference	398	GF/Self
MCILWAIN WILLIAM BENJAMIN	FY20/PTE/MUNCIE IN	Conf/Semnr/Wkshp	246	GF/Self
MCILWAIN WILLIAM BENJAMIN	FY20/PTE/MUNCIE IN	Conf/Semnr/Wkshp	398	GF/Self
MCILWAIN WILLIAM BENJAMIN	MUNCIE IN	Conf/Semnr/Wkshp	148	GF/Self
MCILWAIN WILLIAM BENJAMIN	MUNCIE IN	Conf/Semnr/Wkshp	409	GF/Self
MCILWAIN WILLIAM BENJAMIN	MUNCIE IN	Conf/Semnr/Wkshp	21	GF/Self
MCKENZIE COLIN	ATHENS GA	Conf/Semnr/Wkshp	621	GF/Self
MCKENZIE COLIN	NATCHITOCHES LA	Conf/Semnr/Wkshp	393	GF/Self
MCKENZIE COLIN	ATHENS GA	Conf/Semnr/Wkshp	128	GF/Self
MCKENZIE COLIN	NATCHITOCHES LA	Conf/Semnr/Wkshp	73	GF/Self
MCKENZIE COLIN	FORT WORTH TX	Performance	2,814	GF/Self
MCKENZIE COLIN	FORT WORTH TX	Performance	25,817	GF/Self
MCKENZIE COLIN	FORT WORTH TX	Performance	12	GF/Self
MCKENZIE COLIN	FORT WORTH TX	Performance	(28,643)	GF/Self
MCLAIN NINA	CHICAGO IL	Conf/Semnr/Wkshp	1,694	GF/Self
MCLAIN NINA	CHICAGO IL	Conf/Semnr/Wkshp	241	GF/Self
MCLAIN NINA	CHICAGO IL	Conf/Semnr/Wkshp	62	GF/Self
Mclain Nina Elisabeth	CHICAGO IL	Conf/Semnr/Wkshp	969	GF/Self
Mclain Nina Elisabeth	CHICAGO IL	Conf/Semnr/Wkshp	650	GF/Self

**OUT-OF-STATE TRAVEL
FISCAL YEAR 2022**

University of Southern Mississippi (268-00)

Name of Agency

Note: All expenditures recorded on this form must be totaled and said total must agree with the out-of-state travel amount indicated for FY 2020 on Form Mbr-1, line 1.A.2.b.

Employee's Name	Destination	Purpose	Travel Cost	Funding Source
MCLELLAND MELINDA	NEW ORLEANS LA	Conf/Semnr/Wkshp	267	GF/Self
MCLELLAND MELINDA	NEW ORLEANS LA	Conf/Semnr/Wkshp	177	GF/Self
MCLELLAND MELINDA	PTE/NEW ORLEANS LA	Conf/Semnr/Wkshp	350	GF/Self
McNair Delores	NEW ORLEANS LA	Conf/Semnr/Wkshp	995	GF/Self
McNair Delores	NEW ORLEANS LA	Conf/Semnr/Wkshp	623	GF/Self
MENG CHAO	NEW ORLEANS LA	Conf/Semnr/Wkshp	216	GF/Self
MENG CHAO	NATIONAL HARBOR MD	Conf/Semnr/Wkshp	1,034	GF/Self
MENG CHAO	NEW ORLEANS LA	Conf/Semnr/Wkshp	128	GF/Self
MENG CHAO	NATIONAL HARBOR MD	Conf/Semnr/Wkshp	273	GF/Self
MENG CHAO	NEW ORLEANS LA	Conf/Semnr/Wkshp	31	GF/Self
MENG CHAO	NEW ORLEANS LA	Conf/Semnr/Wkshp	350	GF/Self
MENG CHAO	NATIONAL HARBOR MD	Conf/Semnr/Wkshp	575	GF/Self
MILES STACEY	BATON ROUGE LA	Conf/Semnr/Wkshp	92	GF/Self
MILLER AMY CHASTEEN	NEW ORLEANS LA	Business Meeting	23	GF/Self
MILLER AMY CHASTEEN	NEW YORK NY	Conf/Semnr/Wkshp	989	GF/Self
MILLER AMY CHASTEEN	MINNEAPOLIS MN	Presentation	649	GF/Self
MILLER AMY CHASTEEN	NEW ORLEANS LA	Business Meeting	131	GF/Self
MILLER AMY CHASTEEN	MINNEAPOLIS MN	Presentation	81	GF/Self
MILLER AMY CHASTEEN	NEW YORK NY	Conf/Semnr/Wkshp	272	GF/Self
MILLER AMY CHASTEEN	MINNEAPOLIS MN	Presentation	493	GF/Self
MILLER AMY CHASTEEN	NEW ORLEANS LA	Business Meeting	53	GF/Self
MILLER AMY CHASTEEN	NEW YORK NY	Conf/Semnr/Wkshp	58	GF/Self
MILLER AMY CHASTEEN	MINNEAPOLIS MN	Presentation	64	GF/Self
MILLER AMY CHASTEEN	SAN DIEGO CA	Conf/Semnr/Wkshp	1,628	GF/Self
MILLER AMY CHASTEEN	HOUSTON TX	Business Meeting	772	GF/Self
MILLER AMY CHASTEEN	NEW ORLEANS LA	Conf/Semnr/Wkshp	700	GF/Self
MILLER AMY CHASTEEN	SAN DIEGO CA	Conf/Semnr/Wkshp	343	GF/Self
MILLER AMY CHASTEEN	HOUSTON TX	Business Meeting	224	GF/Self
MILLER AMY CHASTEEN	SAN DIEGO CA	Conf/Semnr/Wkshp	135	GF/Self
MILLER AMY CHASTEEN	SAN DIEGO CA	Conf/Semnr/Wkshp	575	GF/Self
MILLER CHAD R	DC	Conf/Semnr/Wkshp	616	GF/Self
MILLER CHAD R	DC	Conf/Semnr/Wkshp	104	GF/Self

**OUT-OF-STATE TRAVEL
FISCAL YEAR 2022**

University of Southern Mississippi (268-00)

Name of Agency

Note: All expenditures recorded on this form must be totaled and said total must agree with the out-of-state travel amount indicated for FY 2020 on Form Mbr-1, line 1.A.2.b.

Employee's Name	Destination	Purpose	Travel Cost	Funding Source
MILLER CHAD R	DC	Conf/Semnr/Wkshp	367	GF/Self
MILLER CHAD R	DC	Conf/Semnr/Wkshp	57	GF/Self
MILLER CHAD R	DC	Conf/Semnr/Wkshp	610	GF/Self
MILLER JOHN J	COLUMBIA SC	Business Meeting	340	GF/Self
MILLER JOHN J	COLUMBIA SC	Business Meeting	234	GF/Self
MILLER JOHN J	COLUMBIA SC	Business Meeting	51	GF/Self
MILLER JOHN J	COLUMBIA SC	Business Meeting	165	GF/Self
MILLER JOHN J	LOUISVILLE KY	Conf/Semnr/Wkshp	268	GF/Self
MILLER JOHN J	LOUISVILLE KY	Conf/Semnr/Wkshp	275	GF/Self
MILLER JOHN J	LOUISVILLE KY	Conf/Semnr/Wkshp	395	GF/Self
Miscellaneous Adjustments	Miscellaneous Adjustments	Miscellaneous Adjustments	1,768	GF/Self
MITCHELL KAYLA LOUISE	COVINGTON LA	Recruitment	186	GF/Self
MITCHELL KAYLA LOUISE	BIRMINGHAM AL	Recruitment	167	GF/Self
MITCHELL KAYLA LOUISE	HOUSTON TX	Conf/Semnr/Wkshp	1,018	GF/Self
MOHAMED AHMED	ST LOUIS MO	Conf/Semnr/Wkshp	129	GF/Self
MOHAMED AHMED	ST LOUIS MO	Conf/Semnr/Wkshp	14	GF/Self
MOHAMED AHMED	ST LOUIS MO	Conf/Semnr/Wkshp	24	GF/Self
MOORE KATHERINE	SALT LAKE CITY UT	Conf/Semnr/Wkshp	342	GF/Self
MOORE KATHERINE	SALT LAKE CITY UT	Conf/Semnr/Wkshp	466	GF/Self
MOORE KATHERINE	NEW YORK NY	Conf/Semnr/Wkshp	192	GF/Self
MOORE KATHERINE	FLORENCE AL	Performance	272	GF/Self
MORGAN DEBORAH	NATIONAL HARBOR MD	Conf/Semnr/Wkshp	582	GF/Self
MORGAN DEBORAH	NATIONAL HARBOR MD	Conf/Semnr/Wkshp	679	GF/Self
MORGAN JONATHAN MICHAEL	NEW ORLEANS LA	Conf/Semnr/Wkshp	335	GF/Self
MORGAN LISA D	PTE/CHICAGO IL	Business Meeting	161	GF/Self
MOSER STEVEN R	NEW ORLEANS LA	Business Meeting	787	GF/Self
MOSER STEVEN R	NEW ORLEANS LA	Business Meeting	205	GF/Self
MOSER STEVEN R	MINNEAPOLIS MN	Business Meeting	881	GF/Self
MOSER STEVEN R	NEW YORK NY	Business Meeting	1,053	GF/Self
MOSER STEVEN R	SAN DIEGO CA	Business Meeting	1,656	GF/Self

**OUT-OF-STATE TRAVEL
FISCAL YEAR 2022**

University of Southern Mississippi (268-00)

Name of Agency

Note: All expenditures recorded on this form must be totaled and said total must agree with the out-of-state travel amount indicated for FY 2020 on Form Mbr-1, line 1.A.2.b.

Employee's Name	Destination	Purpose	Travel Cost	Funding Source
MOSER STEVEN R	HOUSTON TX	Business Meeting	733	GF/Self
MOSER STEVEN R	FORT WORTH TX	Business Meeting	248	GF/Self
MOSER STEVEN R	NEW ORLEANS LA	Business Meeting	733	GF/Self
MOSER STEVEN R	NEW ORLEANS LA	Business Meeting	128	GF/Self
MOSER STEVEN R	NEW ORLEANS LA	Business Meeting	128	GF/Self
MOSER STEVEN R	MINNEAPOLIS MN	Business Meeting	139	GF/Self
MOSER STEVEN R	NEW YORK NY	Business Meeting	139	GF/Self
MOSER STEVEN R	SAN DIEGO CA	Business Meeting	139	GF/Self
MOSER STEVEN R	HOUSTON TX	Business Meeting	139	GF/Self
MOSER STEVEN R	FORT WORTH TX	Business Meeting	333	GF/Self
MOSER STEVEN R	NEW ORLEANS LA	Business Meeting	126	GF/Self
MOSER STEVEN R	FORT WORTH TX	Business Meeting	94	GF/Self
MOSER STEVEN R	MINNEAPOLIS MN	Business Meeting	360	GF/Self
MOSER STEVEN R	NEW YORK NY	Business Meeting	272	GF/Self
MOSER STEVEN R	SAN DIEGO CA	Business Meeting	343	GF/Self
MOSER STEVEN R	HOUSTON TX	Business Meeting	261	GF/Self
MOSER STEVEN R	MINNEAPOLIS MN	Business Meeting	60	GF/Self
MOSER STEVEN R	NEW YORK NY	Business Meeting	56	GF/Self
MOSER STEVEN R	SAN DIEGO CA	Business Meeting	100	GF/Self
MOSER STEVEN R	HOUSTON TX	Business Meeting	116	GF/Self
MOSER STEVEN R	NEW ORLEANS LA	Business Meeting	70	GF/Self
NATL BEHAV INTERVENTION TEAM ASSN	BERWYN PA	Conf/Semnr/Wkshp	1,499	GF/Self
NEW KATHRYN C	PTE/PHILADELPHIA PA	Business Meeting	154	GF/Self
NEW KATHRYN C	PTE/PHILADELPHIA PA	Business Meeting	278	GF/Self
NEW KATHRYN C	PHILADELPHIA PA	Conf/Semnr/Wkshp	964	GF/Self
NEW KATHRYN C	PHILADELPHIA PA	Conf/Semnr/Wkshp	147	GF/Self
NEWMAN ARIELLE	NEW ORLEANS LA	Conf/Semnr/Wkshp	315	GF/Self
NEWMAN ARIELLE	NEW ORLEANS LA	Conf/Semnr/Wkshp	129	GF/Self
NEWTON REBECCA	ORLANDO FL	Conf/Semnr/Wkshp	991	GF/Self
NEWTON REBECCA	SAN DIEGO CA	Conf/Semnr/Wkshp	280	GF/Self
NEWTON REBECCA	SAN DIEGO CA	Conf/Semnr/Wkshp	448	GF/Self

**OUT-OF-STATE TRAVEL
FISCAL YEAR 2022**

University of Southern Mississippi (268-00)

Name of Agency

Note: All expenditures recorded on this form must be totaled and said total must agree with the out-of-state travel amount indicated for FY 2020 on Form Mbr-1, line 1.A.2.b.

Employee's Name	Destination	Purpose	Travel Cost	Funding Source
NEWTON REBECCA	ORLANDO FL	Conf/Semnr/Wkshp	581	GF/Self
NEWTON REBECCA	SAN DIEGO CA	Conf/Semnr/Wkshp	695	GF/Self
NGUYEN TRUNG THANH	NEW YORK CITY NY	Conf/Semnr/Wkshp	1,500	GF/Self
NGUYEN TRUNG THANH	NY NEW YORK	Conf/Semnr/Wkshp	(1,570)	GF/Self
NICHOLS SANDRA MICHELE COOLEY	ATLANTA GA	Conf/Semnr/Wkshp	1,258	GF/Self
NICHOLS SANDRA MICHELE COOLEY	NEW ORLEANS LA	Conf/Semnr/Wkshp	1,032	GF/Self
NICHOLS SANDRA MICHELE COOLEY	NEW ORLEANS LA	Conf/Semnr/Wkshp	152	GF/Self
NICHOLS SANDRA MICHELE COOLEY	ATLANTA GA	Conf/Semnr/Wkshp	433	GF/Self
NICHOLS SANDRA MICHELE COOLEY	NEW ORLEANS LA	Conf/Semnr/Wkshp	130	GF/Self
Nored Lisa	RENO NV	Conf/Semnr/Wkshp	395	GF/Self
Nored Lisa	HATTIESBURG MS	Recruitment	34	GF/Self
Nored Lisa	SAN ANTONIO TX	Conf/Semnr/Wkshp	80	GF/Self
Nored Lisa	SAN ANTONIO TX	Conf/Semnr/Wkshp	215	GF/Self
Nored Lisa	SAN ANTONIO TX	Conf/Semnr/Wkshp	(215)	GF/Self
Nored Lisa	SAN ANTONIO TX	Conf/Semnr/Wkshp	80	GF/Self
Nored Lisa	SAN ANTONIO TX	Conf/Semnr/Wkshp	215	GF/Self
Nored Lisa	SAN ANTONIO TX	Conf/Semnr/Wkshp	130	GF/Self
Nored Lisa	SAN ANTONIO TX	Conf/Semnr/Wkshp	215	GF/Self
Nored Lisa	SAN ANTONIO TX	Conf/Semnr/Wkshp	(215)	GF/Self
NUNNA KRISHNA CHAITANYA	RALEIGH NC	Conf/Semnr/Wkshp	113	GF/Self
NUNNA KRISHNA CHAITANYA	RALEIGH NC	Conf/Semnr/Wkshp	495	GF/Self
OBERST CHRISTY	TAMPA FL	Conf/Semnr/Wkshp	828	GF/Self
OBERST CHRISTY	TAMPA FL	Conf/Semnr/Wkshp	226	GF/Self
Oberst Christy Leah	TAMPA FL	Conf/Semnr/Wkshp	735	GF/Self
Oberst Christy Leah	TAMPA FL	Conf/Semnr/Wkshp	178	GF/Self
OLMI D JOE	NEW ORLEANS LA	Recruitment	131	GF/Self
PANELLA LAWRENCE M	TEMPE AZ	Performance	682	GF/Self
PANELLA LAWRENCE M	TEMPE AZ	Performance	129	GF/Self
PANELLA LAWRENCE M	TEMPE AZ	Performance	368	GF/Self

**OUT-OF-STATE TRAVEL
FISCAL YEAR 2022**

University of Southern Mississippi (268-00)

Name of Agency

Note: All expenditures recorded on this form must be totaled and said total must agree with the out-of-state travel amount indicated for FY 2020 on Form Mbr-1, line 1.A.2.b.

Employee's Name	Destination	Purpose	Travel Cost	Funding Source
PANELLA LAWRENCE M	TEMPE AZ	Performance	85	GF/Self
PANELLA LAWRENCE M	TEMPE AZ	Performance	95	GF/Self
PARKER FORREST	ATLANTA GA	Conf/Semnr/Wkshp	471	GF/Self
PARKER FORREST	ATLANTA GA	Conf/Semnr/Wkshp	29	GF/Self
PARKS STEPHANIE	CHICAGO IL	Conf/Semnr/Wkshp	257	GF/Self
PARKS STEPHANIE	PTE/CHICAGO IL	Conf/Semnr/Wkshp	409	GF/Self
PARKS STEPHANIE	CHICAGO IL	Conf/Semnr/Wkshp	102	GF/Self
Patel Vijay	BALTIMORE MD	Conf/Semnr/Wkshp	800	GF/Self
PATTERSON THOMAS WILLIAM	WILMINGTON NC	Conf/Semnr/Wkshp	228	GF/Self
PATTERSON THOMAS WILLIAM	WILMINGTON NC	Conf/Semnr/Wkshp	185	GF/Self
PAUDEL PUJAN	VANCOUVER CANADA	Presentation	844	GF/Self
PAUDEL PUJAN	VANCOUVER CANADA	Presentation	843	GF/Self
PEARSON LUKE	TUSCON AZ	Business Meeting	184	GF/Self
PEARSON LUKE	TUSCON AZ	Business Meeting	79	GF/Self
PEARSON LUKE	TUSCON AZ	Business Meeting	301	GF/Self
PELLECCHIA CHRISTOPHER M	CAMP MCDOWELL AL	Conf/Semnr/Wkshp	259	GF/Self
PELLECCHIA CHRISTOPHER M	CAMP MCDOWELL AL	Conf/Semnr/Wkshp	91	GF/Self
PERRY JOHN	FY20/PTE/MONTREAL CAD	Conf/Semnr/Wkshp	208	GF/Self
PERRY JOHN	FY20/PTE/MONTREAL CAD	Conf/Semnr/Wkshp	579	GF/Self
PERRY JOHN	NEW ORLEANS LA	Business Meeting	179	GF/Self
PERRY JOHN	FY20/PTE/MONTREAL CAD	Conf/Semnr/Wkshp	283	GF/Self
PESCH KATRIN	PTE/DENVER CO	Conf/Semnr/Wkshp	247	GF/Self
PESCH KATRIN	PTE/DENVER CO	Conf/Semnr/Wkshp	160	GF/Self
PETER JACOB O	COLUMBIA MO	Conf/Semnr/Wkshp	117	GF/Self
PETER JACOB O	COLUMBIA MO	Conf/Semnr/Wkshp	183	GF/Self
PETIT AMANDA	ORANGE BEACH AL	Conf/Semnr/Wkshp	346	GF/Self
PETIT AMANDA	ORANGE BEACH AL	Conf/Semnr/Wkshp	1	GF/Self
Pierce Greg	PHILADELPHIA PA	Conf/Semnr/Wkshp	925	GF/Self
Pierce Greg	PENNSYLVANIA PA	Conf/Semnr/Wkshp	925	GF/Self
Pierce Greg	PHILADELPHIA PENNSYLVANIA	Conf/Semnr/Wkshp	(925)	GF/Self

**OUT-OF-STATE TRAVEL
FISCAL YEAR 2022**

University of Southern Mississippi (268-00)

Name of Agency

Note: All expenditures recorded on this form must be totaled and said total must agree with the out-of-state travel amount indicated for FY 2020 on Form Mbr-1, line 1.A.2.b.

Employee's Name	Destination	Purpose	Travel Cost	Funding Source
Pierce Greg	PHILADELPHIA PENNSYLVANIE	Conf/Semnr/Wkshp	(925)	GF/Self
PRO TRAVEL INC	DETROIT MICH	Research and Teaching	1,381	GF/Self
PRO TRAVEL INC	DALLAS TX	Performance	508	GF/Self
PRO TRAVEL INC	DALLAS TX	Performance	734	GF/Self
PRO TRAVEL INC	DALLAS TX	Performance	673	GF/Self
PRO TRAVEL INC	DALLAS TX	Performance	595	GF/Self
PUCKETT TERRY MARKHAM	PHOENIX AZ	Business Meeting	800	GF/Self
Rand Catherine	MADISON MS	Recruitment	69	GF/Self
Rand Catherine	OCEAN SPRINGS MS	Recruitment	39	GF/Self
Rand Catherine	MEMPHIS TN	Recruitment	276	GF/Self
Rand Catherine	MOBILE AL	Conf/Semnr/Wkshp	138	GF/Self
RAND CATHERINE A	CHICAGO IL	Conf/Semnr/Wkshp	1,167	GF/Self
RAND CATHERINE A	CHICAGO IL	Conf/Semnr/Wkshp	1,329	GF/Self
RAND CATHERINE A	TAMPA FL	Conf/Semnr/Wkshp	1,873	GF/Self
RAND CATHERINE A	CHICAGO IL	Conf/Semnr/Wkshp	141	GF/Self
RAND CATHERINE A	CHICAGO IL	Conf/Semnr/Wkshp	389	GF/Self
RAND CATHERINE A	CHICAGO IL	Conf/Semnr/Wkshp	369	GF/Self
RAND CATHERINE A	CHICAGO IL	Conf/Semnr/Wkshp	124	GF/Self
RAND CATHERINE A	CHICAGO IL	Conf/Semnr/Wkshp	306	GF/Self
RAND CATHERINE A	TAMPA FL	Conf/Semnr/Wkshp	148	GF/Self
RAYBORN MICHONG	CHICAGO IL	Conf/Semnr/Wkshp	1,144	GF/Self
RAYBORN MICHONG	PTE/CHICAGO IL	Conf/Semnr/Wkshp	989	GF/Self
RAYBORN MICHONG	CHICAGO IL	Conf/Semnr/Wkshp	37	GF/Self
RAYBORN S	FY20/PTE/LNG BCH CA	Conference	452	GF/Self
RAYBORN SUSAN G	FY20/PTE/LNG BCH CA	Conf/Semnr/Wkshp	452	GF/Self
RAYBORN SUSAN G	LONG BEACH CA	Conf/Semnr/Wkshp	1,197	GF/Self
RAYBORN SUSAN G	LONG BEACH CA	Conf/Semnr/Wkshp	176	GF/Self
RAZA MIAN	FORT LAUDERDALE FL	Conf/Semnr/Wkshp	500	GF/Self
RAZA MIAN	SAN DIEGO CA	Conf/Semnr/Wkshp	500	GF/Self
READY STACEY C	NEW ORLEANS LA	Conf/Semnr/Wkshp	1,079	GF/Self
READY STACEY C	NEW ORLEANS LA	Conf/Semnr/Wkshp	130	GF/Self

**OUT-OF-STATE TRAVEL
FISCAL YEAR 2022**

University of Southern Mississippi (268-00)

Name of Agency

Note: All expenditures recorded on this form must be totaled and said total must agree with the out-of-state travel amount indicated for FY 2020 on Form Mbr-1, line 1.A.2.b.

Employee's Name	Destination	Purpose	Travel Cost	Funding Source
READY STACEY C	NEW ORLEANS LA	Conf/Semnr/Wkshp	103	GF/Self
Reischman Fletcher Stacy	SEATTLE WA	Conf/Semnr/Wkshp	450	GF/Self
Reischman Fletcher Stacy	LOUISVILLE KY	Conf/Semnr/Wkshp	80	GF/Self
Reischman Fletcher Stacy	LOUISVILLE KY	Conf/Semnr/Wkshp	310	GF/Self
Reischman Fletcher Stacy	LOUISVILLE KY	Conf/Semnr/Wkshp	255	GF/Self
Reischman Fletcher Stacy	BALTIMORE MD	Conf/Semnr/Wkshp	225	GF/Self
Reischman Fletcher Stacy	FLORENCE AL	Conf/Semnr/Wkshp	600	GF/Self
Reischman Fletcher Stacy	BALTIMORE MD	Conf/Semnr/Wkshp	(225)	GF/Self
Reynolds Cristin	PHILADELPHIA PA	Conf/Semnr/Wkshp	419	GF/Self
Reynolds Cristin	PHILADELPHIA	Conf/Semnr/Wkshp	450	GF/Self
Reynolds Cristin	PHILADELPHIA	Conf/Semnr/Wkshp	(450)	GF/Self
REYNOLDS CRISTIN L	PHILADELPHIA PA	Conf/Semnr/Wkshp	270	GF/Self
REYNOLDS CRISTIN L	PHILADELPHIA PA	Conf/Semnr/Wkshp	1,577	GF/Self
REYNOLDS CRISTIN L	PHILADELPHIA PA	Conf/Semnr/Wkshp	(2,180)	GF/Self
REYNOLDS CRISTIN L	PHILADELPHIA PA	Conf/Semnr/Wkshp	107	GF/Self
REYNOLDS CRISTIN L	PHILADELPHIA PA	Conf/Semnr/Wkshp	426	GF/Self
REYNOLDS CRISTIN L	PHILADELPHIA PA	Conf/Semnr/Wkshp	70	GF/Self
REYNOLDS CRISTIN L	PHILADELPHIA PA	Conf/Semnr/Wkshp	2,180	GF/Self
RIEGER LISA M	TAMPA FL	Conf/Semnr/Wkshp	1,296	GF/Self
Rigsby Mark	NEW ORLEANS LA	Other	20	GF/Self
Rigsby Mark	RICHMOND VA	Conf/Semnr/Wkshp	198	GF/Self
Rigsby Mark	RICHMOND VA	Conf/Semnr/Wkshp	(198)	GF/Self
ROBINSON COURTNEY	LOUISVILLE KY	Conf/Semnr/Wkshp	1,040	GF/Self
ROBINSON COURTNEY	LOUISVILLE KY	Conf/Semnr/Wkshp	105	GF/Self
ROBINSON COURTNEY	PTE/LOUISVILLE KY	Conf/Semnr/Wkshp	846	GF/Self
ROBINSON COURTNEY	LOUISVILLE KY	Conf/Semnr/Wkshp	97	GF/Self
ROWELL ARTHUR	PTE/ORLANDO FL	Conf/Semnr/Wkshp	185	GF/Self
ROWELL ARTHUR	ORLANDO FL	Conf/Semnr/Wkshp	1,259	GF/Self
ROWELL ARTHUR	ORLANDO FL	Conf/Semnr/Wkshp	711	GF/Self
ROWELL KAREN BONEY	PHILADELPHIA PA	Conf/Semnr/Wkshp	920	GF/Self
ROWELL KAREN BONEY	PHILADELPHIA PA	Conf/Semnr/Wkshp	80	GF/Self
ROWELL KAREN BONEY	PHILADELPHIA PA	Conf/Semnr/Wkshp	124	GF/Self

**OUT-OF-STATE TRAVEL
FISCAL YEAR 2022**

University of Southern Mississippi (268-00)

Name of Agency

Note: All expenditures recorded on this form must be totaled and said total must agree with the out-of-state travel amount indicated for FY 2020 on Form Mbr-1, line 1.A.2.b.

Employee's Name	Destination	Purpose	Travel Cost	Funding Source
Roybal Jayme	JACKSONVILLE FL	Business Meeting	107	GF/Self
RUSHING JILL	PHOENIX AZ	Conf/Semnr/Wkshp	457	GF/Self
RUSHING JILL	PHOENIX AZ	Conf/Semnr/Wkshp	79	GF/Self
RUSHING JILL	PHOENIX AZ	Conf/Semnr/Wkshp	243	GF/Self
RUSHING JILL	PHOENIX AZ	Conf/Semnr/Wkshp	95	GF/Self
RUSSELL RUSTIN S	ORANGE BEACH AL	Conf/Semnr/Wkshp	992	GF/Self
RUSSELL RUSTIN S	ORANGE BEACH AL	Conf/Semnr/Wkshp	174	GF/Self
RUSSELL RUSTIN S	ORANGE BEACH AL	Conf/Semnr/Wkshp	625	GF/Self
SADOUGHI DR AREZOU	TEMPE AZ	Conf/Semnr/Wkshp	246	GF/Self
SADOUGHI DR AREZOU	TEMPE AZ	Conf/Semnr/Wkshp	314	GF/Self
SADOUGHI DR AREZOU	TEMPE AZ	Conf/Semnr/Wkshp	25	GF/Self
SADOUGHI DR AREZOU	TEMPE AZ	Conf/Semnr/Wkshp	187	GF/Self
SADOUGHI DR AREZOU	TEMPE AZ	Conf/Semnr/Wkshp	563	GF/Self
SALYERS CANDICE	BANGOR ME	Performance	107	GF/Self
SALYERS CANDICE	BANGOR ME	Performance	266	GF/Self
SALYERS CANDICE	BANGOR ME	Performance	72	GF/Self
SALYERS CANDICE	AMHERST MA	Conf/Semnr/Wkshp	540	GF/Self
SALYERS CANDICE	AMHERST MA	Conf/Semnr/Wkshp	143	GF/Self
SALYERS CANDICE	BANGOR ME	Performance	555	GF/Self
SALYERS CANDICE	AMHERST MA	Conf/Semnr/Wkshp	317	GF/Self
SANTOS GERARDO	OCEAN SPRINGS MS	Observation	92	GF/Self
SANTOS GERARDO	HOUMA LA	Observation	191	GF/Self
SAPKOTA KRISHNA P	GALVESTON TX	Conf/Semnr/Wkshp	497	GF/Self
SAPKOTA KRISHNA P	GALVESTON TX	Conf/Semnr/Wkshp	3	GF/Self
SAPKOTA KRISHNA P	GALVESTON TX	Conf/Semnr/Wkshp	25	GF/Self
SAPPINGTON ANNEL	TUSCALOOSA AL	Recruitment	474	GF/Self
SCARDINO THERESA LYNN	CLEVELAND OH	Conf/Semnr/Wkshp	1,292	GF/Self
SCARDINO THERESA LYNN	CLEVELAND OH	Conf/Semnr/Wkshp	160	GF/Self
SCARDINO THERESA LYNN	CLEVELAND OH	Conf/Semnr/Wkshp	397	GF/Self
SCARDINO THERESA LYNN	CAN/SALT LAKE CITY UT	Conf/Semnr/Wkshp	886	GF/Self

**OUT-OF-STATE TRAVEL
FISCAL YEAR 2022**

University of Southern Mississippi (268-00)

Name of Agency

Note: All expenditures recorded on this form must be totaled and said total must agree with the out-of-state travel amount indicated for FY 2020 on Form Mbr-1, line 1.A.2.b.

Employee's Name	Destination	Purpose	Travel Cost	Funding Source
SCARDINO THERESA LYNN	CLEVELAND OH	Conf/Semnr/Wkshp	127	GF/Self
SCAVO NICOLE	ST LOUIS MO	Business Meeting	250	GF/Self
SCAVO NICOLE	ST LOUIS MO	Business Meeting	120	GF/Self
SCAVO NICOLE	ST LOUIS MO	Business Meeting	205	GF/Self
SCHEER CHARLES	CHICAGO IL	Conf/Semnr/Wkshp	771	GF/Self
SCHEER CHARLES	CAN/SAN ANTONIO TX	Conf/Semnr/Wkshp	688	GF/Self
SCHRAEDER MICHELE L	HOUSTON TX	Business Meeting	741	GF/Self
SCHRAEDER MICHELE L	HOUSTON TX	Business Meeting	549	GF/Self
SCHRAEDER MICHELE L	HOUSTON TX	Business Meeting	60	GF/Self
SCHRAEDER MICHELE L	PTE/TAMPA FL	Conf/Semnr/Wkshp	386	GF/Self
SCOTT HANNAH	JACKSON MS	Other	1,431	GF/Self
SEALS CHADRICK DEWAYNE	LONG BCH CA	Conf/Semnr/Wkshp	1,400	GF/Self
SEALS CHADRICK DEWAYNE	LONG BCH CA	Conf/Semnr/Wkshp	140	GF/Self
SEALS CHADRICK DEWAYNE	LONG BCH CA	Conf/Semnr/Wkshp	276	GF/Self
SEALS CHADRICK DEWAYNE	LONG BCH CA	Conf/Semnr/Wkshp	370	GF/Self
SEALS CHADRICK DEWAYNE	LONG BCH CA	Conf/Semnr/Wkshp	240	GF/Self
SESSIONS ERIN	TAMPA FL	Conf/Semnr/Wkshp	544	GF/Self
SESSIONS ERIN	TAMPA FL	Conf/Semnr/Wkshp	78	GF/Self
SESSIONS ERIN	PTE/TAMPA FL	Conf/Semnr/Wkshp	586	GF/Self
SESSIONS ERIN	TAMPA FL	Conf/Semnr/Wkshp	139	GF/Self
SHARMA SURENDRA RAJ	ST LOUIS MO	Conf/Semnr/Wkshp	929	GF/Self
SHARMA SURENDRA RAJ	ST LOUIS MO	Conf/Semnr/Wkshp	13	GF/Self
SHARMA SURENDRA RAJ	ST LOUIS MO	Conf/Semnr/Wkshp	35	GF/Self
SHEFFER MARY LOU	CAN/PTE/LAS VEGAS NV	Conf/Semnr/Wkshp	357	GF/Self
SHIN JAE HWA	JACKSONVILLE FL	Conf/Semnr/Wkshp	905	GF/Self
SHIN JAE HWA	JACKSONVILLE FL	Conf/Semnr/Wkshp	78	GF/Self
SHIN JAE HWA	JACKSONVILLE FL	Conf/Semnr/Wkshp	328	GF/Self
SHIN JAE HWA	JACKSONVILLE FL	Conf/Semnr/Wkshp	102	GF/Self
SIMON YOAN CEDRIC	NEW ORLEANS LA	Recruitment	141	GF/Self
SIMS KAMBRE	PTE/CHICAGO IL	Conf/Semnr/Wkshp	907	GF/Self

**OUT-OF-STATE TRAVEL
FISCAL YEAR 2022**

University of Southern Mississippi (268-00)

Name of Agency

Note: All expenditures recorded on this form must be totaled and said total must agree with the out-of-state travel amount indicated for FY 2020 on Form Mbr-1, line 1.A.2.b.

Employee's Name	Destination	Purpose	Travel Cost	Funding Source
SIMS KAMBRE	PTE/CHICAGO IL	Conf/Semnr/Wkshp	202	GF/Self
SIMS KAMBRE	PTE/CHICAGO IL	Conf/Semnr/Wkshp	90	GF/Self
Sims Rosie	PORTLAND OR	Conf/Semnr/Wkshp	270	GF/Self
Sims Rosie	NEW ORLEANS LA	Conf/Semnr/Wkshp	150	GF/Self
Sims Rosie	NEW ORLEANS LA	Conf/Semnr/Wkshp	215	GF/Self
Sims Rosie	ATLANTA GA	Conf/Semnr/Wkshp	699	GF/Self
Sims Shelia	ORANGE BEACH AL	Conf/Semnr/Wkshp	300	GF/Self
Sims Shelia	CONFERENCE	Observation	760	GF/Self
SLIMAN DAVID	NEW ORLEANS LA	Business Meeting	1,035	GF/Self
SLIMAN DAVID	LA JOLLA CA	Business Meeting	521	GF/Self
SLIMAN DAVID	LA JOLLA CA	Business Meeting	809	GF/Self
SLIMAN DAVID	NEW ORLEANS LA	Business Meeting	129	GF/Self
SLIMAN DAVID	LA JOLLA CA	Business Meeting	131	GF/Self
SLIMAN DAVID	LA JOLLA CA	Business Meeting	385	GF/Self
SLIMAN DAVID	NEW ORLEANS LA	Business Meeting	207	GF/Self
SLIMAN DAVID	LA JOLLA CA	Business Meeting	51	GF/Self
SLIMAN DAVID	CHICAGO IL	Conf/Semnr/Wkshp	1,196	GF/Self
SLIMAN DAVID	CHICAGO IL	Conf/Semnr/Wkshp	131	GF/Self
SLIMAN DAVID	CHICAGO IL	Conf/Semnr/Wkshp	303	GF/Self
SLIMAN DAVID	CHICAGO IL	Conf/Semnr/Wkshp	181	GF/Self
SMITH ERIN MARIE	PHOENIX AZ	Conf/Semnr/Wkshp	571	GF/Self
SMITH ERIN MARIE	PTE/PHOENIX AZ	Conf/Semnr/Wkshp	364	GF/Self
SMITH ERIN MARIE	PTE/PHOENIX AZ	Conf/Semnr/Wkshp	58	GF/Self
SMITH KIM	PHOENIX AZ	Conf/Semnr/Wkshp	428	GF/Self
SMITH KIM	PHOENIX AZ	Conf/Semnr/Wkshp	142	GF/Self
SMITH KIM	PHOENIX AZ	Conf/Semnr/Wkshp	260	GF/Self
SMITH KIM	PHOENIX AZ	Conf/Semnr/Wkshp	65	GF/Self
SMITH LAUREN SOUTULLO	NEW YORK NY	Conf/Semnr/Wkshp	1,000	GF/Self
SMITH LYNN	FY20/PTE/PBURG PA	Conference	243	GF/Self
SMITH LYNN L	FY20/PTE/PBURG PA	Conf/Semnr/Wkshp	243	GF/Self
SMITH LYNN L	PITTSBURGH PA	Conf/Semnr/Wkshp	775	GF/Self

**OUT-OF-STATE TRAVEL
FISCAL YEAR 2022**

University of Southern Mississippi (268-00)

Name of Agency

Note: All expenditures recorded on this form must be totaled and said total must agree with the out-of-state travel amount indicated for FY 2020 on Form Mbr-1, line 1.A.2.b.

Employee's Name	Destination	Purpose	Travel Cost	Funding Source
SMITH LYNN L	PITTSBURGH PA	Conf/Semnr/Wkshp	81	GF/Self
SMITH LYNN L	PITTSBURGH PA	Conf/Semnr/Wkshp	218	GF/Self
SMITHKA PAULA JEAN	COLORADO SPGS CO	Conf/Semnr/Wkshp	455	GF/Self
SMITHKA PAULA JEAN	COLORADO SPGS CO	Conf/Semnr/Wkshp	81	GF/Self
SMITHKA PAULA JEAN	COLORADO SPGS CO	Conf/Semnr/Wkshp	523	GF/Self
SMITHKA PAULA JEAN	COLORADO SPGS CO	Conf/Semnr/Wkshp	100	GF/Self
SONG SIYUAN	PTE/TEMPE AZ	Conf/Semnr/Wkshp	397	GF/Self
SONG SIYUAN	PTE/TEMPE AZ	Conf/Semnr/Wkshp	603	GF/Self
SOULE BRANDI	NASHVILLE TN	Conf/Semnr/Wkshp	189	GF/Self
SPENCE BRITTNEY K	ORLANDO FL	Conf/Semnr/Wkshp	1,109	GF/Self
SPENCE BRITTNEY K	PTE/ORLANDO FL	Conf/Semnr/Wkshp	413	GF/Self
SPENCE BRITTNEY K	ORLANDO FL	Conf/Semnr/Wkshp	60	GF/Self
STANBACK EMILY B	ST AUGUSTINE FL	Research and Teaching	129	GF/Self
STANBACK EMILY B	ST AUGUSTINE FL	Research and Teaching	352	GF/Self
STANBACK EMILY B	ST AUGUSTINE FL	Research and Teaching	730	GF/Self
STEEDMAN MAREK	ST AUGUSTINE FL	Research and Teaching	321	GF/Self
STEEDMAN MAREK	ST AUGUSTINE FL	Research and Teaching	125	GF/Self
STEEDMAN MAREK	ST AUGUSTINE FL	Research and Teaching	374	GF/Self
STEEDMAN MAREK	NEW ORLEANS LA	Conf/Semnr/Wkshp	412	GF/Self
STEEDMAN MAREK	NEW ORLEANS LA	Conf/Semnr/Wkshp	167	GF/Self
STEEDMAN MAREK	NEW ORLEANS LA	Conf/Semnr/Wkshp	52	GF/Self
Stengrim Laura	CLEMSON UNIVERSITY	Conf/Semnr/Wkshp	485	GF/Self
Stengrim Laura	CLEMSON	Conf/Semnr/Wkshp	(485)	GF/Self
STENGRIM LAURA ANN	NEW ORLEANS LA	Conf/Semnr/Wkshp	524	GF/Self
STENGRIM LAURA ANN	NEW ORLEANS LA	Conf/Semnr/Wkshp	76	GF/Self
STEPANOVA ELENA VALERYEVNA	NEW ORLEANS LA	Business Meeting	129	GF/Self
STEPANOVA ELENA VALERYEVNA	NEW ORLEANS LA	Business Meeting	6	GF/Self
STEPANOVA ELENA VALERYEVNA	NEW ORLEANS LA	Business Meeting	365	GF/Self
STEVENS LISA	ST PETE BCH FL	Conf/Semnr/Wkshp	293	GF/Self
Stevens Lisa	ST. PETE BEACH FL	Conf/Semnr/Wkshp	(445)	GF/Self

**OUT-OF-STATE TRAVEL
FISCAL YEAR 2022**

University of Southern Mississippi (268-00)

Name of Agency

Note: All expenditures recorded on this form must be totaled and said total must agree with the out-of-state travel amount indicated for FY 2020 on Form Mbr-1, line 1.A.2.b.

Employee's Name	Destination	Purpose	Travel Cost	Funding Source
STEWART SARAH CAMPBELL	ST AUGUSTINE FL	Research and Teaching	129	GF/Self
STEWART SARAH CAMPBELL	ST AUGUSTINE FL	Research and Teaching	187	GF/Self
STEWART SARAH CAMPBELL	NEW ORLEANS LA	Conf/Semnr/Wkshp	213	GF/Self
STOCKMAL KELLI	NEW ORLEANS LA	Business Meeting	71	GF/Self
STORY JENNIFER LACHEL	FY20/PTE/DALLAS TX	Conf/Semnr/Wkshp	303	GF/Self
STORY JENNIFER LACHEL	DALLAS TX	Conf/Semnr/Wkshp	579	GF/Self
STORY JENNIFER LACHEL	DALLAS TX	Conf/Semnr/Wkshp	141	GF/Self
STORY JENNIFER LACHEL	DALLAS TX	Conf/Semnr/Wkshp	75	GF/Self
STORY JENNIFER LACHEL	DALLAS TX	Conf/Semnr/Wkshp	121	GF/Self
STORY JENNIFER LACHEL	NAPLES FL	Conf/Semnr/Wkshp	1,299	GF/Self
STORY JENNIFER LACHEL	NAPLES FL	Conf/Semnr/Wkshp	139	GF/Self
STORY JENNIFER LACHEL	NAPLES FL	Conf/Semnr/Wkshp	203	GF/Self
STORY JENNIFER LACHEL	PTE/NAPLES FL	Conf/Semnr/Wkshp	256	GF/Self
Story Jennifer Lachel	JACKSON MS	Conf/Semnr/Wkshp	114	GF/Self
Story Jennifer Lachel	BILOXI MS	Conf/Semnr/Wkshp	545	GF/Self
Story Jennifer Lachel	JACKSON MS	Conf/Semnr/Wkshp	35	GF/Self
Story Jennifer Lachel	NAPLES FL		449	GF/Self
Story Jennifer Lachel	NEW ORLEANS LA	Conf/Semnr/Wkshp	595	GF/Self
Story Jennifer Lachel	CHICAGO IL	Conf/Semnr/Wkshp	700	GF/Self
Story Jennifer Lachel	CHICAGO IL	Conf/Semnr/Wkshp	700	GF/Self
Story Jennifer Lachel	NEW ORLEANS LA	Conf/Semnr/Wkshp	(595)	GF/Self
Story Jennifer Lachel	CHICAGO IL	Conf/Semnr/Wkshp	(100)	GF/Self
Story Jennifer Lachel	CHICAGO IL	Conf/Semnr/Wkshp	(75)	GF/Self
STORY L	FY20/PTE/DALLAS TX	Seminar	303	GF/Self
Stoulig Deborah Lynn Vaughan	WASHINGTON DC	Conf/Semnr/Wkshp	650	GF/Self
STRICKLIN	FY20/PTE/SEATTLE WA	Conference	479	GF/Self
STRICKLIN JOSH	SEATTLE WA	Conf/Semnr/Wkshp	1,652	GF/Self
STRICKLIN JOSH	PTE/SEATTLE WA	Conf/Semnr/Wkshp	479	GF/Self
STRICKLIN JOSH	SEATTLE WA	Conf/Semnr/Wkshp	60	GF/Self
SUMNER CHARLES	ATLANTA GA	Conf/Semnr/Wkshp	449	GF/Self

**OUT-OF-STATE TRAVEL
FISCAL YEAR 2022**

University of Southern Mississippi (268-00)

Name of Agency

Note: All expenditures recorded on this form must be totaled and said total must agree with the out-of-state travel amount indicated for FY 2020 on Form Mbr-1, line 1.A.2.b.

Employee's Name	Destination	Purpose	Travel Cost	Funding Source
SUMNER CHARLES	ATLANTA GA	Conf/Semnr/Wkshp	79	GF/Self
SUMNER CHARLES	ATLANTA GA	Conf/Semnr/Wkshp	239	GF/Self
SUMNER CHARLES	ATLANTA GA	Conf/Semnr/Wkshp	66	GF/Self
SUMNER CHARLES	ATLANTA GA	Conf/Semnr/Wkshp	140	GF/Self
SUNG ANDREW H	NEW ORLEANS LA	Business Meeting	360	GF/Self
TARBETT-WALLACE FRANCES	BALTIMORE MD	Conf/Semnr/Wkshp	734	GF/Self
TARBETT-WALLACE FRANCES	BALTIMORE MD	Conf/Semnr/Wkshp	78	GF/Self
TARBETT-WALLACE FRANCES	BALTIMORE MD	Conf/Semnr/Wkshp	472	GF/Self
TARBETT-WALLACE FRANCES	BALTIMORE MD	Conf/Semnr/Wkshp	129	GF/Self
THE FARM SIDE DOOR LLC	SUMMERTOWN TN	Observation	520	GF/Self
THE LAVIN AGENCY INC	HATTIESBURG MS	Presentation	986	GF/Self
THOMPSON ROBERT A	IRVING TX	Observation	30	GF/Self
THOMPSON ROBERT A	DC	Conf/Semnr/Wkshp	1,018	GF/Self
THOMPSON ROBERT A	PTE/MIRAMAR FL	Business Meeting	271	GF/Self
THOMPSON ROBERT A	FORT WORTH TX	Observation	80	GF/Self
THOMPSON ROBERT A	IRVING TX	Business Meeting	610	GF/Self
THOMPSON ROBERT A	DC	Conf/Semnr/Wkshp	136	GF/Self
THOMPSON ROBERT A	BELLEVUE WA	Conf/Semnr/Wkshp	132	GF/Self
THOMPSON ROBERT A	PTE/DC	Conf/Semnr/Wkshp	298	GF/Self
THOMPSON ROBERT A	FORT WORTH TX	Observation	333	GF/Self
THOMPSON ROBERT A	PTE/DALLAS TX	Observation	251	GF/Self
THOMPSON ROBERT A	DC	Conf/Semnr/Wkshp	153	GF/Self
THOMPSON ROBERT A	BELLEVUE WA	Conf/Semnr/Wkshp	134	GF/Self
THOMPSON ROBERT A	PTE/DC	Business Meeting	85	GF/Self
TIAN HAIYAN	NEW ORLEANS LA	Business Meeting	153	GF/Self
TIAN HAIYAN	NEW ORLEANS LA	Business Meeting	129	GF/Self
TIAN HAIYAN	NEW ORLEANS LA	Business Meeting	20	GF/Self
TIAN HAIYAN	NEW ORLEANS LA	Business Meeting	55	GF/Self
TINNON ELIZABETH	DC	Conf/Semnr/Wkshp	1,094	GF/Self
TINNON ELIZABETH	DC	Business Meeting	142	GF/Self

**OUT-OF-STATE TRAVEL
FISCAL YEAR 2022**

University of Southern Mississippi (268-00)

Name of Agency

Note: All expenditures recorded on this form must be totaled and said total must agree with the out-of-state travel amount indicated for FY 2020 on Form Mbr-1, line 1.A.2.b.

Employee's Name	Destination	Purpose	Travel Cost	Funding Source
TINNON ELIZABETH	DC	Conf/Semnr/Wkshp	184	GF/Self
TINNON ELIZABETH	DC	Conf/Semnr/Wkshp	149	GF/Self
TINNON ELIZABETH	ORLANDO FL	Conf/Semnr/Wkshp	1,399	GF/Self
TINNON ELIZABETH	ORLANDO FL	Conf/Semnr/Wkshp	142	GF/Self
TINNON ELIZABETH	ORLANDO FL	Conf/Semnr/Wkshp	332	GF/Self
TINNON ELIZABETH	ORLANDO FL	Conf/Semnr/Wkshp	226	GF/Self
Tinnon Elizabeth	PHOENIX AZ	Conf/Semnr/Wkshp	200	GF/Self
Tinnon Elizabeth	PHOENIX AZ	Conf/Semnr/Wkshp	100	GF/Self
Tinnon Elizabeth	PHOENIX AZ	Conf/Semnr/Wkshp	300	GF/Self
Tinnon Elizabeth	NATIONAL HARBOR MD	Conf/Semnr/Wkshp	1,185	GF/Self
Tinnon Elizabeth	ORLANDO FL	Conf/Semnr/Wkshp	848	GF/Self
Tinnon Elizabeth	ORLANDO FL	Conf/Semnr/Wkshp	419	GF/Self
TOM MALONE PRODUCTIONS INC	HATTIESBURG MS	Performance	2,500	GF/Self
Torres Jennifer	TUSCUMBIA AL	Performance	507	GF/Self
Torres Jennifer	TUSCUMBIA AL	Presentation	168	GF/Self
TRIBUNELLA ERIC	BOSTON MA	Research and Teaching	336	GF/Self
TRIBUNELLA ERIC	BOSTON MA	Research and Teaching	78	GF/Self
TRIBUNELLA ERIC	BOSTON MA	Research and Teaching	820	GF/Self
TRIBUNELLA ERIC	BOSTON MA	Research and Teaching	133	GF/Self
TROPP JOSHUA	NEW ORLEANS LA	Business Meeting	140	GF/Self
TYSONS CORNER MARRIOTT	TYSONS CORNER VA	Observation	3,190	GF/Self
VALINT ALEXANDRA	ROMEOVILLE IL	Conf/Semnr/Wkshp	526	GF/Self
VALINT ALEXANDRA	COLUMBUS OH	Conf/Semnr/Wkshp	665	GF/Self
VALINT ALEXANDRA	COLUMBUS OH	Conf/Semnr/Wkshp	141	GF/Self
VALINT ALEXANDRA	ROMEOVILLE IL	Conf/Semnr/Wkshp	338	GF/Self
VALINT ALEXANDRA	COLUMBUS OH	Conf/Semnr/Wkshp	262	GF/Self
VALINT ALEXANDRA	ROMEOVILLE IL	Conf/Semnr/Wkshp	55	GF/Self
VALINT ALEXANDRA	COLUMBUS OH	Conf/Semnr/Wkshp	122	GF/Self
VALINT ALEXANDRA	ROMEOVILLE IL	Conf/Semnr/Wkshp	300	GF/Self
VALINT ALEXANDRA	COLUMBUS OH	Conf/Semnr/Wkshp	210	GF/Self
VANEK KEVIN	BIRMINGHAM AL	Business Meeting	271	GF/Self

**OUT-OF-STATE TRAVEL
FISCAL YEAR 2022**

University of Southern Mississippi (268-00)

Name of Agency

Note: All expenditures recorded on this form must be totaled and said total must agree with the out-of-state travel amount indicated for FY 2020 on Form Mbr-1, line 1.A.2.b.

Employee's Name	Destination	Purpose	Travel Cost	Funding Source
VARNADO KRYSTYNA	DALLAS TX	Business Meeting	496	GF/Self
VARNADO KRYSTYNA	DALLAS TX	Business Meeting	715	GF/Self
VARNADO KRYSTYNA	DALLAS TX	Business Meeting	94	GF/Self
WALKER ASHLEY J	PENSACOLA FL	Conf/Semnr/Wkshp	102	GF/Self
WALKER ASHLEY J	PENSACOLA FL	Conf/Semnr/Wkshp	184	GF/Self
WALKER DAVID JAMES	SAN FRANCISCO CA	Conf/Semnr/Wkshp	1,745	GF/Self
WALKER DAVID JAMES	PTE/SAN FRANCISCO CA	Conf/Semnr/Wkshp	332	GF/Self
WAN ANNA	DC	Research and Teaching	151	GF/Self
WAN ANNA	DC	Research and Teaching	597	GF/Self
WAN ANNA	ORLANDO FL	Conf/Semnr/Wkshp	437	GF/Self
WAN ANNA	ORLANDO FL	Conf/Semnr/Wkshp	81	GF/Self
WAN ANNA	ORLANDO FL	Conf/Semnr/Wkshp	695	GF/Self
WAN ANNA	ORLANDO FL	Conf/Semnr/Wkshp	195	GF/Self
WANG WEI	NEW ORLEANS LA	Conf/Semnr/Wkshp	604	GF/Self
WANG WEI	LAS VEGAS NV	Conf/Semnr/Wkshp	536	GF/Self
WANG WEI	NEW ORLEANS LA	Conf/Semnr/Wkshp	131	GF/Self
WANG WEI	LAS VEGAS NV	Conf/Semnr/Wkshp	142	GF/Self
WANG WEI	LAS VEGAS NV	Conf/Semnr/Wkshp	244	GF/Self
WANG WEI	NEW ORLEANS LA	Conf/Semnr/Wkshp	201	GF/Self
WANG WEI	LAS VEGAS NV	Conf/Semnr/Wkshp	225	GF/Self
WANG WEI	NEW ORLEANS LA	Conf/Semnr/Wkshp	595	GF/Self
WARD BRADLEY	NEW ORLEANS LA	Conf/Semnr/Wkshp	224	GF/Self
WARD BRADLEY	NEW ORLEANS LA	Conf/Semnr/Wkshp	130	GF/Self
WARD BRADLEY	NEW ORLEANS LA	Conf/Semnr/Wkshp	184	GF/Self
WEATHERS KAYLA	COVINGTON LA	Recruitment	186	GF/Self
WEATHERS KAYLA	TUPELO MS & MEMPHIS TN	Recruitment	324	GF/Self
WEATHERS KAYLA	TUPELO MS & MEMPHIS TN	Recruitment	32	GF/Self
WEATHERS KAYLA	SOUTHAVEN MS & MEMPHIS TN	Recruitment	324	GF/Self
WEATHERS KAYLA	TUPELO MS & MEMPHIS TN	Recruitment	(324)	GF/Self
Weinauer Ellen	NEW ORLEANS LA	Conf/Semnr/Wkshp	175	GF/Self

**OUT-OF-STATE TRAVEL
FISCAL YEAR 2022**

University of Southern Mississippi (268-00)

Name of Agency

Note: All expenditures recorded on this form must be totaled and said total must agree with the out-of-state travel amount indicated for FY 2020 on Form Mbr-1, line 1.A.2.b.

Employee's Name	Destination	Purpose	Travel Cost	Funding Source
WEINAUER ELLEN M	NEW ORLEANS LA	Conf/Semnr/Wkshp	285	GF/Self
WEINAUER ELLEN M	NEW ORLEANS LA	Conf/Semnr/Wkshp	423	GF/Self
WEINAUER ELLEN M	JACKSONVILLE FL	Conf/Semnr/Wkshp	600	GF/Self
WEINAUER ELLEN M	NEW ORLEANS LA	Conf/Semnr/Wkshp	129	GF/Self
WEINAUER ELLEN M	NEW ORLEANS LA	Conf/Semnr/Wkshp	65	GF/Self
WEINAUER ELLEN M	JACKSONVILLE FL	Conf/Semnr/Wkshp	78	GF/Self
WEINAUER ELLEN M	PTE/JACKSONVILLE FL	Conf/Semnr/Wkshp	308	GF/Self
WEINAUER ELLEN M	NEW ORLEANS LA	Conf/Semnr/Wkshp	45	GF/Self
WEINAUER ELLEN M	NEW ORLEANS LA	Conf/Semnr/Wkshp	52	GF/Self
WEINAUER ELLEN M	JACKSONVILLE FL	Conf/Semnr/Wkshp	118	GF/Self
Wenzler Cheryl	LOUISVILLE KY	Conf/Semnr/Wkshp	75	GF/Self
Wenzler Cheryl	LOUISVILLE KY	Conf/Semnr/Wkshp	545	GF/Self
Wenzler Cheryl	HATTIESBURG MS	Recruitment	168	GF/Self
Wenzler Cheryl	MOBILE AL	Recruitment	463	GF/Self
Wenzler Cheryl	LOUISVILLE KY	Conf/Semnr/Wkshp	470	GF/Self
Wenzler Cheryl	TAMPA FL	Conf/Semnr/Wkshp	165	GF/Self
WHITE TINA	PTE/NASHVILLE TN	Conf/Semnr/Wkshp	322	GF/Self
WHITE TINA	NASHVILLE TN	Conf/Semnr/Wkshp	1,324	GF/Self
WHITE TINA	NASHVILLE TN	Conf/Semnr/Wkshp	(1,324)	GF/Self
WHITFIELD STANLEY	FORT WORTH TX	Business Meeting	100	GF/Self
WHITFIELD STANLEY	FORT WORTH TX	Business Meeting	124	GF/Self
WHITFIELD STANLEY	FORT WORTH TX	Business Meeting	114	GF/Self
WHITFIELD STANLEY	FORT WORTH TX	Business Meeting	114	GF/Self
WIGGINS JOANN F	NEW ORLEANS LA	Business Meeting	140	GF/Self
WILLIAMS CORY REBECCA	NASHVILLE TN	Conf/Semnr/Wkshp	185	GF/Self
WILLIAMS CORY REBECCA	NASHVILLE TN	Conf/Semnr/Wkshp	499	GF/Self
WILLIAMS CORY REBECCA	NASHVILLE TN	Conf/Semnr/Wkshp	88	GF/Self
WILLIS RUSSELL H	NORFOLK VA	Conf/Semnr/Wkshp	620	GF/Self
WILLIS RUSSELL H	NORFOLK VA	Conf/Semnr/Wkshp	278	GF/Self
WILLIS RUSSELL H	NORFOLK VA	Conf/Semnr/Wkshp	374	GF/Self
WILSON LATOUSHIA	FORT WORTH TX	Performance	262	GF/Self

**OUT-OF-STATE TRAVEL
FISCAL YEAR 2022**

University of Southern Mississippi (268-00)

Name of Agency

Note: All expenditures recorded on this form must be totaled and said total must agree with the out-of-state travel amount indicated for FY 2020 on Form Mbr-1, line 1.A.2.b.

Employee's Name	Destination	Purpose	Travel Cost	Funding Source
WILSON LATOUSHIA	FORT WORTH TX	Performance	40	GF/Self
WILSON LATOUSHIA	FORT WORTH TX	Performance	281	GF/Self
WILSON LATOUSHIA	FORT WORTH TX	Performance	60	GF/Self
Wilson Latouisha	NEW ORLEANS LA	Conf/Semnr/Wkshp	645	GF/Self
Wilson Latouisha	NEW ORLEANS LA	Conf/Semnr/Wkshp	(645)	GF/Self
WILSON WILLIAM R	ORLANDO FL	Conf/Semnr/Wkshp	1,900	GF/Self
WILSON WILLIAM R	ORLANDO FL	Conf/Semnr/Wkshp	14	GF/Self
WILSON WILLIAM R	PTE/ORLANDO FL	Conf/Semnr/Wkshp	307	GF/Self
WILSON WILLIAM R	PTE/BELLEVUE WA	Conf/Semnr/Wkshp	397	GF/Self
WILSON WILLIAM R	ORLANDO FL	Conf/Semnr/Wkshp	94	GF/Self
WINSTEAD CHRISTOPHER B	BALTIMORE MD	Business Meeting	320	GF/Self
WINSTEAD CHRISTOPHER B	ATLANTA GA	Business Meeting	790	GF/Self
WINSTEAD CHRISTOPHER B	AUGUSTA GA	Business Meeting	265	GF/Self
WINSTEAD CHRISTOPHER B	BALTIMORE MD	Business Meeting	130	GF/Self
WINSTEAD CHRISTOPHER B	ATLANTA GA	Business Meeting	440	GF/Self
WINSTEAD CHRISTOPHER B	AUGUSTA GA	Business Meeting	80	GF/Self
WINSTEAD CHRISTOPHER B	BALTIMORE MD	Business Meeting	561	GF/Self
WINSTEAD CHRISTOPHER B	AUGUSTA GA	Business Meeting	399	GF/Self
WINSTEAD CHRISTOPHER B	BALTIMORE MD	Business Meeting	66	GF/Self
WINSTEAD CHRISTOPHER B	ATLANTA GA	Business Meeting	57	GF/Self
WINSTEAD CHRISTOPHER B	AUGUSTA GA	Business Meeting	78	GF/Self
WINSTEAD CHRISTOPHER B	BALTIMORE MD	Business Meeting	350	GF/Self
WINSTEAD CHRISTOPHER B	PTE/ATLANTA GA	Conf/Semnr/Wkshp	226	GF/Self
WINSTEAD CHRISTOPHER B	PTE/ATLANTA GA	Conf/Semnr/Wkshp	875	GF/Self
WINTERS DANNETTA	BIRMINGHAM AL	Recruitment	132	GF/Self
WOLF MARCO	NEW ORLEANS LA	Conf/Semnr/Wkshp	350	GF/Self
Woodard Kenneth	LAUREL MS	Research and Teaching	790	GF/Self

**OUT-OF-STATE TRAVEL
FISCAL YEAR 2022**

University of Southern Mississippi (268-00)

Name of Agency

Note: All expenditures recorded on this form must be totaled and said total must agree with the out-of-state travel amount indicated for FY 2020 on Form Mbr-1, line 1.A.2.b.

Employee's Name	Destination	Purpose	Travel Cost	Funding Source
WOODARD KENNETH R	FLORENCE AL	Business Meeting	795	GF/Self
WOODARD KENNETH R	FLORENCE AL	Business Meeting	360	GF/Self
WOODS SHAMEKIA	LOUISVILLE KY	Conf/Semnr/Wkshp	1,003	GF/Self
WOODS SHAMEKIA	PTE/LOUISVILLE KY	Conf/Semnr/Wkshp	846	GF/Self
WOOLLY KIM	TAMPA FL	Conf/Semnr/Wkshp	975	GF/Self
WOOLLY KIM	TAMPA FL	Conf/Semnr/Wkshp	257	GF/Self
YAOYUNYONG GALLAYANEE	PTE/NEW ORLEANS LA	Conf/Semnr/Wkshp	350	GF/Self
YATES AMANDA	PTE/CHICAGO IL	Conf/Semnr/Wkshp	150	GF/Self
YATES SHANNON D	PTE/SCOTT LA	Conf/Semnr/Wkshp	518	GF/Self
YATES SHANNON D	SCOTT LA	Business Meeting	185	GF/Self
YEE DONALD	DETROIT MI	Research and Teaching	129	GF/Self
YEE DONALD	DETROIT MI	Research and Teaching	426	GF/Self
YEE DONALD	PTE/DETROIT MI	Research and Teaching	2,352	GF/Self
YEE DONALD	DETROIT MI	Research and Teaching	123	GF/Self
YORK SHELBY	CORINTH AL	Recruitment	420	GF/Self
YORK SHELBY	SLIDELL LA	Recruitment	176	GF/Self
YORK SHELBY	SPANISH FORT AL	Recruitment	70	GF/Self
YORK SHELBY	SLIDELL LA	Recruitment	178	GF/Self
YORK SHELBY	MONTGOMERY AL	Recruitment	210	GF/Self
YORK SHELBY	SPANISH FORT AL	Recruitment	105	GF/Self
ZAKARAS LAUREN	DENVER CO	Conf/Semnr/Wkshp	331	GF/Self
ZAKARAS LAUREN	DENVER CO	Conf/Semnr/Wkshp	163	GF/Self
ZAKARAS LAUREN	DENVER CO	Conf/Semnr/Wkshp	975	GF/Self
ZETTLE PATSY	PTE/SALT LK CITY UT	Conf/Semnr/Wkshp	563	GF/Self

Total Out of State Cost \$ 578,886

FEES, PROFESSIONAL AND OTHER SERVICES

University of Southern Mississippi (268-00)

Name of Agency

TYPE OF FEE AND NAME OF VENDOR	Retired w/ PERS	(1) Actual Expenses FY Ending June 30, 2020	(2) Estimated Expenses FY Ending June 30, 2021	(3) Requested Expenses FY Ending June 30, 2022	Fund Source
605700 Internal Billing Contsv					
Internal Billing/924755 - RJ YOUNG <i>Comp. Rate: 186 per year</i>		186	186	186	GF/Tuition
Internal Billing/924755 - RJ YOUNG <i>Comp. Rate: 186 per year</i>		(186)	(186)	(186)	GF/Tuition
Internal Billing/Correction on Physical charge <i>Comp. Rate: 100 per year</i>		100	100	100	GF/Tuition
Internal Billing/CPC black and gold tailgate <i>Comp. Rate: 776 per tailgate</i>		(776)	(776)	(776)	GF/Tuition
Internal Billing/Employee Fingerprints <i>Comp. Rate: 50 per Fingerp</i>		120	120	120	GF/Tuition
Internal Billing/Incentive grants <i>Comp. Rate: Various per grant</i>		10,066	10,066	10,066	GF/Tuition
Internal Billing/Interpreters Spring 20 <i>Comp. Rate: 150 per year</i>		150	150	150	GF/Tuition
Internal Billing/J Jones payment Service learni <i>Comp. Rate: 500 per learni</i>		500	500	500	GF/Tuition
Internal Billing/Machine shop inv 358 <i>Comp. Rate: 1400 per invoice</i>		1,400	1,400	1,400	GF/Tuition
Internal Billing/Men of Excellence <i>Comp. Rate: 2204 per year</i>		(2,204)	(2,204)	(2,204)	GF/Tuition
Internal Billing/OD Interpreters Fall Semester <i>Comp. Rate: 150 per semester</i>		150	150	150	GF/Tuition
Internal Billing/Physicals UPD <i>Comp. Rate: 200 per year</i>		200	200	200	GF/Tuition
Internal Billing/Police physical J Smith <i>Comp. Rate: 100 per smith</i>		100	100	100	GF/Tuition
Internal Billing/Strategic Alumni Assc. Program <i>Comp. Rate: 3000 per program</i>		(3,000)	(3,000)	(3,000)	GF/Tuition
Internal Billing/Student Org. fall kickoff <i>Comp. Rate: 982 per year</i>		(982)	(982)	(982)	GF/Tuition
Internal Billing/Tutoring services <i>Comp. Rate: 50 per service</i>		(1,500)	(1,500)	(1,500)	GF/Tuition
Total 605700 Internal Billing Contsv		4,324	4,324	4,324	
605730 Auditing Fees					
Auditing Fees/Audit <i>Comp. Rate: \$7669 per visit</i>		107,359	107,359	107,359	GF/Tuition
Total 605730 Auditing Fees		107,359	107,359	107,359	
605740 Medical					
149762 - HBC BUSINESS OFFICE M/Medical <i>Comp. Rate: 60 per test</i>		60	60	60	GF/Tuition
149762 - HBC BUSINESS OFFICE M/Medical <i>Comp. Rate: 60 per test</i>		120	120	120	GF/Tuition

FEES, PROFESSIONAL AND OTHER SERVICES

University of Southern Mississippi (268-00)

Name of Agency

TYPE OF FEE AND NAME OF VENDOR	Retired w/ PERS	(1) Actual Expenses FY Ending June 30, 2020	(2) Estimated Expenses FY Ending June 30, 2021	(3) Requested Expenses FY Ending June 30, 2022	Fund Source
208075 - HBC BUSINESS OFFICE M/Medical <i>Comp. Rate: 60 per test</i>		60	60	60	GF/Tuition
208075 - HBC BUSINESS OFFICE M/Medical <i>Comp. Rate: 60 per test</i>		120	120	120	GF/Tuition
208075 - HBC BUSINESS OFFICE M/Medical <i>Comp. Rate: 60 per test</i>		60	60	60	GF/Tuition
208075 - HBC BUSINESS OFFICE M/Medical <i>Comp. Rate: 60 per test</i>		60	60	60	GF/Tuition
208075 - HBC CLOVERLEAF IMMEDI/Medical <i>Comp. Rate: 60 per test</i>		98	98	98	GF/Tuition
208075 - SOUTHERN BEHAVIORAL M/Medical <i>Comp. Rate: 60 per test</i>		750	750	750	GF/Tuition
208075 - SOUTHERN BEHAVIORAL M/Medical <i>Comp. Rate: 60 per test</i>		750	750	750	GF/Tuition
Total 605740 Medical		2,078	2,078	2,078	
605750 Instructional					
BAGINGITO EDMUND M/Guest lecture provided for NUR <i>Comp. Rate: 200 per lecture</i>		200	200	200	GF/Tuition
BUSINESS COMMUNICATIONS INC/TRN-CLC-000 Cisco <i>Comp. Rate: 3920 per year</i>		3,920	3,920	3,920	GF/Tuition
BUSINESS COMMUNICATIONS INC/TRN-CLC-004 Cisco <i>Comp. Rate: 3950 per year</i>		588	588	588	GF/Tuition
CDW GOVERNMENT LLC/EKAHAU QUICK START VOD <i>Comp. Rate: 674 per instruction</i>		674	674	674	GF/Tuition
DE L EPEE DEAF CENTER INC/Standing order for the period <i>Comp. Rate: 6435 per month</i>		77,223	77,223	77,223	GF/Tuition
Deaf Center invoices 5 IIs/Deaf Center invoices 5 IIs <i>Comp. Rate: 1889 per ii</i>		(9,445)	(9,445)	(9,445)	GF/Tuition
GASTON ROBERT L/Guest lecture provided for Nur <i>Comp. Rate: 100 per lecture</i>		100	100	100	GF/Tuition
Instructional Services/Instructional Services <i>Comp. Rate: 557 per instruction</i>		557	557	557	GF/Tuition
JACKSON LIFESIGNS INC/Interpreting Services for Jasm <i>Comp. Rate: 299 per year</i>		70	70	70	GF/Tuition
JACKSON LIFESIGNS INC/Interpreting Services for Jasm <i>Comp. Rate: 299 per year</i>		123	123	123	GF/Tuition
JACKSON LIFESIGNS INC/Interpreting Services for Jasm <i>Comp. Rate: 299 per year</i>		106	106	106	GF/Tuition
JASON WHITE ANESTHESIA LLC/Guest lecture provided for <i>Comp. Rate: 200 per service</i>		200	200	200	GF/Tuition
MEYERS DEBBIE/Guest lecture/hands-on skills <i>Comp. Rate: 200 per service</i>		200	200	200	GF/Tuition
REGIONS BANK/314176 - WINE AROMAS INC <i>Comp. Rate: 414 per instruction</i>		414	414	414	GF/Tuition
REGIONS BANK/469939 - TABLEAU SOFTWARE					

FEES, PROFESSIONAL AND OTHER SERVICES

University of Southern Mississippi (268-00)

Name of Agency

TYPE OF FEE AND NAME OF VENDOR	Retired w/ PERS	(1) Actual Expenses FY Ending June 30, 2020	(2) Estimated Expenses FY Ending June 30, 2021	(3) Requested Expenses FY Ending June 30, 2022	Fund Source
<i>Comp. Rate: 1400 per consultation</i> REGIONS BANK/469939 - TABLEAU SOFTWARE		1,400	1,400	1,400	GF/Tuition
<i>Comp. Rate: 1400 per consultation</i> REGIONS BANK/502375 - ENVIRONMENTAL RESOURC		1,400	1,400	1,400	GF/Tuition
<i>Comp. Rate: 349 per year</i> REGIONS BANK/561415 - IN *REALTIME TRANSCRI		349	349	349	GF/Tuition
<i>Comp. Rate: 4879 per year</i> REGIONS BANK/561415 - IN *REALTIME TRANSCRI		2,226	2,226	2,226	GF/Tuition
<i>Comp. Rate: 4879 per year</i> REGIONS BANK/561415 - IN *REALTIME TRANSCRI		774	774	774	GF/Tuition
<i>Comp. Rate: 4879 per year</i> REGIONS BANK/561415 - IN *REALTIME TRANSCRI		112	112	112	GF/Tuition
<i>Comp. Rate: 4879 per year</i> REGIONS BANK/561415 - IN *REALTIME TRANSCRI		881	881	881	GF/Tuition
<i>Comp. Rate: 4879 per year</i> REGIONS BANK/561415 - IN *REALTIME TRANSCRI		492	492	492	GF/Tuition
<i>Comp. Rate: 120 per consultation</i> REGIONS BANK/715502 - DOLAN CONSULTING GROU		120	120	120	GF/Tuition
<i>Comp. Rate: 1764 per year</i> SHARMA AMIT/EXPENSE REIMB		1,764	1,764	1,764	GF/Tuition
<i>Comp. Rate: 394 per exp</i>		394	394	394	GF/Tuition
Total 605750 Instructional		84,842	84,842	84,842	

605760 Legal Fees

BRYAN NELSON SCHROEDER/LEGAL SERVICE <i>Comp. Rate: 195 per hour</i>		7,439	7,439	7,439	GF/Tuition
BRYAN NELSON SCHROEDER/LEGAL SERVICE <i>Comp. Rate: 195 per hour</i>		312	312	312	GF/Tuition
BRYAN NELSON SCHROEDER/LEGAL SERVICE <i>Comp. Rate: 195 per hour</i>		644	644	644	GF/Tuition
BRYAN NELSON SCHROEDER/LEGAL SERVICE <i>Comp. Rate: 195 per hour</i>		1,043	1,043	1,043	GF/Tuition
BRYAN NELSON SCHROEDER/LEGAL SERVICE <i>Comp. Rate: 215 per hour</i>		4,611	4,611	4,611	GF/Tuition
BRYAN NELSON SCHROEDER/LEGAL SERVICE <i>Comp. Rate: 215 per hour</i>		3,232	3,232	3,232	GF/Tuition
BRYAN NELSON SCHROEDER/LEGAL SERVICE <i>Comp. Rate: 215 per hour</i>		1,678	1,678	1,678	GF/Tuition
BRYAN NELSON SCHROEDER/LEGAL SERVICE <i>Comp. Rate: 215 per hour</i>		1,434	1,434	1,434	GF/Tuition
BRYAN NELSON SCHROEDER/LEGAL SERVICE <i>Comp. Rate: 215 per hour</i>		1,892	1,892	1,892	GF/Tuition
BRYAN NELSON SCHROEDER/LEGAL SERVICES <i>Comp. Rate: 195 per hour</i>		3,855	3,855	3,855	GF/Tuition
BUTLER SNOW OMARA STEVENS & CANNADA <i>Comp. Rate: 295 per hour</i>		2,467	2,467	2,467	GF/Tuition

FEES, PROFESSIONAL AND OTHER SERVICES

University of Southern Mississippi (268-00)

Name of Agency

TYPE OF FEE AND NAME OF VENDOR	Retired w/ PERS	(1) Actual Expenses FY Ending June 30, 2020	(2) Estimated Expenses FY Ending June 30, 2021	(3) Requested Expenses FY Ending June 30, 2022	Fund Source
BUTLER SNOW OMARA STEVENS & CANNADA <i>Comp. Rate: 295 per hour</i>		944	944	944	GF/Tuition
BUTLER SNOW OMARA STEVENS & CANNADA <i>Comp. Rate: 295 per hour</i>		3,107	3,107	3,107	GF/Tuition
BUTLER SNOW OMARA STEVENS & CANNADA <i>Comp. Rate: 295 per hour</i>		4,776	4,776	4,776	GF/Tuition
BUTLER SNOW OMARA STEVENS & CANNADA <i>Comp. Rate: 295 per hour</i>		2,595	2,595	2,595	GF/Tuition
BUTLER SNOW OMARA STEVENS & CANNADA <i>Comp. Rate: 295 per hour</i>		4,904	4,904	4,904	GF/Tuition
BUTLER SNOW OMARA STEVENS & CANNADA <i>Comp. Rate: 295 per hour</i>		919	919	919	GF/Tuition
BUTLER SNOW OMARA STEVENS & CANNADA <i>Comp. Rate: 295 per hour</i>		4,493	4,493	4,493	GF/Tuition
BUTLER SNOW OMARA STEVENS & CANNADA <i>Comp. Rate: 295 per hour</i>		4,927	4,927	4,927	GF/Tuition
Departmental Deposit/Reimbursement <i>Comp. Rate: Reimbursement</i>		(500)	(500)	(500)	GF/Tuition
Departmental Deposit/Reimbursement <i>Comp. Rate: Reimbursement</i>		(1,410)	(1,410)	(1,410)	GF/Tuition
Departmental Deposit/Reimbursement <i>Comp. Rate: Reimbursement</i>		(149)	(149)	(149)	GF/Tuition
Departmental Deposit/Reimbursement <i>Comp. Rate: Reimbursement</i>		(74)	(74)	(74)	GF/Tuition
DORNAN LAW OFFICE PLLC/LEGAL SERVICE <i>Comp. Rate: 165 per hour</i>		2,615	2,615	2,615	GF/Tuition
DORNAN LAW OFFICE PLLC/LEGAL SERVICE <i>Comp. Rate: 165 per hour</i>		2,195	2,195	2,195	GF/Tuition
DORNAN LAW OFFICE PLLC/LEGAL SERVICES <i>Comp. Rate: 165 per hour</i>		4,472	4,472	4,472	GF/Tuition
EVAN LAW GROUP LLC/LEGAL SERVICE <i>Comp. Rate: 290 per hour</i>		8,709	8,709	8,709	GF/Tuition
FEDERAL EXPRESS/Legal Service <i>Comp. Rate: 7 per job</i>		7	7	7	GF/Tuition
Legal Fees/Legal Fees <i>Comp. Rate: 2614 per fees</i>		48,234	48,234	48,234	GF/Tuition
MAYO MALLETTE PLLC/LEGAL SERVICE <i>Comp. Rate: 156 per hour</i>		156	156	156	GF/Tuition
MAYO MALLETTE PLLC/LEGAL SERVICE <i>Comp. Rate: 156 per hour</i>		98	98	98	GF/Tuition
MAYO MALLETTE PLLC/LEGAL SERVICE <i>Comp. Rate: 156 per hour</i>		2,909	2,909	2,909	GF/Tuition
MS COMMISSION ON COLLEGE ACCREDITATION/MS- <i>Comp. Rate: 1500 per year</i>		1,500	1,500	1,500	GF/Tuition
NC-SARA/NC-SARA PARTICIPATION FEE <i>Comp. Rate: 6000 per fee</i>		6,000	6,000	6,000	GF/Tuition

FEES, PROFESSIONAL AND OTHER SERVICES

University of Southern Mississippi (268-00)

Name of Agency

TYPE OF FEE AND NAME OF VENDOR	Retired w/ PERS	(1) Actual Expenses FY Ending June 30, 2020	(2) Estimated Expenses FY Ending June 30, 2021	(3) Requested Expenses FY Ending June 30, 2022	Fund Source
REGIONS BANK/326777 - SCCE/HCCA <i>Comp. Rate: 325 per year</i>		325	325	325	GF/Tuition
REGIONS BANK/864464 - PACER800-676-6856IR <i>Comp. Rate: 31 per service</i>		31	31	31	GF/Tuition
RICHARD & THOMAS PLLC/LEGAL SERVICE <i>Comp. Rate: 250 per service</i>		250	250	250	GF/Tuition
RICHARD & THOMAS PLLC/Title exam - 3403 Pearl St <i>Comp. Rate: 350 per exam</i>		350	350	350	GF/Tuition
THOMSON REUTERS INC/1/01/20-1/31/20 SERVICE <i>Comp. Rate: 554 per month</i>		673	673	673	GF/Tuition
THOMSON REUTERS INC/10/1/19-10/31/19 SERVICE <i>Comp. Rate: 554 per month</i>		660	660	660	GF/Tuition
THOMSON REUTERS INC/10/5/19-11/4/19 SERVICE <i>Comp. Rate: 554 per month</i>		149	149	149	GF/Tuition
THOMSON REUTERS INC/12/1/19-12/31/19 SERVICE <i>Comp. Rate: 554 per month</i>		673	673	673	GF/Tuition
THOMSON REUTERS INC/2/1/20-2/29/20 SERVICE <i>Comp. Rate: 554 per month</i>		673	673	673	GF/Tuition
THOMSON REUTERS INC/2/5/20-3/4/20 SERVICE <i>Comp. Rate: 554 per month</i>		103	103	103	GF/Tuition
THOMSON REUTERS INC/3/1/20-3/31/20 SERVICES <i>Comp. Rate: 554 per month</i>		673	673	673	GF/Tuition
THOMSON REUTERS INC/4/1/20-4/30/20 DATABASE <i>Comp. Rate: 554 per month</i>		673	673	673	GF/Tuition
THOMSON REUTERS INC/7/1/19-7/31/19 SERVICE <i>Comp. Rate: 554 per month</i>		660	660	660	GF/Tuition
THOMSON REUTERS INC/7/5/19-8/4/19 SERVICE <i>Comp. Rate: 554 per month</i>		494	494	494	GF/Tuition
THOMSON REUTERS INC/9/1/19-9/30/19 SERVICE <i>Comp. Rate: 554 per month</i>		660	660	660	GF/Tuition
TRALIAN LLC/HIGHER ED COMPLIANCE LIB <i>Comp. Rate: 25657 per year</i>		25,657	25,657	25,657	GF/Tuition
WARE IMMIGRATION/FILING FEE/DUAN XIAOJIE <i>Comp. Rate: 826 per service</i>		460	460	460	GF/Tuition
WARE IMMIGRATION/FILING FEES/LI BO <i>Comp. Rate: 826 per service</i>		935	935	935	GF/Tuition
WARE IMMIGRATION/FILING FEES/ZHANG F <i>Comp. Rate: 826 per service</i>		705	705	705	GF/Tuition
WARE IMMIGRATION/FILLING FEE -DELVALLE D <i>Comp. Rate: 826 per service</i>		2,370	2,370	2,370	GF/Tuition
WARE IMMIGRATION/LEGAL FEES/ANAND HIROJI <i>Comp. Rate: 826 per service</i>		29	29	29	GF/Tuition
WARE IMMIGRATION/LEGAL FEES/DANIELA DEL VALLE <i>Comp. Rate: 826 per service</i>		66	66	66	GF/Tuition
WARE IMMIGRATION/LEGAL FEES/DANIELA DEL VALLE <i>Comp. Rate: 826 per service</i>		1,500	1,500	1,500	GF/Tuition

FEES, PROFESSIONAL AND OTHER SERVICES

University of Southern Mississippi (268-00)

Name of Agency

TYPE OF FEE AND NAME OF VENDOR	Retired w/ PERS	(1) Actual Expenses FY Ending June 30, 2020	(2) Estimated Expenses FY Ending June 30, 2021	(3) Requested Expenses FY Ending June 30, 2022	Fund Source
WARE IMMIGRATION/LEGAL SERV/BANU BAS <i>Comp. Rate: 826 per service</i>		3,027	3,027	3,027	GF/Tuition
WARE IMMIGRATION/LEGAL SERV/BAS BANU <i>Comp. Rate: 826 per service</i>		8	8	8	GF/Tuition
WARE IMMIGRATION/LEGAL SERV/DOGRU ALI <i>Comp. Rate: 826 per service</i>		551	551	551	GF/Tuition
WARE IMMIGRATION/LEGAL SERV/DOGRU ALI <i>Comp. Rate: 826 per service</i>		2,500	2,500	2,500	GF/Tuition
WARE IMMIGRATION/LEGAL SERV/DUAN XIAOJIE <i>Comp. Rate: 826 per service</i>		43	43	43	GF/Tuition
WARE IMMIGRATION/LEGAL SERV/ELMADAG AYSE <i>Comp. Rate: 826 per service</i>		24	24	24	GF/Tuition
WARE IMMIGRATION/LEGAL SERV/ELMADAG BAS AYSE <i>Comp. Rate: 826 per service</i>		761	761	761	GF/Tuition
WARE IMMIGRATION/LEGAL SERV/HIROJI ANAND <i>Comp. Rate: 826 per service</i>		23	23	23	GF/Tuition
WARE IMMIGRATION/LEGAL SERV/HIROJI ANAND <i>Comp. Rate: 826 per service</i>		29	29	29	GF/Tuition
WARE IMMIGRATION/LEGAL SERV/HIROJI ANAND <i>Comp. Rate: 826 per service</i>		65	65	65	GF/Tuition
WARE IMMIGRATION/LEGAL SERV/HIROJI ANAND <i>Comp. Rate: 826 per service</i>		2,500	2,500	2,500	GF/Tuition
WARE IMMIGRATION/LEGAL SERV/LI BO <i>Comp. Rate: 826 per service</i>		1,000	1,000	1,000	GF/Tuition
WARE IMMIGRATION/LEGAL SERV/LI BO <i>Comp. Rate: 826 per service</i>		42	42	42	GF/Tuition
WARE IMMIGRATION/LEGAL SERV/MENG CHAO <i>Comp. Rate: 826 per service</i>		87	87	87	GF/Tuition
WARE IMMIGRATION/LEGAL SERV/MENG CHAO <i>Comp. Rate: 826 per service</i>		1,587	1,587	1,587	GF/Tuition
WARE IMMIGRATION/LEGAL SERV/SENGUPTA P <i>Comp. Rate: 826 per service</i>		545	545	545	GF/Tuition
WARE IMMIGRATION/LEGAL SERV/TSENG WEN PO <i>Comp. Rate: 826 per service</i>		254	254	254	GF/Tuition
WARE IMMIGRATION/LEGAL SERV/TSENG WEN-PO <i>Comp. Rate: 826 per service</i>		10	10	10	GF/Tuition
WARE IMMIGRATION/LEGAL SERV/ZHANG FAN <i>Comp. Rate: 826 per service</i>		446	446	446	GF/Tuition
WARE IMMIGRATION/LEGAL SERV/ZHOU ZIKAI <i>Comp. Rate: 826 per service</i>		960	960	960	GF/Tuition
WARE IMMIGRATION/LEGAL SERVICE <i>Comp. Rate: 826 per service</i>		36	36	36	GF/Tuition
WARE IMMIGRATION/LEGAL SERVICE/DOGRU ALI <i>Comp. Rate: 826 per service</i>		949	949	949	GF/Tuition
WARE IMMIGRATION/LEGAL SERVICE/HIROJI ANAND <i>Comp. Rate: 826 per service</i>		1,900	1,900	1,900	GF/Tuition

FEES, PROFESSIONAL AND OTHER SERVICES

University of Southern Mississippi (268-00)

Name of Agency

TYPE OF FEE AND NAME OF VENDOR	Retired w/ PERS	(1) Actual Expenses FY Ending June 30, 2020	(2) Estimated Expenses FY Ending June 30, 2021	(3) Requested Expenses FY Ending June 30, 2022	Fund Source
WARE IMMIGRATION/LEGAL SERVICE/TSENG WEN-PO <i>Comp. Rate: 826 per service</i>		42	42	42	GF/Tuition
WARE IMMIGRATION/LEGAL SERVICE/ZHANG FAN <i>Comp. Rate: 826 per service</i>		66	66	66	GF/Tuition
WARE IMMIGRATION/LEGAL SERVICE/ZHOU ZIKAI <i>Comp. Rate: 826 per service</i>		1,500	1,500	1,500	GF/Tuition
WARE IMMIGRATION/LEGAL SERV-MENG CHAO <i>Comp. Rate: 826 per service</i>		3,055	3,055	3,055	GF/Tuition
WISE CARTER CHILD & CARAWAY/LEGAL SERV- <i>Comp. Rate: 3901 per year</i>		2,028	2,028	2,028	GF/Tuition
WISE CARTER CHILD & CARAWAY/LEGAL SERVICE <i>Comp. Rate: 3901 per year</i>		527	527	527	GF/Tuition
WISE CARTER CHILD & CARAWAY/LEGAL SERVICE <i>Comp. Rate: 3901 per year</i>		819	819	819	GF/Tuition
WISE CARTER CHILD & CARAWAY/LEGAL SERVICES <i>Comp. Rate: 3901 per year</i>		527	527	527	GF/Tuition
Total 605760 Legal Fees		194,714	194,714	194,714	
605770 Laboratory & Testing Fees					
DEPARTMENT OF ENVIRONMENTAL <i>Comp. Rate: 250 per fee</i>		250	250	250	GF/Tuition
MS STATE DEPARTMENT OF HEALTH/ANNUAL FEE <i>Comp. Rate: 1890 per year</i>		1,890	1,890	1,890	GF/Tuition
REGIONS BANK/189636 - MIRION TECHNOLOGIES <i>Comp. Rate: 667 per test</i>		667	667	667	GF/Tuition
REGIONS BANK/305737 - HBC BUSINESS OFFICE M <i>Comp. Rate: 98 per year</i>		98	98	98	GF/Tuition
REGIONS BANK/502375 - PAYPAL <i>Comp. Rate: 25 per test</i>		25	25	25	GF/Tuition
REGIONS BANK/536754 - MS.GOV MSDH <i>Comp. Rate: 120 per year</i>		120	120	120	GF/Tuition
REGIONS BANK/883351 - ETS*MAJOR FIELD TESTS <i>Comp. Rate: 1375 per test</i>		1,375	1,375	1,375	GF/Tuition
Total 605770 Laboratory & Testing Fees		4,425	4,425	4,425	
605780 Consultant Expense Reimbursement					
AMERICAN PROGRAM BUREAU INC/University Forum <i>Comp. Rate: 336 per session</i>		336	336	336	GF/Tuition
BEAM AARON/SPEAKER <i>Comp. Rate: 1131 per speech</i>		1,131	1,131	1,131	GF/Tuition
BOYETTE ADAM/MILEAGE REIMB <i>Comp. Rate: 76 per trip</i>		76	76	76	GF/Tuition
BROOME JOHNATHAN HUGH/REIMBURSEMENT <i>Comp. Rate: 25 per reimbursement</i>		25	25	25	GF/Tuition
BROOME JOHNATHAN HUGH/REIMBURSEMENT <i>Comp. Rate: 52 per reimbursement</i>		52	52	52	GF/Tuition

FEES, PROFESSIONAL AND OTHER SERVICES

University of Southern Mississippi (268-00)

Name of Agency

TYPE OF FEE AND NAME OF VENDOR	Retired w/ PERS	(1) Actual Expenses FY Ending June 30, 2020	(2) Estimated Expenses FY Ending June 30, 2021	(3) Requested Expenses FY Ending June 30, 2022	Fund Source
BROWN JUDITH K/EXPENSE REIMB <i>Comp. Rate: 867 per consultation</i>		867	867	867	GF/Tuition
CHAKRABORTY SAUMEN/EXPENSE REIMB <i>Comp. Rate: 10 per trip</i>		10	10	10	GF/Tuition
CHAMBERLAIN GWENDOLYN E/EXPENSE REIMB <i>Comp. Rate: 395 per consultation</i>		395	395	395	GF/Tuition
COMFORT SUITES/Hotel room for member of the L <i>Comp. Rate: 151 per night</i>		178	178	178	GF/Tuition
COURTYARD BY MARRIOTT HATTIESBURG/CourtyYard by <i>Comp. Rate: 151 per night</i>		101	101	101	GF/Tuition
COURTYARD BY MARRIOTT HATTIESBURG/Hotel <i>Comp. Rate: 151 per night</i>		220	220	220	GF/Tuition
COURTYARD BY MARRIOTT HATTIESBURG/Hotel <i>Comp. Rate: 151 per night</i>		99	99	99	GF/Tuition
COURTYARD BY MARRIOTT <i>Comp. Rate: 151 per night</i>		202	202	202	GF/Tuition
COURTYARD BY MARRIOTT <i>Comp. Rate: 151 per night</i>		101	101	101	GF/Tuition
COURTYARD BY MARRIOTT <i>Comp. Rate: 151 per night</i>		101	101	101	GF/Tuition
COURTYARD BY MARRIOTT <i>Comp. Rate: 151 per night</i>		202	202	202	GF/Tuition
COURTYARD BY MARRIOTT HATTIESBURG/Reservation for <i>Comp. Rate: 151 per night</i>		101	101	101	GF/Tuition
COURTYARD BY MARRIOTT HATTIESBURG/Reservation for <i>Comp. Rate: 151 per night</i>		202	202	202	GF/Tuition
COURTYARD BY MARRIOTT HATTIESBURG/Reservation for <i>Comp. Rate: 151 per night</i>		101	101	101	GF/Tuition
COURTYARD BY MARRIOTT HATTIESBURG/Reservation for <i>Comp. Rate: 151 per night</i>		202	202	202	GF/Tuition
COURTYARD BY MARRIOTT HATTIESBURG/Reservation for <i>Comp. Rate: 151 per night</i>		202	202	202	GF/Tuition
COURTYARD BY MARRIOTT <i>Comp. Rate: 151 per night</i>		101	101	101	GF/Tuition
DAI QILIN/EXPENSE REIMB <i>Comp. Rate: 104 per reimbursement</i>		104	104	104	GF/Tuition
DONAHUE MATTHEW/REIMBURSEMENT <i>Comp. Rate: 117 per reimbursement</i>		117	117	117	GF/Tuition
DONAHUE MATTHEW/REIMBURSEMENT <i>Comp. Rate: 92 per reimbursement</i>		92	92	92	GF/Tuition
DONAHUE MATTHEW/REIMBURSEMENT <i>Comp. Rate: 142 per reimbursement</i>		142	142	142	GF/Tuition
EX LIBRIS (USA) INC/Ex Libris consultant expense r <i>Comp. Rate: 901 per consultation</i>		901	901	901	GF/Tuition
FIGUEROA MARIO E/ARTIST SERVICES <i>Comp. Rate: 500 per artist services</i>		500	500	500	GF/Tuition

FEES, PROFESSIONAL AND OTHER SERVICES

University of Southern Mississippi (268-00)

Name of Agency

TYPE OF FEE AND NAME OF VENDOR	Retired w/ PERS	(1) Actual Expenses FY Ending June 30, 2020	(2) Estimated Expenses FY Ending June 30, 2021	(3) Requested Expenses FY Ending June 30, 2022	Fund Source
GANTA ROMAN REDDY/EXPENSE REIMB <i>Comp. Rate: 589 per consultation</i>		589	589	589	GF/Tuition
GRAHAM ANDREA L/EXPENSE REIMB <i>Comp. Rate: 459 per consultation</i>		459	459	459	GF/Tuition
GUO SONG/REIMBURSEMENT <i>Comp. Rate: 96 per reimbursement</i>		96	96	96	GF/Tuition
GUO SONG/REIMBURSEMENT <i>Comp. Rate: 59 per reimbursement</i>		59	59	59	GF/Tuition
HAIR JR JOSEPH F./EXPENSE REIMB <i>Comp. Rate: 105 per reimbursement</i>		105	105	105	GF/Tuition
HOLIDAY INN/Reservation for Dr. Bjorn Luss <i>Comp. Rate: 96 per night</i>		96	96	96	GF/Tuition
HOLIDAY INN/Reservation for Dr. Kimberly P <i>Comp. Rate: 96 per night</i>		94	94	94	GF/Tuition
HOLIDAY INN/Reservation for Dr. Sheryl Wis <i>Comp. Rate: 96 per night</i>		96	96	96	GF/Tuition
HOLIDAY INN/Reservation for Dr. Sheryl Wis <i>Comp. Rate: 96 per night</i>		104	104	104	GF/Tuition
HOTEL INDIGO HATTIESBURG/Folio 25726 Invoice 2964 - Lo <i>Comp. Rate: 248 per night</i>		268	268	268	GF/Tuition
HOTEL INDIGO HATTIESBURG/Folio 25754 Invoice 2967 - Lo <i>Comp. Rate: 248 per night</i>		268	268	268	GF/Tuition
HOTEL INDIGO HATTIESBURG/Hotel Lodging for Samantha <i>Comp. Rate: 248 per night</i>		387	387	387	GF/Tuition
HOTEL INDIGO HATTIESBURG/Hotel Reservation for School o <i>Comp. Rate: 248 per night</i>		268	268	268	GF/Tuition
HOTEL INDIGO HATTIESBURG/Hotel reservation for seminar <i>Comp. Rate: 248 per night</i>		268	268	268	GF/Tuition
HOTEL INDIGO HATTIESBURG/Hotel Reservation for Seminar <i>Comp. Rate: 248 per night</i>		134	134	134	GF/Tuition
HOTEL INDIGO HATTIESBURG/Hotel Reservation for seminar <i>Comp. Rate: 248 per night</i>		134	134	134	GF/Tuition
HOTEL INDIGO HATTIESBURG/Hotel stay for guest speaker <i>Comp. Rate: 248 per night</i>		268	268	268	GF/Tuition
HOTEL INDIGO HATTIESBURG/Lodging expense for Mr. Jack <i>Comp. Rate: 248 per night</i>		268	268	268	GF/Tuition
HOTEL INDIGO HATTIESBURG/Lodging for University Forum s <i>Comp. Rate: 248 per night</i>		238	238	238	GF/Tuition
HOTEL INDIGO HATTIESBURG/LODGING/GANTA ROMAN <i>Comp. Rate: 248 per night</i>		134	134	134	GF/Tuition
HOTEL INDIGO HATTIESBURG/One (1) King Hearing Accessibl <i>Comp. Rate: 248 per night</i>		402	402	402	GF/Tuition
HOTEL INDIGO HATTIESBURG/Reservation for Dr. Michelle W <i>Comp. Rate: 248 per night</i>		268	268	268	GF/Tuition
HOTEL INDIGO HATTIESBURG/Room for William Sturkey <i>Comp. Rate: 248 per night</i>		268	268	268	GF/Tuition

FEES, PROFESSIONAL AND OTHER SERVICES

University of Southern Mississippi (268-00)

Name of Agency					
TYPE OF FEE AND NAME OF VENDOR	Retired w/ PERS	(1) Actual Expenses FY Ending June 30, 2020	(2) Estimated Expenses FY Ending June 30, 2021	(3) Requested Expenses FY Ending June 30, 2022	Fund Source
HOTEL INDIGO HATTIESBURG/Univ Forum Speaker Deke <i>Comp. Rate: 248 per night</i>		268	268	268	GF/Tuition
HOTEL INDIGO HATTIESBURG/Univ Forum Speaker Tena <i>Comp. Rate: 248 per night</i>		134	134	134	GF/Tuition
Internal Billing/REIMBURSEMENT <i>Comp. Rate: -321 per reimbursement</i>		(321)	(321)	(321)	GF/Tuition
ISLAM MUHAMMAD SAIFUL/EXPENSE REIMB <i>Comp. Rate: 105 per reimbursement</i>		105	105	105	GF/Tuition
KNAPP PAUL A/EXPENSE REIMB <i>Comp. Rate: 404 per reimbursement</i>		404	404	404	GF/Tuition
KURODA DANIEL G/EXPENSE REIMB <i>Comp. Rate: 196 per reimbursement</i>		196	196	196	GF/Tuition
LI SHIKANG/EXPENSE REIMB <i>Comp. Rate: 146 per reimbursement</i>		146	146	146	GF/Tuition
LIEBERTZ SCOTT SINCLAIR/EXPENSE REIMB <i>Comp. Rate: 103 per reimbursement</i>		103	103	103	GF/Tuition
LINDEN PAUL/REIMBURSEMENT <i>Comp. Rate: 128 per reimbursement</i>		128	128	128	GF/Tuition
LUSSEM BJORN/EXPENSE REIMB <i>Comp. Rate: 536 per reimbursement</i>		536	536	536	GF/Tuition
MAGERS DAVID/EXPENSE REIMB <i>Comp. Rate: 114 per reimbursement</i>		114	114	114	GF/Tuition
MIAO WUJIAN/REIMBURSEMENT <i>Comp. Rate: 36 per reimbursement</i>		36	36	36	GF/Tuition
MIAO WUJIAN/REIMBURSEMENT <i>Comp. Rate: 72 per reimbursement</i>		72	72	72	GF/Tuition
MOLOTSI HUGH/EXPENSE REIMB <i>Comp. Rate: 432 per reimbursement</i>		432	432	432	GF/Tuition
MURPHY KRISTEN/EXPENSE REIMB <i>Comp. Rate: 463 per reimbursement</i>		463	463	463	GF/Tuition
PARSONS PAUL F/CONSULTANT <i>Comp. Rate: 1566 per reimbursement</i>		1,566	1,566	1,566	GF/Tuition
PETERSEN KIM/EXPENSE REIMB <i>Comp. Rate: 370 per reimbursement</i>		370	370	370	GF/Tuition
PIGZA JULIE/REIMBURSEMENT <i>Comp. Rate: 71 per reimbursement</i>		71	71	71	GF/Tuition
RAKER JEFFREY ROBERT/EXPENSE REIMB <i>Comp. Rate: 328 per reimbursement</i>		328	328	328	GF/Tuition
RANGACHARI VIJAY/REIMBURSEMENT <i>Comp. Rate: 18 per reimbursement</i>		18	18	18	GF/Tuition
RANGACHARI VIJAY/REIMBURSEMENT <i>Comp. Rate: 75 per reimbursement</i>		75	75	75	GF/Tuition
RANGACHARI VIJAY/REIMBURSEMENT <i>Comp. Rate: 13 per reimbursement</i>		13	13	13	GF/Tuition
RUSTIN GAVIN/EXPENSE REIMB <i>Comp. Rate: 75 per reimbursement</i>		75	75	75	GF/Tuition

FEES, PROFESSIONAL AND OTHER SERVICES

University of Southern Mississippi (268-00)

Name of Agency

TYPE OF FEE AND NAME OF VENDOR	Retired w/ PERS	(1) Actual Expenses FY Ending June 30, 2020	(2) Estimated Expenses FY Ending June 30, 2021	(3) Requested Expenses FY Ending June 30, 2022	Fund Source
SHEFFER MARY LOU/REIMBURSEMENT <i>Comp. Rate: 51 per reimbursement</i>		51	51	51	GF/Tuition
WHYTE JR EDWARD G/EXPENSE REIMB <i>Comp. Rate: 489 per reimbursement</i>		489	489	489	GF/Tuition
WIDMER LAURA B/EXPENSE REIMB <i>Comp. Rate: 645 per reimbursement</i>		645	645	645	GF/Tuition
WISKUR SHERYL LYNN/EXPENSE REIMB <i>Comp. Rate: 428 per reimbursement</i>		428	428	428	GF/Tuition
ZHU HUIQING/REIMBURSEMENT <i>Comp. Rate: 84 per reimbursement</i>		84	84	84	GF/Tuition
Total 605780 Consultant Expense Reimbursement		19,161	19,161	19,161	
605791 Security Athletic Events					
Athletics Security/Internal Billing Athletics Security <i>Comp. Rate: -31597</i>		(31,597)	(31,597)	(31,597)	GF/Tuition
Total 605791 Security Athletic Events		(31,597)	(31,597)	(31,597)	
605792 Event Staff Athletic Events					
Event Staff Athletics/Internal Billing Event Staff <i>Comp. Rate: Internal Billing per year</i>		(10,131)	(10,131)	(10,131)	GF/Tuition
Total 605792 Event Staff Athletic Events		(10,131)	(10,131)	(10,131)	
605793 Technology Professional Fees & Services					
ACADEMIC TECHNOLOGIES INC/Installation and Programming <i>Comp. Rate: 298 per installation</i>		298	298	298	GF/Tuition
ACADEMIC TECHNOLOGIES INC/Installation and Programming <i>Comp. Rate: 10435 per installation</i>		10,435	10,435	10,435	GF/Tuition
BLACKBAUD INC/7/1/20-6/30/22 SERVICE <i>Comp. Rate: 1000 per year</i>		2,000	2,000	2,000	GF/Tuition
BUSINESS COMMUNICATIONS INC/Professional Services - <i>Comp. Rate: 9767 per services</i>		9,767	9,767	9,767	GF/Tuition
BUSINESS COMMUNICATIONS INC/Professional Services - <i>Comp. Rate: 9767 per services</i>		9,767	9,767	9,767	GF/Tuition
BUSINESS COMMUNICATIONS INC/Professional Services - <i>Comp. Rate: 9767 per services</i>		9,767	9,767	9,767	GF/Tuition
CAMPUS MANAGEMENT CORP/Consulting Hours (HE <i>Comp. Rate: 5667 per year</i>		2,000	2,000	2,000	GF/Tuition
CAMPUS MANAGEMENT CORP/Data Integration Services (HE <i>Comp. Rate: 5667 per year</i>		2,000	2,000	2,000	GF/Tuition
CAMPUS MANAGEMENT CORP/Radius Chat Start Date: 12/1/2 <i>Comp. Rate: 5667 per year</i>		1,667	1,667	1,667	GF/Tuition
EAB GLOBAL INC/GradesFirst Annual Renewal 202 <i>Comp. Rate: 6500 per year</i>		6,500	6,500	6,500	GF/Tuition
HELIOCAMPUS INC/Student Financials Implementat <i>Comp. Rate: 50000 per implementation</i>		50,000	50,000	50,000	GF/Tuition
INSTRUCTURE INC/Canvas - 24x7 Support (Premium					

FEES, PROFESSIONAL AND OTHER SERVICES

University of Southern Mississippi (268-00)

Name of Agency					
TYPE OF FEE AND NAME OF VENDOR	Retired w/ PERS	(1) Actual Expenses FY Ending June 30, 2020	(2) Estimated Expenses FY Ending June 30, 2021	(3) Requested Expenses FY Ending June 30, 2022	Fund Source
<i>Comp. Rate: 41523 per premium support</i> INSTRUCTURE INC/Canvas - Tier 1 Support		41,523	41,523	41,523	GF/Tuition
<i>Comp. Rate: 46491 per tech support per year</i> Internal Billing/50% costs of IVN		46,491	46,491	46,491	GF/Tuition
<i>Comp. Rate: Internal Billing various</i> Internal Billing/Annual Arms 20% inv 8652		438	438	438	GF/Tuition
<i>Comp. Rate: Internal Billing various</i> Internal Billing/Annual Arms invoice 10%		(1,730)	(1,730)	(1,730)	GF/Tuition
<i>Comp. Rate: Internal Billing various</i> Internal Billing/Departmental Deposit		(866)	(866)	(866)	GF/Tuition
<i>Comp. Rate: Internal Billing various</i> Internal Billing/Departmental Deposit		(3)	(3)	(3)	GF/Tuition
<i>Comp. Rate: Internal Billing various</i> Internal Billing/Departmental Deposit		(6)	(6)	(6)	GF/Tuition
<i>Comp. Rate: Internal Billing various</i> Internal Billing/Departmental Deposit		(3)	(3)	(3)	GF/Tuition
<i>Comp. Rate: Internal Billing various</i> Internal Billing/Internal Billing 605793		1,997	1,997	1,997	GF/Tuition
<i>Comp. Rate: Internal Billing various</i> Internal Billing/move to FY21 BLACKBAUD,INC		(2,000)	(2,000)	(2,000)	GF/Tuition
<i>Comp. Rate: Internal Billing various</i> Internal Billing/Technology Prof Fees & Svcs		100	100	100	GF/Tuition
<i>Comp. Rate: Internal Billing various</i> Internal Billing/Zoom fee		50	50	50	GF/Tuition
<i>Comp. Rate: Internal Billing various</i> Internal Billing/Zoom fee		1,500	1,500	1,500	GF/Tuition
<i>Comp. Rate: 2072 per security</i> NEXT STEP INNOVATION/IA-AD-Man Security RFP: 3735 A		920	920	920	GF/Tuition
<i>Comp. Rate: 2072 per security</i> NEXT STEP INNOVATION/IA-Core-Auto Security RFP: 373		800	800	800	GF/Tuition
<i>Comp. Rate: 2072 per security</i> NEXT STEP INNOVATION/IA-DB-Auto Security RFP: 3735		4,800	4,800	4,800	GF/Tuition
<i>Comp. Rate: 2072 per security</i> NEXT STEP INNOVATION/IA-Edge-Auto Security RFP: 373		1,000	1,000	1,000	GF/Tuition
<i>Comp. Rate: 2072 per security</i> NEXT STEP INNOVATION/IA-EScan Security RFP: 3735 Ex		315	315	315	GF/Tuition
<i>Comp. Rate: 2072 per security</i> NEXT STEP INNOVATION/IA-FW-Auto Security RFP: 3735		1,500	1,500	1,500	GF/Tuition
<i>Comp. Rate: 2072 per security</i> NEXT STEP INNOVATION/IA-IScan-NC - Internal Vulnera		1,660	1,660	1,660	GF/Tuition
<i>Comp. Rate: 2072 per security</i> NEXT STEP INNOVATION/IA-ISScan-C Security RFP: 3735		3,650	3,650	3,650	GF/Tuition
<i>Comp. Rate: 2072 per security</i> NEXT STEP INNOVATION/IA-IWScan-C - Internal Worksta		8,750	8,750	8,750	GF/Tuition
<i>Comp. Rate: 2072 per security</i> NEXT STEP INNOVATION/IA-License-Fee Security RFP: 3					GF/Tuition
<i>Comp. Rate: 2072 per security</i> NEXT STEP INNOVATION/IA-Pen-Man Security RFP: 3735					GF/Tuition

FEES, PROFESSIONAL AND OTHER SERVICES

University of Southern Mississippi (268-00)

Name of Agency					
TYPE OF FEE AND NAME OF VENDOR	Retired w/ PERS	(1) Actual Expenses FY Ending June 30, 2020	(2) Estimated Expenses FY Ending June 30, 2021	(3) Requested Expenses FY Ending June 30, 2022	Fund Source
<i>Comp. Rate: 2072 per security</i> NEXT STEP INNOVATION/IA-Phys-Man Security RFP: 3735		6,325	6,325	6,325	GF/Tuition
<i>Comp. Rate: 2072 per security</i> NEXT STEP INNOVATION/IA-Policy-Man Security RFP: 37		230	230	230	GF/Tuition
<i>Comp. Rate: 2072 per security</i> NEXT STEP INNOVATION/IA-Report-Full Security RFP: 3		2,200	2,200	2,200	GF/Tuition
<i>Comp. Rate: 2072 per security</i> NEXT STEP INNOVATION/IA-VM-Man Security RFP: 3735 V		500	500	500	GF/Tuition
<i>Comp. Rate: 2072 per security</i> NEXT STEP INNOVATION/IA-Wireless Security RFP: 3735		200	200	200	GF/Tuition
<i>Comp. Rate: 2072 per security</i> OMNIUPDATE/Milestone 5 Completion of Buil		300	300	300	GF/Tuition
<i>Comp. Rate: 36125 per phase completion</i> OMNIUPDATE/Milestone 6 Completion of UAT		36,125	36,125	36,125	GF/Tuition
<i>Comp. Rate: 14450 per phase completion</i> OMNIUPDATE/Phase 7 completion ODSG102		14,450	14,450	14,450	GF/Tuition
<i>Comp. Rate: 21675 per phase completion</i> OMNIUPDATE/Third-Party - Formstack import		21,675	21,675	21,675	GF/Tuition
<i>Comp. Rate: 4500 per import</i> REGIONS BANK/155827 - C SPIRE INTERNET PYMT		4,500	4,500	4,500	GF/Tuition
<i>Comp. Rate: 100 per month</i> REGIONS BANK/165320 - IN *SUNRISE SYSTEMS I		100	100	100	GF/Tuition
<i>Comp. Rate: 2971 per subscription fee</i> REGIONS BANK/186096 - JSI COMMUNICATIONS		2,971	2,971	2,971	GF/Tuition
<i>Comp. Rate: 587 per year</i> REGIONS BANK/305538 - ADOBE *800-833-6687		587	587	587	GF/Tuition
<i>Comp. Rate: 16 per subscription fee</i> REGIONS BANK/305538 - ADOBE *ACROPRO SUBS		16	16	16	GF/Tuition
<i>Comp. Rate: 16 per subscription fee</i> REGIONS BANK/305538 - ADOBE *ACROPRO SUBS		16	16	16	GF/Tuition
<i>Comp. Rate: 16 per subscription fee</i> REGIONS BANK/305538 - ADOBE ACROPRO SUBS		16	16	16	GF/Tuition
<i>Comp. Rate: 16 per subscription fee</i> REGIONS BANK/305538 - ADOBE ACROPRO SUBS		16	16	16	GF/Tuition
<i>Comp. Rate: 16 per subscription fee</i> REGIONS BANK/305538 - ADOBE ACROPRO SUBS		16	16	16	GF/Tuition
<i>Comp. Rate: 16 per subscription fee</i> REGIONS BANK/305538 - ADOBE ACROPRO SUBS		16	16	16	GF/Tuition
<i>Comp. Rate: 16 per subscription fee</i> REGIONS BANK/305538 - ADOBE ACROPRO SUBS		16	16	16	GF/Tuition
<i>Comp. Rate: 16 per subscription fee</i> REGIONS BANK/305538 - ADOBE ACROPRO SUBS		16	16	16	GF/Tuition
<i>Comp. Rate: 16 per subscription fee</i> REGIONS BANK/305538 - ADOBE ACROPRO SUBS		16	16	16	GF/Tuition
<i>Comp. Rate: 16 per subscription fee</i> REGIONS BANK/305538 - ADOBE ACROPRO SUBS		16	16	16	GF/Tuition
<i>Comp. Rate: 16 per subscription fee</i> REGIONS BANK/305538 - ADOBE ACROPRO SUBS		16	16	16	GF/Tuition
<i>Comp. Rate: 16 per subscription fee</i> REGIONS BANK/305538 - ADOBE ACROPRO SUBS		16	16	16	GF/Tuition
<i>Comp. Rate: 16 per subscription fee</i> REGIONS BANK/305538 - ADOBE ACROPRO SUBS		16	16	16	GF/Tuition
<i>Comp. Rate: 16 per subscription fee</i> REGIONS BANK/305538 - ADOBE ACROPRO SUBS		16	16	16	GF/Tuition
<i>Comp. Rate: 16 per subscription fee</i> REGIONS BANK/305538 - ADOBE ACROPRO SUBS		16	16	16	GF/Tuition

FEES, PROFESSIONAL AND OTHER SERVICES

University of Southern Mississippi (268-00)

Name of Agency

TYPE OF FEE AND NAME OF VENDOR	Retired w/ PERS	(1) Actual Expenses FY Ending June 30, 2020	(2) Estimated Expenses FY Ending June 30, 2021	(3) Requested Expenses FY Ending June 30, 2022	Fund Source
<i>Comp. Rate: 16 per subscription fee</i> REGIONS BANK/305538 - ADOBE ACROPRO SUBS		16	16	16	GF/Tuition
<i>Comp. Rate: 16 per subscription fee</i> REGIONS BANK/305538 - CANVA* 02640-10420378		16	16	16	GF/Tuition
<i>Comp. Rate: 1 per subscription fee</i> REGIONS BANK/305538 - CBI*ENDNOTE		1	1	1	GF/Tuition
<i>Comp. Rate: 250 per year</i> REGIONS BANK/305538 - OFFICE DEPOT #324		250	250	250	GF/Tuition
<i>Comp. Rate: 200 per tech order</i> REGIONS BANK/305538 - ZOOM.US		200	200	200	GF/Tuition
<i>Comp. Rate: 48 per fee</i> REGIONS BANK/305538 - ZOOM.US		48	48	48	GF/Tuition
<i>Comp. Rate: 48 per fee</i> REGIONS BANK/305538 - ZOOM.US		48	48	48	GF/Tuition
<i>Comp. Rate: 48 per fee</i> REGIONS BANK/305538 - ZOOM.US		48	48	48	GF/Tuition
<i>Comp. Rate: 48 per fee</i> REGIONS BANK/305538 - ZOOM.US		48	48	48	GF/Tuition
<i>Comp. Rate: 48 per fee</i> REGIONS BANK/549615 - ACUITYSCHEDULING.COM		50	50	50	GF/Tuition
<i>Comp. Rate: 50 per fee</i> REGIONS BANK/549615 - ACUITYSCHEDULING.COM		50	50	50	GF/Tuition
<i>Comp. Rate: 500 per subscription fee</i> REGIONS BANK/990660 - Environmental Data Sp		500	500	500	GF/Tuition
<i>Comp. Rate: 34404 per year</i> US CLOUD LC/Premier Support Advanced		34,404	34,404	34,404	GF/Tuition
Total 605793 Technology Professional Fees & Services		341,089	341,089	341,089	

605795 Police Department Special Duty

CITY OF LAUREL/Standing order for the period <i>Comp. Rate: 1400 per event</i>		1,536	1,536	1,536	GF/Tuition
CITY OF LAUREL/Standing order for the period <i>Comp. Rate: 1400 per event</i>		1,680	1,680	1,680	GF/Tuition
CITY OF LAUREL/Standing order for the period <i>Comp. Rate: 1400 per event</i>		800	800	800	GF/Tuition
CITY OF LAUREL/USM VS ALCORN <i>Comp. Rate: 1400 per event</i>		1,584	1,584	1,584	GF/Tuition
FORREST COUNTY GENERAL HOSPITAL/Standing order for <i>Comp. Rate: 5664 per year</i>		672	672	672	GF/Tuition
FORREST COUNTY GENERAL HOSPITAL/Standing order for <i>Comp. Rate: 5664 per year</i>		4,992	4,992	4,992	GF/Tuition
HATTIESBURG POLICE DEPARTMENT/Standing order for the <i>Comp. Rate: 804 per event</i>		1,176	1,176	1,176	GF/Tuition
HATTIESBURG POLICE DEPARTMENT/Standing order for the <i>Comp. Rate: 804 per event</i>		1,072	1,072	1,072	GF/Tuition
HATTIESBURG POLICE DEPARTMENT/Standing order for the <i>Comp. Rate: 804 per event</i>		96	96	96	GF/Tuition

FEES, PROFESSIONAL AND OTHER SERVICES

University of Southern Mississippi (268-00)

Name of Agency

TYPE OF FEE AND NAME OF VENDOR	Retired w/ PERS	(1) Actual Expenses FY Ending June 30, 2020	(2) Estimated Expenses FY Ending June 30, 2021	(3) Requested Expenses FY Ending June 30, 2022	Fund Source
HATTIESBURG POLICE DEPARTMENT/Standing order for the <i>Comp. Rate: 804 per event</i>		558	558	558	GF/Tuition
HATTIESBURG POLICE DEPARTMENT/USM GAME 11/23 <i>Comp. Rate: 804 per event</i>		816	816	816	GF/Tuition
HATTIESBURG POLICE DEPARTMENT/USM VS ALCORN <i>Comp. Rate: 804 per event</i>		1,104	1,104	1,104	GF/Tuition
PETAL POLICE DEPARTMENT/Standing order for the period <i>Comp. Rate: 246 per event</i>		224	224	224	GF/Tuition
PETAL POLICE DEPARTMENT/Standing order for the period <i>Comp. Rate: 246 per event</i>		256	256	256	GF/Tuition
PETAL POLICE DEPARTMENT/Standing order for the period <i>Comp. Rate: 246 per event</i>		240	240	240	GF/Tuition
PETAL POLICE DEPARTMENT/Standing order for the period <i>Comp. Rate: 246 per event</i>		256	256	256	GF/Tuition
PETAL POLICE DEPARTMENT/USM vs UTEP - police services <i>Comp. Rate: 246 per event</i>		256	256	256	GF/Tuition
Police Department Special Duty/Internal Billiing <i>Comp. Rate: -42686 per year</i>		(42,686)	(42,686)	(42,686)	GF/Tuition
Total 605795 Police Department Special Duty		(25,368)	(25,368)	(25,368)	
605790 Other Professional Fees & Services					
4 IMPRINT INC/Set-Up Charge - Padfolio <i>Comp. Rate: 50 per order</i>		50	50	50	GF/Tuition
AANA ASSOCIATION MANAGEMENT SERVICES/MedPro <i>Comp. Rate: 1375 per month</i>		16,500	16,500	16,500	GF/Tuition
ADCOCK POOL SPA & BILLIARDS/PROVIDE WEEKLY <i>Comp. Rate: 172 per week</i>		8,921	8,921	8,921	GF/Tuition
ADKINS NELL/REIMBURSEMENT <i>Comp. Rate: 160 per reimbursement</i>		160	160	160	GF/Tuition
ALLEN ENGINEERING AND SCIENCE INC/Standing order for <i>Comp. Rate: 4662 per month</i>		55,944	55,944	55,944	GF/Tuition
ANDERSON RETAIL INC/Carpet Install <i>Comp. Rate: 34550 per job</i>		34,550	34,550	34,550	GF/Tuition
ASL MARKETING INC/Marketing <i>Comp. Rate: 3183 per marketing service</i>		3,183	3,183	3,183	GF/Tuition
ASSN TO ADVANCE COLL SCHOOLS OF <i>Comp. Rate: 12900 per year</i>		12,900	12,900	12,900	GF/Tuition
ASSOFLUTE ASSOCIAZIONE MUSICALE/Music <i>Comp. Rate: 2000 per service</i>		2,000	2,000	2,000	GF/Tuition
AUTO GLASS CITY GLASS/Auto Glass <i>Comp. Rate: 5750 per year</i>		5,750	5,750	5,750	GF/Tuition
BAY PEST CONTROL COMPANY INC/Pest Control <i>Comp. Rate: 487 per month</i>		5,849	5,849	5,849	GF/Tuition
BAY TOWN INN/Reservation for Seminar Speake <i>Comp. Rate: 96 per fee</i>		96	96	96	GF/Tuition
BIOIMAGE INC/WORKSHOP PRESENTATION					

FEES, PROFESSIONAL AND OTHER SERVICES

University of Southern Mississippi (268-00)

Name of Agency

TYPE OF FEE AND NAME OF VENDOR	Retired w/ PERS	(1) Actual Expenses FY Ending June 30, 2020	(2) Estimated Expenses FY Ending June 30, 2021	(3) Requested Expenses FY Ending June 30, 2022	Fund Source
<i>Comp. Rate: 200 per workshop</i> BROADCAST MUSIC INC/BMI ANNUAL LICENSE FEE		200	200	200	GF/Tuition
<i>Comp. Rate: 4807 per year</i> BROWN SABRINA/REIMBURSEMENT		4,807	4,807	4,807	GF/Tuition
<i>Comp. Rate: 609 per reimbursement</i> BUCKHAULTS ELECTRIC SERVICE/Electrical		609	609	609	GF/Tuition
<i>Comp. Rate: 15029 per month</i> BUSINESS COMMUNICATIONS INC/Cisco Prepaid Training		180,345	180,345	180,345	GF/Tuition
<i>Comp. Rate: 6370 per year</i> BW SULLIVAN BUILDING CONTRACTOR INC/Standing order		6,370	6,370	6,370	GF/Tuition
<i>Comp. Rate: 22400 per period</i> BY EXPERIENCE INC/SHOWING OF ALL MY SONS		22,400	22,400	22,400	GF/Tuition
<i>Comp. Rate: 562 per service</i> CALEA/Annual Continuation Fee		562	562	562	GF/Tuition
<i>Comp. Rate: 4670 per year</i> CAMERON RAMONA/UNIFORM ALTERATIONS		4,670	4,670	4,670	GF/Tuition
<i>Comp. Rate: 166 per service</i> CCS INDUSTRIAL SERVICES INC/FURNISH PARTS AND		166	166	166	GF/Tuition
<i>Comp. Rate: 6548 per order</i> CELTIC ENERGY INC/Energy Services		6,548	6,548	6,548	GF/Tuition
<i>Comp. Rate: 22700 per year</i> CHAMBLISS ACOUSTICS/Acoustics Services		22,700	22,700	22,700	GF/Tuition
<i>Comp. Rate: 1350 per year</i> CONANT ABBIE/Concert and lecture		1,350	1,350	1,350	GF/Tuition
<i>Comp. Rate: 750 per concert</i> CORROSION CONTROL RESOURCES/BIMONTHLY		750	750	750	GF/Tuition
<i>Comp. Rate: 1500 per job</i> COUNCIL FOR THE ACCREDITATION OF/CAEP Accreditation		1,500	1,500	1,500	GF/Tuition
<i>Comp. Rate: 7200 per year</i> COUNCIL ON ACCREDITATION OF/Annual accreditation fee--		7,200	7,200	7,200	GF/Tuition
<i>Comp. Rate: 10660 per year</i> DANYEW CREATIVE/Amazing Grace - commissioned a		10,660	10,660	10,660	GF/Tuition
<i>Comp. Rate: 4500 per job</i> DIVA RACE AND TIMING SERVICES/Timing Services for USM		4,500	4,500	4,500	GF/Tuition
<i>Comp. Rate: 50 per race</i> DIVERSIFIED ELEVATOR SERVICE AND/PROVIDE		50	50	50	GF/Tuition
<i>Comp. Rate: 8170 per year</i> DOLEAC ELECTRIC COMPANY INC/Electrical		8,170	8,170	8,170	GF/Tuition
<i>Comp. Rate: 300 per year</i> E DANIELS LLC/Standing order for the period		890	890	890	GF/Tuition
<i>Comp. Rate: 15957 per period</i> EDUCATIONDYNAMICS LLC/Conference Registration Fee fo		15,957	15,957	15,957	GF/Tuition
<i>Comp. Rate: 645 per registration</i> ENVIRONMENTAL PUMPING & DRAIN SERVICE/Pumping &		645	645	645	GF/Tuition
<i>Comp. Rate: 4050 per job</i> ENVIRONMENTAL SERVICES LLC (see #63322)/Environmental		4,050	4,050	4,050	GF/Tuition

FEES, PROFESSIONAL AND OTHER SERVICES

University of Southern Mississippi (268-00)

Name of Agency					
TYPE OF FEE AND NAME OF VENDOR	Retired w/ PERS	(1) Actual Expenses FY Ending June 30, 2020	(2) Estimated Expenses FY Ending June 30, 2021	(3) Requested Expenses FY Ending June 30, 2022	Fund Source
<i>Comp. Rate: 8400 per job</i> ENVIRONMENTAL SERVICES LLC/Environmental		8,400	8,400	8,400	GF/Tuition
<i>Comp. Rate: 5954 per job</i> ERNST HOUSTON S/REIMBURSEMENT		5,954	5,954	5,954	GF/Tuition
<i>Comp. Rate: 13 per reimbursement</i> EXTREME PRO WASH LLC/Standing order		13	13	13	GF/Tuition
<i>Comp. Rate: 2640 per year</i> FITCH RATINGS INC/6/1/19-5/31/21		2,640	2,640	2,640	GF/Tuition
<i>Comp. Rate: 2500 per year</i> FLOWERDARBY.COM/Speaker fee for facilitating a		5,000	5,000	5,000	GF/Tuition
<i>Comp. Rate: 3500 per speech</i> GABRIELE MORRA/EXPENSE REIMB		3,500	3,500	3,500	GF/Tuition
<i>Comp. Rate: 172 per reimbursement</i> GARNER ELECTRIC INC/Electrical		172	172	172	GF/Tuition
<i>Comp. Rate: 280 per service</i> GEDDIE TREE SERVICE LLC/Tree service		280	280	280	GF/Tuition
<i>Comp. Rate: 49400 per year</i> GREERS WATERPROOFING SERVICE LLC/Waterproofing		49,400	49,400	49,400	GF/Tuition
<i>Comp. Rate: 2900 per service</i> GROVERS PAINTING INC/Painting		2,900	2,900	2,900	GF/Tuition
<i>Comp. Rate: 45885 per year</i> GUDLA CHARAN/REIMBURSEMENT		45,885	45,885	45,885	GF/Tuition
<i>Comp. Rate: 414 per reimbursement</i> GULF SOUTH PRODUCTIONS/Professional services for soun		414	414	414	GF/Tuition
<i>Comp. Rate: 2150 for service</i> GUPTA NISHU/REIMBURSEMENT		2,150	2,150	2,150	GF/Tuition
<i>Comp. Rate: 95 per reimbursement</i> HARRISON KRISTINA/EXPENSE REIMB		95	95	95	GF/Tuition
<i>Comp. Rate: 737 per reimbursement</i> HIGHTOWER J TAYLOR/REIMBURSEMENT		737	737	737	GF/Tuition
<i>Comp. Rate: 130 per reimbursment</i> HOLIFIELD PEST MANAGEMENT LLC OF HBURG/Pest		130	130	130	GF/Tuition
<i>Comp. Rate: 1650 per year</i> HOTEL INDIGO HATTIESBURG/Lodging		1,650	1,650	1,650	GF/Tuition
<i>Comp. Rate: 250 per night</i> INDEPENDENT ELEVATOR INSPECTIONS LLC/Standing order		938	938	938	GF/Tuition
<i>Comp. Rate: 10545 per period</i> INSTITUTIONAL COMPLIANCE SOLUTIONS/Title IX		10,545	10,545	10,545	GF/Tuition
<i>Comp. Rate: 4000 per speaker</i> INTERNAL BILLING/Internal Billing		4,000	4,000	4,000	GF/Tuition
<i>Comp. Rate: 96267 various per year</i> IVERSON MARY ANN/REIMBURSEMENT		96,267	96,267	96,267	GF/Tuition
<i>Comp. Rate: 318 per reimbursement</i> JANI KING OF SOUTHEAST MISSISSIPPI/PROVIDED		318	318	318	GF/Tuition
<i>Comp. Rate: 3320 per service</i> JCK ELECTRICAL LLC/Standing order for the period		3,320	3,320	3,320	GF/Tuition

FEES, PROFESSIONAL AND OTHER SERVICES

University of Southern Mississippi (268-00)

Name of Agency					
TYPE OF FEE AND NAME OF VENDOR	Retired w/ PERS	(1) Actual Expenses FY Ending June 30, 2020	(2) Estimated Expenses FY Ending June 30, 2021	(3) Requested Expenses FY Ending June 30, 2022	Fund Source
<i>Comp. Rate: 5526 per period</i> KADKO DAVID/EXPENSE REIMB		5,526	5,526	5,526	GF/Tuition
<i>Comp. Rate: 1038 per reimbursement</i> KENNEDY TONISA/REIMBURSEMENT		1,038	1,038	1,038	GF/Tuition
<i>Comp. Rate: 125 per reimbursement</i> KONE INC/FURNISH AND INSTALL AN HYDRAUL		125	125	125	GF/Tuition
<i>Comp. Rate: 20217 per service</i> KYLE HAMLETT CONSTRUCTION LLC/Standing order for the		20,217	20,217	20,217	GF/Tuition
<i>Comp. Rate: 5650 per job</i> LADNER AMANDA JO/REIMBURSEMENT		5,650	5,650	5,650	GF/Tuition
<i>Comp. Rate: 262 per reimbursement</i> LAMBERS JAMES VINCENT/REIMBURSEMENT		262	262	262	GF/Tuition
<i>Comp. Rate: 93 per reimbursement</i> LANDERS CENTER/Recruitment Event - Meeting Ro		93	93	93	GF/Tuition
<i>Comp. Rate: 678 per event</i> LEADERSHAPE INC/CATALYST: 1 Day Leadership Pro		678	678	678	GF/Tuition
<i>Comp. Rate: 5500 per day</i> LEE SAMUEL A/Standing order for the period		5,500	5,500	5,500	GF/Tuition
<i>Comp. Rate: 27955 per period</i> LEMMON ALFRED/Organ concert for the School o		27,955	27,955	27,955	GF/Tuition
<i>Comp. Rate: 500 per concert</i> LEX CREATIVE STUDIOS/Web Design		500	500	500	GF/Tuition
<i>Comp. Rate: 900 per design</i> MADDEN JOHN THOMAS/Marching Band Arranging		900	900	900	GF/Tuition
<i>Comp. Rate: 2750 per arrangment</i> MARTIN LONNIE/Standing order for the period		2,750	2,750	2,750	GF/Tuition
<i>Comp. Rate: 31705 per period</i> MCDONALD AUSTIN/REIMBURSEMENT		31,705	31,705	31,705	GF/Tuition
<i>Comp. Rate: 70 per reimbursement</i> MCLAURIN CARPETS INC/Carpet Install		70	70	70	GF/Tuition
<i>Comp. Rate: 12719 per installation</i> MCNEIL CABINET & MILLWORK INC/Cabinet Work		12,719	12,719	12,719	GF/Tuition
<i>Comp. Rate: 9100 per job</i> MID SOUTH GLASS INC/Glass Work		9,100	9,100	9,100	GF/Tuition
<i>Comp. Rate: 19425 per year</i> MISSISSIPPI 811 INC/2021 BILLING BASED ON ACTUAL U		19,425	19,425	19,425	GF/Tuition
<i>Comp. Rate: 1091 per year</i> MISSISSIPPI POWER COMPANY/PROVIDED SERVICES TO		1,091	1,091	1,091	GF/Tuition
<i>Comp. Rate: 3361 per year</i> MODO LABS INC/ADD 50 SCREENS TO MOBILE APP		3,361	3,361	3,361	GF/Tuition
<i>Comp. Rate: 87 per screen</i> MOODYS INVESTORS SERVICE INC/6/1/20-5/31/21 ANNUAL		4,350	4,350	4,350	GF/Tuition
<i>Comp. Rate: 11000 per year</i> MR SIPPI BEVERAGES/Standing order for the monthly		11,000	11,000	11,000	GF/Tuition
<i>Comp. Rate: 157 mon monthly</i> MS STATE DEPARTMENT OF HEALTH/FINGERPRINTING		157	157	157	GF/Tuition

FEES, PROFESSIONAL AND OTHER SERVICES

University of Southern Mississippi (268-00)

Name of Agency					
TYPE OF FEE AND NAME OF VENDOR	Retired w/ PERS	(1) Actual Expenses FY Ending June 30, 2020	(2) Estimated Expenses FY Ending June 30, 2021	(3) Requested Expenses FY Ending June 30, 2022	Fund Source
<i>Comp. Rate: 800 per year</i> NATL RESEARCH CENTER FOR COLLEGE &/ACT Talent		800	800	800	GF/Tuition
<i>Comp. Rate: 29159 per year</i> NBCRNA/SEE--NCE fees/NCE exams		29,159	29,159	29,159	GF/Tuition
<i>Comp. Rate: 19900 per year</i> NETDOCUMENTS/MONTHLY SERVICE FEE		19,900	19,900	19,900	GF/Tuition
<i>Comp. Rate: 365 per month</i> NOMOTO YUMI/DROWSY CHAPERONE ACCOMPANIMENT		4,380	4,380	4,380	GF/Tuition
<i>Comp. Rate: 1000 per accomp</i> OHR OKEEFE MUSEUM OF ART/THE WHEEL		1,000	1,000	1,000	GF/Tuition
<i>Comp. Rate: 36 per job</i> PACE ROOFING/Standing order for the period		36	36	36	GF/Tuition
<i>Comp. Rate: 16282 per period</i> PARKERS LANDSCAPE SERVICE/PROVIDE LANDSCAPE		16,282	16,282	16,282	GF/Tuition
<i>Comp. Rate: 4150 per month</i> PAT L MCKENZIE INC/Standing order for the period		49,800	49,800	49,800	GF/Tuition
<i>Comp. Rate: 16100 per period</i> PIERCE JAMES W IV/PIANO PLAYER		16,100	16,100	16,100	GF/Tuition
<i>Comp. Rate: 225 per event</i> PRECISION FAB & REFURBISHING LLC/Standing order for the		225	225	225	GF/Tuition
<i>Comp. Rate: 16621 per period</i> PRIDESTAFF INC/Standing order for the period		16,621	16,621	16,621	GF/Tuition
<i>Comp. Rate: 3990 per month</i> RACKOFF LOU/REIMBURSEMENT		47,879	47,879	47,879	GF/Tuition
<i>Comp. Rate: 227 per reimbursement</i> REAVES PURE WATER LLC/Standing Order for filter chan		227	227	227	GF/Tuition
<i>Comp. Rate: 75 per service</i> RED HAWK FIRE & SECURITY/PROVIDE SERVICES AND		75	75	75	GF/Tuition
<i>Comp. Rate: 4142 per month</i> REFRESH CONTRACTING & REMODELING LLC/Standing		49,700	49,700	49,700	GF/Tuition
<i>Comp. Rate: 25810 per period</i> REGIONS BANK/10010811 - MS.GOV SOS		25,810	25,810	25,810	GF/Tuition
<i>Comp. Rate: 28 per month</i> REGIONS BANK/10010811 - MS.GOV SOS		28	28	28	GF/Tuition
<i>Comp. Rate: 28 per month</i> REGIONS BANK/10076123 - SQ *BASS CARPET CLE		28	28	28	GF/Tuition
<i>Comp. Rate: 80 per year</i> REGIONS BANK/115098 - DROPBOX*8NYC68K16W74		80	80	80	GF/Tuition
<i>Comp. Rate: 120 per subscription</i> REGIONS BANK/129401 - CAEP		120	120	120	GF/Tuition
<i>Comp. Rate: 339 per month</i> REGIONS BANK/137693 - Dropbox*XZ2BTQBH1SW7		4,070	4,070	4,070	GF/Tuition
<i>Comp. Rate: 199 per order</i> REGIONS BANK/137693 - LIBERTY MAIL CENTER		199	199	199	GF/Tuition
<i>Comp. Rate: 14 per order</i> REGIONS BANK/149762 - 3SI SECURITY SYSTEMS		14	14	14	GF/Tuition

FEES, PROFESSIONAL AND OTHER SERVICES

University of Southern Mississippi (268-00)

Name of Agency					
TYPE OF FEE AND NAME OF VENDOR	Retired w/ PERS	(1) Actual Expenses FY Ending June 30, 2020	(2) Estimated Expenses FY Ending June 30, 2021	(3) Requested Expenses FY Ending June 30, 2022	Fund Source
<i>Comp. Rate: 25 per month</i> REGIONS BANK/149762 - BELL AUTO SALES		25	25	25	GF/Tuition
<i>Comp. Rate: 160 per service</i> REGIONS BANK/149762 - SOUTHERN BEHAVIORAL M		960	960	960	GF/Tuition
<i>Comp. Rate: 750 per service</i> REGIONS BANK/149762 - STEGALL NOTARY SERVIC		1,500	1,500	1,500	GF/Tuition
<i>Comp. Rate: 158 per service</i> REGIONS BANK/154720 - PAYPAL		158	158	158	GF/Tuition
<i>Comp. Rate: 300 per year</i> REGIONS BANK/155827 - ENVATOMARKET50648979		125	125	125	GF/Tuition
<i>Comp. Rate: 4 per charge</i> REGIONS BANK/155827 - SOUTHERN STATES COMMU		4	4	4	GF/Tuition
<i>Comp. Rate: 250 per service</i> REGIONS BANK/161864 - MEDATRAX INC		250	250	250	GF/Tuition
<i>Comp. Rate: 3600 per year</i> REGIONS BANK/161864 - STEGALL NOTARY SERVIC		3,600	3,600	3,600	GF/Tuition
<i>Comp. Rate: 158 per service</i> REGIONS BANK/181569 - MR.SIPPI BEVERAGES		158	158	158	GF/Tuition
<i>Comp. Rate: 32 per order</i> REGIONS BANK/181569 - OFFICE DEPOT #324		293	293	293	GF/Tuition
<i>Comp. Rate: 103 per order</i> REGIONS BANK/181569 - SIGNS FIRST HATTIESBU		103	103	103	GF/Tuition
<i>Comp. Rate: 44 per order</i> REGIONS BANK/181569 - UNIVERSITY OF SOUTHER		44	44	44	GF/Tuition
<i>Comp. Rate: 67 per order</i> REGIONS BANK/186096 - CUPA-HR		67	67	67	GF/Tuition
<i>Comp. Rate: 505 per year</i> REGIONS BANK/189636 - ASBMB		505	505	505	GF/Tuition
<i>Comp. Rate: 320 per year</i> REGIONS BANK/189636 - INTERNATIONAL TRANSAC		320	320	320	GF/Tuition
<i>Comp. Rate: 13 per transaction</i> REGIONS BANK/189636 - WWW.RSC.ORG		13	13	13	GF/Tuition
<i>Comp. Rate: 1254 per service</i> REGIONS BANK/208075 - CASH & CARRY CLEANERS		1,254	1,254	1,254	GF/Tuition
<i>Comp. Rate: 126 per service</i> REGIONS BANK/208075 - HBC BUSINESS OFFICE M		126	126	126	GF/Tuition
<i>Comp. Rate: 120 per service</i> REGIONS BANK/208075 - SOUTHERN BEHAVIORAL M		120	120	120	GF/Tuition
<i>Comp. Rate: 750 per service</i> REGIONS BANK/300319 - CAPCSD* CAPCSD		2,250	2,250	2,250	GF/Tuition
<i>Comp. Rate: 500 per year</i> REGIONS BANK/300642 - PAYPAL *ISPRODUCTIO		500	500	500	GF/Tuition
<i>Comp. Rate: 300 per year</i> REGIONS BANK/300727 - NCFR NATCOUNCONFAMREL		300	300	300	GF/Tuition
<i>Comp. Rate: 80 per service</i> REGIONS BANK/300824 - ALTA		80	80	80	GF/Tuition

FEES, PROFESSIONAL AND OTHER SERVICES

University of Southern Mississippi (268-00)

Name of Agency

TYPE OF FEE AND NAME OF VENDOR	Retired w/ PERS	(1) Actual Expenses FY Ending June 30, 2020	(2) Estimated Expenses FY Ending June 30, 2021	(3) Requested Expenses FY Ending June 30, 2022	Fund Source
<i>Comp. Rate: 80 per service</i> REGIONS BANK/300824 - CENTER FOR EFFECTIVE		875	875	875	GF/Tuition
<i>Comp. Rate: 395 per service</i> REGIONS BANK/300824 - CENTER FOR EFFECTIVE		395	395	395	GF/Tuition
<i>Comp. Rate: 395 per service</i> REGIONS BANK/300824 - IN *AREA DEVELOPMENT		395	395	395	GF/Tuition
<i>Comp. Rate: 105 per year</i> REGIONS BANK/300824 - MISSISSIPPI SPEECH-LA		105	105	105	GF/Tuition
<i>Comp. Rate: 225 per service</i> REGIONS BANK/300824 - MISSISSIPPI SPEECH-LA		225	225	225	GF/Tuition
<i>Comp. Rate: 335 per service</i> REGIONS BANK/300886 - SHRED-IT		335	335	335	GF/Tuition
<i>Comp. Rate: 300 per year</i> REGIONS BANK/301750 - CASH & CARRY DRY		102	102	102	GF/Tuition
<i>Comp. Rate: 204 per service</i> REGIONS BANK/301750 - SIGNS FIRST HATTIESBU		204	204	204	GF/Tuition
<i>Comp. Rate: 145 per service</i> REGIONS BANK/301750 - SQ *JUST SEW SOUTHE		145	145	145	GF/Tuition
<i>Comp. Rate: 50 per order</i> REGIONS BANK/301750 - SQ *JUST SEW SOUTHE		50	50	50	GF/Tuition
<i>Comp. Rate: 510 per year</i> REGIONS BANK/302588 - AUTO GLASS CITY GLASS		510	510	510	GF/Tuition
<i>Comp. Rate: 150 per service</i> REGIONS BANK/302588 - SHRED-IT		150	150	150	GF/Tuition
<i>Comp. Rate: 104 per pickup</i> REGIONS BANK/302588 - SIGNS FIRST HATTIESBU		520	520	520	GF/Tuition
<i>Comp. Rate: 148 per service</i> REGIONS BANK/302588 - TOWN AND COUNTRY CLEA		148	148	148	GF/Tuition
<i>Comp. Rate: 1123 per service</i> REGIONS BANK/302607 - AMERICAN ASSOCIATION		1,123	1,123	1,123	GF/Tuition
<i>Comp. Rate: 300 per year</i> REGIONS BANK/303005 - DICKEYS MS123		360	360	360	GF/Tuition
<i>Comp. Rate: 300 per year</i> REGIONS BANK/303012 - AMERICAN AIR SPECIALI		138	138	138	GF/Tuition
<i>Comp. Rate: 451 per service</i> REGIONS BANK/303012 - ANDERSON RETAIL		451	451	451	GF/Tuition
<i>Comp. Rate: 1904 per carpet service</i> REGIONS BANK/303012 - AUTO GLASS CITY GLASS		43,809	43,809	43,809	GF/Tuition
<i>Comp. Rate: 1778 per glass job</i> REGIONS BANK/303012 - ENVIRONMENTAL SERVICE		17,775	17,775	17,775	GF/Tuition
<i>Comp. Rate: 1367 per service</i> REGIONS BANK/303012 - GREERS WATERPROOFING		4,100	4,100	4,100	GF/Tuition
<i>Comp. Rate: 2500 per job</i> REGIONS BANK/303012 - IN *DAVIS GLASS		2,500	2,500	2,500	GF/Tuition
<i>Comp. Rate: 4000 per year</i> REGIONS BANK/303012 - OverheadDoorCoHatties		4,000	4,000	4,000	GF/Tuition

FEES, PROFESSIONAL AND OTHER SERVICES

University of Southern Mississippi (268-00)

Name of Agency

TYPE OF FEE AND NAME OF VENDOR	Retired w/ PERS	(1) Actual Expenses FY Ending June 30, 2020	(2) Estimated Expenses FY Ending June 30, 2021	(3) Requested Expenses FY Ending June 30, 2022	Fund Source
Comp. Rate: 300 per year REGIONS BANK/303012 - OverheadDoorCoHatties		503	503	503	GF/Tuition
Comp. Rate: 1073 per service REGIONS BANK/303012 - PP*GUTTER GUY		1,073	1,073	1,073	GF/Tuition
Comp. Rate: 1400 per year REGIONS BANK/303012 - PP*GUTTER GUY		1,400	1,400	1,400	GF/Tuition
Comp. Rate: 2000 per year REGIONS BANK/303012 - PP*GUTTER GUY		2,000	2,000	2,000	GF/Tuition
Comp. Rate: 2400 per year REGIONS BANK/303012 - SOUTH MISSISSIPPI ALA		2,400	2,400	2,400	GF/Tuition
Comp. Rate: -8 per reimbursemnt REGIONS BANK/303012 - SOUTH MISSISSIPPI ALA		(8)	(8)	(8)	GF/Tuition
Comp. Rate: 243 per service REGIONS BANK/303012 - SPF WINDOW TINTING		243	243	243	GF/Tuition
Comp. Rate: 350 per job REGIONS BANK/303012 - SQ *GANT PAINTING L		2,450	2,450	2,450	GF/Tuition
Comp. Rate: 1300 per year REGIONS BANK/303808 - HATTIESBURG TRUCK AND		1,300	1,300	1,300	GF/Tuition
Comp. Rate: 300 per service REGIONS BANK/303808 - UNITED FENCE COMPANY		300	300	300	GF/Tuition
Comp. Rate: 657 per job REGIONS BANK/303808 - WAY TO GO CARTS LLC		3,287	3,287	3,287	GF/Tuition
Comp. Rate: 100 per cart service REGIONS BANK/305737 - ADVANCED PUBLIC SAFET		100	100	100	GF/Tuition
Comp. Rate: 20 per service REGIONS BANK/305737 - ASSA ABLOY ENTRANCE S		20	20	20	GF/Tuition
Comp. Rate: 1453 per month REGIONS BANK/305737 - ENVIRONMENTAL SERVICE		15,983	15,983	15,983	GF/Tuition
Comp. Rate: 1450 per service REGIONS BANK/305737 - HBC BUSINESS OFFICE M		1,450	1,450	1,450	GF/Tuition
Comp. Rate: 98 per service REGIONS BANK/305737 - HBC BUSINESS OFFICE M		98	98	98	GF/Tuition
Comp. Rate: 133 per service REGIONS BANK/305737 - IDN ACME INC		133	133	133	GF/Tuition
Comp. Rate: 1895 per service REGIONS BANK/305737 - IDN ACME INC		1,895	1,895	1,895	GF/Tuition
Comp. Rate: 2048 per service REGIONS BANK/305737 - IDN ACME INC		2,048	2,048	2,048	GF/Tuition
Comp. Rate: 3216 per service REGIONS BANK/305737 - JEFCOAT FENCE CO OF H		3,216	3,216	3,216	GF/Tuition
Comp. Rate: 675 per service REGIONS BANK/305737 - OWENS BUSINESS MACHIN		675	675	675	GF/Tuition
Comp. Rate: 64 per service REGIONS BANK/305737 - OWENS BUSINESS MACHIN		64	64	64	GF/Tuition
Comp. Rate: 170 per order REGIONS BANK/305737 - OWENS BUSINESS MACHIN		170	170	170	GF/Tuition

FEES, PROFESSIONAL AND OTHER SERVICES

University of Southern Mississippi (268-00)

Name of Agency					
TYPE OF FEE AND NAME OF VENDOR	Retired w/ PERS	(1) Actual Expenses FY Ending June 30, 2020	(2) Estimated Expenses FY Ending June 30, 2021	(3) Requested Expenses FY Ending June 30, 2022	Fund Source
<i>Comp. Rate: 264 per service</i> REGIONS BANK/305737 - OWENS BUSINESS MACHIN		264	264	264	GF/Tuition
<i>Comp. Rate: 275 per service</i> REGIONS BANK/305737 - SQ *ACE DATA STORAG		275	275	275	GF/Tuition
<i>Comp. Rate: 66 per year</i> REGIONS BANK/305737 - SQ *PEANUTS MOVING		66	66	66	GF/Tuition
<i>Comp. Rate: 3043 per year</i> REGIONS BANK/305737 - SQ *PEANUTS MOVING		3,043	3,043	3,043	GF/Tuition
<i>Comp. Rate: 3478 per year</i> REGIONS BANK/305737 - WORKWELL CLINIC		3,478	3,478	3,478	GF/Tuition
<i>Comp. Rate: 95 per service</i> REGIONS BANK/305737 - WORKWELL CLINIC		95	95	95	GF/Tuition
<i>Comp. Rate: 95 per service</i> REGIONS BANK/306307 - JRSA		95	95	95	GF/Tuition
<i>Comp. Rate: 300 per year</i> REGIONS BANK/306816 - ADOBE PRODUCTS		475	475	475	GF/Tuition
<i>Comp. Rate: -17 per reimbursement</i> REGIONS BANK/306816 - BIGINTERVIEW SKILLFUL		(17)	(17)	(17)	GF/Tuition
<i>Comp. Rate: 1500 per year</i> REGIONS BANK/306816 - CANVA* 02519-27141017		1,500	1,500	1,500	GF/Tuition
<i>Comp. Rate: 1 per charge</i> REGIONS BANK/306816 - CANVA* 02545-13159532		1	1	1	GF/Tuition
<i>Comp. Rate: 239 per year</i> REGIONS BANK/306816 - CANVA* 02662-21355140		239	239	239	GF/Tuition
<i>Comp. Rate: 81 per year</i> REGIONS BANK/306816 - CREATIVE CLOUD INDIV		81	81	81	GF/Tuition
<i>Comp. Rate: 257 per service</i> REGIONS BANK/306816 - THEMYERSBRIGGSCO THEM		257	257	257	GF/Tuition
<i>Comp. Rate: 300 per year</i> REGIONS BANK/306816 - UT CAREER SERVICES		195	195	195	GF/Tuition
<i>Comp. Rate: 150 per service</i> REGIONS BANK/311200 - CAN*CANONFINANCIAL CF		150	150	150	GF/Tuition
<i>Comp. Rate: 36 per year</i> REGIONS BANK/311200 - CAN*CANONFINANCIAL CF		36	36	36	GF/Tuition
<i>Comp. Rate: 36 per year</i> REGIONS BANK/311200 - CAN*CANONFINANCIAL CF		36	36	36	GF/Tuition
<i>Comp. Rate: 62 per order</i> REGIONS BANK/311200 - CAN*CANONFINANCIAL CF		62	62	62	GF/Tuition
<i>Comp. Rate: 298 per year</i> REGIONS BANK/311200 - CAN*CANONFINANCIAL CF		298	298	298	GF/Tuition
<i>Comp. Rate: 298 per year</i> REGIONS BANK/311200 - CAN*CANONFINANCIAL CF		298	298	298	GF/Tuition
<i>Comp. Rate: 334 per year</i> REGIONS BANK/311200 - OWENS BUSINESS MACHIN		334	334	334	GF/Tuition
<i>Comp. Rate: 88 per service</i> REGIONS BANK/311200 - OWENS BUSINESS MACHIN		88	88	88	GF/Tuition

FEES, PROFESSIONAL AND OTHER SERVICES

University of Southern Mississippi (268-00)

Name of Agency					
TYPE OF FEE AND NAME OF VENDOR	Retired w/ PERS	(1) Actual Expenses FY Ending June 30, 2020	(2) Estimated Expenses FY Ending June 30, 2021	(3) Requested Expenses FY Ending June 30, 2022	Fund Source
<i>Comp. Rate: 95 per month</i> REGIONS BANK/311200 - OWENS BUSINESS MACHIN		95	95	95	GF/Tuition
<i>Comp. Rate: 114 per service</i> REGIONS BANK/311200 - PAYPAL *COUNCILMAST		114	114	114	GF/Tuition
<i>Comp. Rate: 300 per year</i> REGIONS BANK/313666 - Samuel French Inc		300	300	300	GF/Tuition
<i>Comp. Rate: 625 per service</i> REGIONS BANK/313666 - Samuel French Inc		625	625	625	GF/Tuition
<i>Comp. Rate: 625 per service</i> REGIONS BANK/313666 - Samuel French Inc		625	625	625	GF/Tuition
<i>Comp. Rate: 1050 per service</i> REGIONS BANK/313666 - THE KENNEDY CTR		1,050	1,050	1,050	GF/Tuition
<i>Comp. Rate: 225 per service</i> REGIONS BANK/314056 - EB 2020 DOWNTOWN HATT		225	225	225	GF/Tuition
<i>Comp. Rate: 267 per service</i> REGIONS BANK/317546 - IN *SUNRISE NETWORK S		267	267	267	GF/Tuition
<i>Comp. Rate: 315 per year</i> REGIONS BANK/317546 - QUALTRICS		315	315	315	GF/Tuition
<i>Comp. Rate: 300 per year</i> REGIONS BANK/319419 - MISSISSIPPI NURSES AS		5,000	5,000	5,000	GF/Tuition
<i>Comp. Rate: 288 per service</i> REGIONS BANK/319419 - NONPF		288	288	288	GF/Tuition
<i>Comp. Rate: 160 per order</i> REGIONS BANK/319419 - NONPF		160	160	160	GF/Tuition
<i>Comp. Rate: 160 per order</i> REGIONS BANK/319419 - NONPF		160	160	160	GF/Tuition
<i>Comp. Rate: 943 per service</i> REGIONS BANK/319419 - NONPF		943	943	943	GF/Tuition
<i>Comp. Rate: 948 per service</i> REGIONS BANK/319419 - SNRS		943	943	943	GF/Tuition
<i>Comp. Rate: 165 per order</i> REGIONS BANK/432182 - MS.GOV MSBPA		165	165	165	GF/Tuition
<i>Comp. Rate: 115 per month</i> REGIONS BANK/469939 - TABLEAU SOFTWARE		115	115	115	GF/Tuition
<i>Comp. Rate: 1400 per subscription</i> REGIONS BANK/469939 - TABLEAU SOFTWARE		1,400	1,400	1,400	GF/Tuition
<i>Comp. Rate: 1400 per subscription</i> REGIONS BANK/499061 - SLI DO		1,400	1,400	1,400	GF/Tuition
<i>Comp. Rate: 1 per charge</i> REGIONS BANK/510523 - PTK*RECOGNITION SERVI		1	1	1	GF/Tuition
<i>Comp. Rate: 1000 per year</i> REGIONS BANK/510523 - RAIN FOREST CAR WASH		1,000	1,000	1,000	GF/Tuition
<i>Comp. Rate: 6 per car wash</i> REGIONS BANK/510523 - RAIN FOREST CAR WASH		6	6	6	GF/Tuition
<i>Comp. Rate: 6 per car wash</i> REGIONS BANK/510523 - RAIN FOREST CAR WASH		6	6	6	GF/Tuition

FEES, PROFESSIONAL AND OTHER SERVICES

University of Southern Mississippi (268-00)

Name of Agency					
TYPE OF FEE AND NAME OF VENDOR	Retired w/ PERS	(1) Actual Expenses FY Ending June 30, 2020	(2) Estimated Expenses FY Ending June 30, 2021	(3) Requested Expenses FY Ending June 30, 2022	Fund Source
<i>Comp. Rate: 6 per car wash</i> REGIONS BANK/510523 - RAIN FOREST CAR WASH		6	6	6	GF/Tuition
<i>Comp. Rate: 6 per car wash</i> REGIONS BANK/510523 - RAIN FOREST CAR WASH		6	6	6	GF/Tuition
<i>Comp. Rate: 6 per car wash</i> REGIONS BANK/510523 - RAIN FOREST CAR WASH		6	6	6	GF/Tuition
<i>Comp. Rate: 6 per car wash</i> REGIONS BANK/510523 - RAIN FOREST CAR WASH		6	6	6	GF/Tuition
<i>Comp. Rate: 420 per service</i> REGIONS BANK/510523 - SIGNS FIRST HATTIESBU		420	420	420	GF/Tuition
<i>Comp. Rate: 198 per service</i> REGIONS BANK/510523 - TECHNOLOGY RESOURCE R		198	198	198	GF/Tuition
<i>Comp. Rate: 4771 per month</i> REGIONS BANK/514378 - SQ *E. DANIELS		4,771	4,771	4,771	GF/Tuition
<i>Comp. Rate: 500 per year</i> REGIONS BANK/536754 - SQ *PEANUTS MOVING SE		500	500	500	GF/Tuition
<i>Comp. Rate: 63 per service</i> REGIONS BANK/536947 - ENTERPRISE RENT-A-CAR		63	63	63	GF/Tuition
<i>Comp. Rate: 75 per service</i> REGIONS BANK/549615 - NACADA		75	75	75	GF/Tuition
<i>Comp. Rate: 75 per service</i> REGIONS BANK/553415 - NASPA NIMBLE		75	75	75	GF/Tuition
<i>Comp. Rate: 6 per car wash</i> REGIONS BANK/558588 - RAIN FOREST CAR WASH		6	6	6	GF/Tuition
<i>Comp. Rate: 6 per car wash</i> REGIONS BANK/558588 - RAIN FOREST CAR WASH		6	6	6	GF/Tuition
<i>Comp. Rate: 6 per car wash</i> REGIONS BANK/558588 - RAIN FOREST CAR WASH		6	6	6	GF/Tuition
<i>Comp. Rate: 125 per service</i> REGIONS BANK/560720 - REBEL SOUND SYSTEMSIN		125	125	125	GF/Tuition
<i>Comp. Rate: 178 per service</i> REGIONS BANK/560720 - REBEL SOUND SYSTEMSIN		178	178	178	GF/Tuition
<i>Comp. Rate: 305 per service</i> REGIONS BANK/560720 - REBEL SOUND SYSTEMSIN		305	305	305	GF/Tuition
<i>Comp. Rate: 323 per service</i> REGIONS BANK/560720 - REBEL SOUND SYSTEMSIN		323	323	323	GF/Tuition
<i>Comp. Rate: 2454 per service</i> REGIONS BANK/560720 - REBEL SOUND SYSTEMSIN		2,454	2,454	2,454	GF/Tuition
<i>Comp. Rate: 120 per service</i> REGIONS BANK/560720 - SPF WINDOW TINTING		120	120	120	GF/Tuition
<i>Comp. Rate: 358 per year</i> REGIONS BANK/560720 - SQ *SAFEGUARD SYSTE		358	358	358	GF/Tuition
<i>Comp. Rate: 362 per year</i> REGIONS BANK/560720 - SQ *SAFEGUARD SYSTE		362	362	362	GF/Tuition
<i>Comp. Rate: 416 per year</i> REGIONS BANK/560720 - SQ *SAFEGUARD SYSTE		416	416	416	GF/Tuition
REGIONS BANK/560720 - SQ *SAFEGUARD SYSTE					

FEES, PROFESSIONAL AND OTHER SERVICES

University of Southern Mississippi (268-00)

Name of Agency					
TYPE OF FEE AND NAME OF VENDOR	Retired w/ PERS	(1) Actual Expenses FY Ending June 30, 2020	(2) Estimated Expenses FY Ending June 30, 2021	(3) Requested Expenses FY Ending June 30, 2022	Fund Source
<i>Comp. Rate: 2405 per year</i> REGIONS BANK/560720 - SQ *SAFEGUARD SYSTE		2,405	2,405	2,405	GF/Tuition
<i>Comp. Rate: 2860 per year</i> REGIONS BANK/560720 - SQ *SAFEGUARD SYSTEMS		2,860	2,860	2,860	GF/Tuition
<i>Comp. Rate: 195 per year</i> REGIONS BANK/560720 - SQ *SAFEGUARD SYSTEMS		195	195	195	GF/Tuition
<i>Comp. Rate: 412 per year</i> REGIONS BANK/560720 - SQ *SAFEGUARD SYSTEMS		412	412	412	GF/Tuition
<i>Comp. Rate: 640 per year</i> REGIONS BANK/708500 - BAY PEST CONTROL COMP		640	640	640	GF/Tuition
<i>Comp. Rate: 203 per service</i> REGIONS BANK/708500 - BAY PEST CONTROL COMP		203	203	203	GF/Tuition
<i>Comp. Rate: 585 per service</i> REGIONS BANK/708500 - BAY PEST CONTROL COMP		585	585	585	GF/Tuition
<i>Comp. Rate: 1642 per service</i> REGIONS BANK/708500 - BAY PEST CONTROL COMP		1,642	1,642	1,642	GF/Tuition
<i>Comp. Rate: 1642 per service</i> REGIONS BANK/708500 - SQ *BASS CARPET CLE		1,642	1,642	1,642	GF/Tuition
<i>Comp. Rate: 20 per service</i> REGIONS BANK/708500 - SQ *BASS CARPET CLE		20	20	20	GF/Tuition
<i>Comp. Rate: 132 per year</i> REGIONS BANK/708500 - SQ *BASS CARPET CLE		132	132	132	GF/Tuition
<i>Comp. Rate: 338 per year</i> REGIONS BANK/708500 - SQ *BASS CARPET CLE		338	338	338	GF/Tuition
<i>Comp. Rate: 526 per year</i> REGIONS BANK/708500 - SQ *BASS CARPET CLE		526	526	526	GF/Tuition
<i>Comp. Rate: 1303 per year</i> REGIONS BANK/708500 - SQ *BASS CARPET CLE		1,303	1,303	1,303	GF/Tuition
<i>Comp. Rate: 2002 per year</i> REGIONS BANK/708500 - SQ *BASS CARPET CLE		2,002	2,002	2,002	GF/Tuition
<i>Comp. Rate: 2045 per year</i> REGIONS BANK/708500 - SQ *BASS CARPET CLEAN		2,045	2,045	2,045	GF/Tuition
<i>Comp. Rate: 20 per service</i> REGIONS BANK/708500 - SQ *BASS CARPET CLEAN		20	20	20	GF/Tuition
<i>Comp. Rate: 147 per year</i> REGIONS BANK/708500 - SQ *PEANUTS MOVING SE		147	147	147	GF/Tuition
<i>Comp. Rate: 3903 per year</i> REGIONS BANK/715502 - COURTESY FORD		3,903	3,903	3,903	GF/Tuition
<i>Comp. Rate: 176 per order</i> REGIONS BANK/715502 - SPF WINDOW TINTING		176	176	176	GF/Tuition
<i>Comp. Rate: 80 per service</i> REGIONS BANK/715502 - SQ *JUST SEW SOUTHE		80	80	80	GF/Tuition
<i>Comp. Rate: 29 per year</i> REGIONS BANK/715502 - SQ *JUST SEW SOUTHE		29	29	29	GF/Tuition
<i>Comp. Rate: 75 per service</i> REGIONS BANK/732253 - THE GEOLOGICAL SOCIET		75	75	75	GF/Tuition

FEES, PROFESSIONAL AND OTHER SERVICES

University of Southern Mississippi (268-00)

Name of Agency

TYPE OF FEE AND NAME OF VENDOR	Retired w/ PERS	(1) Actual Expenses FY Ending June 30, 2020	(2) Estimated Expenses FY Ending June 30, 2021	(3) Requested Expenses FY Ending June 30, 2022	Fund Source
Comp. Rate: 1150 per year REGIONS BANK/738036 - AMERICAN AIR SPECIALI		1,150	1,150	1,150	GF/Tuition
Comp. Rate: 150 per service REGIONS BANK/738036 - AMERICAN AIR SPECIALI		150	150	150	GF/Tuition
Comp. Rate: 528 per service REGIONS BANK/738036 - AMERICAN AIR SPECIALI		528	528	528	GF/Tuition
Comp. Rate: 1290 per service REGIONS BANK/738036 - AMERICAN AIR SPECIALI		1,290	1,290	1,290	GF/Tuition
Comp. Rate: 3607 per service REGIONS BANK/738036 - AMERICAN AIR SPECIALI		3,607	3,607	3,607	GF/Tuition
Comp. Rate: 3919 per service REGIONS BANK/738036 - AMERICAN AIR SPECIALI		3,919	3,919	3,919	GF/Tuition
Comp. Rate: 300 per year REGIONS BANK/738036 - FASTSIGNS		410	410	410	GF/Tuition
Comp. Rate: 701 per year REGIONS BANK/738036 - IN *CCS INDUSTRIAL SE		701	701	701	GF/Tuition
Comp. Rate: 4001 per year REGIONS BANK/738036 - MUNN ENTERPRISES		4,001	4,001	4,001	GF/Tuition
Comp. Rate: 840 per order REGIONS BANK/738036 - PIERCE PLUMBING		840	840	840	GF/Tuition
Comp. Rate: 1750 per job REGIONS BANK/738036 - PIERCE PLUMBING		1,740	1,740	1,740	GF/Tuition
Comp. Rate: 2528 per job REGIONS BANK/738036 - PIERCE PLUMBING		2,528	2,528	2,528	GF/Tuition
Comp. Rate: 3000 per year REGIONS BANK/738036 - SQ *G AND L SERVICING		3,000	3,000	3,000	GF/Tuition
Comp. Rate: 3780 per service REGIONS BANK/738036 - TERRY SERVICE INC		3,780	3,780	3,780	GF/Tuition
Comp. Rate: 3812 per service REGIONS BANK/738036 - TERRY SERVICE INC		3,812	3,812	3,812	GF/Tuition
Comp. Rate: 4686 per service REGIONS BANK/738036 - TERRY SERVICE INC		4,686	4,686	4,686	GF/Tuition
Comp. Rate: 4860 per service REGIONS BANK/738036 - TERRY SERVICE INC		4,860	4,860	4,860	GF/Tuition
Comp. Rate: 342 per service REGIONS BANK/738036 - THE TRANE COMPANY		342	342	342	GF/Tuition
Comp. Rate: 3416 per service REGIONS BANK/738036 - THE TRANE COMPANY		3,416	3,416	3,416	GF/Tuition
Comp. Rate: 1780 per service REGIONS BANK/738036 - WEAVER ELECTRIC INC		1,780	1,780	1,780	GF/Tuition
Comp. Rate: 1385 per service REGIONS BANK/768512 - BARBIZON CHARLOTTE IN		1,385	1,385	1,385	GF/Tuition
Comp. Rate: 110 per service REGIONS BANK/768512 - Samuel French Inc		110	110	110	GF/Tuition
Comp. Rate: 110 per service REGIONS BANK/768512 - Samuel French Inc		110	110	110	GF/Tuition
REGIONS BANK/781569 - EUROFINS CEI INC					

FEES, PROFESSIONAL AND OTHER SERVICES

University of Southern Mississippi (268-00)

Name of Agency

TYPE OF FEE AND NAME OF VENDOR	Retired w/ PERS	(1) Actual Expenses FY Ending June 30, 2020	(2) Estimated Expenses FY Ending June 30, 2021	(3) Requested Expenses FY Ending June 30, 2022	Fund Source
<i>Comp. Rate: 99 per service</i> REGIONS BANK/781569 - GREERS WATERPROOFING		99	99	99	GF/Tuition
<i>Comp. Rate: 850 per order</i> REGIONS BANK/781569 - IN *PRISTINE PRESSURE		850	850	850	GF/Tuition
<i>Comp. Rate: 240 per year</i> REGIONS BANK/781569 - IN *PRISTINE PRESSURE		240	240	240	GF/Tuition
<i>Comp. Rate: 280 per year</i> REGIONS BANK/781569 - IN *PRISTINE PRESSURE		280	280	280	GF/Tuition
<i>Comp. Rate: 382 per year</i> REGIONS BANK/781569 - SQ *BASS CARPET CLE		382	382	382	GF/Tuition
<i>Comp. Rate: 550 per year</i> REGIONS BANK/781569 - SQ *BASS CARPET CLE		550	550	550	GF/Tuition
<i>Comp. Rate: 948 per year</i> REGIONS BANK/781569 - SQ *BASS CARPET CLE		948	948	948	GF/Tuition
<i>Comp. Rate: 1177 per year</i> REGIONS BANK/781569 - SQ *BASS CARPET CLE		1,177	1,177	1,177	GF/Tuition
<i>Comp. Rate: 4617 per year</i> REGIONS BANK/781665 - AMCON CONTROLS LA LLC		4,617	4,617	4,617	GF/Tuition
<i>Comp. Rate: 1302 per service</i> REGIONS BANK/781665 - AMCON CONTROLS LA LLC		1,302	1,302	1,302	GF/Tuition
<i>Comp. Rate: 1724 per service</i> REGIONS BANK/781665 - HALLS WEDDING SERVICE		1,724	1,724	1,724	GF/Tuition
<i>Comp. Rate: 570 per service</i> REGIONS BANK/811972 - PAYPAL *JOEHERRIN3		570	570	570	GF/Tuition
<i>Comp. Rate: 300 per year</i> REGIONS BANK/817657 - AMZN MKTP US AMZN.COM		600	600	600	GF/Tuition
<i>Comp. Rate: -8 per reimbursemnt</i> REGIONS BANK/817657 - AMZN MKTP US*MA02T8XT		(8)	(8)	(8)	GF/Tuition
<i>Comp. Rate: 8 per order</i> REGIONS BANK/817657 - AMZN MKTP US*MA02T8XT		8	8	8	GF/Tuition
<i>Comp. Rate: 113 per year</i> REGIONS BANK/851054 - AWP-ASSOCIATION OF WR		113	113	113	GF/Tuition
<i>Comp. Rate: 650 per service</i> REGIONS BANK/864464 - AMERICAN BARASSOC DUE		650	650	650	GF/Tuition
<i>Comp. Rate: 150 per service</i> REGIONS BANK/864464 - MAXKNOWLEDGE INC.		150	150	150	GF/Tuition
<i>Comp. Rate: 300 per year</i> REGIONS BANK/864464 - NACUA		298	298	298	GF/Tuition
<i>Comp. Rate: 2630 per year</i> REGIONS BANK/864464 - The Mississippi Bar (2,630	2,630	2,630	GF/Tuition
<i>Comp. Rate: 335 per service</i> REGIONS BANK/864464 - The Mississippi Bar (335	335	335	GF/Tuition
<i>Comp. Rate: 335 per service</i> REGIONS BANK/864464 - The Mississippi Bar (335	335	335	GF/Tuition
<i>Comp. Rate: 335 per service</i> REGIONS BANK/864464 - The Mississippi Bar (335	335	335	GF/Tuition

FEES, PROFESSIONAL AND OTHER SERVICES

University of Southern Mississippi (268-00)

Name of Agency

TYPE OF FEE AND NAME OF VENDOR	Retired w/ PERS	(1) Actual Expenses FY Ending June 30, 2020	(2) Estimated Expenses FY Ending June 30, 2021	(3) Requested Expenses FY Ending June 30, 2022	Fund Source
Comp. Rate: 350 per service REGIONS BANK/879671 - ACTION PARTY RENTALS		350	350	350	GF/Tuition
Comp. Rate: 707 per service REGIONS BANK/887656 - MR.SIPPI BEVERAGES		707	707	707	GF/Tuition
Comp. Rate: 255 per order REGIONS BANK/892702 - PAYPAL *FULGHAMSINC		2,553	2,553	2,553	GF/Tuition
Comp. Rate: 300 per year REGIONS BANK/903400 - MISSISSIPPI MUSIC		1,904	1,904	1,904	GF/Tuition
Comp. Rate: 300 per year REGIONS BANK/903400 - PAYPAL		178	178	178	GF/Tuition
Comp. Rate: 1409 per order REGIONS BANK/903400 - PAYPAL *PAMELAJZAN		1,409	1,409	1,409	GF/Tuition
Comp. Rate: 1287 per order REGIONS BANK/903400 - PAYPAL *RROBISO		1,287	1,287	1,287	GF/Tuition
Comp. Rate: 1003 per order REGIONS BANK/903670 - ELEARNING AMERICAN HE		1,003	1,003	1,003	GF/Tuition
Comp. Rate: 63 per service REGIONS BANK/903670 - SQ *LOUISIANA HEART		63	63	63	GF/Tuition
Comp. Rate: 598 per year REGIONS BANK/904063 - ORAL HISTORY ASSOCIAT		598	598	598	GF/Tuition
Comp. Rate: 100 per service REGIONS BANK/924755 - PROCARE SOFTWARE		100	100	100	GF/Tuition
Comp. Rate: 40 per service REGIONS BANK/937713 - FASTSIGNS		40	40	40	GF/Tuition
Comp. Rate: 300 per year REGIONS BANK/937713 - IN *PINNACLE LIGHTING		2,030	2,030	2,030	GF/Tuition
Comp. Rate: 4326 per year REGIONS BANK/937713 - SQ *E. DANIELS		4,326	4,326	4,326	GF/Tuition
Comp. Rate: 350 per month REGIONS BANK/937713 - TRU-AMP CORPORATION		350	350	350	GF/Tuition
Comp. Rate: 1450 per service REGIONS BANK/937713 - WEAVER ELECTRIC INC		1,450	1,450	1,450	GF/Tuition
Comp. Rate: 1939 per service REGIONS BANK/937713 - WEAVER ELECTRIC INC		56,224	56,224	56,224	GF/Tuition
Comp. Rate: -356 per reimbursemnt REGIONS BANK/990123 - PAYPAL *STEVEDANYEW		(356)	(356)	(356)	GF/Tuition
Comp. Rate: 300 per year REGIONS BANK/990123 - THE MONOGRAM HUT		250	250	250	GF/Tuition
Comp. Rate: 12 per monogram REGIONS BANK/990660 - BUSINESS COMMUNICATIO		12	12	12	GF/Tuition
Comp. Rate: 300 per year REGIONS BANK/990660 - HELP		3,920	3,920	3,920	GF/Tuition
Comp. Rate: 300 per year REGIONS BANK/990660 - PAYPAL *AKIPSPTYLTD		450	450	450	GF/Tuition
Comp. Rate: 49 per order REGIONS BANK/990660 - PAYPAL *AKIPSPTYLTD		49	49	49	GF/Tuition

FEES, PROFESSIONAL AND OTHER SERVICES

University of Southern Mississippi (268-00)

Name of Agency					
TYPE OF FEE AND NAME OF VENDOR	Retired w/ PERS	(1) Actual Expenses FY Ending June 30, 2020	(2) Estimated Expenses FY Ending June 30, 2021	(3) Requested Expenses FY Ending June 30, 2022	Fund Source
<i>Comp. Rate: 56 per order</i> REGIONS BANK/990660 - PSP*protectimus.com		56	56	56	GF/Tuition
<i>Comp. Rate: 14 per transaction</i> REPKE ALEXANDRA/REIMBURSEMENT		14	14	14	GF/Tuition
<i>Comp. Rate: 300 per year</i> RICKS TOM/Consulting Veterinarian for Re		401	401	401	GF/Tuition
<i>Comp. Rate: 7500 per service</i> ROSS-FISHER ROBERTA LOUISE/Review/feedback drafts		7,500	7,500	7,500	GF/Tuition
<i>Comp. Rate: 300 per year</i> SELECT AVIATION SERVICES LLC/Aircraft Appraisal Update		2,880	2,880	2,880	GF/Tuition
<i>Comp. Rate: 300 per year</i> SERVICEMASTER CLEANING		500	500	500	GF/Tuition
<i>Comp. Rate: 300 per year</i> SHARP RHONDA C/EXPENSE REIMB		39,219	39,219	39,219	GF/Tuition
<i>Comp. Rate: 300 per year</i> SHRED-IT USA LLC/SHREDDING SERVICES		670	670	670	GF/Tuition
<i>Comp. Rate: 300 per year</i> SINK OR SWIM LLC/SINK OR SWIM LLC		1,343	1,343	1,343	GF/Tuition
<i>Comp. Rate: 13200 per service</i> SONG MENG/EXPENSE REIMB		13,200	13,200	13,200	GF/Tuition
<i>Comp. Rate: 300 per year</i> SOUTH COAST GEOSERVICES PLLC/SOUTH COAST		83	83	83	GF/Tuition
<i>Comp. Rate: 10000 per service</i> SOUTHERN OAKS HOUSE AND GARDEN/Room Rental		10,000	10,000	10,000	GF/Tuition
<i>Comp. Rate: 520 per rental</i> SPARKMAN COLBEY PENTON/RETREAT 2020 PRESENTER		520	520	520	GF/Tuition
<i>Comp. Rate: 200 per presenter</i> STAUFFER BETH ANN/EXPENSE REIMB		200	200	200	GF/Tuition
<i>Comp. Rate: 300 per reimbursement</i> STEPHENSON MUSIC INC/Commissioned Music for USM win		300	300	300	GF/Tuition
<i>Comp. Rate: 4000 per event</i> STEWART AND SONS PLUMBING/STEWART AND SONS		4,000	4,000	4,000	GF/Tuition
<i>Comp. Rate: 29498 per month</i> STORY JENNIFER LACHEL/REIMBURSEMENT		353,973	353,973	353,973	GF/Tuition
<i>Comp. Rate: 77 per reimbursement</i> SWETMAN SECURITY SERVICE INC/SWETMAN SECURITY		77	77	77	GF/Tuition
<i>Comp. Rate: 1190 per service</i> TARBETT-WALLACE FRANCES/REIMBURSEMENT		1,190	1,190	1,190	GF/Tuition
<i>Comp. Rate: 95 per reimbursement</i> TAYLOR RENTAL/RENTAL ITEMS		95	95	95	GF/Tuition
<i>Comp. Rate: 163 per rental</i> THE COLLEGE BOARD/Student Search Service (Names)		163	163	163	GF/Tuition
<i>Comp. Rate: 1961 per month</i> THE COMMON APPLICATION INC/Online Common		23,532	23,532	23,532	GF/Tuition
<i>Comp. Rate: 3973 per service</i> THE NATIONAL RESEARCH CENTER FOR/Prospect		3,973	3,973	3,973	GF/Tuition

FEES, PROFESSIONAL AND OTHER SERVICES

University of Southern Mississippi (268-00)

Name of Agency

TYPE OF FEE AND NAME OF VENDOR	Retired w/ PERS	(1) Actual Expenses FY Ending June 30, 2020	(2) Estimated Expenses FY Ending June 30, 2021	(3) Requested Expenses FY Ending June 30, 2022	Fund Source
<i>Comp. Rate: 7710 per service</i>		7,710	7,710	7,710	GF/Tuition
THOMSON REUTERS INC/THOMSON REUTERS INC					
<i>Comp. Rate: 2301 per service</i>		2,301	2,301	2,301	GF/Tuition
TOM MALONE PRODUCTIONS INC/Guest Artist and Lecturer					
<i>Comp. Rate: 2500 per service</i>		2,500	2,500	2,500	GF/Tuition
US WATER SERVICES INC (SEE #63550)/US WATER					
<i>Comp. Rate: 7732 per month</i>		92,779	92,779	92,779	GF/Tuition
VASTEYE ENTERPRISES LLC/Musical Performance with Pride					
<i>Comp. Rate: 1500 per performance</i>		1,500	1,500	1,500	GF/Tuition
WARE IMMIGRATION/FILING FEE/ZHOU ZIKAI					
<i>Comp. Rate: 1440 per service</i>		1,440	1,440	1,440	GF/Tuition
WATER FLOW PRODUCTIONS INC/WATER FLOW					
<i>Comp. Rate: 46661 per service</i>		46,661	46,661	46,661	GF/Tuition
WESTERN INTERSTATE COMMISSION/STATE					
<i>Comp. Rate: 6000 per service</i>		6,000	6,000	6,000	GF/Tuition
WOMEN BAND DIRECTORS/Composition consortium					
<i>Comp. Rate: 2000 per consortium</i>		2,000	2,000	2,000	GF/Tuition
Total 605790 Other Professional Fees & Services		2,105,109	2,105,109	2,105,109	
GRAND TOTAL		2,796,005	2,796,005	2,796,005	

VEHICLE PURCHASE DETAILS

University of Southern Mississippi (268-00)

Name of Agency

Year	Model	Person(s) Assigned To	Vehicle Purpose/Use	Replacement Or New?	FY2022 Req. Cost
-------------	--------------	------------------------------	----------------------------	--------------------------------	-----------------------------

TOTAL VEHICLE REQUEST

**VEHICLE INVENTORY
AS OF JUNE 30, 2020**

University of Southern Mississippi (268-00)

Name of Agency

Vehicle Type	Vehicle Description	Model Year	Model	Person(s) Assigned To	Purpose/Use	Tag Number	Mileage on 6-30-2020	Average Miles per Year	Replacement Proposed	
									FY2021	FY2022
W	JP	2003	LIBERTY	FISHERIES	Athletics	G-25648	75,390	4,435		
P	FD	1996	F250	FISHERIES	Athletics	S-16281	69,263	2,886		
P	GM	2005	NC1	FISHERIES	Passenger	G-33064	77,332	5,155		
W	FD	2006	E350	MOTOR POOL	Athletics	G-35104	73,776	5,270		
W	FD	2007	E45	MEC	Research	G-41720	39,386	3,030		
W	FD	2006	F350	PHY PLANT	Athletics	G-34948	62,579	4,470		
W	FD	2006	VAN	MOTOR POOL	Passenger	G-34939	145,223	10,373		
P	FD	2006	PICKUP	MOTOR POOL	Research	G-34944	99,385	7,099		
P	FD	2006	PICKUP	MOTOR POOL	Research	G-34942	72,336	5,167		
P	FD	2006	PICKUP	PHY PLANT	Facilities Management	G-34940	65,555	4,683		
P	FD	2006	PICKUP	MICROBIOLOGY	Passenger	G-34941	151,270	10,805		
P	FD	2006	PICKUP	PHY PLANT	Facilities Management	G-35105	67,477	4,820		
P	FD	2006	15V	PHY PLANT	Passenger	G-34947	74,232	5,302		
P	FD	2006	PICKUP	PHY PLANT	Facilities Management	G-34946	53,116	3,794		
P	FD	2006	PICKUP	FISHERIES	Facilities Management	G-34943	55,380	3,956		
P	FD	2007	PICKUP	FISHERIES	Facilities Management	G-38590	65,182	5,014		
P	FD	2007	F150	MEC	Facilities Management	G-39275	92,753	7,135		
P	FD	2008	SRW	FISHERIES	Facilities Management	G-44904	51,146	4,262		
W	DG	2000	Ram Van	FISHERIES	Facilities Management	G-49651	165,935	8,297		
W	NISSAN	2011	TITAN	FISHERIES	Research	G-56394	71,537	7,949		
W	FORD	2011	SRW SUPER DUTY	FISHERIES	Research	G-56167	23,480	2,609		
P	FORD	2012	ESCAPE	SEA GRANT SWANN	Research	G-57736	150,585	18,823		
P	FORD	2013	ECONOLINE	MOTOR POOL	Passenger	G-64173	39,455	5,636		
P	DG	2014	Ram Truck	MOTOR POOL	Facilities Management	G-67723	49,813	8,302		
P	CH	2015	Silverado	MICROBIOLOGY	Research	G_68445	18,426	3,685		
P	FD	2015	F150	FISHERIES	Research	G_68814	29,384	5,877		
P	DG	2016	CARAVAN	MOTOR POOL	Research	G-71574	53,743	13,436		

Vehicle Type: (P)assenger/(W)ork

**VEHICLE INVENTORY
AS OF JUNE 30, 2020**

University of Southern Mississippi (268-00)

Name of Agency

Vehicle Type	Vehicle Description	Model Year	Model	Person(s) Assigned To	Purpose/Use	Tag Number	Mileage on 6-30-2020	Average Miles per Year	Replacement Proposed	
									FY2021	FY2022
P	CH	2017	Silverado	FISHERIES	Research	G-75700	10,689	3,563		
P	CH	2017	Silverado	FISHERIES	Research	G-76719	26,630	8,877		
W	FORD	2017	F250	PHYSICAL PLANT	Facilities Management	G-76966	11,240	3,747		
P	Dodge	2018	CARAVAN	SEA GRANT SWANN	Research	G-79908	7,610	3,805		
W	TOYOTA	2019	TACOMA	PHYSICAL PLANT	Facilities Management	G-83660	967	967		
W	NISSAN	2019	NV200	PHYSICAL PLANT	Facilities Management	G-84873	8	8		
P	NISSAN	2019	Pathfinder	MDC	Research	G-82761	4,770	4,770		
P	CHEVROLET	2019	EXPRESS G2500	MOTOR POOL	Research	G-83519	2,452	2,452		
W	FORD	2019	F-250 PICK UP	FISHERIES	Research	G-84043	0	0		
P	Dodge	2019	GRAND CARAVAN		Research	G-84589	0	0		
P	Ford	1995	F-150 PICK UP	ATHLETICS	Facilities Management	G-18289	158,603	6,344		
W	DODGE	2003	VAN	ATHLETICS	Facilities Management	G-43684	143,089	8,417		
W	MERCEDES	2012	Commercial Van	ATHLETICS	Passenger	G-59686	75,786	9,473		
P	CHEVROLET	2008	Silverado	ATHLETICS	Facilities Management	G-74444	116,849	9,737		
W	HYUNDAI	2008	SANTA FE	ATHLETICS	Passenger	G-74806	179,606	14,967		
W	FORD	2018	Transit	ATHLETICS	Passenger	G-80295	11,803	5,902		
P	FORD	2019	TRANSIT	ATHLETICS	Passenger	NA	0	0		
P	Ford	2007	F150 PICK UP	ATHLETIC GROUNDS	Facilities Management	G-40568	27,413	2,109		
P	FORD	2016	F-150 PICK UP	ATHLETIC GROUNDS	Passenger	G-75015	7,686	1,922		
W	FORD	2006	ECONLONE	BAND	Passenger	G-65878	78,525	5,609		
P	Dodge	2005	PICK UP	BIOL. SCI	Research	G-33582	174,229	11,615		
W	CHEVY	2008	SUBURBAN	BIOLOGICAL SCIENCE	Research	G-45883	156,383	13,032		
W	Ford	2011	F150	BIOLOGICAL SCIENCE	Research	G-57592	151,086	16,787		
W	Ford	2015	Transit	BIOLOGICAL SCIENCE	Passenger	G-70856	27,586	5,517		
P	Dodge	2019	RAM 1500	BIOLOGICAL SCIENCE	Research	G-82435	2,891	2,891		
W	NISSAN	2013	ALTIMA	Center for Higher Learning	Passenger	G-64448	5,235	748		
W	Dodge	2008	DURANGO	CONTRACTED BOOKSTORE	Passenger	G-57793	93,638	7,803		

Vehicle Type: (P)assenger/(W)ork

**VEHICLE INVENTORY
AS OF JUNE 30, 2020**

University of Southern Mississippi (268-00)

Name of Agency

Vehicle Type	Vehicle Description	Model Year	Model	Person(s) Assigned To	Purpose/Use	Tag Number	Mileage on 6-30-2020	Average Miles per Year	Replacement Proposed	
									FY2021	FY2022
W	FORD	2017	TRANSIT	English Lang. Inst.	Passenger	G-77371	8,908	2,969		
P	Ford	1995	F-250 PICK UP	GROUNDS	Facilities Management	G-23685	81,456	3,258		
W	Chevrolet	1998	DUMP TRUCK	GROUNDS	Facilities Management	G-07154	170,160	7,735		
P	Jeep	1985	CJ PICK UP	GROUNDS	Passenger	S-8705	161,640	4,618		
P	Ford	1996	1/2 PICK UP	GROUNDS	Facilities Management	S-16409	63,658	2,652		
P	Ford	2007	F150 PICK UP	GROUNDS	Facilities Management	G-40569	40,362	3,105		
P	Ford	2007	F150 PICK UP	GROUNDS	Facilities Management	G-40567	44,777	3,444		
P	Ford	2007	F150 PICK UP	GROUNDS	Facilities Management	G-40566	31,558	2,428		
P	Ford	2013	F150	GROUNDS	Facilities Management	G-62185	33,792	4,827		
P	NISSAN	2000	FRONTIER CREWCAB	GROUNDS	Facilities Management	G-25925	149,122	7,456		
P	Dodge	2018	RAM 1500	GROUNDS	Facilities Management	G-80765	3,583	1,792		
P	Dodge	2018	RAM 1500	GROUNDS	Facilities Management	G-80767	3,757	1,879		
P	Dodge	2018	RAM 1500	GROUNDS	Facilities Management	NA	5,079	2,540		
W	Chevrolet	2009	SUBURBAN	GC DEPT OF COASTAL SCIENCE	Facilities Management	G-49739	50,149	4,559		
P	Dodge	2005	RAM 2500	GC DEPT OF COASTAL SCIENCE	Facilities Management	G-32023	128,740	8,583		
W	Dodge	2003	GRAND CARAVAN	GEOGRAPHY & GEOLOGY	Facilities Management	G-25895	153,890	9,052		
W	Dodge	2016	GRAND CARAVAN	GEOGRAPHY & GEOLOGY	Facilities Management	G-72072	39,893	9,973		
P	FORD	2008	F250 PICK UP	GEOGRAPHY & GEOLOGY	Research	G-46235	42,106	3,509		
W	Ford	2008	CROWN VICTORIAN	GC VICE PRESIDENT	Passenger	G-46526	118,413	9,868		
W	FORD	2011	FUSION	GC ENROLLMENT AND MARKETING	Facilities Management	G-56152	46,509	5,168		
W	FORD	2012	FUSION	GC VICE PRESIDENT	Passenger	G-60665	95,871	11,984		
P	Chevrolet	2012	Colorado	GC Security	Law Enforcement	G-60738	46,827	5,853		
W	Chevrolet	2014	CARGO VAN	GULF PARK GROUNDS	Passenger	G-67378	164,752	27,459		
P	Ford	2015	F150	PHYSICAL PLANT	Facilities Management	G-70528	9,191	1,838		
P	Ford	2015	F150	PHYSICAL PLANT	Facilities Management	G-70646	15,516	3,103		

Vehicle Type: (P)assenger/(W)ork

**VEHICLE INVENTORY
AS OF JUNE 30, 2020**

University of Southern Mississippi (268-00)

Name of Agency

Vehicle Type	Vehicle Description	Model Year	Model	Person(s) Assigned To	Purpose/Use	Tag Number	Mileage on 6-30-2020	Average Miles per Year	Replacement Proposed	
									FY2021	FY2022
P	CHEVROLET	2016	Silverado	PHYSICAL PLANT	Facilities Management	G-73641	8,767	2,192		
P	CHEVROLET	2016	Silverado	PHYSICAL PLANT	Facilities Management	G-73642	8,070	2,018		
W	NISSAN	2018	ROUGE	GP OFFICE OF ADMISSIONS	Passenger	G-81455	6,646	3,323		
W	NISSAN	2018	ROUGE	GP OFFICE OF ADMISSIONS	Passenger	G-81456	5,776	2,888		
W	Chevrolet	2002	EXPRESS 3500	STUDENT HOUSING	Facilities Management	G-22736	110,791	6,155		
P	Dodge	2001	RAM 1500	STUDENT HOUSING	Passenger	G-28757	108,046	5,687		
P	Chevrolet	1994	PICK UP	STUDENT HOUSING	Passenger	G-11879	142,087	5,465		
P	Ford	1996	1/2 TON PICK UP	STUDENT HOUSING	Facilities Management	S-16292	73,834	3,076		
P	Chevrolet	1996	S-10 PICK UP	STUDENT HOUSING	Facilities Management	G-19626	110,854	4,619		
P	Ford	1999	RANGER PICK UP	STUDENT HOUSING	Facilities Management	G-23880	92,126	4,387		
P	Ford	1999	RANGER PICK UP	STUDENT HOUSING	Facilities Management	G-23881	80,872	3,851		
W	CHEVROLET	2004	VENTURE	STUDENT HOUSING	Cargo	G-44258	92,524	5,783		
W	Chevrolet	2005	MALIBU	STUDENT HOUSING	Passenger	G-44259	74,961	4,997		
P	Chevrolet	2000	2500 SILVERADO	STUDENT HOUSING	Facilities Management	G-44260	95,563	4,778		
W	DODGE	2005	CARAVAN	STUDENT HOUSING	Facilities Management	G-46623	99,797	6,653		
P	DODGE	1999	RAM 1500	STUDENT HOUSING	Facilities Management	G-46621	50,406	2,400		
W	Ford	1993	E350 COMM-VAN	STUDENT HOUSING	Facilities Management	G-42738	35,154	1,302		
W	Chevrolet	2008	UPLANDER	STUDENT HOUSING	Passenger	G-47213	119,681	9,973		
P	Dodge	2001	2500 RAM	STUDENT HOUSING	Facilities Management	G-51616	59,182	3,115		
P	Dodge	2001	2500 RAM	STUDENT HOUSING	Facilities Management	G-51615	62,429	3,286		
P	Chevrolet	2005	C1500 PICK UP	STUDENT HOUSING	Facilities Management	G-51614	111,763	7,451		
P	Ford	2014	PICK UP	STUDENT HOUSING	Facilities Management	G-67505	17,426	2,904		
P	Chevrolet	2015	Silverado	STUDENT HOUSING	Facilities Management	G-68447	24,618	4,924		
P	Chevrolet	2015	Silverado	STUDENT HOUSING	Facilities Management	G-68448	13,118	2,624		
P	Chevrolet	2015	Silverado	STUDENT HOUSING	Facilities Management	G-68446	17,403	3,481		

Vehicle Type: (P)assenger/(W)ork

**VEHICLE INVENTORY
AS OF JUNE 30, 2020**

University of Southern Mississippi (268-00)

Name of Agency

Vehicle Type	Vehicle Description	Model Year	Model	Person(s) Assigned To	Purpose/Use	Tag Number	Mileage on 6-30-2020	Average Miles per Year	Replacement Proposed	
									FY2021	FY2022
P	NISSAN	2017	FRONTIER CREWCAB	STUDENT HOUSING	Facilities Management	G-75658	7,861	2,620		
P	NISSAN	2017	FRONTIER CREWCAB	STUDENT HOUSING	Facilities Management	G-75659	5,057	1,686		
W	NISSAN	2017	NV200S	STUDENT HOUSING	Facilities Management	G-75660	7,354	2,451		
W	NISSAN	2017	NV200S	STUDENT HOUSING	Facilities Management	G-75661	5,313	1,771		
P	NISSAN	2018	FRONTIER CREWCAB	STUDENT HOUSING	Facilities Management	NA	1,818	909		
P	NISSAN	2018	FRONTIER CREWCAB	STUDENT HOUSING	Facilities Management	G-82039	1,676	838		
P	CHEVROLET	2018	EXPRESS 2500	STUDENT HOUSING	Passenger	NA	229	115		
P	NISSAN	2019	FRONTIER CREWCAB	STUDENT HOUSING	Facilities Management	NA	86	86		
P	Dodge	2001	1500 RAM PICK UP	STUDENT HOUSING	Facilities Management	G-27877	92,955	4,892		
W	Ford	2006	E-350 VAN	INSTITUTE FOR DISABILITY STUDY	Passenger	G-38901	64,084	4,577		
P	Dodge	2005	Ram 1500	RECREATIONAL SPORTS	Facilities Management	G-54374	92,639	6,176		
W	KIA	2016	Soul	RECREATIONAL SPORTS	Facilities Management	G-76572	8,569	2,142		
W	Chevrolet	2007	UPLANDER	ITECH	Passenger	G-42105	61,946	4,765		
P	Ford	2000	RANGER PICK UP	Building Maintenance	Facilities Management	G-27052	86,708	4,335		
W	Ford	2002	CROWN VICTORIAN	PHYSICAL PLANT	Facilities Management	G-20862	145,893	8,105		
P	Chevrolet	1998	3/4 TON PICK UP	TRANSPORTATION	Facilities Management	G-21882	126,247	5,739		
W	Dodge	2005	CARAVAN	SAFETY	Passenger	G-28755	83,372	5,558		
W	Dodge	1994	15 PASSENGER VAN	CUSTODIAL	Facilities Management	S-14587	145,705	5,604		
P	Dodge	2001	RAM TRUCK	TRANSPORTATION	Facilities Management	G-23687	90,105	4,742		
P	Ford	1995	1 TON TRUCK	ENVIROMENTAL	Facilities Management	S-15871	68,134	2,725		
P	Dodge	1999	DAKOTA PICK UP	Plumbing	Facilities Management	G-09072	57,499	2,738		
P	Dodge	1999	DAKOTA PICK UP	Electrical & Mech. Equip. Maint.	Facilities Management	G-09071	37,307	1,777		

Vehicle Type: (P)assenger/(W)ork

**VEHICLE INVENTORY
AS OF JUNE 30, 2020**

University of Southern Mississippi (268-00)

Name of Agency

Vehicle Type	Vehicle Description	Model Year	Model	Person(s) Assigned To	Purpose/Use	Tag Number	Mileage on 6-30-2020	Average Miles per Year	Replacement Proposed	
									FY2021	FY2022
W	Ford	1995	DUMP TRUCK	TRANSPORTATION	Facilities Management	S-15966	57,392	2,296		
P	Dodge	1996	DAKOTA PICK UP	Plumbing	Facilities Management	S-16384	50,424	2,101		
P	Ford	1996	1/2 TON PICK UP	Enviromental	Facilities Management	S-16415	72,692	3,029		
P	Ford	1995	F150 PICK UP	Building Maintenance	Facilities Management	G-24109	76,075	3,043		
P	Ford	2000	F150 PICK UP	Electrical & Mech. Equip. Maint.	Facilities Management	G-27694	0	0		
P	Ford	2004	STREET SWEEPER	TRANSPORTATION	Facilities Management	NA	0	0		
W	Ford	2004	15 PASSENGER VAN	CUSTODIAL	Passenger	G-30462	60,018	3,751		
P	FORD	2007	PICK UP	Environmental Services	Facilities Management	G-40565	56,070	4,313		
P	FORD	2007	PICK UP	Plumbing	Academic Recruitment	G-40564	22,153	1,704		
P	FORD	2007	PICK UP	Plumbing	Academic Recruitment	G-40570	26,080	2,006		
P	FORD	2007	PICK UP	Building Maintenance	Law Enforcement	G-40571	24,419	1,878		
P	FORD	2007	PICK UP	TRANSPORTATION	Law Enforcement	G-40572	44,416	3,417		
P	FORD	2007	PICK UP	Plumbing	Facilities Management	G-40799	46,632	3,587		
P	FORD	2007	PICK UP	Building Maintenance	Facilities Management	G-40800	37,105	2,854		
P	FORD	2007	PICK UP	Electrical & Mech. Equip. Maint.	Law Enforcement	G-40802	32,649	2,511		
P	FORD	2007	PICK UP	Electrical & Mech. Equip. Maint.	Academic Recruitment	G-40801	31,668	2,436		
P	FORD	2007	RANGER PICK UP	SAFETY	Academic Recruitment	G-41102	16,113	1,239		
P	FORD	2007	RANGER PICK UP	CUSTODIAL	Academic Recruitment	G-41101	20,863	1,605		
P	FORD	2007	RANGER PICK UP	CUSTODIAL	Facilities Management	G-41100	19,244	1,480		
P	FORD	2008	F250 PICK UP	Environmental Services	Passenger	G-43272	36,382	3,032		
W	CHEVROLET	2008	TRAILBLAZE R	TRANSPORTATION	Facilities Management	G-44770	54,946	4,579		
P	FORD	2008	F150 PICK UP	Electrical & Mech. Equip. Maint.	Facilities Management	G-45512	25,973	2,164		
P	FORD	2008	F150 PICK UP	Building Maintenance	Passenger	G-45514	117,380	9,782		
P	FORD	2008	F250 PICK UP	Building Maintenance	Facilities Management	G-45513	37,616	3,135		

Vehicle Type: (P)assenger/(W)ork

**VEHICLE INVENTORY
AS OF JUNE 30, 2020**

University of Southern Mississippi (268-00)

Name of Agency

Vehicle Type	Vehicle Description	Model Year	Model	Person(s) Assigned To	Purpose/Use	Tag Number	Mileage on 6-30-2020	Average Miles per Year	Replacement Proposed	
									FY2021	FY2022
W	Dodge	2009	CARAVAN	Custodial	Passenger	G-49028	33,804	3,073		
P	FORD	2009	RANGER PICK UP	SAFETY	Facilities Management	G-51062	35,694	3,245		
P	Ford	2013	F150	CUSTODIAL	Passenger	G-62189	5,225	746		
P	Ford	2013	F150	MAINTENANCE	Passenger	G-62188	13,583	1,940		
P	Ford	2013	F150	Electrical & Mech. Equip. Maint.	Passenger	G-62187	13,453	1,922		
P	Ford	2013	F150	MAINTENANCE	Passenger	G-62183	14,540	2,077		
P	Ford	2013	F150	Electrical & Mech. Equip. Maint.	Passenger	G-62182	14,527	2,075		
P	Ford	2013	F150	Building Maintenance	Passenger	G-62184	28,264	4,038		
P	Ford	2013	F150	MAINTENANCE	Passenger	G-26186	6,274	896		
W	Altec	1999	Derrick	MAINTENANCE	Facilities Management	G-68934	102,700	4,890		
W	Altec	2000	BUCKET TRUCK	MAINTENANCE	Facilities Management	G-68933	118,764	5,938		
W	DODGE	2013	CARAVAN	Custodial	Facilities Management	G-64172	50,442	7,206		
P	Dodge	2015	RAM	ENVIROMENTAL SERVICES	Facilities Management	G-69030	13,879	2,776		
W	Ford	2015	Transit	Physical Plant	Facilities Management	G-70127	15,282	3,056		
P	Ford	2015	F150	Electrical & Mech. Equip. Maint.	Facilities Management	G-70392	8,253	1,651		
P	Ford	2015	F150	CARPENTER	Facilities Management	G-70393	3,092	618		
P	Ford	1997	F250 PICK UP	Building Maintenance	Facilities Management	G-02776	113,104	4,918		
W	Dodge	2005	CARAVAN	Custodial	Facilities Management	G-28756	139,386	9,292		
W	CHEVROLET	2016	EXPRESS G30	Custodial Services	Passenger	G-74003	8,824	2,206		
W	CHEVROLET	2016	EXPRESS G31	Custodial Services	Passenger	G-74002	10,635	2,659		
W	FORD	2017	Transit	Electrical & Mech. Equip. Maint.	Passenger	G-75054	4,720	1,573		
P	FORD	2016	F-150 PICK UP	Building Maintenance	Passenger	G-75018	4,781	1,195		
P	FORD	2016	F-150 PICK UP	Electrical & Mech. Equip. Maint.	Passenger	G-75014	4,796	1,199		
W	FORD	2011	F-750	Physical Plant	Facilities Management	G-78746	13,698	1,522		
P	Dodge	2019	RAM 1500	Physical Plant	Facilities Management	NA	295	295		
P	Dodge	2019	RAM 1500	Physical Plant	Facilities Management	NA	346	346		
P	DODGE	2019	RAM 1500	Physical Plant	Facilities Management	NA	297	297		

Vehicle Type: (P)assenger/(W)ork

**VEHICLE INVENTORY
AS OF JUNE 30, 2020**

University of Southern Mississippi (268-00)

Name of Agency

Vehicle Type	Vehicle Description	Model Year	Model	Person(s) Assigned To	Purpose/Use	Tag Number	Mileage on 6-30-2020	Average Miles per Year	Replacement Proposed	
									FY2021	FY2022
P	Dodge	2019	RAM 1500	Physical Plant	Facilities Management	NA	297	297		
W	CHEVROLET	2008	IMPALA	Mississippi Polymer Institute	Research	G-45515	128,126	10,677		
W	TOYOTA	2017	CAMRY	Mississippi Polymer Institute	Passenger	G-76957	29,663	9,888		
W	Dodge	2003	CARAVAN	MARINE SCIENCE	Facilities Management	G-26891	189,160	11,127		
P	Ford	1996	PICK UP	MARINE SCIENCE	Facilities Management	S-16128	126,930	5,289		
W	FORD	2012	FUSION	MARINE SCIENCE	Research	G-57738	87,424	10,928		
W	NISSAN	2014	SENTRA MINIVAN	MARINE SCIENCE	Passenger	G-66517	63,731	10,622		
P	CHEVROLET	2018	Silverado	MARINE SCIENCE	Facilities Management	G-79104	5,803	2,902		
P	Ford	2006	F350 PICK UP	MARINE SCIENCE	Facilities Management	G-37783	98,479	7,034		
W	CHEVY	2008	UPLANDER	New Student and Retention	Academic Recruitment	G-46574	23,369	1,947		
W	Dodge	2009	CARAVAN	OFFICE OF ONLINE LEARNING	Passenger	G-49076	89,168	8,106		
P	FORD	2017	F150	OFFICE OF SUSTAINABILITY	Facilities Management	G-77614	3,632	1,211		
W	Ford	2006	FREESTAR	PROPERTY ACCOUNTING	Facilities Management	G-36614	27,949	1,996		
W	NISSAN	2012	VERSA	PROPERTY ACCOUNTING	Passenger	G-60888	38,137	4,767		
P	GMC	2007	CANYON	POST OFFICE	Facilities Management	G-39141	6,603	508		
W	Ford	2006	EXPEDITION	University Police	Law Enforcement	G-34899	153,625	10,973		
W	Ford	2010	CROWN VICTORIAN	University Police	Law Enforcement	G-52577	98,994	9,899		
W	FORD	2011	CROWN VICTORIAN	University Police	Law Enforcement	G-58709	69,637	7,737		
W	FORD	2013	EXPLORER	University Police	Law Enforcement	G-61364	90,995	12,999		
W	Ford	2013	EXPLORER	University Police	Law Enforcement	G-63181	103,768	14,824		
W	Chevrolet	2004	TAHOE	Health Services	Law Enforcement	G-64788	175,930	10,996		
W	Chevrolet	2013	Tahoe	University Police	Law Enforcement	FRG-559	49,180	7,026		
W	CHEVROLET	2014	CAPRICE	University Police	Law Enforcement	G-66571	96,244	16,041		
W	Ford	2014	EXPLORER	University Police	Law Enforcement	G-66763	44,127	7,355		
W	Ford	2014	EXPLORER	University Police	Law Enforcement	G-67890	89,684	14,947		
W	CHEVROLET	2016	IMPALA	University Police	Law Enforcement	G-73175	26,384	6,596		

Vehicle Type: (P)assenger/(W)ork

**VEHICLE INVENTORY
AS OF JUNE 30, 2020**

University of Southern Mississippi (268-00)

Name of Agency

Vehicle Type	Vehicle Description	Model Year	Model	Person(s) Assigned To	Purpose/Use	Tag Number	Mileage on 6-30-2020	Average Miles per Year	Replacement Proposed	
									FY2021	FY2022
W	CHEVROLET	2016	IMPALA	University Police	Law Enforcement	G-73174	40,353	10,088		
W	CHEVROLET	2016	IMPALA	University Police	Law Enforcement	G-73173	41,500	10,375		
W	CHEVROLET	2016	IMPALA	University Police	Law Enforcement	G-73176	39,613	9,903		
W	FORD	2017	TAURUS	University Police	Law Enforcement	FRI-431	26,856	8,952		
W	FORD	2018	EXPEDITION	University Police	Law Enforcement	NA	4,117	2,059		
W	FORD	2018	EXPLORER	University Police	Law Enforcement	G-81187	13,477	6,739		
W	FORD	2018	INTERCEPTOR	University Police	Law Enforcement	G82195	3,439	1,720		
W	Ford	2019	F-150 PICK UP	University Police	Law Enforcement	NA	31	31		
W	FORD	2019	EXPLORER	University Police	Law Enforcement	NA	31	31		
W	Dodge	2018	Charger	University Police	Law Enforcement	NA	117	59		
P	FORD	2016	F-550	Enviromental Services	Facilities Management	G-72688	46,608	11,652		
P	DODGE	2007	RAM 3500	Receiving and Warehousing	Facilities Management	G-65451	31,307	2,408		
W	Ford	2016	TRANSIT	Receiving and Warehousing	Facilities Management	G-73017	11,602	2,901		
W	Chevrolet	2008	UPLANDER	Office of Admissions	Academic Recruitment	G-47212	119,558	9,963		
W	Dodge	2010	CARAVAN	Office of Admissions	Academic Recruitment	G-05269	88,345	8,835		
W	Dodge	2010	CARAVAN	Office of Admissions	Academic Recruitment	G-05267	105,847	10,585		
W	DODGE	2010	GRAND CARAVAN	Office of Admissions	Academic Recruitment	G-55310	100,441	10,044		
W	FORD	2011	FUSION	Office of Admissions	Academic Recruitment	G-56153	75,064	8,340		
W	DODGE	2013	CARAVAN	Office of Admissions	Academic Recruitment	G-61366	74,523	10,646		
W	Dodge	2013	CARAVAN	Office of Admissions	Academic Recruitment	G-61363	96,043	13,720		
W	Ford	2012	FUSION	Office of Admissions	Academic Recruitment	G-61365	126,282	15,785		
W	Dodge	2018	CARAVAN	Office of Admissions	Academic Recruitment	G-82197	9,502	4,751		
W	Dodge	2018	CARAVAN	Office of Admissions	Academic Recruitment	G-82198	8,610	4,305		
W	Dodge	2018	CARAVAN	Office of Admissions	Academic Recruitment	G-82196	11,444	5,722		
W	Dodge	2018	CARAVAN	Office of Admissions	Academic Recruitment	G-82194	10,508	5,254		
P	FORD	2007	RANGER PICK UP	STORES	Facilities Management	G-41099	20,022	1,540		

**VEHICLE INVENTORY
AS OF JUNE 30, 2020**

University of Southern Mississippi (268-00)

Name of Agency

Vehicle Type	Vehicle Description	Model Year	Model	Person(s) Assigned To	Purpose/Use	Tag Number	Mileage on 6-30-2020	Average Miles per Year	Replacement Proposed	
									FY2021	FY2022
W	Ford	2006	EXPEDITION	SOUTHERN REGIONAL PUBLIC SAFETY INSTITUTE	Law Enforcement	G-34898	103,136	7,367		
P	Ford	2002	F150 PICK UP	SOUTHERN REGIONAL PUBLIC SAFETY INSTITUTE	Law Enforcement	G-20927	113,921	6,329		
W	Ford	2002	CROWN VICTORIAN	SOUTHERN REGIONAL PUBLIC SAFETY INSTITUTE	Law Enforcement	G-40955	139,255	7,736		
W	Ford	2003	CROWN VICTORIAN	SOUTHERN REGIONAL PUBLIC SAFETY INSTITUTE	Law Enforcement	G-24113	78,031	4,590		
W	Dodge	2010	Charger	SOUTHERN REGIONAL PUBLIC SAFETY INSTITUTE	Law Enforcement	G-53688	36,484	3,648		
W	Dodge	2010	Charger	SOUTHERN REGIONAL PUBLIC SAFETY INSTITUTE	Law Enforcement	G-55564	42,070	4,207		
W	Chevrolet	2014	CAPRICE	SOUTHERN REGIONAL PUBLIC SAFETY INSTITUTE	Law Enforcement	G-66572	30,183	5,031		
W	Ford	2008	CROWN VICTORIAN	SOUTHERN REGIONAL PUBLIC SAFETY INSTITUTE	Law Enforcement	G-74667	171,396	14,283		
W	Ford	2009	CROWN VICTORIAN	SOUTHERN REGIONAL PUBLIC SAFETY INSTITUTE	Law Enforcement	G-74662	166,238	15,113		
W	Ford	2010	CROWN VICTORIAN	SOUTHERN REGIONAL PUBLIC SAFETY INSTITUTE	Law Enforcement	G-74663	161,420	16,142		
W	Ford	2010	CROWN VICTORIAN	SOUTHERN REGIONAL PUBLIC SAFETY INSTITUTE	Law Enforcement	G-74664	158,567	15,857		
W	Ford	2008	CROWN VICTORIAN	SOUTHERN REGIONAL PUBLIC SAFETY INSTITUTE	Law Enforcement	G-74665	113,820	9,485		
W	Dodge	2005	CARAVAN	Social Work	Passenger	G-29873	142,713	9,514		
W	Dodge	2005	CARAVAN	Social Work	Passenger	G-29874	163,586	10,906		
W	Chevrolet	2013	IMPALA	PARKING AND TRANSPORTATION	Passenger	G-64109	22,888	3,270		
W	NISSAN	2016	VERSA	PARKING AND TRANSPORTATION	Facilities Management	G-73711	14,273	3,568		
W	NISSAN	2016	VERSA	PARKING AND TRANSPORTATION	Facilities Management	G-73710	13,260	3,315		
P	FORD	2017	F250	PARKING MANAGEMENT	Facilities Management	G-77245	15,270	5,090		
W	Ford	2009	ECONLONE	BROADCASTING	Passenger	G-64807	131,783	11,980		
W	Dodge	2019	RAM 3500	OFFICE OF SCIENCE & TECH	Facilities Management	NA	1,680	1,680		
W	NISSAN	2020	Pathfinder	Vice President of Research	Passenger	NA	102	5,000		
W	Dodge	2019	RAM 1500	STUDENT HOUSING	Facilities Management	NA	1,000	1,000		

Vehicle Type: (P)assenger/(W)ork

**VEHICLE POOL MEMBER LIST
2022 BUDGET REQUEST**

University of Southern Mississippi (268-00)

Name of Agency

See attached vehicle pool list.

**PRIORITY OF DECISION UNITS
FISCAL YEAR 2022**

University of Southern Mississippi (268-00)

Name of Agency

Program	Decision Unit	Object	Amount
Priority # 1			
Program # 1: Instruction	Restore FY 2020		
		Salaries	548,482
		Totals	<u>548,482</u>
		General Funds	548,482
Program # 2: Research	Restore FY 2020		
		Contractual	300,000
		Totals	<u>300,000</u>
		General Funds	300,000
Program # 5: Student Services	Restore FY 2020		
		Salaries	250,000
		Totals	<u>250,000</u>
		General Funds	250,000
Program # 6: Institutional Support	Restore FY 2020		
		Contractual	200,000
		Totals	<u>200,000</u>
		General Funds	200,000
Program # 7: Operation & Maintenance	Capital Renewal		
		Subsidies	2,000,000
		Totals	<u>2,000,000</u>
		State Support Special Funds	2,000,000
Program # 8: Scholarship & Fellowships	Restore FY 2020		
		Contractual	400,000
		Totals	<u>400,000</u>
		General Funds	400,000

CAPITAL LEASES

University of Southern Mississippi (268-00)

Name of Agency

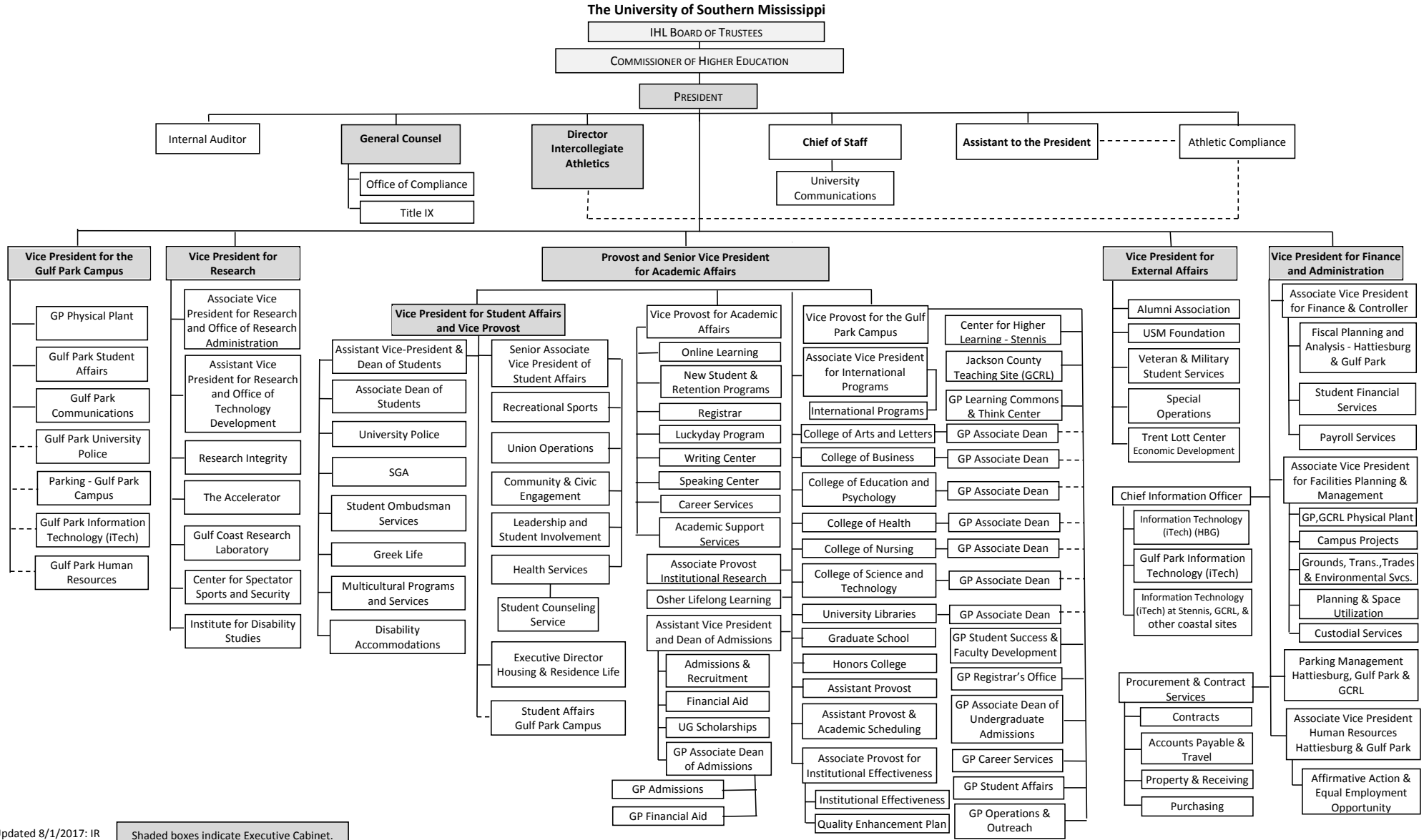
VENDOR/ ITEM LEASED	Original Date of Lease	Original No. of Months of Lease	No. of Months Remaining on 6-30-20	Last Payment Date	Interest Rate	Amount of Each Payment			Total of Payments To Be Made										
						Actual FY 2020			Estimated FY 2021			Requested FY 2022							
						Principal	Interest	Total	Principal	Interest	Total	Principal	Interest	Total					

Summary of 3% General Fund Program Reduction to FY 2021 Appropriated Funding by Major Object

University of Southern Mississippi (268-00)

Name of Agency

Major Object	FY2021 General Fund Reduction	EFFECT ON FY2021 STATE SUPPORT SPECIAL FUNDS	EFFECT ON FY2021 FEDERAL FUNDS	EFFECT ON FY2021 OTHER SPECIAL FUNDS	TOTAL 3% REDUCTIONS
SALARIES, WAGES, FRINGE	(1,764,636)				(1,764,636)
TRAVEL					
CONTRACTUAL					
COMMODITIES					
OTHER THAN EQUIPMENT					
EQUIPMENT					
VEHICLES					
WIRELESS COMM. DEVS.					
SUBSIDIES, LOANS, ETC					
TOTALS	(1,764,636)				(1,764,636)





Updated 8/1/2017: IR

Shaded boxes indicate Executive Cabinet.

BOARD OF TRUSTEES OF STATE
INSTITUTIONS OF HIGHER LEARNING
STATE OF MISSISSIPPI

Schedule A
Salaries and Wages

Agency: USM - Hattiesburg Campus 268-00

	Actual Expenses		Estimated Expenses		Required for	
	FY Ending		FY Ending		FY Ending	
	June 30, 2020		June 30, 2021		June 30, 2022	
	FTE	Dollars	FTE	Dollars	FTE	Dollars
CURRENT POSITIONS:						
1100 - Exec, Admin & Managerial	33.00	4,872,447	37.00	5,195,924	37.00	5,195,924
1200 - Faculty						
9 month	610.00	41,195,024.00	650.00	43,929,920	650.00	43,929,920
12 month	26.00	1,752,980.00	28.00	1,869,359	28.00	1,869,359
Other	<u>13.00</u>	<u>876,490.00</u>	<u>15.00</u>	<u>934,679</u>	<u>15.00</u>	<u>934,679</u>
Total Faculty	649.00	43,824,494	691.00	46,733,958	691.00	46,733,958
1300 - Professional Non-faculty	416.00	20,943,191	365.00	22,333,588	365.00	22,333,588
1400 - Clerical and Secretarial	149.00	4,478,811	174.00	4,776,155	174.00	4,776,155
1500 - Technical & Paraprofessional	45.00	1,810,653	66.00	1,930,860	66.00	1,930,860
1600 - Skilled Crafts	25.00	764,540	29.00	815,297	29.00	815,297
1700 - Services/Maintenance	113.00	3,369,660	117.00	3,593,368	117.00	3,593,368
1800 - Students	<u>418.00</u>	<u>6,119,388</u>	<u>442.00</u>	<u>6,525,648</u>	<u>442.00</u>	<u>6,525,648</u>
TOTAL	1,848.00	86,183,184	1,921.00	91,904,798	1,921.00	91,904,798
NEW POSITIONS REQUIRED FOR FY 2022:					FTE	Dollars
1100 - Exec, Admin & Managerial					0.00	0
1200 - Faculty					0.00	0
9 month					3.00	190,000
12 month					0.00	0
Other					0.00	0
1300 - Professional Non-faculty					0.00	0
1400 - Clerical and Secretarial	0.00	0				
1500 - Technical & Paraprofessional	0.00	0				
1600 - Skilled Crafts	0.00	0				
1700 - Services/Maintenance	0.00	0				
1800 - Students	<u>0.00</u>	<u>0</u>				
TOTAL			3.00	190,000		
PROMOTIONS, REALIGNMENTS, RECLASSIFICATIONS FOR FY 2022:					Dollars	
1100 - Exec, Admin & Managerial					0	
1200 - Faculty					0	
9 month					400,000	
12 month					0	
Other					0	
1300 - Professional Non-faculty					0	
1400 - Clerical and Secretarial	0					
1500 - Technical & Paraprofessional	0					
1600 - Skilled Crafts	0					
1700 - Services/Maintenance	0					
1800 - Students	<u>0</u>					
TOTAL		400,000				
GRAND TOTAL Salaries and Wages	1,848.00	86,183,184	1,921.00	91,904,798	1,924.00	92,494,798

BOARD OF TRUSTEES OF STATE
INSTITUTIONS OF HIGHER LEARNING
STATE OF MISSISSIPPI

Schedule A-1
Fringe Benefits

Agency: USM - Hattiesburg Campus 268-00

	Actual Expenses FY Ending 6/30/2020	Estimated Expenses FY Ending 6/30/2021	Continuation Required for FY Ending 6/30/2022
CURRENT POSITIONS:			
3910 - Employees' Retirement Matching	13,890,117	14,821,585	14,821,584
3920 - FICA Matching	5,841,069	6,232,770	6,232,770
3930 - Workers' Compensation	821,282	876,357	876,357
3940 - Health Insurance Contribution	5,935,192	6,599,852	6,599,852
3950 - Group Life Insurance	78,788	84,072	84,072
3960 - Civil Service (Agriculture Units)	0	0	0
3970 - Unemployment Tax	133,480	142,431	142,431
3980 - Remission of Fees	<u>10,157,477</u>	<u>10,571,987</u>	<u>10,571,987</u>
TOTAL Fringe Benefits for Continuing Employees	36,857,405	39,329,053	39,329,053
ESTIMATED FRINGE BENEFITS REQUIRED FOR NEW POSITIONS FOR FY 2022:			
3910 - Employees' Retirement Matching			33,600
3920 - FICA Matching			14,535
3930 - Workers' Compensation			6,365
3940 - Health Insurance Contribution			10,000
3950 - Group Life Insurance			1,000
3960 - Civil Service (Agriculture Units)			0
3970 - Unemployment Tax			1,000
3980 - Remission of Fees			<u>0</u>
TOTAL Fringe Benefits for New Positions			66,500
FRINGE BENEFITS FOR PROMOTIONS, REALIGNMENTS, RECLASSIFICATIONS FOR FY 2022:			
3910 - Employees' Retirement Matching			75,000
3920 - FICA Matching			33,000
3930 - Workers' Compensation			5,000
3940 - Health Insurance Contribution			22,000
3950 - Group Life Insurance			5,000
3960 - Civil Service (Agriculture Units)			0
3970 - Unemployment Tax			1,982
3980 - Remission of Fees			<u>0</u>
TOTAL Fringe Benefits for Promotions, etc.			141,982
GRAND TOTAL Fringe Benefits	36,857,405	39,329,053	39,537,535
SUBTOTAL SALARIES, WAGES & FRINGE BENEFITS	123,040,589	131,233,851	132,032,333
LESS VACANCY RATE	0	-2,626,681	-2,626,681
TOTAL SALARIES, WAGES & FRINGE BENEFITS	123,040,589	128,607,170	129,405,652

Agency Revenue Source Report - FY20 Data

As Required by HB 831, 2015 Legislative Session And SB 2387, 2016 Legislative Session

Agency Name University of Southern Mississippi -HB Campus

Budget Year 2020

State Support Sources Amount Received

General Funds 59,335,031

State Support Special Funds Amount Received

Education Enhancement Funds 11,604,043

Health Care Expendable Funds

Tobacco Control Funds

Capital Expense Funds 2,377,951

Budget Contingency Funds 0

Working Cash Stabilization Reserve Funds

Special Funds Amount Received

Sample Special Fund #1

Sample Special Fund #2

Add Rows for Additional Special Funds

List all Federal Funds as its most specific level, such as an office or division, not the federal department.

Federal Funds Amount Received Action or results promised in order to receive funds

Sample Federal Fund #1 Fund Summaries should be available October 1, 2020.

Sample Federal Fund #2

Description of any Maintenance of Effort agreements entered into with any federal agency or subdivision thereof

Add Rows for Additional Special Funds

Revenue from Tax, Fine or Fee Assessed

Sample Tax, Fine, Fee #1 Amount Assessed N/A

Copy Entire Section to Add New Item Amount Collected Fund Summaries should be available October 1, 2020.

Authority to Collect Board Policy # 702.03 , Approval of Tuition, Fees, and other student charges

Method of Determining Assessment N/A

Method of Collection Board Policy # 702.03 , Approval of Tuition, Fees, and other student charges

Amt. & Purpose for which Expended

Amount Purpose

Fund Summaries should be available October 1, 2020.	

Amount Transferred to General Fund

Authority for Transfer to General Fund

Amount Transferred to Another Entity

Authority for Transfer to Other Entity

Name of Other Entity

Fiscal Year-Ending Balance