

University of Southern Mississippi

118 College Drive, Box 5001 - Hattiesburg, MS 39406

Dr. Joseph S. Paul, President

AGENCY

ADDRESS

CHIEF EXECUTIVE OFFICER

	Actual Expenses June 30,2023	Estimated Expenses June 30,2024	Requested For June 30,2025	Requested Over/(Under) Estimated	
				AMOUNT	PERCENT
I. A. PERSONAL SERVICES					
1. Salaries, Wages & Fringe Benefits (Base)	118,937,265	138,735,354	141,566,687		
a. Additional Compensation					
b. Proposed Vacancy Rate (Dollar Amount)			2,831,333		
c. Per Diem					
Total Salaries, Wages & Fringe Benefits	118,937,265	138,735,354	138,735,354		
2. Travel					
a. Travel & Subsistence (In-State)	242,077	1,071,232	1,071,232		
b. Travel & Subsistence (Out-Of-State)	560,252				
c. Travel & Subsistence (Out-Of-Country)					
Total Travel	802,329	1,071,232	1,071,232		
B. CONTRACTUAL SERVICE S (Schedule B)					
a. Tuition, Rewards & Awards	22,773,571	22,830,080	22,830,080		
b. Communications, Transportation & Utilities	5,931,983	6,190,031	6,190,031		
c. Public Information	796,387	822,422	822,422		
d. Rents	381,868	407,832	407,832		
e. Repairs & Service	744,577	790,738	790,738		
f. Fees, Professional & Other Services	4,359,833	4,359,833	4,359,833		
g. Other Contractual Services	4,834,501	5,125,130	5,125,130		
h. Data Processing	3,403,559	3,584,520	3,584,520		
i. Other	589,605	627,117	627,117		
Total Contractual Services	43,815,884	44,737,703	44,737,703		
C. COMMODITIES (Schedule C)					
a. Maintenance & Construction Materials & Supplies	235,221	263,417	263,417		
b. Printing & Office Supplies & Materials	767,793	785,577	785,577		
c. Equipment, Repair Parts, Supplies & Accessories	480,541	493,200	493,200		
d. Professional & Scientific Supplies & Materials	966,299	960,890	960,890		
e. Other Supplies & Materials	1,230,231	1,248,140	1,248,140		
Total Commodities	3,680,085	3,751,224	3,751,224		
D. CAPITAL OUTLAY					
1. Total Other Than Equipment (Schedule D-1)	61,785	92,887	92,887		
2. Equipment (Schedule D-2)					
b. Road Machinery, Farm & Other Working Equipment	25,503	139,754	139,754		
c. Office Machines, Furniture, Fixtures & Equipment	8,960	40,000	40,000		
d. IS Equipment (Data Processing & Telecommunications)	82,576	175,000	175,000		
e. Equipment - Lease Purchase					
f. Other Equipment	24,432	65,000	65,000		
Total Equipment (Schedule D-2)	141,471	419,754	419,754		
3. Vehicles (Schedule D-3)					
4. Wireless Comm. Devices (Schedule D-4)					
E. SUBSIDIES, LOANS & GRANTS (Schedule E)	23,214,454	50,190,491	33,308,821	(16,881,670)	(33.64%)
TOTAL EXPENDITURES	190,653,273	238,998,645	222,116,975	(16,881,670)	(7.06%)
II. BUDGET TO BE FUNDED AS FOLLOWS:					
Cash Balance-Unencumbered					
General Fund Appropriation (Enter General Fund Lapse Below)	68,028,226	68,499,524	68,499,524		
State Support Special Funds	16,898,813	25,804,105	19,922,435	(5,881,670)	(22.79%)
Federal Funds					
Other Special Funds (Specify)					
Tuition	95,665,494	104,099,218	104,099,218		
Other	6,560,740	7,433,298	7,433,298		
2022 IHL Capital Improvement Fund (HB 603)		33,162,500	22,162,500	(11,000,000)	(33.17%)
DFA Transfers (SB 3045)	3,500,000				
Less: Estimated Cash Available Next Fiscal Period					
TOTAL FUNDS (equals Total Expenditures above)	190,653,273	238,998,645	222,116,975	(16,881,670)	(7.06%)
GENERAL FUND LAPSE					
III: PERSONNEL DATA					
Number of Positions Authorized in Appropriation Bill	a.) Perm Full	1,977	2,076	2,076	
	b.) Perm Part				
	c.) T-L Full				
	d.) T-L Part				
Average Annual Vacancy Rate (Percentage)	a.) Perm Full				
	b.) Perm Part				
	c.) T-L Full				
	d.) T-L Part				

Approved by: Dr. Joseph S. Paul
Official of Board or Commission

Submitted by: Lynn Smith

Date: 7/27/2023 11:32 AM

Budget Officer: Lynn Smith / Lynn.Smith@usm.edu

Phone Number: 601-266-4632

Title: Director of Fiscal Planning

REQUEST BY FUNDING SOURCE

Name of Agency : University of Southern Mississippi

Specify Funding Sources As Shown Below	FY 2023 Actual Amount	% of Line Item	% of Total Budget	FY 2024 Estimated Amount	% of Line Item	% of Total Budget	FY 2025 Requested Amount	% of Line Item	% of Total Budget
1. General _____ State Support Special (Specify) _____	43,866,258	36.88%		48,805,032	35.18%		48,805,032	35.18%	
2. Budget Contingency Fund									
3. Education Enhancement Fund	9,134,875	7.68%		10,464,834	7.54%		10,464,834	7.54%	
4. Health Care Expendable Fund									
5. Tobacco Control Fund									
6. Capital Expense Fund									
7. Working Cash Stabilization Reserve Fund									
8. BP Settlement Fund									
9. Gulf Coast Restoration Fund									
10. Coronavirus Local Fiscal Recovery Fund									
11. Coronavirus State Fiscal Recovery Fund									
12. Coronavirus State Fiscal Recovery Lost Revenue Fund									
13. MS Assoc of Ind Colleges and Univ (MAICU) Fund									
14. Federal _____ Other Special (Specify) _____									
15. Tuition	61,704,441	51.88%		74,169,358	53.46%		74,169,358	53.46%	
16. Other	4,231,691	3.56%		5,296,130	3.82%		5,296,130	3.82%	
17. 2022 IHL Capital Improvement Fund (HB									
18. DFA Transfers (SB 3045)									
Total Salaries	118,937,265		62.38%	138,735,354		58.05%	138,735,354		62.46%
1. General _____ State Support Special (Specify) _____	295,914	36.88%		376,843	35.18%		376,843	35.18%	
2. Budget Contingency Fund									
3. Education Enhancement Fund	61,622	7.68%		80,803	7.54%		80,803	7.54%	
4. Health Care Expendable Fund									
5. Tobacco Control Fund									
6. Capital Expense Fund									
7. Working Cash Stabilization Reserve Fund									
8. BP Settlement Fund									
9. Gulf Coast Restoration Fund									
10. Coronavirus Local Fiscal Recovery Fund									
11. Coronavirus State Fiscal Recovery Fund									
12. Coronavirus State Fiscal Recovery Lost Revenue Fund									
13. MS Assoc of Ind Colleges and Univ (MAICU) Fund									
14. Federal _____ Other Special (Specify) _____									
15. Tuition	416,247	51.88%		572,692	53.46%		572,692	53.46%	
16. Other	28,546	3.56%		40,894	3.82%		40,894	3.82%	
17. 2022 IHL Capital Improvement Fund (HB									
18. DFA Transfers (SB 3045)									
Total Travel	802,329		0.42%	1,071,232		0.45%	1,071,232		0.48%

REQUEST BY FUNDING SOURCE

Name of Agency : University of Southern Mississippi

Specify Funding Sources As Shown Below	FY 2023 Actual Amount	% of Line Item	% of Total Budget	FY 2024 Estimated Amount	% of Line Item	% of Total Budget	FY 2025 Requested Amount	% of Line Item	% of Total Budget
1. General _____ State Support Special (Specify) _____	16,160,107	36.88%		15,738,058	35.18%		15,738,058	35.18%	
2. Budget Contingency Fund									
3. Education Enhancement Fund	3,365,242	7.68%		3,374,573	7.54%		3,374,573	7.54%	
4. Health Care Expendable Fund									
5. Tobacco Control Fund									
6. Capital Expense Fund									
7. Working Cash Stabilization Reserve Fund									
8. BP Settlement Fund									
9. Gulf Coast Restoration Fund									
10. Coronavirus Local Fiscal Recovery Fund									
11. Coronavirus State Fiscal Recovery Fund									
12. Coronavirus State Fiscal Recovery Lost Revenue Fund									
13. MS Assoc of Ind Colleges and Univ (MAICU) Fund									
14. Federal _____ Other Special (Specify) _____									
15. Tuition	22,731,602	51.88%		23,917,240	53.46%		23,917,240	53.46%	
16. Other	1,558,933	3.56%		1,707,832	3.82%		1,707,832	3.82%	
17. 2022 IHL Capital Improvement Fund (HB									
18. DFA Transfers (SB 3045)									
Total Contractual	43,815,884		22.98%	44,737,703		18.72%	44,737,703		20.14%
1. General _____ State Support Special (Specify) _____	1,357,283	36.88%		1,319,625	35.18%		1,319,625	35.18%	
2. Budget Contingency Fund									
3. Education Enhancement Fund	282,646	7.68%		282,956	7.54%		282,956	7.54%	
4. Health Care Expendable Fund									
5. Tobacco Control Fund									
6. Capital Expense Fund									
7. Working Cash Stabilization Reserve Fund									
8. BP Settlement Fund									
9. Gulf Coast Restoration Fund									
10. Coronavirus Local Fiscal Recovery Fund									
11. Coronavirus State Fiscal Recovery Fund									
12. Coronavirus State Fiscal Recovery Lost Revenue Fund									
13. MS Assoc of Ind Colleges and Univ (MAICU) Fund									
14. Federal _____ Other Special (Specify) _____									
15. Tuition	1,909,222	51.88%		2,005,443	53.46%		2,005,443	53.46%	
16. Other	130,934	3.56%		143,200	3.82%		143,200	3.82%	
17. 2022 IHL Capital Improvement Fund (HB									
18. DFA Transfers (SB 3045)									
Total Commodities	3,680,085		1.93%	3,751,224		1.57%	3,751,224		1.69%

REQUEST BY FUNDING SOURCE

Name of Agency : University of Southern Mississippi

Specify Funding Sources As Shown Below	FY 2023 Actual Amount	% of Line Item	% of Total Budget	FY 2024 Estimated Amount	% of Line Item	% of Total Budget	FY 2025 Requested Amount	% of Line Item	% of Total Budget
1. General _____ State Support Special (Specify) _____	22,787	36.88%		32,676	35.18%		32,676	35.18%	
2. Budget Contingency Fund									
3. Education Enhancement Fund	4,745	7.68%		7,006	7.54%		7,006	7.54%	
4. Health Care Expendable Fund									
5. Tobacco Control Fund									
6. Capital Expense Fund									
7. Working Cash Stabilization Reserve Fund									
8. BP Settlement Fund									
9. Gulf Coast Restoration Fund									
10. Coronavirus Local Fiscal Recovery Fund									
11. Coronavirus State Fiscal Recovery Fund									
12. Coronavirus State Fiscal Recovery Lost Revenue Fund									
13. MS Assoc of Ind Colleges and Univ (MAICU) Fund									
14. Federal _____ Other Special (Specify) _____									
15. Tuition	32,055	51.88%		49,659	53.46%		49,659	53.46%	
16. Other	2,198	3.56%		3,546	3.82%		3,546	3.82%	
17. 2022 IHL Capital Improvement Fund (HB									
18. DFA Transfers (SB 3045)									
Total Capital Other Than Equipment	61,785		0.03%	92,887		0.04%	92,887		0.04%
1. General _____ State Support Special (Specify) _____	52,177	36.88%		147,663	35.18%		147,663	35.18%	
2. Budget Contingency Fund									
3. Education Enhancement Fund	10,866	7.68%		31,662	7.54%		31,662	7.54%	
4. Health Care Expendable Fund									
5. Tobacco Control Fund									
6. Capital Expense Fund									
7. Working Cash Stabilization Reserve Fund									
8. BP Settlement Fund									
9. Gulf Coast Restoration Fund									
10. Coronavirus Local Fiscal Recovery Fund									
11. Coronavirus State Fiscal Recovery Fund									
12. Coronavirus State Fiscal Recovery Lost Revenue Fund									
13. MS Assoc of Ind Colleges and Univ (MAICU) Fund									
14. Federal _____ Other Special (Specify) _____									
15. Tuition	73,395	51.88%		224,405	53.46%		224,405	53.46%	
16. Other	5,033	3.56%		16,024	3.82%		16,024	3.82%	
17. 2022 IHL Capital Improvement Fund (HB									
18. DFA Transfers (SB 3045)									
Total Capital Equipment	141,471		0.07%	419,754		0.18%	419,754		0.19%

REQUEST BY FUNDING SOURCE

Name of Agency : University of Southern Mississippi

Specify Funding Sources As Shown Below	FY 2023 Actual Amount	% of Line Item	% of Total Budget	FY 2024 Estimated Amount	% of Line Item	% of Total Budget	FY 2025 Requested Amount	% of Line Item	% of Total Budget
1. General _____ State Support Special (Specify) _____									
2. Budget Contingency Fund									
3. Education Enhancement Fund									
4. Health Care Expendable Fund									
5. Tobacco Control Fund									
6. Capital Expense Fund									
7. Working Cash Stabilization Reserve Fund									
8. BP Settlement Fund									
9. Gulf Coast Restoration Fund									
10. Coronavirus Local Fiscal Recovery Fund									
11. Coronavirus State Fiscal Recovery Fund									
12. Coronavirus State Fiscal Recovery Lost Revenue Fund									
13. MS Assoc of Ind Colleges and Univ (MAICU) Fund									
14. Federal _____ Other Special (Specify) _____									
15. Tuition									
16. Other									
17. 2022 IHL Capital Improvement Fund (HB									
18. DFA Transfers (SB 3045)									
Total Vehicles									
1. General _____ State Support Special (Specify) _____									
2. Budget Contingency Fund									
3. Education Enhancement Fund									
4. Health Care Expendable Fund									
5. Tobacco Control Fund									
6. Capital Expense Fund									
7. Working Cash Stabilization Reserve Fund									
8. BP Settlement Fund									
9. Gulf Coast Restoration Fund									
10. Coronavirus Local Fiscal Recovery Fund									
11. Coronavirus State Fiscal Recovery Fund									
12. Coronavirus State Fiscal Recovery Lost Revenue Fund									
13. MS Assoc of Ind Colleges and Univ (MAICU) Fund									
14. Federal _____ Other Special (Specify) _____									
15. Tuition									
16. Other									
17. 2022 IHL Capital Improvement Fund (HB									
18. DFA Transfers (SB 3045)									
Total Wireless Communication Devs.									

REQUEST BY FUNDING SOURCE

Name of Agency : University of Southern Mississippi

Specify Funding Sources As Shown Below	FY 2023 Actual Amount	% of Line Item	% of Total Budget	FY 2024 Estimated Amount	% of Line Item	% of Total Budget	FY 2025 Requested Amount	% of Line Item	% of Total Budget
1. General _____ State Support Special (Specify) _____	6,273,700	27.02%		2,079,627	4.14%		2,079,627	6.24%	
2. Budget Contingency Fund									
3. Education Enhancement Fund	1,237,446	5.33%		261,027	0.52%		195,917	0.59%	
4. Health Care Expendable Fund									
5. Tobacco Control Fund									
6. Capital Expense Fund	2,801,371	12.07%		11,301,244	22.52%		5,484,684	16.47%	
7. Working Cash Stabilization Reserve Fund									
8. BP Settlement Fund									
9. Gulf Coast Restoration Fund									
10. Coronavirus Local Fiscal Recovery Fund									
11. Coronavirus State Fiscal Recovery Fund									
12. Coronavirus State Fiscal Recovery Lost Revenue Fund									
13. MS Assoc of Ind Colleges and Univ (MAICU) Fund									
14. Federal _____ Other Special (Specify) _____									
15. Tuition	8,798,532	37.90%		3,160,420	6.30%		3,160,420	9.49%	
16. Other	603,405	2.60%		225,673	0.45%		225,673	0.68%	
17. 2022 IHL Capital Improvement Fund (HB)				33,162,500	66.07%		22,162,500	66.54%	
18. DFA Transfers (SB 3045)	3,500,000	15.08%							
Total Subsidies	23,214,454		12.18%	50,190,491		21.00%	33,308,821		15.00%
1. General _____ State Support Special (Specify) _____	68,028,226	35.68%		68,499,524	28.66%		68,499,524	30.84%	
2. Budget Contingency Fund									
3. Education Enhancement Fund	14,097,442	7.39%		14,502,861	6.07%		14,437,751	6.50%	
4. Health Care Expendable Fund									
5. Tobacco Control Fund									
6. Capital Expense Fund	2,801,371	1.47%		11,301,244	4.73%		5,484,684	2.47%	
7. Working Cash Stabilization Reserve Fund									
8. BP Settlement Fund									
9. Gulf Coast Restoration Fund									
10. Coronavirus Local Fiscal Recovery Fund									
11. Coronavirus State Fiscal Recovery Fund									
12. Coronavirus State Fiscal Recovery Lost Revenue Fund									
13. MS Assoc of Ind Colleges and Univ (MAICU) Fund									
14. Federal _____ Other Special (Specify) _____									
15. Tuition	95,665,494	50.18%		104,099,217	43.56%		104,099,217	46.87%	
16. Other	6,560,740	3.44%		7,433,299	3.11%		7,433,299	3.35%	
17. 2022 IHL Capital Improvement Fund (HB)				33,162,500	13.88%		22,162,500	9.98%	
18. DFA Transfers (SB 3045)	3,500,000	1.84%							
TOTAL	190,653,273		100.00%	238,998,645		100.00%	222,116,975		100.00%

SPECIAL FUNDS DETAIL

University of Southern Mississippi (268-00)

Name of Agency

S. STATE SUPPORT SPECIAL FUNDS		(1) Actual Revenues FY 2023	(2) Estimated Revenues FY 2024	(3) Requested Revenues FY 2025
Source (Fund Number)	Detailed Description of Source			
Budget Contingency Fund	BCF - Budget Contingency Fund			
Education Enhancement Fund	EEF - Education Enhancement Fund	14,097,442	14,502,861	14,437,751
Health Care Expendable Fund	HCEF - Health Care Expendable Fund			
Tobacco Control Fund	TCF - Tobacco Control Fund			
Capital Expense Fund	CEF - Capital Expense Fund	2,801,371	11,301,244	5,484,684
Working Cash Stabilization Reserve Fund	WCSSF - Working Cash Stabilization Reserve Fund			
BP Settlement Fund	BPSF - BP Settlement Fund			
Gulf Coast Restoration Fund	GCRF - Gulf Coast Restoration Fund			
Coronavirus Local Fiscal Recovery Fund	CLFRF - Coronavirus Local Fiscal Recovery Fund			
Coronavirus State Fiscal Recovery Fund	CSFRF - Coronavirus State Fiscal Recovery Fund			
Coronavirus State Fiscal Recovery Lost Revenue Fund	CLFRLRF - Coronavirus State Fiscal Recovery Lost Revenue Fund			
MS Assoc of Ind Colleges and Univ (MAICU) Fund	MAICUF - MS Assoc of Independent Colleges and Universities Fund			
State Support Special Fund TOTAL		16,898,813	25,804,105	19,922,435
STATE SUPPORT SPECIAL FUND LAPSE				

A. FEDERAL FUNDS *		Percentage Match Requirement	(1) Actual Revenues FY 2023	(2) Estimated Revenues FY 2024	(3) Requested Revenues FY 2025
Source (Fund Number)	Detailed Description of Source	FY 2024 FY 2025			
	Cash Balance-Unencumbered				
Federal Fund TOTAL					

B. OTHER SPECIAL FUNDS (NON-FED'L)		(1) Actual Revenues FY 2023	(2) Estimated Revenues FY 2024	(3) Requested Revenues FY 2025
Source (Fund Number)	Detailed Description of Source			
	Cash Balance-Unencumbered			
Tuition (0)		95,665,494	104,099,218	104,099,218
Other (0)		6,560,740	7,433,298	7,433,298
2022 IHL Capital Improvement Fund (0)			33,162,500	22,162,500
DFA Transfers (0)		3,500,000		
NEW (0)				
Other Special Fund TOTAL		105,726,234	144,695,016	133,695,016

SECTIONS S + A + B TOTAL		122,625,047	170,499,121	153,617,451
---------------------------------	--	--------------------	--------------------	--------------------

C. TREASURY FUND/BANK ACCOUNTS *			(1) Reconciled Balance as of 6/30/23	(2) Balance as of 6/30/24	(3) Balance as of 6/30/25
Name of Fund/Account	Fund/Account Number	Name of Bank (If Applicable)			

* Any non-federal funds that have restricted uses must be identified and narrative of restrictions attached.

**NARRATIVE OF SPECIAL FUNDS DETAIL AND TREASURY
FUND/BANK ACCOUNTS**

University of Southern Mississippi (268-00)

Name of Agency

STATE SUPPORT SPECIAL FUNDS

State Support Special Funds include the following:

1. Educational Enhancement Funds (EEF) - These funds are appropriated to K-12 and higher education based on \$.01 cent of every \$1.00 of sales tax revenue.
2. Capital Expense Funds - These funds are allocated to help universities maintain state facilities in a cost effective manner.
EEF Reapprop to FY24 = \$65,110; CEF reapprop FY24 = \$5,816,560)

FEDERAL FUNDS

NA

OTHER SPECIAL FUNDS

1. Other Special funds are generated from non-federal sources. Tuition and fees charged to resident and nonresident students who attend the University represent a self-generated source of special funding as well as facilities and administrative cost recovery.
2. As part of the \$14,000,000 included as "other special funds" for FY2023, \$3,000,000 was from SB3045. Additionally, \$500,000 was from local improvements.
3. 2022 IHL Capital Improvements Fund - FY 2024 amount includes an \$11,000,000 reappropriation from FY 2023 (HB 1353, 2022 RS); FY 24 appropriation = \$33,302,500 (HB 603, 2023RS)

TREASURY FUND / BANK

Bank account information includes cash and investments.

CONTINUATION AND EXPANDED TOTAL REQUEST

University of Southern Mississippi (268-00)

SUMMARY OF ALL PROGRAMS

Name of Agency	Program				
	FY 2023 Actual				
	(1) General	(2) State Support Special	(3) Federal	(4) Other Special	(5) Total
Salaries,Wages & Fringe	43,866,258	9,134,875		65,936,132	118,937,265
Travel	295,914	61,622		444,793	802,329
Contractual Services	16,160,107	3,365,242		24,290,535	43,815,884
Commodities	1,357,283	282,646		2,040,156	3,680,085
Other Than Equipment	22,787	4,745		34,253	61,785
Equipment	52,177	10,866		78,428	141,471
Vehicles					
Wireless Communication Devices					
Subsidies, Loans & Grants	6,273,700	4,038,817		12,901,937	23,214,454
Total	68,028,226	16,898,813		105,726,234	190,653,273
No. of Positions (FTE)	733.00	150.00		1,094.00	1,977.00

	FY 2024 Estimated				
	(6) General	(7) State Support Special	(8) Federal	(9) Other Special	(10) Total
Salaries,Wages & Fringe	48,805,032	10,464,834		79,465,488	138,735,354
Travel	376,843	80,803		613,586	1,071,232
Contractual Services	15,738,058	3,374,573		25,625,072	44,737,703
Commodities	1,319,625	282,956		2,148,643	3,751,224
Other Than Equipment	32,676	7,006		53,205	92,887
Equipment	147,663	31,662		240,429	419,754
Vehicles					
Wireless Communication Devices					
Subsidies, Loans & Grants	2,079,627	11,562,271		36,548,593	50,190,491
Total	68,499,524	25,804,105		144,695,016	238,998,645
No. of Positions (FTE)	722.00	152.00		1,202.00	2,076.00

	FY 2025 Increase/Decrease for Continuation				
	(11) General	(12) State Support Special	(13) Federal	(14) Other Special	(15) Total
Salaries,Wages & Fringe					
Travel					
Contractual Services					
Commodities					
Other Than Equipment					
Equipment					
Vehicles					
Wireless Communication Devices					
Subsidies, Loans & Grants		(5,881,670)		(11,000,000)	(16,881,670)
Total		(5,881,670)		(11,000,000)	(16,881,670)
No. of Positions (FTE)					

Note: FY2025 Total Request = FY2024 Estimated + FY2025 Incr(Decr) for Continuation + FY2025 Expansion/Reduction of Existing Activities + FY2025 New Activities.

CONTINUATION AND EXPANDED TOTAL REQUEST

University of Southern Mississippi (268-00)

SUMMARY OF ALL PROGRAMS

Name of Agency	Program				
	FY 2025 Expansion/Reduction of Existing Activities				
	(16) General	(17) State Support Special	(18) Federal	(19) Other Special	(20) Total
Salaries,Wages & Fringe					
Travel					
Contractual Services					
Commodities					
Other Than Equipment					
Equipment					
Vehicles					
Wireless Communication Devices					
Subsidies, Loans & Grants					
Total					
No. of Positions (FTE)					

	FY 2025 New Activities (*)				
	(21) General	(22) State Support Special	(23) Federal	(24) Other Special	(25) Total
Salaries,Wages & Fringe					
Travel					
Contractual Services					
Commodities					
Other Than Equipment					
Equipment					
Vehicles					
Wireless Communication Devices					
Subsidies, Loans & Grants					
Total					
No. of Positions (FTE)					

	FY 2025 Total Request				
	(26) General	(27) State Support Special	(28) Federal	(29) Other Special	(30) Total
Salaries,Wages & Fringe	48,805,032	10,464,834		79,465,488	138,735,354
Travel	376,843	80,803		613,586	1,071,232
Contractual Services	15,738,058	3,374,573		25,625,072	44,737,703
Commodities	1,319,625	282,956		2,148,643	3,751,224
Other Than Equipment	32,676	7,006		53,205	92,887
Equipment	147,663	31,662		240,429	419,754
Vehicles					
Wireless Communication Devices					
Subsidies, Loans & Grants	2,079,627	5,680,601		25,548,593	33,308,821
Total	68,499,524	19,922,435		133,695,016	222,116,975
No. of Positions (FTE)	722.00	152.00		1,202.00	2,076.00

Note: FY2025 Total Request = FY2024 Estimated + FY2025 Incr(Decr) for Continuation + FY2025 Expansion/Reduction of Existing Activities + FY2025 New Activities.

**SUMMARY OF PROGRAMS
FORM MBR-1-03sum**

University of Southern Mississippi (268-00)

Name of Agency

FUNDING REQUESTED FISCAL YEAR 2025

	PROGRAM	GENERAL	ST. SUPP. SPECIAL	FEDERAL	OTHER SPECIAL	TOTAL
1.	Instruction	28,739,853	6,162,435		46,794,899	81,697,187
2.	Research	2,649,527	568,116		4,314,020	7,531,663
3.	Public Service	758,398	162,616		1,234,843	2,155,857
4.	Academic Support	7,975,605	1,710,139		12,986,067	22,671,811
5.	Student Services	5,061,753	1,085,346		8,241,661	14,388,760
6.	Institutional Support	7,757,357	1,413,342		12,630,706	21,801,405
7.	Operation & Maintenance	7,314,363	7,053,038		34,071,916	48,439,317
8.	Scholarship & Fellowships	8,242,668	1,767,403		13,420,904	23,430,975
9.	Mandatory Transfers					
10.	Non-Mandatory Transfers					
	Summary of All Programs	68,499,524	19,922,435		133,695,016	222,116,975

CONTINUATION AND EXPANDED REQUEST

University of Southern Mississippi (268-00)

Instruction

Name of Agency	FY 2023 Actual				
	(1)	(2)	(3)	(4)	(5)
	General	State Support Special	Federal	Other Special	Total
Salaries,Wages & Fringe	24,659,174	5,135,120		37,065,631	66,859,925
Travel	127,126	26,473		191,085	344,684
Contractual Services	337,507	70,284		507,313	915,104
Commodities	207,999	43,315		312,647	563,961
Other Than Equipment					
Equipment	3,628	756		5,453	9,837
Vehicles					
Wireless Communication Devices					
Subsidies, Loans & Grants	149,168	31,063		224,218	404,449
Total	25,484,602	5,307,011		38,306,347	69,097,960
No. of Positions (FTE)	400.00	82.00		596.00	1,078.00

Name of Agency	FY 2024 Estimated				
	(6)	(7)	(8)	(9)	(10)
	General	State Support Special	Federal	Other Special	Total
Salaries,Wages & Fringe	27,125,971	5,816,384		44,167,136	77,109,491
Travel	187,886	40,287		305,921	534,094
Contractual Services	345,774	74,141		562,998	982,913
Commodities	335,413	71,920		546,128	953,461
Other Than Equipment					
Equipment	54,801	11,751		89,229	155,781
Vehicles					
Wireless Communication Devices					
Subsidies, Loans & Grants	690,008	147,952		1,123,487	1,961,447
Total	28,739,853	6,162,435		46,794,899	81,697,187
No. of Positions (FTE)	380.00	80.00		635.00	1,095.00

Name of Agency	FY 2025 Increase/Decrease for Continuation				
	(11)	(12)	(13)	(14)	(15)
	General	State Support Special	Federal	Other Special	Total
Salaries,Wages & Fringe					
Travel					
Contractual Services					
Commodities					
Other Than Equipment					
Equipment					
Vehicles					
Wireless Communication Devices					
Subsidies, Loans & Grants					
Total					
No. of Positions (FTE)					

Note: FY2025 Total Request = FY2024 Estimated + FY2025 Incr(Decr) for Continuation + FY2025 Expansion/Reduction of Existing Activities + FY2025 New Activities.

CONTINUATION AND EXPANDED REQUEST

University of Southern Mississippi (268-00)

Instruction

Name of Agency	FY 2025 Expansion/Reduction of Existing Activities				
	(16) General	(17) State Support Special	(18) Federal	(19) Other Special	(20) Total
Salaries,Wages & Fringe					
Travel					
Contractual Services					
Commodities					
Other Than Equipment					
Equipment					
Vehicles					
Wireless Communication Devices					
Subsidies, Loans & Grants					
Total					
No. of Positions (FTE)					

	FY 2025 New Activities (*)				
	(21) General	(22) State Support Special	(23) Federal	(24) Other Special	(25) Total
Salaries,Wages & Fringe					
Travel					
Contractual Services					
Commodities					
Other Than Equipment					
Equipment					
Vehicles					
Wireless Communication Devices					
Subsidies, Loans & Grants					
Total					
No. of Positions (FTE)					

	FY 2025 Total Request				
	(26) General	(27) State Support Special	(28) Federal	(29) Other Special	(30) Total
Salaries,Wages & Fringe	27,125,971	5,816,384		44,167,136	77,109,491
Travel	187,886	40,287		305,921	534,094
Contractual Services	345,774	74,141		562,998	982,913
Commodities	335,413	71,920		546,128	953,461
Other Than Equipment					
Equipment	54,801	11,751		89,229	155,781
Vehicles					
Wireless Communication Devices					
Subsidies, Loans & Grants	690,008	147,952		1,123,487	1,961,447
Total	28,739,853	6,162,435		46,794,899	81,697,187
No. of Positions (FTE)	380.00	80.00		635.00	1,095.00

Note: FY2025 Total Request = FY2024 Estimated + FY2025 Incr(Decr) for Continuation + FY2025 Expansion/Reduction of Existing Activities + FY2025 New Activities.

CONTINUATION AND EXPANDED REQUEST

University of Southern Mississippi (268-00)

Research

Name of Agency	FY 2023 Actual				
	(1) General	(2) State Support Special	(3) Federal	(4) Other Special	(5) Total
Salaries,Wages & Fringe	2,339,455	487,177		3,516,475	6,343,107
Travel	4,468	930		6,717	12,115
Contractual Services	24,155	5,030		36,309	65,494
Commodities	8,447	1,759		12,696	22,902
Other Than Equipment					
Equipment					
Vehicles					
Wireless Communication Devices					
Subsidies, Loans & Grants					
Total	2,376,525	494,896		3,572,197	6,443,618
No. of Positions (FTE)	40.00	7.00		57.00	104.00

	FY 2024 Estimated				
	(6) General	(7) State Support Special	(8) Federal	(9) Other Special	(10) Total
Salaries,Wages & Fringe	2,571,740	551,436		4,187,366	7,310,542
Travel	4,275	917		6,960	12,152
Contractual Services	63,081	13,526		102,711	179,318
Commodities	10,431	2,237		16,983	29,651
Other Than Equipment					
Equipment					
Vehicles					
Wireless Communication Devices					
Subsidies, Loans & Grants					
Total	2,649,527	568,116		4,314,020	7,531,663
No. of Positions (FTE)	37.00	8.00		61.00	106.00

	FY 2025 Increase/Decrease for Continuation				
	(11) General	(12) State Support Special	(13) Federal	(14) Other Special	(15) Total
Salaries,Wages & Fringe					
Travel					
Contractual Services					
Commodities					
Other Than Equipment					
Equipment					
Vehicles					
Wireless Communication Devices					
Subsidies, Loans & Grants					
Total					
No. of Positions (FTE)					

Note: FY2025 Total Request = FY2024 Estimated + FY2025 Incr(Decr) for Continuation + FY2025 Expansion/Reduction of Existing Activities + FY2025 New Activities.

CONTINUATION AND EXPANDED REQUEST

University of Southern Mississippi (268-00)

Research

Name of Agency	FY 2025 Expansion/Reduction of Existing Activities				
	(16) General	(17) State Support Special	(18) Federal	(19) Other Special	(20) Total
Salaries,Wages & Fringe					
Travel					
Contractual Services					
Commodities					
Other Than Equipment					
Equipment					
Vehicles					
Wireless Communication Devices					
Subsidies, Loans & Grants					
Total					
No. of Positions (FTE)					

	FY 2025 New Activities (*)				
	(21) General	(22) State Support Special	(23) Federal	(24) Other Special	(25) Total
Salaries,Wages & Fringe					
Travel					
Contractual Services					
Commodities					
Other Than Equipment					
Equipment					
Vehicles					
Wireless Communication Devices					
Subsidies, Loans & Grants					
Total					
No. of Positions (FTE)					

	FY 2025 Total Request				
	(26) General	(27) State Support Special	(28) Federal	(29) Other Special	(30) Total
Salaries,Wages & Fringe	2,571,740	551,436		4,187,366	7,310,542
Travel	4,275	917		6,960	12,152
Contractual Services	63,081	13,526		102,711	179,318
Commodities	10,431	2,237		16,983	29,651
Other Than Equipment					
Equipment					
Vehicles					
Wireless Communication Devices					
Subsidies, Loans & Grants					
Total	2,649,527	568,116		4,314,020	7,531,663
No. of Positions (FTE)	37.00	8.00		61.00	106.00

Note: FY2025 Total Request = FY2024 Estimated + FY2025 Incr(Decr) for Continuation + FY2025 Expansion/Reduction of Existing Activities + FY2025 New Activities.

CONTINUATION AND EXPANDED REQUEST

Program 3 of 10

University of Southern Mississippi (268-00)

Public Service

Name of Agency	FY 2023 Actual				
	(1)	(2)	(3)	(4)	(5)
	General	State Support Special	Federal	Other Special	Total
Salaries,Wages & Fringe	205,356	42,764		308,675	556,795
Travel	1,970	410		2,961	5,341
Contractual Services	11,235	2,340		16,888	30,463
Commodities	2,140	446		3,215	5,801
Other Than Equipment					
Equipment					
Vehicles					
Wireless Communication Devices					
Subsidies, Loans & Grants					
Total	220,701	45,960		331,739	598,400
No. of Positions (FTE)	5.00	1.00		7.00	13.00

Name of Agency	FY 2024 Estimated				
	(6)	(7)	(8)	(9)	(10)
	General	State Support Special	Federal	Other Special	Total
Salaries,Wages & Fringe	684,364	146,742		1,114,297	1,945,403
Travel	999	214		1,627	2,840
Contractual Services	48,126	10,319		78,361	136,806
Commodities	24,909	5,341		40,558	70,808
Other Than Equipment					
Equipment					
Vehicles					
Wireless Communication Devices					
Subsidies, Loans & Grants					
Total	758,398	162,616		1,234,843	2,155,857
No. of Positions (FTE)	18.00	4.00		30.00	52.00

Name of Agency	FY 2025 Increase/Decrease for Continuation				
	(11)	(12)	(13)	(14)	(15)
	General	State Support Special	Federal	Other Special	Total
Salaries,Wages & Fringe					
Travel					
Contractual Services					
Commodities					
Other Than Equipment					
Equipment					
Vehicles					
Wireless Communication Devices					
Subsidies, Loans & Grants					
Total					
No. of Positions (FTE)					

Note: FY2025 Total Request = FY2024 Estimated + FY2025 Incr(Decr) for Continuation + FY2025 Expansion/Reduction of Existing Activities + FY2025 New Activities.

CONTINUATION AND EXPANDED REQUEST

University of Southern Mississippi (268-00)

Public Service

Name of Agency

Program

	FY 2025 Expansion/Reduction of Existing Activities				
	(16) General	(17) State Support Special	(18) Federal	(19) Other Special	(20) Total
Salaries,Wages & Fringe					
Travel					
Contractual Services					
Commodities					
Other Than Equipment					
Equipment					
Vehicles					
Wireless Communication Devices					
Subsidies, Loans & Grants					
Total					
No. of Positions (FTE)					

	FY 2025 New Activities (*)				
	(21) General	(22) State Support Special	(23) Federal	(24) Other Special	(25) Total
Salaries,Wages & Fringe					
Travel					
Contractual Services					
Commodities					
Other Than Equipment					
Equipment					
Vehicles					
Wireless Communication Devices					
Subsidies, Loans & Grants					
Total					
No. of Positions (FTE)					

	FY 2025 Total Request				
	(26) General	(27) State Support Special	(28) Federal	(29) Other Special	(30) Total
Salaries,Wages & Fringe	684,364	146,742		1,114,297	1,945,403
Travel	999	214		1,627	2,840
Contractual Services	48,126	10,319		78,361	136,806
Commodities	24,909	5,341		40,558	70,808
Other Than Equipment					
Equipment					
Vehicles					
Wireless Communication Devices					
Subsidies, Loans & Grants					
Total	758,398	162,616		1,234,843	2,155,857
No. of Positions (FTE)	18.00	4.00		30.00	52.00

Note: FY2025 Total Request = FY2024 Estimated + FY2025 Incr(Decr) for Continuation + FY2025 Expansion/Reduction of Existing Activities + FY2025 New Activities.

CONTINUATION AND EXPANDED REQUEST

Program 4 of 10
Academic Support

University of Southern Mississippi (268-00)

Name of Agency	FY 2023 Actual				
	(1)	(2)	(3)	(4)	(5)
	General	State Support Special	Federal	Other Special	Total
Salaries,Wages & Fringe	4,001,727	833,335		6,015,064	10,850,126
Travel	37,303	7,768		56,070	101,141
Contractual Services	965,243	201,006		1,450,874	2,617,123
Commodities	119,266	24,836		179,271	323,373
Other Than Equipment	22,787	4,745		34,253	61,785
Equipment	5,224	1,088		7,851	14,163
Vehicles					
Wireless Communication Devices					
Subsidies, Loans & Grants	4,487	934		6,746	12,167
Total	5,156,037	1,073,712		7,750,129	13,979,878
No. of Positions (FTE)	95.00	19.00		142.00	256.00

Name of Agency	FY 2024 Estimated				
	(6)	(7)	(8)	(9)	(10)
	General	State Support Special	Federal	Other Special	Total
Salaries,Wages & Fringe	5,936,844	1,272,985		9,666,509	16,876,338
Travel	56,377	12,088		91,795	160,260
Contractual Services	1,593,432	341,666		2,594,462	4,529,560
Commodities	237,185	50,858		386,190	674,233
Other Than Equipment	32,676	7,006		53,205	92,887
Equipment	18,645	3,998		30,357	53,000
Vehicles					
Wireless Communication Devices					
Subsidies, Loans & Grants	100,446	21,538		163,549	285,533
Total	7,975,605	1,710,139		12,986,067	22,671,811
No. of Positions (FTE)	94.00	20.00		156.00	270.00

Name of Agency	FY 2025 Increase/Decrease for Continuation				
	(11)	(12)	(13)	(14)	(15)
	General	State Support Special	Federal	Other Special	Total
Salaries,Wages & Fringe					
Travel					
Contractual Services					
Commodities					
Other Than Equipment					
Equipment					
Vehicles					
Wireless Communication Devices					
Subsidies, Loans & Grants					
Total					
No. of Positions (FTE)					

Note: FY2025 Total Request = FY2024 Estimated + FY2025 Incr(Decr) for Continuation + FY2025 Expansion/Reduction of Existing Activities + FY2025 New Activities.

CONTINUATION AND EXPANDED REQUEST

University of Southern Mississippi (268-00)

Name of Agency	FY 2025 Expansion/Reduction of Existing Activities				
	(16) General	(17) State Support Special	(18) Federal	(19) Other Special	(20) Total
Salaries,Wages & Fringe					
Travel					
Contractual Services					
Commodities					
Other Than Equipment					
Equipment					
Vehicles					
Wireless Communication Devices					
Subsidies, Loans & Grants					
Total					
No. of Positions (FTE)					

	FY 2025 New Activities (*)				
	(21) General	(22) State Support Special	(23) Federal	(24) Other Special	(25) Total
Salaries,Wages & Fringe					
Travel					
Contractual Services					
Commodities					
Other Than Equipment					
Equipment					
Vehicles					
Wireless Communication Devices					
Subsidies, Loans & Grants					
Total					
No. of Positions (FTE)					

	FY 2025 Total Request				
	(26) General	(27) State Support Special	(28) Federal	(29) Other Special	(30) Total
Salaries,Wages & Fringe	5,936,844	1,272,985		9,666,509	16,876,338
Travel	56,377	12,088		91,795	160,260
Contractual Services	1,593,432	341,666		2,594,462	4,529,560
Commodities	237,185	50,858		386,190	674,233
Other Than Equipment	32,676	7,006		53,205	92,887
Equipment	18,645	3,998		30,357	53,000
Vehicles					
Wireless Communication Devices					
Subsidies, Loans & Grants	100,446	21,538		163,549	285,533
Total	7,975,605	1,710,139		12,986,067	22,671,811
No. of Positions (FTE)	94.00	20.00		156.00	270.00

Note: FY2025 Total Request = FY2024 Estimated + FY2025 Incr(Decr) for Continuation + FY2025 Expansion/Reduction of Existing Activities + FY2025 New Activities.

CONTINUATION AND EXPANDED REQUEST

Program 5 of 10

University of Southern Mississippi (268-00)

Student Services

Name of Agency	FY 2023 Actual				
	(1)	(2)	(3)	(4)	(5)
	General	State Support Special	Federal	Other Special	Total
Salaries,Wages & Fringe	2,719,849	566,392		4,088,251	7,374,492
Travel	74,034	15,417		111,281	200,732
Contractual Services	589,325	122,723		885,826	1,597,874
Commodities	257,613	53,646		387,222	698,481
Other Than Equipment					
Equipment	294	61		443	798
Vehicles					
Wireless Communication Devices					
Subsidies, Loans & Grants	1,760,492	366,611		2,646,226	4,773,329
Total	5,401,607	1,124,850		8,119,249	14,645,706
No. of Positions (FTE)	51.00	11.00		77.00	139.00

Name of Agency	FY 2024 Estimated				
	(6)	(7)	(8)	(9)	(10)
	General	State Support Special	Federal	Other Special	Total
Salaries,Wages & Fringe	3,077,351	659,849		5,010,614	8,747,814
Travel	54,049	11,589		88,003	153,641
Contractual Services	496,739	106,511		808,802	1,412,052
Commodities	166,016	35,597		270,311	471,924
Other Than Equipment					
Equipment					
Vehicles					
Wireless Communication Devices					
Subsidies, Loans & Grants	1,267,598	271,800		2,063,931	3,603,329
Total	5,061,753	1,085,346		8,241,661	14,388,760
No. of Positions (FTE)	52.00	11.00		86.00	149.00

Name of Agency	FY 2025 Increase/Decrease for Continuation				
	(11)	(12)	(13)	(14)	(15)
	General	State Support Special	Federal	Other Special	Total
Salaries,Wages & Fringe					
Travel					
Contractual Services					
Commodities					
Other Than Equipment					
Equipment					
Vehicles					
Wireless Communication Devices					
Subsidies, Loans & Grants					
Total					
No. of Positions (FTE)					

Note: FY2025 Total Request = FY2024 Estimated + FY2025 Incr(Decr) for Continuation + FY2025 Expansion/Reduction of Existing Activities + FY2025 New Activities.

CONTINUATION AND EXPANDED REQUEST

University of Southern Mississippi (268-00)

Student Services

Name of Agency	FY 2025 Expansion/Reduction of Existing Activities				
	(16) General	(17) State Support Special	(18) Federal	(19) Other Special	(20) Total
Salaries,Wages & Fringe					
Travel					
Contractual Services					
Commodities					
Other Than Equipment					
Equipment					
Vehicles					
Wireless Communication Devices					
Subsidies, Loans & Grants					
Total					
No. of Positions (FTE)					

	FY 2025 New Activities (*)				
	(21) General	(22) State Support Special	(23) Federal	(24) Other Special	(25) Total
Salaries,Wages & Fringe					
Travel					
Contractual Services					
Commodities					
Other Than Equipment					
Equipment					
Vehicles					
Wireless Communication Devices					
Subsidies, Loans & Grants					
Total					
No. of Positions (FTE)					

	FY 2025 Total Request				
	(26) General	(27) State Support Special	(28) Federal	(29) Other Special	(30) Total
Salaries,Wages & Fringe	3,077,351	659,849		5,010,614	8,747,814
Travel	54,049	11,589		88,003	153,641
Contractual Services	496,739	106,511		808,802	1,412,052
Commodities	166,016	35,597		270,311	471,924
Other Than Equipment					
Equipment					
Vehicles					
Wireless Communication Devices					
Subsidies, Loans & Grants	1,267,598	271,800		2,063,931	3,603,329
Total	5,061,753	1,085,346		8,241,661	14,388,760
No. of Positions (FTE)	52.00	11.00		86.00	149.00

Note: FY2025 Total Request = FY2024 Estimated + FY2025 Incr(Decr) for Continuation + FY2025 Expansion/Reduction of Existing Activities + FY2025 New Activities.

CONTINUATION AND EXPANDED REQUEST

University of Southern Mississippi (268-00)

Institutional Support

Name of Agency	FY 2023 Actual				
	(1)	(2)	(3)	(4)	(5)
	General	State Support Special	Federal	Other Special	Total
Salaries,Wages & Fringe	7,193,049	1,497,908		10,811,996	19,502,953
Travel	47,652	9,924		71,627	129,203
Contractual Services	2,203,273	458,818		3,311,774	5,973,865
Commodities	465,448	96,927		699,626	1,262,001
Other Than Equipment					
Equipment	36,263	7,552		54,507	98,322
Vehicles					
Wireless Communication Devices					
Subsidies, Loans & Grants	4,359,553	653,948		6,524,747	11,538,248
Total	14,305,238	2,725,077		21,474,277	38,504,592
No. of Positions (FTE)	67.00	14.00		102.00	183.00

Name of Agency	FY 2024 Estimated				
	(6)	(7)	(8)	(9)	(10)
	General	State Support Special	Federal	Other Special	Total
Salaries,Wages & Fringe	6,264,347	1,343,209		10,199,755	17,807,311
Travel	62,352	13,370		101,523	177,245
Contractual Services	1,427,136	306,008		2,323,695	4,056,839
Commodities	130,766	28,039		212,916	371,721
Other Than Equipment					
Equipment	6,684	1,432		10,884	19,000
Vehicles					
Wireless Communication Devices					
Subsidies, Loans & Grants	(133,928)	(28,716)		(218,067)	(380,711)
Total	7,757,357	1,663,342		12,630,706	22,051,405
No. of Positions (FTE)	72.00	15.00		119.00	206.00

Name of Agency	FY 2025 Increase/Decrease for Continuation				
	(11)	(12)	(13)	(14)	(15)
	General	State Support Special	Federal	Other Special	Total
Salaries,Wages & Fringe					
Travel					
Contractual Services					
Commodities					
Other Than Equipment					
Equipment					
Vehicles					
Wireless Communication Devices					
Subsidies, Loans & Grants		(250,000)			(250,000)
Total		(250,000)			(250,000)
No. of Positions (FTE)					

Note: FY2025 Total Request = FY2024 Estimated + FY2025 Incr(Decr) for Continuation + FY2025 Expansion/Reduction of Existing Activities + FY2025 New Activities.

CONTINUATION AND EXPANDED REQUEST

University of Southern Mississippi (268-00)

Institutional Support

Name of Agency	FY 2025 Expansion/Reduction of Existing Activities				
	(16) General	(17) State Support Special	(18) Federal	(19) Other Special	(20) Total
Salaries,Wages & Fringe					
Travel					
Contractual Services					
Commodities					
Other Than Equipment					
Equipment					
Vehicles					
Wireless Communication Devices					
Subsidies, Loans & Grants					
Total					
No. of Positions (FTE)					

	FY 2025 New Activities (*)				
	(21) General	(22) State Support Special	(23) Federal	(24) Other Special	(25) Total
Salaries,Wages & Fringe					
Travel					
Contractual Services					
Commodities					
Other Than Equipment					
Equipment					
Vehicles					
Wireless Communication Devices					
Subsidies, Loans & Grants					
Total					
No. of Positions (FTE)					

	FY 2025 Total Request				
	(26) General	(27) State Support Special	(28) Federal	(29) Other Special	(30) Total
Salaries,Wages & Fringe	6,264,347	1,343,209		10,199,755	17,807,311
Travel	62,352	13,370		101,523	177,245
Contractual Services	1,427,136	306,008		2,323,695	4,056,839
Commodities	130,766	28,039		212,916	371,721
Other Than Equipment					
Equipment	6,684	1,432		10,884	19,000
Vehicles					
Wireless Communication Devices					
Subsidies, Loans & Grants	(133,928)	(278,716)		(218,067)	(630,711)
Total	7,757,357	1,413,342		12,630,706	21,801,405
No. of Positions (FTE)	72.00	15.00		119.00	206.00

Note: FY2025 Total Request = FY2024 Estimated + FY2025 Incr(Decr) for Continuation + FY2025 Expansion/Reduction of Existing Activities + FY2025 New Activities.

CONTINUATION AND EXPANDED REQUEST

University of Southern Mississippi (268-00)

Operation & Maintenance

Name of Agency	FY 2023 Actual				
	(1)	(2)	(3)	(4)	(5)
	General	State Support Special	Federal	Other Special	Total
Salaries,Wages & Fringe	2,747,648	572,179		4,130,040	7,449,867
Travel	3,361	700		5,052	9,113
Contractual Services	3,567,067	742,819		5,361,720	9,671,606
Commodities	296,370	61,717		445,479	803,566
Other Than Equipment					
Equipment	6,768	1,409		10,174	18,351
Vehicles					
Wireless Communication Devices					
Subsidies, Loans & Grants		2,986,261		3,500,000	6,486,261
Total	6,621,214	4,365,085		13,452,465	24,438,764
No. of Positions (FTE)	75.00	16.00		113.00	204.00

Name of Agency	FY 2024 Estimated				
	(6)	(7)	(8)	(9)	(10)
	General	State Support Special	Federal	Other Special	Total
Salaries,Wages & Fringe	3,144,415	674,229		5,119,811	8,938,455
Travel	10,905	2,338		17,757	31,000
Contractual Services	3,521,102	754,999		5,733,139	10,009,240
Commodities	414,905	88,964		675,557	1,179,426
Other Than Equipment					
Equipment	67,533	14,481		109,959	191,973
Vehicles					
Wireless Communication Devices					
Subsidies, Loans & Grants	155,503	11,149,697		33,415,693	44,720,893
Total	7,314,363	12,684,708		45,071,916	65,070,987
No. of Positions (FTE)	69.00	14.00		115.00	198.00

Name of Agency	FY 2025 Increase/Decrease for Continuation				
	(11)	(12)	(13)	(14)	(15)
	General	State Support Special	Federal	Other Special	Total
Salaries,Wages & Fringe					
Travel					
Contractual Services					
Commodities					
Other Than Equipment					
Equipment					
Vehicles					
Wireless Communication Devices					
Subsidies, Loans & Grants		(5,631,670)		(11,000,000)	(16,631,670)
Total		(5,631,670)		(11,000,000)	(16,631,670)
No. of Positions (FTE)					

Note: FY2025 Total Request = FY2024 Estimated + FY2025 Incr(Decr) for Continuation + FY2025 Expansion/Reduction of Existing Activities + FY2025 New Activities.

CONTINUATION AND EXPANDED REQUEST

University of Southern Mississippi (268-00)

Operation & Maintenance

Name of Agency

Program

	FY 2025 Expansion/Reduction of Existing Activities				
	(16) General	(17) State Support Special	(18) Federal	(19) Other Special	(20) Total
Salaries,Wages & Fringe					
Travel					
Contractual Services					
Commodities					
Other Than Equipment					
Equipment					
Vehicles					
Wireless Communication Devices					
Subsidies, Loans & Grants					
Total					
No. of Positions (FTE)					

	FY 2025 New Activities (*)				
	(21) General	(22) State Support Special	(23) Federal	(24) Other Special	(25) Total
Salaries,Wages & Fringe					
Travel					
Contractual Services					
Commodities					
Other Than Equipment					
Equipment					
Vehicles					
Wireless Communication Devices					
Subsidies, Loans & Grants					
Total					
No. of Positions (FTE)					

	FY 2025 Total Request				
	(26) General	(27) State Support Special	(28) Federal	(29) Other Special	(30) Total
Salaries,Wages & Fringe	3,144,415	674,229		5,119,811	8,938,455
Travel	10,905	2,338		17,757	31,000
Contractual Services	3,521,102	754,999		5,733,139	10,009,240
Commodities	414,905	88,964		675,557	1,179,426
Other Than Equipment					
Equipment	67,533	14,481		109,959	191,973
Vehicles					
Wireless Communication Devices					
Subsidies, Loans & Grants	155,503	5,518,027		22,415,693	28,089,223
Total	7,314,363	7,053,038		34,071,916	48,439,317
No. of Positions (FTE)	69.00	14.00		115.00	198.00

Note: FY2025 Total Request = FY2024 Estimated + FY2025 Incr(Decr) for Continuation + FY2025 Expansion/Reduction of Existing Activities + FY2025 New Activities.

CONTINUATION AND EXPANDED REQUEST

University of Southern Mississippi (268-00)

Scholarship & Fellowships

Name of Agency	FY 2023 Actual				
	(1) General	(2) State Support Special	(3) Federal	(4) Other Special	(5) Total
Salaries,Wages & Fringe					
Travel					
Contractual Services	8,462,302	1,762,222		12,719,831	22,944,355
Commodities					
Other Than Equipment					
Equipment					
Vehicles					
Wireless Communication Devices					
Subsidies, Loans & Grants					
Total	8,462,302	1,762,222		12,719,831	22,944,355
No. of Positions (FTE)					

	FY 2024 Estimated				
	(6) General	(7) State Support Special	(8) Federal	(9) Other Special	(10) Total
Salaries,Wages & Fringe					
Travel					
Contractual Services	8,242,668	1,767,403		13,420,904	23,430,975
Commodities					
Other Than Equipment					
Equipment					
Vehicles					
Wireless Communication Devices					
Subsidies, Loans & Grants					
Total	8,242,668	1,767,403		13,420,904	23,430,975
No. of Positions (FTE)					

	FY 2025 Increase/Decrease for Continuation				
	(11) General	(12) State Support Special	(13) Federal	(14) Other Special	(15) Total
Salaries,Wages & Fringe					
Travel					
Contractual Services					
Commodities					
Other Than Equipment					
Equipment					
Vehicles					
Wireless Communication Devices					
Subsidies, Loans & Grants					
Total					
No. of Positions (FTE)					

Note: FY2025 Total Request = FY2024 Estimated + FY2025 Incr(Decr) for Continuation + FY2025 Expansion/Reduction of Existing Activities + FY2025 New Activities.

CONTINUATION AND EXPANDED REQUEST

University of Southern Mississippi (268-00)

Scholarship & Fellowships

Name of Agency

Program

	FY 2025 Expansion/Reduction of Existing Activities				
	(16) General	(17) State Support Special	(18) Federal	(19) Other Special	(20) Total
Salaries,Wages & Fringe					
Travel					
Contractual Services					
Commodities					
Other Than Equipment					
Equipment					
Vehicles					
Wireless Communication Devices					
Subsidies, Loans & Grants					
Total					
No. of Positions (FTE)					

	FY 2025 New Activities (*)				
	(21) General	(22) State Support Special	(23) Federal	(24) Other Special	(25) Total
Salaries,Wages & Fringe					
Travel					
Contractual Services					
Commodities					
Other Than Equipment					
Equipment					
Vehicles					
Wireless Communication Devices					
Subsidies, Loans & Grants					
Total					
No. of Positions (FTE)					

	FY 2025 Total Request				
	(26) General	(27) State Support Special	(28) Federal	(29) Other Special	(30) Total
Salaries,Wages & Fringe					
Travel					
Contractual Services	8,242,668	1,767,403		13,420,904	23,430,975
Commodities					
Other Than Equipment					
Equipment					
Vehicles					
Wireless Communication Devices					
Subsidies, Loans & Grants					
Total	8,242,668	1,767,403		13,420,904	23,430,975
No. of Positions (FTE)					

Note: FY2025 Total Request = FY2024 Estimated + FY2025 Incr(Decr) for Continuation + FY2025 Expansion/Reduction of Existing Activities + FY2025 New Activities.

CONTINUATION AND EXPANDED REQUEST

Program 9 of 10
Mandatory Transfers

University of Southern Mississippi (268-00)

Name of Agency	FY 2023 Actual				
	(1) General	(2) State Support Special	(3) Federal	(4) Other Special	(5) Total
Salaries,Wages & Fringe					
Travel					
Contractual Services					
Commodities					
Other Than Equipment					
Equipment					
Vehicles					
Wireless Communication Devices					
Subsidies, Loans & Grants					
Total					
No. of Positions (FTE)					

	FY 2024 Estimated				
	(6) General	(7) State Support Special	(8) Federal	(9) Other Special	(10) Total
Salaries,Wages & Fringe					
Travel					
Contractual Services					
Commodities					
Other Than Equipment					
Equipment					
Vehicles					
Wireless Communication Devices					
Subsidies, Loans & Grants					
Total					
No. of Positions (FTE)					

	FY 2025 Increase/Decrease for Continuation				
	(11) General	(12) State Support Special	(13) Federal	(14) Other Special	(15) Total
Salaries,Wages & Fringe					
Travel					
Contractual Services					
Commodities					
Other Than Equipment					
Equipment					
Vehicles					
Wireless Communication Devices					
Subsidies, Loans & Grants					
Total					
No. of Positions (FTE)					

Note: FY2025 Total Request = FY2024 Estimated + FY2025 Incr(Decr) for Continuation + FY2025 Expansion/Reduction of Existing Activities + FY2025 New Activities.

CONTINUATION AND EXPANDED REQUEST

Program 9 of 10
Mandatory Transfers

University of Southern Mississippi (268-00)

Name of Agency	FY 2025 Expansion/Reduction of Existing Activities				
	(16) General	(17) State Support Special	(18) Federal	(19) Other Special	(20) Total
Salaries,Wages & Fringe					
Travel					
Contractual Services					
Commodities					
Other Than Equipment					
Equipment					
Vehicles					
Wireless Communication Devices					
Subsidies, Loans & Grants					
Total					
No. of Positions (FTE)					

	FY 2025 New Activities (*)				
	(21) General	(22) State Support Special	(23) Federal	(24) Other Special	(25) Total
Salaries,Wages & Fringe					
Travel					
Contractual Services					
Commodities					
Other Than Equipment					
Equipment					
Vehicles					
Wireless Communication Devices					
Subsidies, Loans & Grants					
Total					
No. of Positions (FTE)					

	FY 2025 Total Request				
	(26) General	(27) State Support Special	(28) Federal	(29) Other Special	(30) Total
Salaries,Wages & Fringe					
Travel					
Contractual Services					
Commodities					
Other Than Equipment					
Equipment					
Vehicles					
Wireless Communication Devices					
Subsidies, Loans & Grants					
Total					
No. of Positions (FTE)					

Note: FY2025 Total Request = FY2024 Estimated + FY2025 Incr(Decr) for Continuation + FY2025 Expansion/Reduction of Existing Activities + FY2025 New Activities.

CONTINUATION AND EXPANDED REQUEST

University of Southern Mississippi (268-00)

Non-Mandatory Transfers

Name of Agency

Program

	FY 2023 Actual				
	(1) General	(2) State Support Special	(3) Federal	(4) Other Special	(5) Total
Salaries,Wages & Fringe					
Travel					
Contractual Services					
Commodities					
Other Than Equipment					
Equipment					
Vehicles					
Wireless Communication Devices					
Subsidies, Loans & Grants					
Total					
No. of Positions (FTE)					

	FY 2024 Estimated				
	(6) General	(7) State Support Special	(8) Federal	(9) Other Special	(10) Total
Salaries,Wages & Fringe					
Travel					
Contractual Services					
Commodities					
Other Than Equipment					
Equipment					
Vehicles					
Wireless Communication Devices					
Subsidies, Loans & Grants					
Total					
No. of Positions (FTE)					

	FY 2025 Increase/Decrease for Continuation				
	(11) General	(12) State Support Special	(13) Federal	(14) Other Special	(15) Total
Salaries,Wages & Fringe					
Travel					
Contractual Services					
Commodities					
Other Than Equipment					
Equipment					
Vehicles					
Wireless Communication Devices					
Subsidies, Loans & Grants					
Total					
No. of Positions (FTE)					

Note: FY2025 Total Request = FY2024 Estimated + FY2025 Incr(Decr) for Continuation + FY2025 Expansion/Reduction of Existing Activities + FY2025 New Activities.

CONTINUATION AND EXPANDED REQUEST

University of Southern Mississippi (268-00)

Non-Mandatory Transfers

Name of Agency

Program

	FY 2025 Expansion/Reduction of Existing Activities				
	(16) General	(17) State Support Special	(18) Federal	(19) Other Special	(20) Total
Salaries,Wages & Fringe					
Travel					
Contractual Services					
Commodities					
Other Than Equipment					
Equipment					
Vehicles					
Wireless Communication Devices					
Subsidies, Loans & Grants					
Total					
No. of Positions (FTE)					

	FY 2025 New Activities (*)				
	(21) General	(22) State Support Special	(23) Federal	(24) Other Special	(25) Total
Salaries,Wages & Fringe					
Travel					
Contractual Services					
Commodities					
Other Than Equipment					
Equipment					
Vehicles					
Wireless Communication Devices					
Subsidies, Loans & Grants					
Total					
No. of Positions (FTE)					

	FY 2025 Total Request				
	(26) General	(27) State Support Special	(28) Federal	(29) Other Special	(30) Total
Salaries,Wages & Fringe					
Travel					
Contractual Services					
Commodities					
Other Than Equipment					
Equipment					
Vehicles					
Wireless Communication Devices					
Subsidies, Loans & Grants					
Total					
No. of Positions (FTE)					

Note: FY2025 Total Request = FY2024 Estimated + FY2025 Incr(Decr) for Continuation + FY2025 Expansion/Reduction of Existing Activities + FY2025 New Activities.

PROGRAM DECISION UNITS

University of Southern Mississippi

1 - Instruction

Name of Agency

Program Name

	A	B	C	D	E			
EXPENDITURES	FY 2024 Appropriated	Escalations By DFA	Non-Recurring Items	Total Funding Change	FY 2025 Total Request			
SALARIES	77,109,491				77,109,491			
GENERAL	27,125,971				27,125,971			
ST. SUP. SPECIAL	5,816,384				5,816,384			
FEDERAL								
OTHER	44,167,136				44,167,136			
TRAVEL	534,094				534,094			
GENERAL	187,886				187,886			
ST. SUP. SPECIAL	40,287				40,287			
FEDERAL								
OTHER	305,921				305,921			
CONTRACTUAL	982,913				982,913			
GENERAL	345,774				345,774			
ST. SUP. SPECIAL	74,141				74,141			
FEDERAL								
OTHER	562,998				562,998			
COMMODITIES	953,461				953,461			
GENERAL	335,413				335,413			
ST. SUP. SPECIAL	71,920				71,920			
FEDERAL								
OTHER	546,128				546,128			
CAPTITAL-OTE								
GENERAL								
ST. SUP. SPECIAL								
FEDERAL								
OTHER								
EQUIPMENT	155,781				155,781			
GENERAL	54,801				54,801			
ST. SUP. SPECIAL	11,751				11,751			
FEDERAL								
OTHER	89,229				89,229			
VEHICLES								
GENERAL								
ST. SUP. SPECIAL								
FEDERAL								
OTHER								
WIRELESS DEV								
GENERAL								
ST. SUP. SPECIAL								
FEDERAL								
OTHER								
SUBSIDIES	1,961,447				1,961,447			
GENERAL	690,008				690,008			
ST. SUP. SPECIAL	147,952				147,952			
FEDERAL								
OTHER	1,123,487				1,123,487			
TOTAL	81,697,187				81,697,187			

FUNDING

GENERAL FUNDS	28,739,853				28,739,853			
ST. SUP. SPCL FUNDS	6,162,435				6,162,435			
FEDERAL FUNDS								
OTHER SP. FUNDS	46,794,899				46,794,899			
TOTAL	81,697,187				81,697,187			

POSITIONS

GENERAL FTE	380.00				380.00			
ST. SUP. SPCL. FTE	80.00				80.00			
FEDERAL FTE								
OTHER SP. FTE	635.00				635.00			
TOTAL	1,095.00				1,095.00			

PRIORITY LEVEL :

--	--	--	--	--	--	--	--	--

PROGRAM DECISION UNITS

University of Southern Mississippi

2 - Research

Name of Agency

Program Name

	A	B	C	D	E			
EXPENDITURES	FY 2024 Appropriated	Escalations By DFA	Non-Recurring Items	Total Funding Change	FY 2025 Total Request			
SALARIES	7,310,542				7,310,542			
GENERAL	2,571,740				2,571,740			
ST. SUP. SPECIAL	551,436				551,436			
FEDERAL								
OTHER	4,187,366				4,187,366			
TRAVEL	12,152				12,152			
GENERAL	4,275				4,275			
ST. SUP. SPECIAL	917				917			
FEDERAL								
OTHER	6,960				6,960			
CONTRACTUAL	179,318				179,318			
GENERAL	63,081				63,081			
ST. SUP. SPECIAL	13,526				13,526			
FEDERAL								
OTHER	102,711				102,711			
COMMODITIES	29,651				29,651			
GENERAL	10,431				10,431			
ST. SUP. SPECIAL	2,237				2,237			
FEDERAL								
OTHER	16,983				16,983			
CAPTITAL-OTE								
GENERAL								
ST. SUP. SPECIAL								
FEDERAL								
OTHER								
EQUIPMENT								
GENERAL								
ST. SUP. SPECIAL								
FEDERAL								
OTHER								
VEHICLES								
GENERAL								
ST. SUP. SPECIAL								
FEDERAL								
OTHER								
WIRELESS DEV								
GENERAL								
ST. SUP. SPECIAL								
FEDERAL								
OTHER								
SUBSIDIES								
GENERAL								
ST. SUP. SPECIAL								
FEDERAL								
OTHER								
TOTAL	7,531,663				7,531,663			

FUNDING

GENERAL FUNDS	2,649,527				2,649,527			
ST. SUP. SPCL FUNDS	568,116				568,116			
FEDERAL FUNDS								
OTHER SP. FUNDS	4,314,020				4,314,020			
TOTAL	7,531,663				7,531,663			

POSITIONS

GENERAL FTE	37.00				37.00			
ST. SUP. SPCL. FTE	8.00				8.00			
FEDERAL FTE								
OTHER SP. FTE	61.00				61.00			
TOTAL	106.00				106.00			

PRIORITY LEVEL :

--	--	--	--	--	--	--	--	--

PROGRAM DECISION UNITS

University of Southern Mississippi

3 - Public Service

Name of Agency

Program Name

	A	B	C	D	E			
EXPENDITURES	FY 2024 Appropriated	Escalations By DFA	Non-Recurring Items	Total Funding Change	FY 2025 Total Request			
SALARIES	1,945,403				1,945,403			
GENERAL	684,364				684,364			
ST. SUP. SPECIAL	146,742				146,742			
FEDERAL								
OTHER	1,114,297				1,114,297			
TRAVEL	2,840				2,840			
GENERAL	999				999			
ST. SUP. SPECIAL	214				214			
FEDERAL								
OTHER	1,627				1,627			
CONTRACTUAL	136,806				136,806			
GENERAL	48,126				48,126			
ST. SUP. SPECIAL	10,319				10,319			
FEDERAL								
OTHER	78,361				78,361			
COMMODITIES	70,808				70,808			
GENERAL	24,909				24,909			
ST. SUP. SPECIAL	5,341				5,341			
FEDERAL								
OTHER	40,558				40,558			
CAPTITAL-OTE								
GENERAL								
ST. SUP. SPECIAL								
FEDERAL								
OTHER								
EQUIPMENT								
GENERAL								
ST. SUP. SPECIAL								
FEDERAL								
OTHER								
VEHICLES								
GENERAL								
ST. SUP. SPECIAL								
FEDERAL								
OTHER								
WIRELESS DEV								
GENERAL								
ST. SUP. SPECIAL								
FEDERAL								
OTHER								
SUBSIDIES								
GENERAL								
ST. SUP. SPECIAL								
FEDERAL								
OTHER								
TOTAL	2,155,857				2,155,857			

FUNDING

GENERAL FUNDS	758,398				758,398			
ST. SUP. SPCL FUNDS	162,616				162,616			
FEDERAL FUNDS								
OTHER SP. FUNDS	1,234,843				1,234,843			
TOTAL	2,155,857				2,155,857			

POSITIONS

GENERAL FTE	18.00				18.00			
ST. SUP. SPCL. FTE	4.00				4.00			
FEDERAL FTE								
OTHER SP. FTE	30.00				30.00			
TOTAL	52.00				52.00			

PRIORITY LEVEL :

--	--	--	--	--	--	--	--	--

PROGRAM DECISION UNITS

University of Southern Mississippi

4 - Academic Support

Name of Agency

Program Name

	A	B	C	D	E			
EXPENDITURES	FY 2024 Appropriated	Escalations By DFA	Non-Recurring Items	Total Funding Change	FY 2025 Total Request			
SALARIES	16,876,338				16,876,338			
GENERAL	5,936,844				5,936,844			
ST. SUP. SPECIAL	1,272,985				1,272,985			
FEDERAL								
OTHER	9,666,509				9,666,509			
TRAVEL	160,260				160,260			
GENERAL	56,377				56,377			
ST. SUP. SPECIAL	12,088				12,088			
FEDERAL								
OTHER	91,795				91,795			
CONTRACTUAL	4,529,560				4,529,560			
GENERAL	1,593,432				1,593,432			
ST. SUP. SPECIAL	341,666				341,666			
FEDERAL								
OTHER	2,594,462				2,594,462			
COMMODITIES	674,233				674,233			
GENERAL	237,185				237,185			
ST. SUP. SPECIAL	50,858				50,858			
FEDERAL								
OTHER	386,190				386,190			
CAPTITAL-OTE	92,887				92,887			
GENERAL	32,676				32,676			
ST. SUP. SPECIAL	7,006				7,006			
FEDERAL								
OTHER	53,205				53,205			
EQUIPMENT	53,000				53,000			
GENERAL	18,645				18,645			
ST. SUP. SPECIAL	3,998				3,998			
FEDERAL								
OTHER	30,357				30,357			
VEHICLES								
GENERAL								
ST. SUP. SPECIAL								
FEDERAL								
OTHER								
WIRELESS DEV								
GENERAL								
ST. SUP. SPECIAL								
FEDERAL								
OTHER								
SUBSIDIES	285,533				285,533			
GENERAL	100,446				100,446			
ST. SUP. SPECIAL	21,538				21,538			
FEDERAL								
OTHER	163,549				163,549			
TOTAL	22,671,811				22,671,811			

FUNDING

GENERAL FUNDS	7,975,605				7,975,605			
ST. SUP. SPCL FUNDS	1,710,139				1,710,139			
FEDERAL FUNDS								
OTHER SP. FUNDS	12,986,067				12,986,067			
TOTAL	22,671,811				22,671,811			

POSITIONS

GENERAL FTE	94.00				94.00			
ST. SUP. SPCL. FTE	20.00				20.00			
FEDERAL FTE								
OTHER SP. FTE	156.00				156.00			
TOTAL	270.00				270.00			

PRIORITY LEVEL :

--	--	--	--	--	--	--	--	--

PROGRAM DECISION UNITS

University of Southern Mississippi

5 - Student Services

Name of Agency

Program Name

	A	B	C	D	E			
EXPENDITURES	FY 2024 Appropriated	Escalations By DFA	Non-Recurring Items	Total Funding Change	FY 2025 Total Request			
SALARIES	8,747,814				8,747,814			
GENERAL	3,077,351				3,077,351			
ST. SUP. SPECIAL	659,849				659,849			
FEDERAL								
OTHER	5,010,614				5,010,614			
TRAVEL	153,641				153,641			
GENERAL	54,049				54,049			
ST. SUP. SPECIAL	11,589				11,589			
FEDERAL								
OTHER	88,003				88,003			
CONTRACTUAL	1,412,052				1,412,052			
GENERAL	496,739				496,739			
ST. SUP. SPECIAL	106,511				106,511			
FEDERAL								
OTHER	808,802				808,802			
COMMODITIES	471,924				471,924			
GENERAL	166,016				166,016			
ST. SUP. SPECIAL	35,597				35,597			
FEDERAL								
OTHER	270,311				270,311			
CAPTITAL-OTE								
GENERAL								
ST. SUP. SPECIAL								
FEDERAL								
OTHER								
EQUIPMENT								
GENERAL								
ST. SUP. SPECIAL								
FEDERAL								
OTHER								
VEHICLES								
GENERAL								
ST. SUP. SPECIAL								
FEDERAL								
OTHER								
WIRELESS DEV								
GENERAL								
ST. SUP. SPECIAL								
FEDERAL								
OTHER								
SUBSIDIES	3,603,329				3,603,329			
GENERAL	1,267,598				1,267,598			
ST. SUP. SPECIAL	271,800				271,800			
FEDERAL								
OTHER	2,063,931				2,063,931			
TOTAL	14,388,760				14,388,760			

FUNDING

GENERAL FUNDS	5,061,753				5,061,753			
ST. SUP. SPCL FUNDS	1,085,346				1,085,346			
FEDERAL FUNDS								
OTHER SP. FUNDS	8,241,661				8,241,661			
TOTAL	14,388,760				14,388,760			

POSITIONS

GENERAL FTE	52.00				52.00			
ST. SUP. SPCL. FTE	11.00				11.00			
FEDERAL FTE								
OTHER SP. FTE	86.00				86.00			
TOTAL	149.00				149.00			

PRIORITY LEVEL :

--	--	--	--	--	--	--	--	--

PROGRAM DECISION UNITS

University of Southern Mississippi

6 - Institutional Support

Name of Agency

Program Name

	A	B	C	D	E			
EXPENDITURES	FY 2024 Appropriated	Escalations By DFA	Non-Recurring Items	Total Funding Change	FY 2025 Total Request			
SALARIES	17,807,311				17,807,311			
GENERAL	6,264,347				6,264,347			
ST. SUP. SPECIAL	1,343,209				1,343,209			
FEDERAL								
OTHER	10,199,755				10,199,755			
TRAVEL	177,245				177,245			
GENERAL	62,352				62,352			
ST. SUP. SPECIAL	13,370				13,370			
FEDERAL								
OTHER	101,523				101,523			
CONTRACTUAL	4,056,839				4,056,839			
GENERAL	1,427,136				1,427,136			
ST. SUP. SPECIAL	306,008				306,008			
FEDERAL								
OTHER	2,323,695				2,323,695			
COMMODITIES	371,721				371,721			
GENERAL	130,766				130,766			
ST. SUP. SPECIAL	28,039				28,039			
FEDERAL								
OTHER	212,916				212,916			
CAPTITAL-OTE								
GENERAL								
ST. SUP. SPECIAL								
FEDERAL								
OTHER								
EQUIPMENT	19,000				19,000			
GENERAL	6,684				6,684			
ST. SUP. SPECIAL	1,432				1,432			
FEDERAL								
OTHER	10,884				10,884			
VEHICLES								
GENERAL								
ST. SUP. SPECIAL								
FEDERAL								
OTHER								
WIRELESS DEV								
GENERAL								
ST. SUP. SPECIAL								
FEDERAL								
OTHER								
SUBSIDIES	(380,711)		(250,000)	(250,000)	(630,711)			
GENERAL	(133,928)				(133,928)			
ST. SUP. SPECIAL	(28,716)		(250,000)	(250,000)	(278,716)			
FEDERAL								
OTHER	(218,067)				(218,067)			
TOTAL	22,051,405		(250,000)	(250,000)	21,801,405			

FUNDING

GENERAL FUNDS	7,757,357				7,757,357			
ST. SUP. SPCL FUNDS	1,663,342		(250,000)	(250,000)	1,413,342			
FEDERAL FUNDS								
OTHER SP. FUNDS	12,630,706				12,630,706			
TOTAL	22,051,405		(250,000)	(250,000)	21,801,405			

POSITIONS

GENERAL FTE	72.00				72.00			
ST. SUP. SPCL. FTE	15.00				15.00			
FEDERAL FTE								
OTHER SP. FTE	119.00				119.00			
TOTAL	206.00				206.00			

PRIORITY LEVEL :

--	--	--	--	--	--	--	--	--

PROGRAM DECISION UNITS

University of Southern Mississippi

7 - Operation & Maintenance

Name of Agency

Program Name

	A	B	C	D	E			
EXPENDITURES	FY 2024 Appropriated	Escalations By DFA	Non-Recurring Items	Total Funding Change	FY 2025 Total Request			
SALARIES	8,938,455				8,938,455			
GENERAL	3,144,415				3,144,415			
ST. SUP. SPECIAL	674,229				674,229			
FEDERAL								
OTHER	5,119,811				5,119,811			
TRAVEL	31,000				31,000			
GENERAL	10,905				10,905			
ST. SUP. SPECIAL	2,338				2,338			
FEDERAL								
OTHER	17,757				17,757			
CONTRACTUAL	10,009,240				10,009,240			
GENERAL	3,521,102				3,521,102			
ST. SUP. SPECIAL	754,999				754,999			
FEDERAL								
OTHER	5,733,139				5,733,139			
COMMODITIES	1,179,426				1,179,426			
GENERAL	414,905				414,905			
ST. SUP. SPECIAL	88,964				88,964			
FEDERAL								
OTHER	675,557				675,557			
CAPTITAL-OTE								
GENERAL								
ST. SUP. SPECIAL								
FEDERAL								
OTHER								
EQUIPMENT	191,973				191,973			
GENERAL	67,533				67,533			
ST. SUP. SPECIAL	14,481				14,481			
FEDERAL								
OTHER	109,959				109,959			
VEHICLES								
GENERAL								
ST. SUP. SPECIAL								
FEDERAL								
OTHER								
WIRELESS DEV								
GENERAL								
ST. SUP. SPECIAL								
FEDERAL								
OTHER								
SUBSIDIES	44,720,893		(16,631,670)	(16,631,670)	28,089,223			
GENERAL	155,503				155,503			
ST. SUP. SPECIAL	11,149,697		(5,631,670)	(5,631,670)	5,518,027			
FEDERAL								
OTHER	33,415,693		(11,000,000)	(11,000,000)	22,415,693			
TOTAL	65,070,987		(16,631,670)	(16,631,670)	48,439,317			

FUNDING

GENERAL FUNDS	7,314,363				7,314,363			
ST. SUP. SPCL FUNDS	12,684,708		(5,631,670)	(5,631,670)	7,053,038			
FEDERAL FUNDS								
OTHER SP. FUNDS	45,071,916		(11,000,000)	(11,000,000)	34,071,916			
TOTAL	65,070,987		(16,631,670)	(16,631,670)	48,439,317			

POSITIONS

GENERAL FTE	69.00				69.00			
ST. SUP. SPCL. FTE	14.00				14.00			
FEDERAL FTE								
OTHER SP. FTE	115.00				115.00			
TOTAL	198.00				198.00			

PRIORITY LEVEL :

--	--	--	--	--	--	--	--	--

PROGRAM DECISION UNITS

University of Southern Mississippi

8 - Scholarship & Fellowships

Name of Agency

Program Name

	A	B	C	D	E			
EXPENDITURES	FY 2024 Appropriated	Escalations By DFA	Non-Recurring Items	Total Funding Change	FY 2025 Total Request			
SALARIES								
GENERAL								
ST. SUP. SPECIAL								
FEDERAL								
OTHER								
TRAVEL								
GENERAL								
ST. SUP. SPECIAL								
FEDERAL								
OTHER								
CONTRACTUAL	23,430,975				23,430,975			
GENERAL	8,242,668				8,242,668			
ST. SUP. SPECIAL	1,767,403				1,767,403			
FEDERAL								
OTHER	13,420,904				13,420,904			
COMMODITIES								
GENERAL								
ST. SUP. SPECIAL								
FEDERAL								
OTHER								
CAPTITAL-OTE								
GENERAL								
ST. SUP. SPECIAL								
FEDERAL								
OTHER								
EQUIPMENT								
GENERAL								
ST. SUP. SPECIAL								
FEDERAL								
OTHER								
VEHICLES								
GENERAL								
ST. SUP. SPECIAL								
FEDERAL								
OTHER								
WIRELESS DEV								
GENERAL								
ST. SUP. SPECIAL								
FEDERAL								
OTHER								
SUBSIDIES								
GENERAL								
ST. SUP. SPECIAL								
FEDERAL								
OTHER								
TOTAL	23,430,975				23,430,975			

FUNDING

GENERAL FUNDS	8,242,668				8,242,668			
ST. SUP. SPCL FUNDS	1,767,403				1,767,403			
FEDERAL FUNDS								
OTHER SP. FUNDS	13,420,904				13,420,904			
TOTAL	23,430,975				23,430,975			

POSITIONS

GENERAL FTE								
ST. SUP. SPCL. FTE								
FEDERAL FTE								
OTHER SP. FTE								
TOTAL								

PRIORITY LEVEL :

--	--	--	--	--	--	--	--	--

PROGRAM DECISION UNITS

University of Southern Mississippi

9 - Mandatory Transfers

Name of Agency

Program Name

	A	B	C	D	E			
EXPENDITURES	FY 2024 Appropriated	Escalations By DFA	Non-Recurring Items	Total Funding Change	FY 2025 Total Request			
SALARIES								
GENERAL								
ST. SUP. SPECIAL								
FEDERAL								
OTHER								
TRAVEL								
GENERAL								
ST. SUP. SPECIAL								
FEDERAL								
OTHER								
CONTRACTUAL								
GENERAL								
ST. SUP. SPECIAL								
FEDERAL								
OTHER								
COMMODITIES								
GENERAL								
ST. SUP. SPECIAL								
FEDERAL								
OTHER								
CAPTITAL-OTE								
GENERAL								
ST. SUP. SPECIAL								
FEDERAL								
OTHER								
EQUIPMENT								
GENERAL								
ST. SUP. SPECIAL								
FEDERAL								
OTHER								
VEHICLES								
GENERAL								
ST. SUP. SPECIAL								
FEDERAL								
OTHER								
WIRELESS DEV								
GENERAL								
ST. SUP. SPECIAL								
FEDERAL								
OTHER								
SUBSIDIES								
GENERAL								
ST. SUP. SPECIAL								
FEDERAL								
OTHER								
TOTAL								

FUNDING

GENERAL FUNDS								
ST. SUP. SPCL FUNDS								
FEDERAL FUNDS								
OTHER SP. FUNDS								
TOTAL								

POSITIONS

GENERAL FTE								
ST. SUP. SPCL. FTE								
FEDERAL FTE								
OTHER SP. FTE								
TOTAL								

PRIORITY LEVEL :

--	--	--	--	--	--	--	--	--

PROGRAM DECISION UNITS

University of Southern Mississippi

10 - Non-Mandatory Transfers

Name of Agency

Program Name

	A	B	C	D	E			
EXPENDITURES	FY 2024 Appropriated	Escalations By DFA	Non-Recurring Items	Total Funding Change	FY 2025 Total Request			
SALARIES								
GENERAL								
ST. SUP. SPECIAL								
FEDERAL								
OTHER								
TRAVEL								
GENERAL								
ST. SUP. SPECIAL								
FEDERAL								
OTHER								
CONTRACTUAL								
GENERAL								
ST. SUP. SPECIAL								
FEDERAL								
OTHER								
COMMODITIES								
GENERAL								
ST. SUP. SPECIAL								
FEDERAL								
OTHER								
CAPTITAL-OTE								
GENERAL								
ST. SUP. SPECIAL								
FEDERAL								
OTHER								
EQUIPMENT								
GENERAL								
ST. SUP. SPECIAL								
FEDERAL								
OTHER								
VEHICLES								
GENERAL								
ST. SUP. SPECIAL								
FEDERAL								
OTHER								
WIRELESS DEV								
GENERAL								
ST. SUP. SPECIAL								
FEDERAL								
OTHER								
SUBSIDIES								
GENERAL								
ST. SUP. SPECIAL								
FEDERAL								
OTHER								
TOTAL								

FUNDING

GENERAL FUNDS								
ST. SUP. SPCL FUNDS								
FEDERAL FUNDS								
OTHER SP. FUNDS								
TOTAL								

POSITIONS

GENERAL FTE								
ST. SUP. SPCL. FTE								
FEDERAL FTE								
OTHER SP. FTE								
TOTAL								

PRIORITY LEVEL :

--	--	--	--	--	--	--	--	--

PROGRAM NARRATIVE

Program Data Collected in Accordance with the Mississippi Performance Budget and Strategic Planning Act of 1994
(To Accompany Form MBR-1-03)

University of Southern Mississippi

1 - Instruction

Name of Agency

Program Name

I. Program Description:

This program is comprised of all expenditures related to the institution's teaching activities, including credit and non-credit courses for academic, occupational, and professional instruction. Department research and public service activities which are not budgeted separately as well as departmental chairpersons are also included.

II. Program Objective:

The overall objective of the instruction program is to provide credit and non-credit academic and academic-support courses and activities geared toward ensuring that the best possible quality programs of study are provided consistent with the requirements of appropriate accrediting agencies and/or learned societies.

PROGRAM NARRATIVE

Program Data Collected in Accordance with the Mississippi Performance Budget and Strategic Planning Act of 1994
(To Accompany Form MBR-1-03)

University of Southern Mississippi

2 - Research

Name of Agency

Program Name

I. Program Description:

This program includes all expenditures for activities specifically organized to produce research outcomes, whether funded internally or from outside sources, whether performed by individuals or research centers, and budgeted separately.

II. Program Objective:

To provide basic research in those disciplines in which the University offers a major so that our faculty can stay up to date and vibrant in their classrooms. In addition, every attempt is made to advance the frontiers of learning.

PROGRAM NARRATIVE

Program Data Collected in Accordance with the Mississippi Performance Budget and Strategic Planning Act of 1994
(To Accompany Form MBR-1-03)

University of Southern Mississippi

3 - Public Service

Name of Agency

Program Name

I. Program Description:

This program includes funds expended for activities that are established primarily to provide non-institutional services beneficial to individuals and groups external to the institution. These activities include community service programs, cooperative extension services, conferences, institutes, general advisory services, reference bureaus, radio and tv, consulting and similar non-instructional services to particular sectors of the community.

II. Program Objective:

The Public Services Program provides non-instructional services beneficial to individuals and groups that are external to the University. Among these activities are publications, consulting, general advisory services and reference bureaus.

PROGRAM NARRATIVE

Program Data Collected in Accordance with the Mississippi Performance Budget and Strategic Planning Act of 1994
(To Accompany Form MBR-1-03)

University of Southern Mississippi

4 - Academic Support

Name of Agency

Program Name

I. Program Description:

This program includes funds expended primarily to provide support services for the institution's primary missions of instruction, research, and public service. It includes (1) libraries, museums, galleries; (2) services that directly assist the academic functions of the institution, such as demonstration schools; (3) media ; (4) computing support; (5) academic administration and personnel development providing administration support and management direction.

II. Program Objective:

The basic objective of the Academic Support Program is to provide support for the Institution's primary mission --instruction, research and public service. It includes: (1) retention, preservation and display of education materials, (2) provision of services that directly assist the academic functions of the institution, (3) media such as audiovisual services and technology such as computing support.

PROGRAM NARRATIVE

Program Data Collected in Accordance with the Mississippi Performance Budget and Strategic Planning Act of 1994
(To Accompany Form MBR-1-03)

University of Southern Mississippi

5 - Student Services

Name of Agency

Program Name

I. Program Description:

This program includes funds expended for offices of Admissions and Registrar and those activities whose primary purpose is to contribute to the student's development outside the formal instruction program. It includes expenditures for student activities, cultural events, student newspaper, intramural athletics, student organizations, supplemental remedial instruction, counseling and career guidance, student aid administration, and student health service.

II. Program Objective:

Student Services covers the offices of Admissions and Registrar and those activities whose primary function is to contribute to the student's emotional and physical well-being and to his/her intellectual, cultural and social development outside the context of the formal instruction program. It includes counseling and career guidance.

PROGRAM NARRATIVE

Program Data Collected in Accordance with the Mississippi Performance Budget and Strategic Planning Act of 1994
(To Accompany Form MBR-1-03)

University of Southern Mississippi

6 - Institutional Support

Name of Agency

Program Name

I. Program Description:

This program includes expenditures for: (1) central executive level activities concerned with management and long-range planning of the entire institution, such as governing board, planning and programming, and legal services; (2) fiscal operations, including the investment office; (3) administrative data processing; (4) space management (5) employee personnel and records.

II. Program Objective:

Institutional support includes: (1) central executive activities concerned with management and long-range planning of the entire institution; (2) fiscal operations; (3) administrative data processing; (4) space management (5) employee personnel and records ; (6) general administrative expenses; (7) logistical activities that provide procurement, store rooms, safety and security to the institution.

III. Current program activities as supported by the funding in Columns 6-15 (FY 2024 & FY 2025 Increase/Decrease for continuations) of MBR-1-03 and designated Budget Unit Decisions columns of MBR-1-03-A:

(C) Non-Recurring:

Non Recurring due to reappropriation in FY2024

PROGRAM NARRATIVE

Program Data Collected in Accordance with the Mississippi Performance Budget and Strategic Planning Act of 1994
(To Accompany Form MBR-1-03)

University of Southern Mississippi

7 - Operation & Maintenance

Name of Agency

Program Name

I. Program Description:

This program includes all expenditures of current operating funds for the operation and maintenance of physical plant. It includes all expenditures for operations established to provide services and maintenance related to grounds and facilities, including utilities, fire protection, property insurance and similar items.

II. Program Objective:

The operation and maintenance activities include providing janitorial and maintenance services, utility service, and fire protection for the entire campus. These services are essential for building, equipment, and other facilities to be in useful condition for the faculty, staff and students.

III. Current program activities as supported by the funding in Columns 6-15 (FY 2024 & FY 2025 Increase/Decrease for continuations) of MBR-1-03 and designated Budget Unit Decisions columns of MBR-1-03-A:

(C) Non-Recurring:

Non-recurring Capital Expense funding

PROGRAM NARRATIVE

Program Data Collected in Accordance with the Mississippi Performance Budget and Strategic Planning Act of 1994
(To Accompany Form MBR-1-03)

University of Southern Mississippi

8 - Scholarship & Fellowships

Name of Agency

Program Name

I. Program Description:

This program includes expenditures for scholarships and fellowships in the form of outright grants to students selected by the institution and financed with current funds, restricted or unrestricted, including trainee stipends, prizes, and rewards.

II. Program Objective:

This program involves providing grants to students (either from selection by the institution or from an entitlement program). It also includes trainer stipends, prizes and awards, except trainer stipends awarded to individuals who are not enrolled in formal course work.

PROGRAM NARRATIVE

Program Data Collected in Accordance with the Mississippi Performance Budget and Strategic Planning Act of 1994
(To Accompany Form MBR-1-03)

University of Southern Mississippi

9 - Mandatory Transfers

Name of Agency

Program Name

I. Program Description:

This program includes transfers from the Current Funds group to other fund groups arising out of (1) binding legal agreements related to the financing of the educational plant, such as amounts for debt retirements, interest, and required provisions for renewals and replacements of plant, not financed from other sources, and (2) grant agreements with agencies of the Federal government, donors, and other organizations to match gifts and grants to loan and other funds.

II. Program Objective:

Mandatory Transfers are those which are required by external binding contracts.

PROGRAM NARRATIVE

Program Data Collected in Accordance with the Mississippi Performance Budget and Strategic Planning Act of 1994
(To Accompany Form MBR-1-03)

University of Southern Mississippi

10 - Non-Mandatory Transfers

Name of Agency

Program Name

I. Program Description:

This program includes those transfers from the Current Funds group to other fund groups made at the discretion of the governing board to serve a variety of objectives, such as additions to loan funds, additions to quasi-endowment funds, general or specific plant additions, voluntary renewals and replacements of plants and repayments on debt principal.

II. Program Objective:

Non-Mandatory Transfers are those which are required to support activities for which legally binding agreements do not exist.

Elements of Quality Program Design

For the Evaluation of Requests to Fund New Programs or New Activity in an Existing Program
(To Accompany Form MBR-1-03A)

PROGRAM PERFORMANCE MEASURES

Program Data Collected in Accordance with the Mississippi Performance Budget and Strategic Planning Act of 1994

* 0.00 in the "APPRO" column may indicate the measure is not in the agency appropriations bill.

University of Southern Mississippi (268-00)

1 - Instruction

Name of Agency

PROGRAM NAME

PROGRAM OUTPUTS: (This is the measure of the process necessary to carry on the goals and objectives of this program. This is the volume produced, i.e., how many people served, how many documents generated.)

	FY 2023 APPRO	FY 2023 ACTUAL	FY 2024 ESTIMATED	FY 2025 PROJECTED
1 Average ACT score of entering freshmen.	23.00	23.00	23.00	23.00
2 Number of degrees awarded to adult learners who enter college for the first time at age 23 or older.	48.00	48.00	48.00	48.00
3 Percentage of degrees awarded in 4 years to adult learners who enter college for the first time age 23 or older	26.90	26.90	26.90	26.90
4 Percentage of degrees awarded in 6 years to adult learners who enter college for the first time age 23 or older.	32.70	32.70	32.70	32.70
5 Percentage of degrees awarded in 8 years to adult learners who enter college for the first time age 23 or older.	32.70	32.70	32.70	32.70
6 Number of graduate degrees awarded.	1,000.00	1,000.00	1,000.00	1,000.00
7 Number of entering students who are enrolled in intermediate (remedial) courses during their first year.	646.00	646.00	646.00	646.00
8 Percentage of entering students who are enrolled in intermediate (remedial) courses during their first year.	40.70	40.70	40.70	40.70
9 Number of entering students who are enrolled in intermediate (remedial) courses during their first year, broken out by math only	315.00	315.00	315.00	315.00
10 Percentage of entering students who are enrolled in intermediate (remedial) courses during their first year, broken out by math only	19.80	19.80	19.80	19.80
11 Number of entering students who are enrolled in intermediate (remedial) courses during their first year, broken out by English/reading only.	164.00	164.00	164.00	164.00
12 Percentage of entering students who are enrolled in intermediate (remedial) courses during their first year, broken out by English/reading only	10.30	10.30	10.30	10.30
13 Number of entering students who are enrolled in intermediate (remedial) courses during their first year, in both math and English/reading simultaneously.	167.00	167.00	167.00	167.00
14 Percentage of entering students who are enrolled in intermediate (remedial) courses during their first year, in both math and English/reading simultaneously.	10.50	10.50	10.50	10.50
15 Number of graduate degrees awarded in science, technology, engineering, and math	113.00	113.00	113.00	113.00
16 Percentage of graduate degrees awarded in science, technology, engineering, and math	11.40	11.40	11.40	11.40

PROGRAM EFFICIENCIES: (This is the measure of the cost, unit cost or productivity associated with a given outcome or output. This measure indicates linkage between services and funding, i.e., cost per investigation, cost per student or number of days to complete investigation.)

	FY 2023 APPRO	FY 2023 ACTUAL	FY 2024 ESTIMATED	FY 2025 PROJECTED
1 Percentage of fall intermediate (remedial) math students completing the (remedial math) course within two years.	87.30	87.30	87.30	87.30
2 Percentage of fall intermediate (remedial) English/reading students completing the (remedial English/reading) course within 2 years.	83.70	83.70	83.70	83.70
3 First-year retention rate (from fall to fall) for entering full-time freshmen	70.00	70.00	70.00	70.00

PROGRAM PERFORMANCE MEASURES

Program Data Collected in Accordance with the Mississippi Performance Budget and Strategic Planning Act of 1994

* 0.00 in the "APPRO" column may indicate the measure is not in the agency appropriations bill.

University of Southern Mississippi (268-00)	1 - Instruction			
Name of Agency	PROGRAM NAME			
4 Percentage of full-time students completing 24 credit hours within one academic year.	77.90	77.90	77.90	77.90
5 Percentage of part-time students completing 12 credit hours within one academic year.	57.30	57.30	57.30	57.30
6 Number of undergraduate degrees awarded per 100 undergraduate full-time equivalent (FTE) enrollment.	25.60	25.60	25.60	25.60
7 Student graduation rates (first-time freshmen cohort students graduating within 4 years)	28.30	28.30	28.30	28.30
8 Student graduation rates (first-time freshmen cohort students graduating within 6 years)	49.00	49.00	49.00	49.00
9 Student graduation rates (first-time freshmen cohort students graduating within 8 years)	50.80	50.80	50.80	50.80
10 Percentage of Mississippi median family income required to cover tuition and fees at Mississippi public four-year higher educational institutions (ACS Median Household Income \$39,464)	38.20	38.20	38.20	38.20
11 Dollars spent on remedial coursework	359,775.00	359,775.00	359,775.00	359,775.00
12 Percentage of teaching faculty with terminal degrees (doctorate and first professional degrees).	83.30	83.30	83.30	83.30
13 Percentage of enrolled graduate students who complete graduate degree	77.10	77.10	77.10	77.10
14 Total state expenditures per total FTE student.	16,677.00	16,677.00	16,677.00	16,677.00
15 13,915. 14,938. Number of graduate degrees awarded per 100 graduate FTE enrollment.	44.00	44.00	44.00	44.00
16 Number of students completing 30 hours	13,915.00	13,915.00	13,915.00	13,915.00
17 Number of students completing 60 hours	10,132.00	10,132.00	10,132.00	10,132.00

PROGRAM OUTCOMES: (This is the measure of the quality or effectiveness of the services provided by this program. This measure provides an assessment of the actual impact or public benefit of your agency's actions. This is the results produced, i.e., increased customer satisfaction by x% within a 12-month period, reduce the number of traffic fatalities due to drunk drivers within a 12-month period.

	FY 2023 APPRO	FY 2023 ACTUAL	FY 2024 ESTIMATED	FY 2025 PROJECTED
1 Percentage of state's population age 25 years and over with a bachelor's degree or higher	23.20	23.20	23.20	23.20
2 Number of graduates in high-need disciplines (Science, technology, engineering, & math)	476.00	476.00	476.00	476.00
3 Number of graduates in high-need disciplines (Education)	253.00	253.00	253.00	253.00
4 Number of graduates in high-need disciplines (Health)	162.00	162.00	162.00	162.00
5 Number of graduates in high-need disciplines (Science, technology, engineering, math, education, and nursing combined)	891.00	891.00	891.00	891.00
6 Number of graduates in teaching from Mississippi public higher educational institutions	262.00	262.00	262.00	262.00
7 Licensure exam pass rates for graduates with four year degrees (undergraduate Praxis)	72.30	72.30	72.30	72.30
8 Licensure exam pass rates for graduates with four year degrees (NCLEX-RN)	99.30	99.30	99.30	99.30
9 Licensure exam pass rates for graduates with four year degrees (other undergraduate licensure)	0.00	0.00	0.00	0.00
10 Licensure exam pass rates for graduates with four year degrees (All undergraduate licensure pass rates)	78.30	78.30	78.30	78.30

PROGRAM PERFORMANCE MEASURES

Program Data Collected in Accordance with the Mississippi Performance Budget and Strategic Planning Act of 1994

** 0.00 in the "APPRO" column may indicate the measure is not in the agency appropriations bill.*

University of Southern Mississippi (268-00)		1 - Instruction			
Name of Agency			PROGRAM NAME		
11	Licensure exam pass rate for graduate school graduates (graduate Praxis)	91.90	91.90	91.90	91.90
12	Licensure exam pass rate for graduate school graduates (other licensure)	83.30	83.30	83.30	83.30
13	Licensure exam pass rate for graduate school graduates (All graduate licensure pass rates)	86.80	86.80	86.80	86.80
14	Number of undergraduate degrees awarded.	12,221.00	12,221.00	12,221.00	12,221.00
15	Number of degrees (Graduate & Undergraduate) awarded in the STEM Field	3,463.00	3,463.00	3,463.00	3,463.00
16	Number of degrees (Graduate & Undergraduate) awarded in the Health Field	830.00	830.00	830.00	830.00
17	Number of degrees (Graduate & Undergraduate) awarded in the Education Field	1,044.00	1,044.00	1,044.00	1,044.00

PROGRAM PERFORMANCE MEASURES

Program Data Collected in Accordance with the Mississippi Performance Budget and Strategic Planning Act of 1994

** 0.00 in the "APPRO" column may indicate the measure is not in the agency appropriations bill.*

University of Southern Mississippi (268-00)

2 - Research

Name of Agency

PROGRAM NAME

PROGRAM OUTPUTS: (This is the measure of the process necessary to carry on the goals and objectives of this program. This is the volume produced, i.e., how many people served, how many documents generated.)

	FY 2023 APPRO	FY 2023 ACTUAL	FY 2024 ESTIMATED	FY 2025 PROJECTED
1 Dollar value of total external research grants and contracts awarded to Mississippi public universities	91,459,490.00	91,459,490.00	91,459,490.00	91,459,490.00
2 Percentage of external research grants and contracts awarded to Mississippi public universities from federal sources	82.10	82.10	82.10	82.10

PROGRAM OUTCOMES: (This is the measure of the quality or effectiveness of the services provided by this program. This measure provides an assessment of the actual impact or public benefit of your agency's actions. This is the results produced, i.e., increased customer satisfaction by x% within a 12-month period, reduce the number of traffic fatalities due to drunk drivers within a 12-month period.)

	FY 2023 APPRO	FY 2023 ACTUAL	FY 2024 ESTIMATED	FY 2025 PROJECTED
1 Number of patents obtained by Mississippi public universities in emerging technologies.	0.00	0.00	0.00	0.00

PROGRAM 3% GENERAL FUND REDUCTION AND NARRATIVE EXPLANATION

University of Southern Mississippi (268-00)

	Fiscal Year 2024 Funding			FY 2024 GF PERCENT REDUCED
	Total Funds	Reduced Amount	Reduced Funding Amount	

Program Name: (1) Instruction				
General	28,739,853	(2,054,986)	26,684,867	(7.15%)
State Support Special	6,162,435		6,162,435	
Federal				
Other Special	46,794,899		46,794,899	
TOTAL	81,697,187	(2,054,986)	79,642,201	

Narrative Explanation:
Hiring freeze would cover 3% reduction.

Program Name: (2) Research				
General	2,649,527		2,649,527	
State Support Special	568,116		568,116	
Federal				
Other Special	4,314,020		4,314,020	
TOTAL	7,531,663		7,531,663	

Narrative Explanation:

Program Name: (3) Public Service				
General	758,398		758,398	
State Support Special	162,616		162,616	
Federal				
Other Special	1,234,843		1,234,843	
TOTAL	2,155,857		2,155,857	

Narrative Explanation:

Program Name: (4) Academic Support				
General	7,975,605		7,975,605	
State Support Special	1,710,139		1,710,139	
Federal				
Other Special	12,986,067		12,986,067	
TOTAL	22,671,811		22,671,811	

Narrative Explanation:

Program Name: (5) Student Services				
General	5,061,753		5,061,753	
State Support Special	1,085,346		1,085,346	
Federal				
Other Special	8,241,661		8,241,661	
TOTAL	14,388,760		14,388,760	

Narrative Explanation:

PROGRAM 3% GENERAL FUND REDUCTION AND NARRATIVE EXPLANATION

University of Southern Mississippi (268-00)

	Fiscal Year 2024 Funding			FY 2024 GF PERCENT REDUCED
	Total Funds	Reduced Amount	Reduced Funding Amount	

Program Name: (6) Institutional Support				
General	7,757,357		7,757,357	
State Support Special	1,663,342		1,663,342	
Federal				
Other Special	12,630,706		12,630,706	
TOTAL	22,051,405		22,051,405	
Narrative Explanation:				

Program Name: (7) Operation & Maintenance				
General	7,314,363		7,314,363	
State Support Special	12,684,708		12,684,708	
Federal				
Other Special	45,071,916		45,071,916	
TOTAL	65,070,987		65,070,987	
Narrative Explanation:				

Program Name: (8) Scholarship & Fellowships				
General	8,242,668		8,242,668	
State Support Special	1,767,403		1,767,403	
Federal				
Other Special	13,420,904		13,420,904	
TOTAL	23,430,975		23,430,975	
Narrative Explanation:				

Program Name: (9) Mandatory Transfers				
General				
State Support Special				
Federal				
Other Special				
TOTAL				
Narrative Explanation:				

Program Name: (10) Non-Mandatory Transfers				
General				
State Support Special				
Federal				
Other Special				
TOTAL				

PROGRAM 3% GENERAL FUND REDUCTION AND NARRATIVE EXPLANATION

University of Southern Mississippi (268-00)

	Fiscal Year 2024 Funding			FY 2024 GF PERCENT REDUCED
	Total Funds	Reduced Amount	Reduced Funding Amount	

TOTAL				
--------------	--	--	--	--

Narrative Explanation:

Program Name: (99) Summary of All Programs				
General	68,499,524	(2,054,986)	66,444,538	(3.00%)
State Support Special	25,804,105		25,804,105	
Federal				
Other Special	144,695,016		144,695,016	
TOTAL	238,998,645	(2,054,986)	236,943,659	

BOARD OF TRUSTEES OF STATE INSTITUTIONS OF HIGHER LEARNING MEMBERS

University of Southern Mississippi (268-00)
Name of Agency

A. Explain Rate and manner in which board members are reimbursed:

Board members are reimbursed through the Institution of Higher Learning System Administration budget with a per diem of \$40 plus expenses.

B. Estimated number of meetings FY 2024:

12 (Twelve)

C. Board Members	City, Town, Residence	Appointed By	Date Appointed	Length of Term
1. Dr. Alfred E. McNair, Jr.	Ocean Springs, MSS	Bryant	05/08/2015	9 years
2. Dr. J. Walt Starr	Columbus, MS	Bryant	05/08/2015	9 years
3. Mr. Chip Morgan	Leland, MS	Bryant	05/08/2015	9 years
4. Mr. Tom Duff	Hattiesburg, MS	Bryant	05/08/2015	9 years
5. Dr. Steven Cunningham	Hattiesburg, MS	Bryant	05/08/2018	9 years
6. Mr. Bruce Martin	Meridian, MS	Bryant	05/08/2018	9 years
7. Mr. Powell "Gee" Ogletree, Jr.	Ridgeland, MS	Bryant	05/08/2018	9 years
8. Mrs. Jeanne Luckey	Ocean Springs, MS	Bryant	05/08/2018	9 years
9. Dr. Ormella Cummings	Tupelo, MS	Reeves	05/18/2021	9 years
10. Mr. Gregg Rader	Columbus, MS	Reeves	05/18/2021	9 years
11. Mr. Hal Parker	Bolton, MS	Reeves	05/18/2021	9 years
12. Ms. Teresa Hubbard	Oxford, MS	Reeves	05/18/2021	9 years

Identify Statutory Authority (Code Section or Executive Order Number)*

Constitutional Amendment 213A of the Constitution of the State of Mississippi.

*If Executive Order, please attach copy.

**SCHEDULE B
CONTRACTUAL SERVICES**

University of Southern Mississippi (268-00)

Name of Agency

MINOR OBJECT OF EXPENDITURE	(1) Actual Expenses FY Ending June 30, 2023	(2) Estimated Expenses FY Ending June 30, 2024	(3) Requested for FY Ending June 30, 2025
-----------------------------	--	---	--

A. Tuition, Rewards & Awards (61050xxx-61080xxx)			
605110 Grants	2,000	2,000	2,000
605122 Honarariums	5,450	5,450	5,450
605125 Waivers	(150,923)	(150,923)	(150,923)
605130 Scholarships	22,909,197	22,963,553	22,963,553
605140 Awards	7,847	10,000	10,000
Total	22,773,571	22,830,080	22,830,080

B. Transportation & Utilities (61100xxx-61200xxx)			
605210 Postage And Post Office Charge	(3,350)	(3,350)	(3,350)
605220 Telephone Local Service	233,523	250,000	250,000
605229 Telephone Local/Features Inc	(430,813)	(430,813)	(430,813)
605230 Telephone Long Distance	7,534	10,000	10,000
605239 Telephone LD Inc	(13,951)	(13,951)	(13,951)
605240 Telephone Installation And Mai	7,098	12,000	12,000
605245 Telephone Cellular	11,736	15,000	15,000
605247 Internet	188,942	220,000	220,000
605249 Telephone Other Inc	(15,981)	(15,981)	(15,981)
605250 Cable TV	194,439	250,000	250,000
605259 Cable TV Inc	(240,056)	(240,056)	(240,056)
605260 Transportation Of Things	32,814	34,633	34,633
605269 Internet Service Inc	(67,451)	(67,451)	(67,451)
605310 Utilities - Electricity	4,110,102	4,200,000	4,200,000
605320 Utilities - Heat	1,851,263	1,900,000	1,900,000
605330 Utilities - Water	66,134	70,000	70,000
Total	5,931,983	6,190,031	6,190,031

C. Public Information (61300xxx-6131xxxx)			
605410 Advertising	793,965	820,000	820,000
605420 Publicity And Public Informati	2,422	2,422	2,422
Total	796,387	822,422	822,422

D. Rents (61400xxx-61490xxx)			
605401 IB Cont Svc Facility Rental	96,045	100,000	100,000
605510 Rental Of Building And Floor S	25,762	30,000	30,000
605530 Rental Of Office Equipment	169,848	175,000	175,000
605540 Rental Of Edp And Computer Equ	312	312	312

**SCHEDULE B
CONTRACTUAL SERVICES**

University of Southern Mississippi (268-00)

Name of Agency

MINOR OBJECT OF EXPENDITURE	(1) Actual Expenses FY Ending June 30, 2023	(2) Estimated Expenses FY Ending June 30, 2024	(3) Requested for FY Ending June 30, 2025
605545 Computer Usage Charges	341	500	500
605560 Boat Rental	746	1,000	1,000
605579 Tech A/V & Computer Rental Inc	2,524	3,000	3,000
605589 UTDC Usage Inc	(1,980)	(1,980)	(1,980)
605590 Other Rental	88,270	100,000	100,000
Total	381,868	407,832	407,832
E. Repairs & Service (61500xxx)			
605620 Repair And Svc - Buildings And	1,980	2,200	2,200
605630 Repair And Svc Farm Equipment	465	465	465
605640 Repair And Svc Vehicles	15,229	20,000	20,000
605650 Repair And Svcg Office Equipme	2,615	3,000	3,000
605660 Maintenance Contracts - Equipm	98,398	125,000	125,000
605679 Tech A/V Labor Inc	(22,427)	(22,427)	(22,427)
605690 Repair And Svcg Other Equipmen	3,382	4,000	4,000
605694 iTech Contractual Services	7,632	8,500	8,500
605695 Physical Plant Contractual Ser	637,303	650,000	650,000
Total	744,577	790,738	790,738
F. Fees, Professional & Other Services (6161xxxx-61699xxx)			
605700 IB Cont Svc Prof	102,390	102,390	102,390
605730 Auditing Fees	146,725	146,725	146,725
605740 Medical	1,080	1,080	1,080
605750 Instructional Services	78,233	78,233	78,233
605760 Legal Fees	173,279	173,279	173,279
605770 Laboratory And Testing Fees	27	27	27
605780 Consultant Expense Reimburse	45,119	45,119	45,119
605790 Other Professional Fees And Svc	3,420,498	3,420,498	3,420,498
605793 Technology Prof Fees & Svcs	391,398	391,398	391,398
605795 Police Department Special Duty	1,084	1,084	1,084
Total	4,359,833	4,359,833	4,359,833
G. Other Contractual Services (61700xxx-61790xxx, 61900xxx)			
605160 Professional Development Fees	158,260	165,000	165,000
605170 Other Institutional Allowances	714	714	714
605180 Stipends	(1,000)	(1,000)	(1,000)
605185 Stipends - USM Students	27,250	30,000	30,000
605190 Participant Cost-Cont Services	(5,432)	(5,432)	(5,432)

**SCHEDULE B
CONTRACTUAL SERVICES**

University of Southern Mississippi (268-00)

Name of Agency

MINOR OBJECT OF EXPENDITURE	(1) Actual Expenses FY Ending June 30, 2023	(2) Estimated Expenses FY Ending June 30, 2024	(3) Requested for FY Ending June 30, 2025
605195 IB Cont Serv Participant Cost	(10,952)	(10,952)	(10,952)
605200 IB Cont Svcs Comcat	173,038	200,000	200,000
605810 Insurance And Fidelity Bonds	1,613,493	1,750,000	1,750,000
605820 Dues	471,999	500,000	500,000
605830 Laundry, Dry Clean And Towel S	3,342	3,800	3,800
605840 Subscriptions	365,001	375,000	375,000
605841 TS eTools Library use only	95,674	100,000	100,000
605842 PS eSerials Library use only	2,512	3,000	3,000
605843 PS eRefDB Library use only	1,742,049	1,800,000	1,800,000
605859 Student Recruitment Costs	37,791	40,000	40,000
605860 Employee Recruitment Costs	61,008	65,000	65,000
605865 Employee Moving	99,754	110,000	110,000
Total	4,834,501	5,125,130	5,125,130

H. Information Technology (61800xxx-61890xxx)

605870 Computer Software Acquisitions	744,956	820,000	820,000
605880 Computer Software Maintenance	2,633,048	2,730,000	2,730,000
605889 Tech SW Mtce Inc	(40,480)	(40,480)	(40,480)
605890 Other Contractual Services	66,035	75,000	75,000
Total	3,403,559	3,584,520	3,584,520

I. Other (61910xxx-61990xxx)

605400 Int Billing Cont Services	107,959	110,000	110,000
605891 Provision For Bad Debts	740,125	750,000	750,000
605893 Auxiliary Administrative Expense	(425,363)	(425,363)	(425,363)
605895 Accreditation And Review	22,601	25,000	25,000
605993 Collection Costs	13,223	18,000	18,000
605994 Bank/Merchant Fees	131,580	150,000	150,000
605995 Refunds And Adjustments	(150)	(150)	(150)
605997 Bank Fraud	(370)	(370)	(370)
Total	589,605	627,117	627,117

Grand Total

(Enter on Line 1-B of Form MBR-1)

	43,815,884	44,737,703	44,737,703
--	-------------------	-------------------	-------------------

Funding Summary:

General Funds	16,160,107	15,738,058	15,738,058
State Support Special Funds	3,365,242	3,374,573	3,374,573
Federal Funds			

**SCHEDULE B
CONTRACTUAL SERVICES**

University of Southern Mississippi (268-00)

Name of Agency

MINOR OBJECT OF EXPENDITURE	(1) Actual Expenses FY Ending June 30, 2023	(2) Estimated Expenses FY Ending June 30, 2024	(3) Requested for FY Ending June 30, 2025
Other Special Funds	24,290,535	25,625,072	25,625,072
Total Funds	43,815,884	44,737,703	44,737,703

**SCHEDULE C
COMMODITIES**

University of Southern Mississippi (268-00)

Name of Agency

MINOR OBJECT OF EXPENDITURE	(1) Actual Expenses FY Ending June 30, 2023	(2) Estimated Expenses FY Ending June 30, 2024	(3) Requested for FY Ending June 30, 2025
A. Maintenance & Constr. Materials & Supplies (62000xxx, 62015xxx)			
606010 Land Improvement Supplies	68,676	73,000	73,000
606020 Building Construction Supplies	134,217	150,000	150,000
606030 Paints And Preservatives	(31,763)	(31,763)	(31,763)
606040 Hardware, Plumbing, & Electrl	(332,820)	(332,820)	(332,820)
606050 Custodial Supplies & Cleaning	267,763	270,000	270,000
606090 Other Maintenance Materials	129,148	135,000	135,000
Total	235,221	263,417	263,417
B. Printing & Office Supplies & Materials (62010xxx, 62085xxx, 62100xxx, 62125xxx, 62400xxx)			
606110 Printing, Binding And Padding	415,327	415,327	415,327
606114 Specialty Printing 1	21,094	23,000	23,000
606115 Specialty Printing 2	22,569	24,500	24,500
606120 Duplication And Reproduction	652	750	750
606130 Office Supplies And Materials	205,117	212,000	212,000
606140 Purchased Instructional Materi	103,034	110,000	110,000
Total	767,793	785,577	785,577
C. Equipment Repair Parts, Supplies & Acces. (6205xxxx, 62072xxx, 62110xxx, 62115xxx, 62120xxx, 62130xxx)			
606210 Fuels	134,282	136,000	136,000
606220 Lubricating Oils And Greases	1,814	2,200	2,200
606230 Tires And Tubes	4,902	5,100	5,100
606240 Repair And Replacement Parts	298,295	305,000	305,000
606250 Shop Supplies	33,116	35,500	35,500
606290 Other Equip Repair Parts And S	8,132	9,400	9,400
Total	480,541	493,200	493,200
D. Professional & Sci. Supplies and Materials (62025xxx, 62030xxx, 62070xxx, 62095xxx, 62105xxx, 6212xxxx)			
606310 Laboratory And Testing Supplie	29,938	30,050	30,050
606320 Photographic & Reproduction Su	15	20	20
606350 Other Chemicals	1,600	1,650	1,650
606390 Other Prof & Scientific Suppli	17,853	1,800	1,800
606408 Pcard exception	5,994	6,250	6,250
606410 Small Tools	14,113	14,500	14,500
606411 Office Mch, Furn, Fix < \$5000	56,479	59,420	59,420
606414 Medical Equip < \$5000	1,920	2,500	2,500
606415 Data Processing Equip <\$5000	506,745	508,000	508,000
606416 Radio TV Equip < \$5000	18,483	20,000	20,000

**SCHEDULE C
COMMODITIES**

University of Southern Mississippi (268-00)

Name of Agency

MINOR OBJECT OF EXPENDITURE	(1) Actual Expenses FY Ending June 30, 2023	(2) Estimated Expenses FY Ending June 30, 2024	(3) Requested for FY Ending June 30, 2025
606418 Other Equip < \$5000	311,501	315,000	315,000
606419 Tech HW/Equip Inc	880	900	900
606420 Radio, Television Supplies & R	778	800	800
Total	966,299	960,890	960,890
E. Other Supplies & Materials (62005xxx, 62015xxx, 62020xxx, 62035xxx, 62040xxx, 62045xxx, 62060xxx, 62065xxx, 62075xxx-62080xxx, 62090xxx, 62115xxx, 62135xxx, 62140xxx, 62405xxx, 62415xxx, 62500xxx-62999xxx)			
606190 Participant Cost - Commodities	8,217	9,500	9,500
606430 Clothes And Dry Goods For Pers	136,434	138,400	138,400
606440 Food For Persons	379,663	383,250	383,250
606450 Feed For Animals	80	150	150
606460 Seed And Plants	2,741	3,000	3,000
606470 Fertilizer And Chemicals	22,044	22,500	22,500
606479 Tech A/V Supplies and Material	3,934	4,100	4,100
606489 Tech MAC Supplies and Material	(4,531)	(4,531)	(4,531)
606490 Other Supplies And Materials	616,290	623,800	623,800
606491 Theatre Props	1,370	1,450	1,450
606495 Furniture & Equip under \$1000	46,180	48,000	48,000
606496 Computer, Camera&TVunder \$250	6,010	6,500	6,500
606498 P Card Purchase Commodities	208	250	250
606600 Int Billing Commodities	11,691	11,871	11,871
606601 Commodities - Equip reclass	(100)	(100)	(100)
Total	1,230,231	1,248,140	1,248,140
Grand Total <i>(Enter on Line 1-C of Form MBR-1)</i>	3,680,085	3,751,224	3,751,224
Funding Summary:			
General Funds	1,357,283	1,319,625	1,319,625
State Support Special Funds	282,646	282,956	282,956
Federal Funds			
Other Special Funds	2,040,156	2,148,643	2,148,643
Total Funds	3,680,085	3,751,224	3,751,224

**SCHEDULE D-1
CAPITAL OUTLAY
OTHER THAN EQUIPMENT**

University of Southern Mississippi (268-00)

Name of Agency

MINOR OBJECT OF EXPENDITURE	(1) Actual Expenses FY Ending June 30, 2023	(2) Estimated Expenses FY Ending June 30, 2024	(3) Requested for FY Ending June 30, 2025
C. Infrastructure & Other (63100xxx)			
608160 Library Books	60,687	90,000	90,000
608165 Paper Back Binding (Libraries Only)	1,098	2,887	2,887
Total	61,785	92,887	92,887
Grand Total <i>(Enter on Line 1-D-1 of Form MBR-1)</i>	61,785	92,887	92,887
Funding Summary:			
General Funds	22,787	32,676	32,676
State Support Special Funds	4,745	7,006	7,006
Federal Funds			
Other Special Funds	34,253	53,205	53,205
Total Funds	61,785	92,887	92,887

**SCHEDULE D-2
CAPITAL OUTLAY EQUIPMENT**

University of Southern Mississippi (268-00)

Name of Agency

EQUIPMENT BY ITEM	Act. FY Ending June 30, 2023		Est. FY Ending June 30, 2024		Req. FY Ending June 30, 2025	
	No. of Units	Total Cost	No. of Units	Total Cost	No. of Units	Total Cost

B. Road Machinery, Farm & Other Equipment (63300xxx)						
Vehicles Over \$5,000	1	25,503	1	139,754	1	139,754
Total		25,503		139,754		139,754

C. Office Machines, Furniture, Fixtures, Equip. (63200xxx)						
Off Mach Furn Fix Over \$5,000	1	8,960	1	40,000	1	40,000
Total		8,960		40,000		40,000

D. IT/IS Equipment (DP & Telecommunications) (63200xxx)						
Data Proc Equip Over \$5,000	1	82,576	1	175,000	1	175,000
Total		82,576		175,000		175,000

F. Other Equipment (63200xxx)						
Scientific Equip Over \$5,000	1	4,756	1	15,000	1	15,000
Other Equipment Over \$5,000	1	19,676	1	50,000	1	50,000
Total		24,432		65,000		65,000

Grand Total <i>(Enter on Line 1-D-2 of Form MBR-1)</i>		141,471		419,754		419,754
--	--	----------------	--	----------------	--	----------------

Funding Summary:						
General Funds		52,177		147,663		147,663
State Support Special Funds		10,866		31,662		31,662
Federal Funds						
Other Special Funds		78,428		240,429		240,429
Total Funds		141,471		419,754		419,754

**SCHEDULE D-3
PASSENGER/WORK VEHICLES**

University of Southern Mississippi (268-00)

Name of Agency

MINOR OBJECT OF EXPENDITURE	Vehicle Inventory June 30, 2023	Act. FY Ending June 30, 2023		Est. FY Ending June 30, 2024		Req. FY Ending June 30, 2025	
		No. of Units	Total Cost	No. of Units	Total Cost	No. of Units	Total Cost

A. Passenger & Work Vehicles (63300xxx)							
Vehicles Vehicles	262						
Total (A)	262						

GRAND TOTAL <i>(Enter on Line 1-D-3 of Form MBR-1)</i>							
--	--	--	--	--	--	--	--

Funding Summary:			
General Funds			
State Support Special Funds			
Federal Funds			
Other Special Funds			
Total Funds			

**SCHEDULE D-4
WIRELESS COMMUNICATION DEVICES**

University of Southern Mississippi (268-00)
Name of Agency _____

MINOR OBJECT OF EXPENDITURE	Device Inventory June 30, 2023	Act. FY Ending June 30, 2023		Est. FY Ending June 30, 2024		Req. FY Ending June 30, 2025	
		No. of Devices	Actual Cost	No. of Devices	Estimated Cost	No. of Devices	Requested Cost

Grand Total <i>(Enter on Line 1-D-4 of Form MBR-1)</i>							
--	--	--	--	--	--	--	--

Funding Summary:							
General Funds							
State Support Special Funds							
Federal Funds							
Other Special Funds							
Total Funds							

SCHEDULE E
SUBSIDIES, LOANS & GRANTS

University of Southern Mississippi (268-00)

Name of Agency

MINOR OBJECT OF EXPENDITURE	(1) Actual Expenses FY Ending June 30, 2023	(2) Estimated Expenses FY Ending June 30, 2024	(3) Requested for FY Ending June 30, 2025
E. Other, Transfers (67000xxx-67199xxx, 67998xxx, 68500xxx-68860xxx, 70045xxx-70080xxx, 80000xxx-80500xxx)			
691100 Non Mandatory Transfers Out Unrestricted	(804,858)	(804,858)	(804,858)
691100 Transfers	184,890	(184,890)	(250,000)
691100 Transfer	555,047	(555,047)	
691100 CEF	2,246,324	11,856,291	5,484,684
691300 Non Mandatory Transfers Out Designated	(62,201)	(62,201)	(62,201)
691400 Non Mandatory Transfers Out Auxiliary	17,575,935	28,897,196	28,897,196
691700 Non Mandatory Trans Out Plant Fund	3,519,317	11,044,000	44,000
Total	23,214,454	50,190,491	33,308,821
Grand Total			
<i>(Enter on Line 1-E of Form MBR-1)</i>	23,214,454	50,190,491	33,308,821
Funding Summary:			
General Funds	6,273,700	2,079,627	2,079,627
State Support Special Funds	4,038,817	11,562,271	5,680,601
Federal Funds			
Other Special Funds	12,901,937	36,548,593	25,548,593
Total Funds	23,214,454	50,190,491	33,308,821

NARRATIVE
2025 BUDGET REQUEST

University of Southern Mississippi (268-00)

Name of Agency

The University of Southern Mississippi is a community of engaged citizens, operating as a public, student-centered, doctoral-granting research university serving Mississippi, the nation, and the world. The University is dedicated to scholarship and learning, integrating students at all levels in the creation and application of knowledge through excellence in teaching, research, creative activities, outreach, and service. The University nurtures student success by providing distinctive and competitive educational programs embedded in a welcoming environment, preparing a diverse student population to embark on meaningful life endeavors.

As a public research institution, the University of Southern Mississippi creates and disseminates knowledge through a wide array of programs of instruction, research, public service, and economic development. Over the next five years, the University will be engaged in the accomplishment of eight major, institutional goals that will enable the University to become a model student-centered public research university.

1. Support student success to foster retention, progression, and graduation
2. Promote teaching, research, and creative excellence
3. Strategically expand undergraduate and graduate enrollment
4. Strengthen economic and community partnerships
5. Invest in faculty and staff to maximize their potential
6. Promote a culture of inclusiveness of people and ideas
7. Enhance physical, technological, and financial infrastructure to support our mission, vision, and values
8. Improve efficiency and effectiveness of institutional processes and systems

In public higher education in the State of Mississippi and nation-wide, the University must compete for students, faculty, and staff, forcing the University to adapt and evolve into an increasingly market-driven organization. In addition, the shift in revenues that has occurred over the last ten years from being primarily supported by state appropriations to one that is primarily supported by tuition has intensified recruiting and student success efforts. Navigating this shift in financing, enhancing student recruiting and retention initiatives, and attempting to recruit and retain talented faculty and staff in an intensely competitive industry will be the major challenges facing the University over the next five years. State support will be pivotal to the University's ability to continue to provide the benefits of quality education, research, public service, and economic development programs to the people of the State of Mississippi in the years ahead.

**OUT-OF-STATE TRAVEL
FISCAL YEAR 2025**

University of Southern Mississippi (268-00)

Name of Agency

Note: All expenditures recorded on this form must be totaled and said total must agree with the out-of-state travel amount indicated for FY 2023 on Form Mbr-1, line 1.A.2.b.

Employee's Name	Destination	Purpose	Travel Cost	Funding Source
ABULAWI,AMANDA	PTE/PORTLAND OR	Conf/Semnr/Wkshp	629	GF/Self
ABULAWI,AMANDA	PORTLAND, OR	Conf/Semnr/Wkshp	890	GF/Self
ABULAWI,AMANDA	PORTLAND, OR	Conf/Semnr/Wkshp	70	GF/Self
Abulawi,Amanda	HUNTSVILLE, AL	Conf/Semnr/Wkshp	225	GF/Self
ADCOCK,ANDREW	FAIRHOPE, AL	Conf/Semnr/Wkshp	720	GF/Self
ADEDIGBA,GBADEOLUW A	NASHVILLE, TN	Conf/Semnr/Wkshp	548	GF/Self
ADEDIGBA,GBADEOLUW A	NASHVILLE, TN	Conf/Semnr/Wkshp	169	GF/Self
ADEDIGBA,GBADEOLUW A	NASHVILLE, TN	Conf/Semnr/Wkshp	548	GF/Self
ADEDIGBA,GBADEOLUW A	NASHVILLE, TN	Conf/Semnr/Wkshp	169	GF/Self
ADEGOKE,ABDULSALAM	LITTLE ROCK, AR	Conf/Semnr/Wkshp	423	GF/Self
ADEGOKE,ABDULSALAM	LITTLE ROCK, AR	Conf/Semnr/Wkshp	145	GF/Self
ADEGOKE,ABDULSALAM	VANCOUVER, CANADA	Conf/Semnr/Wkshp	1,000	GF/Self
ADKINS,NELL	SAN DESTIN, FL	Conf/Semnr/Wkshp	1,005	GF/Self
ADKINS,NELL	SAN DESTIN, FL	Conf/Semnr/Wkshp	308	GF/Self
ALFORD,MAC	WINSTON-SALEM, NC	Conf/Semnr/Wkshp	570	GF/Self
Alford,Mac Haverson	WINSTON-SALEM, NORTH CAROLINA	Conf/Semnr/Wkshp	1,315	GF/Self
Alford,Mac Haverson	WINSTON-SALEM, NORTH CAROLINA	Conf/Semnr/Wkshp	(385)	GF/Self
ALLEN,BRANDON LANE	BIRMINGHAM, AL	Conf/Semnr/Wkshp	178	GF/Self
ALLEN,BRANDON LANE	BIRMINGHAM, AL	Conf/Semnr/Wkshp	275	GF/Self
ALLEN,BRANDON LANE	ORLANDO FL	Conf/Semnr/Wkshp	934	GF/Self
ALLEN,BRANDON LANE	ORLANDO FL	Conf/Semnr/Wkshp	712	GF/Self
AMATO,KYLIE	NEW ORLEANS LA	Conf/Semnr/Wkshp	393	GF/Self
AMATO,KYLIE	NEW ORLEANS LA	Conf/Semnr/Wkshp	140	GF/Self
AMATO,KYLIE	NEW ORLEANS LA	Conf/Semnr/Wkshp	101	GF/Self
AMATO,KYLIE	PTE/KANSAS CITY, MO	Conf/Semnr/Wkshp	405	GF/Self
AMATO,KYLIE	PTE/KANSAS CITY, MO	Conf/Semnr/Wkshp	650	GF/Self
ANDERSON,LESLIE A	NEW ORLEANS, LA	Research and Teaching	191	GF/Self
ANDERSON,LESLIE A	NEW ORLEANS, LA	Research and Teaching	91	GF/Self
ANDERSON,LESLIE A	NEW ORLEANS, LA	Research and Teaching	312	GF/Self

**OUT-OF-STATE TRAVEL
FISCAL YEAR 2025**

University of Southern Mississippi (268-00)

Name of Agency

Note: All expenditures recorded on this form must be totaled and said total must agree with the out-of-state travel amount indicated for FY 2023 on Form Mbr-1, line 1.A.2.b.

Employee's Name	Destination	Purpose	Travel Cost	Funding Source
ANDERSON-LEWIS,CHARKARRA	NEW ORLEANS, LA	Conf/Semnr/Wkshp	597	GF/Self
ANDERSON-LEWIS,CHARKARRA	NEW ORLEANS, LA	Conf/Semnr/Wkshp	147	GF/Self
ANDERSON-LEWIS,CHARKARRA	NEW ORLEANS, LA	Conf/Semnr/Wkshp	157	GF/Self
ANTHONY,KATHRYN	BIRMINGHAM, AL	Research and Teaching	573	GF/Self
ANTHONY,KATHRYN	BIRMINGHAM, AL	Research and Teaching	1,002	GF/Self
BALL,JABORIUS	BALTIMORE, MD	Conf/Semnr/Wkshp	266	GF/Self
BALL,JABORIUS	BALTIMORE, MD	Conf/Semnr/Wkshp	153	GF/Self
BALL,JABORIUS	BALTIMORE, MD	Conf/Semnr/Wkshp	31	GF/Self
BALL,JABORIUS	BALTIMORE, MD	Conf/Semnr/Wkshp	22	GF/Self
BALL,JABORIUS	TR-LAS VEGAS NV	Conf/Semnr/Wkshp	522	GF/Self
BALL,JABORIUS	TR-LAS VEGAS NV	Conf/Semnr/Wkshp	32	GF/Self
BALL,JABORIUS	TR-LAS VEGAS NV	Conf/Semnr/Wkshp	1,161	GF/Self
BALL,JABORIUS	TR-LAS VEGAS NV	Conf/Semnr/Wkshp	153	GF/Self
BARATI,MEHDI	FT LAUDERDALE, FL	Business Meeting	1,052	GF/Self
BARATI,MEHDI	FT LAUDERDALE, FL	Business Meeting	280	GF/Self
BARATI,MEHDI	FT LAUDERDALE, FL	Business Meeting	40	GF/Self
BAS,AYSE BANU ELMADAG	CHARLOTTE, NC	Conf/Semnr/Wkshp	733	GF/Self
BAS,AYSE BANU ELMADAG	CHARLOTTE, NC	Conf/Semnr/Wkshp	789	GF/Self
BASKIN,LAWANDA	LOUISVILLE, KY	Conf/Semnr/Wkshp	1,105	GF/Self
BASKIN,LAWANDA	LOUISVILLE, KY	Conf/Semnr/Wkshp	106	GF/Self
BASKIN,LAWANDA	LOUISVILLE, KY	Conf/Semnr/Wkshp	124	GF/Self
BASKIN,LAWANDA	BATON ROUGE, LA	Conf/Semnr/Wkshp	183	GF/Self
Baskin,LaWanda Wallace	LOUISVILLE, KY	Conf/Semnr/Wkshp	500	GF/Self
Baskin,LaWanda Wallace	GULF SHORES, ALABAMA	Conf/Semnr/Wkshp	475	GF/Self
Baskin,LaWanda Wallace	ORLANDO, FL	Conf/Semnr/Wkshp	630	GF/Self
BAXTER,ALLEN	HUNTSVILLE AL	Conf/Semnr/Wkshp	531	GF/Self
BAXTER,ALLEN	HUNTSVILLE AL	Conf/Semnr/Wkshp	412	GF/Self
BAXTER,ALLEN	HUNTSVILLE AL	Conf/Semnr/Wkshp	30	GF/Self
BENNETT,CHARLES ALDEN III	BOGALUSA LA	Recruitment	75	GF/Self

**OUT-OF-STATE TRAVEL
FISCAL YEAR 2025**

University of Southern Mississippi (268-00)

Name of Agency

Note: All expenditures recorded on this form must be totaled and said total must agree with the out-of-state travel amount indicated for FY 2023 on Form Mbr-1, line 1.A.2.b.

Employee's Name	Destination	Purpose	Travel Cost	Funding Source
BENNETT,CHARLES ALDEN III	HUNTSVILLE, AL	Recruitment	222	GF/Self
BENNETT,CHARLES ALDEN III	HUNTSVILLE, AL	Recruitment	35	GF/Self
BENOIT-WARLICK,AMY	ORLANDO, FL	Conf/Semnr/Wkshp	647	GF/Self
BENOIT-WARLICK,AMY	ORLANDO, FL	Conf/Semnr/Wkshp	141	GF/Self
BENOIT-WARLICK,AMY	ORLANDO, FL	Conf/Semnr/Wkshp	354	GF/Self
BENOIT-WARLICK,AMY	ORLANDO, FL	Conf/Semnr/Wkshp	80	GF/Self
BENVENUTTI,LAURIE	MOBILE AL	Recruitment	359	GF/Self
BENVENUTTI,LAURIE	MOBILE AL	Recruitment	147	GF/Self
BENVENUTTI,LAURIE	MOBILE AL	Recruitment	3,493	GF/Self
BENVENUTTI,LAURIE	HUNTSVILLE, AL	Recruitment	222	GF/Self
BENVENUTTI,LAURIE	HUNTSVILLE, AL	Recruitment	35	GF/Self
BENVENUTTI,LAURIE	ST. LOUIS, MO	Conf/Semnr/Wkshp	1,632	GF/Self
BENVENUTTI,LAURIE	ST. LOUIS, MO	Conf/Semnr/Wkshp	153	GF/Self
BENVENUTTI,LAURIE	ST. LOUIS, MO	Conf/Semnr/Wkshp	62	GF/Self
BENVENUTTI,LAURIE	MOBILE, AL - PENSACOLA	Recruitment	760	GF/Self
BENVENUTTI,LAURIE	MOBILE, AL - PENSACOLA	Recruitment	170	GF/Self
BENVENUTTI,LAURIE	MOBILE, AL - PENSACOLA	Recruitment	44	GF/Self
BENVENUTTI,LAURIE	ST. LOUIS, MO	Conf/Semnr/Wkshp	317	GF/Self
BLACK,HALI	PITTSBURGH, PA	Conf/Semnr/Wkshp	318	GF/Self
BLACK,HALI	PITTSBURGH, PA	Conf/Semnr/Wkshp	836	GF/Self
BLACK,HALI	PITTSBURGH, PA	Conf/Semnr/Wkshp	121	GF/Self
BLACK,HALI	PITTSBURGH, PA	Conf/Semnr/Wkshp	101	GF/Self
BLACK,HALI	HOUSTON, TX	Research and Teaching	600	GF/Self
BLACK,HALI	HOUSTON, TX	Research and Teaching	(600)	GF/Self
BLACK,HALI	HOUSTON, TX	Research and Teaching	600	GF/Self
BLACK,HALI	HOUSTON, TX	Research and Teaching	109	GF/Self
BLACK,HALI	HOUSTON, TX	Research and Teaching	327	GF/Self
BLACK,HALI	HOUSTON, TX	Research and Teaching	168	GF/Self
BLACK,HALI	HOUSTON, TX	Research and Teaching	267	GF/Self
BLACKWELL,CLAIRE MARIE	NEW ORLEANS, LA	Conf/Semnr/Wkshp	968	GF/Self

**OUT-OF-STATE TRAVEL
FISCAL YEAR 2025**

University of Southern Mississippi (268-00)

Name of Agency

Note: All expenditures recorded on this form must be totaled and said total must agree with the out-of-state travel amount indicated for FY 2023 on Form Mbr-1, line 1.A.2.b.

Employee's Name	Destination	Purpose	Travel Cost	Funding Source
BLACKWELL,CLAIRE MARIE	NEW ORLEANS, LA	Conf/Semnr/Wkshp	145	GF/Self
BLACKWELL,CLAIRE MARIE	NEW ORLEANS, LA	Conf/Semnr/Wkshp	254	GF/Self
BOND,CHARLES T	PTE/ BRISBANE, AUSTRALIA	Presentation	1,749	GF/Self
BOTTEMA,A JOHANNES	ATLANTA, GA	Conf/Semnr/Wkshp	708	GF/Self
BOTTEMA,A JOHANNES	ATLANTA, GA	Conf/Semnr/Wkshp	165	GF/Self
BOTTEMA,A JOHANNES	ATLANTA, GA	Conf/Semnr/Wkshp	127	GF/Self
BOWEN,ANDREW	LITTLE ROCK, AR	Conf/Semnr/Wkshp	500	GF/Self
BOYER,LEMUEL	ST. LOUIS, MO	Conf/Semnr/Wkshp	886	GF/Self
BOYER,LEMUEL	ST. LOUIS, MO	Conf/Semnr/Wkshp	470	GF/Self
Branch,Whitney Holeman	ORLANDO, FLORIDA	Conf/Semnr/Wkshp	999	GF/Self
BRANNOCK,JENNIFER	DUBLIN, IRELAND	Conf/Semnr/Wkshp	1,370	GF/Self
BRANNOCK,JENNIFER	DUBLIN, IRELAND	Conf/Semnr/Wkshp	1,249	GF/Self
BRANNOCK,JENNIFER	DUBLIN, IRELAND	Conf/Semnr/Wkshp	614	GF/Self
BRIDGES,LAUREN	PORTLAND, OREGON	Conf/Semnr/Wkshp	1,213	GF/Self
BRIDGES,LAUREN	PORTLAND, OREGON	Conf/Semnr/Wkshp	122	GF/Self
BRIDGES,LAUREN	PORTLAND, OREGON	Conf/Semnr/Wkshp	763	GF/Self
BRINK,ALYSON ALAYNE	NEW ORLEANS, LA	Other	150	GF/Self
Brooker,Margaret	SNOWBIRD, UTAH	Conf/Semnr/Wkshp	405	GF/Self
Brooker,Margaret	JACKSONVILLE, FL	Conf/Semnr/Wkshp	510	GF/Self
Brooker,Margaret	GAINESVILLE, GA	Conf/Semnr/Wkshp	1,480	GF/Self
BROOKER,MARGARET L	GAINESVILLE, GA	Conf/Semnr/Wkshp	2,473	GF/Self
BROOKER,MARGARET L	GAINESVILLE, GA	Conf/Semnr/Wkshp	301	GF/Self
BROOKS,MELISSA MARIE	PITTSBURGH, PA	Conf/Semnr/Wkshp	731	GF/Self
BROOKS,MELISSA MARIE	PITTSBURGH, PA	Conf/Semnr/Wkshp	105	GF/Self
BROOKS,MELISSA MARIE	RICHMOND, KY	Conf/Semnr/Wkshp	264	GF/Self
BROOKS,MELISSA MARIE	RICHMOND, KY	Conf/Semnr/Wkshp	31	GF/Self
BROOKS,MELISSA MARIE	JOHNSTOWN, PA	Business Meeting	46	GF/Self
BROOKS,MELISSA MARIE	JOHNSTOWN, PA	Business Meeting	127	GF/Self
BROOKS,MELISSA MARIE	PTE/SALT LAKE CITY UT	Conf/Semnr/Wkshp	436	GF/Self
BROOKS,MELISSA MARIE	SALT LAKE CITY UT	Conf/Semnr/Wkshp	581	GF/Self
BROOKS,MELISSA MARIE	SALT LAKE CITY UT	Conf/Semnr/Wkshp	189	GF/Self

**OUT-OF-STATE TRAVEL
FISCAL YEAR 2025**

University of Southern Mississippi (268-00)

Name of Agency

Note: All expenditures recorded on this form must be totaled and said total must agree with the out-of-state travel amount indicated for FY 2023 on Form Mbr-1, line 1.A.2.b.

Employee's Name	Destination	Purpose	Travel Cost	Funding Source
BROOKS,MICHAEL WESLEY	WASHINGTON, DC	Conf/Semnr/Wkshp	1,307	GF/Self
BROOKS,MICHAEL WESLEY	WASHINGTON, DC	Conf/Semnr/Wkshp	94	GF/Self
BROOKS,MICHAEL WESLEY	WASHINGTON, DC	Conf/Semnr/Wkshp	656	GF/Self
BROOKS,MICHAEL WESLEY	WASHINGTON, DC	Conf/Semnr/Wkshp	102	GF/Self
BROOME,JOHNATHAN HUGH	INDIANAPOLIS, IN	Conf/Semnr/Wkshp	1,403	GF/Self
BROOME,JOHNATHAN HUGH	INDIANAPOLIS, IN	Conf/Semnr/Wkshp	90	GF/Self
BROOME,JOHNATHAN HUGH	INDIANAPOLIS, IN	Conf/Semnr/Wkshp	417	GF/Self
BROOME,JOHNATHAN HUGH	INDIANAPOLIS, IN	Conf/Semnr/Wkshp	127	GF/Self
BROOME,JOHNATHAN HUGH	BOULDER, CO	Conf/Semnr/Wkshp	379	GF/Self
BROOME,JOHNATHAN HUGH	SEATTLE ,WA	Conf/Semnr/Wkshp	1,212	GF/Self
BROOME,JOHNATHAN HUGH	SEATTLE ,WA	Conf/Semnr/Wkshp	153	GF/Self
BROOME,JOHNATHAN HUGH	SEATTLE ,WA	Conf/Semnr/Wkshp	357	GF/Self
BROOME,JOHNATHAN HUGH	SEATTLE ,WA	Conf/Semnr/Wkshp	106	GF/Self
BROOME,JOHNATHAN HUGH	BOULDER, CO	Conf/Semnr/Wkshp	153	GF/Self
BROOME,JOHNATHAN HUGH	BOULDER, CO	Conf/Semnr/Wkshp	547	GF/Self
BROOME,JOHNATHAN HUGH	BOULDER, CO	Conf/Semnr/Wkshp	181	GF/Self
BROOME,JOHNATHAN HUGH	WEST LAFAYETTE IN	Conf/Semnr/Wkshp	919	GF/Self
BROOME,JOHNATHAN HUGH	WEST LAFAYETTE IN	Conf/Semnr/Wkshp	440	GF/Self
BROOME,JOHNATHAN HUGH	WEST LAFAYETTE IN	Conf/Semnr/Wkshp	221	GF/Self
Brown,Heather	FT. WORTH, TEXAS	Conf/Semnr/Wkshp	326	GF/Self
Brown,Heather	POINT CLEAR, ALABAMA	Conf/Semnr/Wkshp	499	GF/Self
BROWN,MARIA	CHICAGO, IL	Conf/Semnr/Wkshp	1,059	GF/Self
BROWN,MARIA	CHICAGO, IL	Conf/Semnr/Wkshp	232	GF/Self
BROWN,MARIA	CHICAGO, IL	Conf/Semnr/Wkshp	185	GF/Self
BROWNL EE,EMMA GRACE	MOBILE, AL - PENSACOLA, FL	Recruitment	804	GF/Self

**OUT-OF-STATE TRAVEL
FISCAL YEAR 2025**

University of Southern Mississippi (268-00)

Name of Agency

Note: All expenditures recorded on this form must be totaled and said total must agree with the out-of-state travel amount indicated for FY 2023 on Form Mbr-1, line 1.A.2.b.

Employee's Name	Destination	Purpose	Travel Cost	Funding Source
BROWNLEE,EMMA GRACE	MOBILE, AL - PENSACOLA, FL	Recruitment	153	GF/Self
BROWNLEE,EMMA GRACE	CHATOM, AL - MOBILE, AL	Recruitment	505	GF/Self
BROWNLEE,EMMA GRACE	CHICKASAW, AL -GULF BREEZE	Recruitment	498	GF/Self
BROWNLEE,EMMA GRACE	CHICKASAW, AL -GULF BREEZE	Recruitment	214	GF/Self
BROWNLEE,EMMA GRACE	PENSACOLA, FL	Recruitment	725	GF/Self
BROWNLEE,EMMA GRACE	DAPHNE, AL - NAVARRE, FL	Recruitment	382	GF/Self
BROWNLEE,EMMA GRACE	DAPHNE, AL - NAVARRE, FL	Recruitment	55	GF/Self
BROWNLEE,EMMA GRACE	MOBILE AL	Recruitment	385	GF/Self
BROWNLEE,EMMA GRACE	MOBILE AL	Recruitment	329	GF/Self
BROWNLEE,EMMA GRACE	MOBILE AL	Recruitment	642	GF/Self
BROWNLEE,EMMA GRACE	OZARK AL	Recruitment	568	GF/Self
BROWNLEE,EMMA GRACE	PANAMA CITY BEACH FL	Recruitment	857	GF/Self
BROWNLEE,EMMA GRACE	NAVARRE, FL	Recruitment	251	GF/Self
BROWNLEE,EMMA GRACE	FORT WALTON, FL	Recruitment	295	GF/Self
BROWNLEE,EMMA GRACE	PENSACOLA, FL - CANTONMENT	Recruitment	230	GF/Self
BROWNLEE,EMMA GRACE	PENSACOLA, FL - CANTONMENT	Recruitment	208	GF/Self
BROWNLEE,EMMA GRACE	THOMASVILLE, AL- BREWTON	Recruitment	343	GF/Self
BROWNLEE,EMMA GRACE	THOMASVILLE, AL- BREWTON	Recruitment	157	GF/Self
BROWNLEE,EMMA GRACE	MILTON, FL	Recruitment	251	GF/Self
BROWNLEE,EMMA GRACE	MILTON, FL	Recruitment	220	GF/Self
BROWNLEE,EMMA GRACE	ROBERTSDALE,AL -GULF SHORES	Business Meeting	765	GF/Self
BROWNLEE,EMMA GRACE	ROBERTSDALE,AL -GULF SHORES	Business Meeting	172	GF/Self
BROWNLEE,EMMA GRACE	PACE, FL - DAPHNE, AL	Recruitment	213	GF/Self
BROWNLEE,EMMA GRACE	PACE, FL - DAPHNE, AL	Recruitment	58	GF/Self

**OUT-OF-STATE TRAVEL
FISCAL YEAR 2025**

University of Southern Mississippi (268-00)

Name of Agency

Note: All expenditures recorded on this form must be totaled and said total must agree with the out-of-state travel amount indicated for FY 2023 on Form Mbr-1, line 1.A.2.b.

Employee's Name	Destination	Purpose	Travel Cost	Funding Source
BRUNDIDGE,LEAH O	NEW ORLEANS, LA	Business Meeting	140	GF/Self
BRUNDIDGE,LEAH O	NEW ORLEANS, LA	Business Meeting	140	GF/Self
BRUNDIDGE,LEAH O	NEW ORLEANS, LA	Business Meeting	51	GF/Self
BRUTON,SAMUEL	PORTLAND, OR	Conf/Semnr/Wkshp	980	GF/Self
BRUTON,SAMUEL	PORTLAND, OR	Conf/Semnr/Wkshp	420	GF/Self
BUCKLEY,KEVIN	THIBODAU, LA	Performance	170	GF/Self
BUCKLEY,KEVIN	THIBODAU, LA	Performance	59	GF/Self
BUCKLEY,KEVIN	ATLANTA, GA	Conf/Semnr/Wkshp	1,775	GF/Self
BUCKLEY,KEVIN	ATLANTA, GA	Conf/Semnr/Wkshp	115	GF/Self
BUCKLEY,KEVIN	NEW ORLEANS, LA	Conf/Semnr/Wkshp	421	GF/Self
BUCKLEY,KEVIN	NEW ORLEANS, LA	Conf/Semnr/Wkshp	132	GF/Self
BUCKLEY,KEVIN	NEW ORLEANS, LA	Conf/Semnr/Wkshp	88	GF/Self
BURNSIDE,ASHLEY CLAIRE	BALTIMORE, MD	Conf/Semnr/Wkshp	894	GF/Self
BURNSIDE,ASHLEY CLAIRE	BALTIMORE, MD	Conf/Semnr/Wkshp	85	GF/Self
BURNSIDE,ASHLEY CLAIRE	BALTIMORE, MD	Conf/Semnr/Wkshp	445	GF/Self
BURNSIDE,ASHLEY CLAIRE	BALTIMORE, MD	Conf/Semnr/Wkshp	170	GF/Self
BUSH,JACQUELYN THERESA	LEXINGTON, KY	Conf/Semnr/Wkshp	306	GF/Self
BUSH,JACQUELYN THERESA	LEXINGTON, KY	Conf/Semnr/Wkshp	402	GF/Self
CANNON,GORDON	WASHINGTON, DC	Business Meeting	1,541	GF/Self
CANNON,GORDON	WASHINGTON, DC	Business Meeting	89	GF/Self
CANNON,GORDON	WASHINGTON, DC	Business Meeting	678	GF/Self
CANNON,GORDON	WASHINGTON, DC	Business Meeting	71	GF/Self
CANNON,GORDON	NEW ORLEANS, LA	Business Meeting	141	GF/Self
CANNON,GORDON	DC	Business Meeting	1,591	GF/Self
CANNON,GORDON	DC	Business Meeting	86	GF/Self
CANNON,GORDON	DC	Business Meeting	666	GF/Self
CANNON,GORDON	DC	Business Meeting	159	GF/Self
CAO,JOANNE TRAN	PTE/HILTON HEAD, SC	Conf/Semnr/Wkshp	420	GF/Self
CAO,JOANNE TRAN	NEW ORLEANS, LA	Conf/Semnr/Wkshp	122	GF/Self
CAO,JOANNE TRAN	NEW ORLEANS, LA	Conf/Semnr/Wkshp	465	GF/Self

**OUT-OF-STATE TRAVEL
FISCAL YEAR 2025**

University of Southern Mississippi (268-00)

Name of Agency

Note: All expenditures recorded on this form must be totaled and said total must agree with the out-of-state travel amount indicated for FY 2023 on Form Mbr-1, line 1.A.2.b.

Employee's Name	Destination	Purpose	Travel Cost	Funding Source
CARLAN,PHIL	NATIONAL HARBOR, MD	Conf/Semnr/Wkshp	66	GF/Self
CARLAN,PHIL	NATIONAL HARBOR, MD	Conf/Semnr/Wkshp	80	GF/Self
CARLAN,PHIL	NATIONAL HARBOR, MD	Conf/Semnr/Wkshp	437	GF/Self
CARLAN,PHIL	NATIONAL HARBOR, MD	Conf/Semnr/Wkshp	155	GF/Self
CARLAN,PHIL	NATIONAL HARBOR, MD	Conf/Semnr/Wkshp	250	GF/Self
CARNEY,CAROLINE E	TALLAHASSEE, FL	Conf/Semnr/Wkshp	67	GF/Self
CAUSBY,MELODY	TEMPE, AZ	Conf/Semnr/Wkshp	500	GF/Self
CAUSBY,MELODY	NATIONAL HARBOR, MD	Performance	616	GF/Self
CAUSBY,MELODY	NATIONAL HARBOR, MD	Performance	260	GF/Self
CAUSBY,MELODY	NATIONAL HARBOR, MD	Performance	195	GF/Self
CAUSEY,CORNELIA	ST LOUIS, MO	Conf/Semnr/Wkshp	317	GF/Self
CAUSEY,CORNELIA	ST. LOUIS, MO	Conf/Semnr/Wkshp	1,632	GF/Self
CAUSEY,CORNELIA	ST. LOUIS, MO	Conf/Semnr/Wkshp	144	GF/Self
CAUSEY,CORNELIA	ST. LOUIS, MO	Conf/Semnr/Wkshp	266	GF/Self
CEWE-MALLOY,LEFFI	DENVER, CO	Conf/Semnr/Wkshp	349	GF/Self
CEWE-MALLOY,LEFFI	DENVER, CO	Conf/Semnr/Wkshp	397	GF/Self
CEWE-MALLOY,LEFFI	DENVER, CO	Conf/Semnr/Wkshp	197	GF/Self
CHASTEEN,AMY L	WASHINGTON, DC	Business Meeting	129	GF/Self
CHASTEEN,AMY L	WASHINGTON, DC	Business Meeting	80	GF/Self
CHASTEEN,AMY L	WASHINGTON, DC	Business Meeting	63	GF/Self
CHASTEEN,AMY L	NORFOLK, VA	Business Meeting	80	GF/Self
CHASTEEN,AMY L	NORFOLK, VA	Business Meeting	96	GF/Self
CHASTEEN,AMY L	NEW YORK, NY	Conf/Semnr/Wkshp	157	GF/Self
CHASTEEN,AMY L	NEW YORK, NY	Conf/Semnr/Wkshp	161	GF/Self
CHASTEEN,AMY L	PORTLAND OR	Conf/Semnr/Wkshp	1,194	GF/Self
CHASTEEN,AMY L	PORTLAND OR	Conf/Semnr/Wkshp	85	GF/Self
CHASTEEN,AMY L	PORTLAND OR	Conf/Semnr/Wkshp	792	GF/Self
CHASTEEN,AMY L	PORTLAND OR	Conf/Semnr/Wkshp	153	GF/Self
CHASTEEN,AMY L	MYRTLE BEACH SC	Conf/Semnr/Wkshp	403	GF/Self
CHASTEEN,AMY L	MYRTLE BEACH SC	Conf/Semnr/Wkshp	85	GF/Self
CHASTEEN,AMY L	MYRTLE BEACH SC	Conf/Semnr/Wkshp	387	GF/Self
CHASTEEN,AMY L	MYRTLE BEACH SC	Conf/Semnr/Wkshp	53	GF/Self

**OUT-OF-STATE TRAVEL
FISCAL YEAR 2025**

University of Southern Mississippi (268-00)

Name of Agency

Note: All expenditures recorded on this form must be totaled and said total must agree with the out-of-state travel amount indicated for FY 2023 on Form Mbr-1, line 1.A.2.b.

Employee's Name	Destination	Purpose	Travel Cost	Funding Source
CHASTEEN,AMY L	CHICAGO, IL	Conf/Semnr/Wkshp	634	GF/Self
CHASTEEN,AMY L	CHICAGO, IL	Conf/Semnr/Wkshp	153	GF/Self
CHASTEEN,AMY L	CHICAGO, IL	Conf/Semnr/Wkshp	517	GF/Self
CHASTEEN,AMY L	CHICAGO, IL	Conf/Semnr/Wkshp	109	GF/Self
CHEATLE,JOSEPH J NEFCY	VANCOUVER, CANADA	Conf/Semnr/Wkshp	567	GF/Self
CHEATLE,JOSEPH J NEFCY	VANCOUVER, CANADA	Conf/Semnr/Wkshp	350	GF/Self
CHEATLE,JOSEPH J NEFCY	VANCOUVER, CANADA	Conf/Semnr/Wkshp	904	GF/Self
CHEATLE,JOSEPH J NEFCY	VANCOUVER, CANADA	Conf/Semnr/Wkshp	295	GF/Self
CHEATLE,JOSEPH J NEFCY	VANCOUVER, CANADA	Conf/Semnr/Wkshp	188	GF/Self
CHEATLE,JOSEPH J NEFCY	MEMPHIS, TN	Conf/Semnr/Wkshp	502	GF/Self
CHEATLE,JOSEPH J NEFCY	MEMPHIS, TN	Conf/Semnr/Wkshp	380	GF/Self
CHEATLE,JOSEPH J NEFCY	MEMPHIS, TN	Conf/Semnr/Wkshp	23	GF/Self
CHEN,ALLEN	ALTANTA, GA	Research and Teaching	849	GF/Self
CHEN,ALLEN	ALTANTA, GA	Research and Teaching	216	GF/Self
CICCO,IAN	TEMPE, AZ	Conf/Semnr/Wkshp	184	GF/Self
CICCO,IAN	TEMPE, AZ	Conf/Semnr/Wkshp	(650)	GF/Self
CICCO,IAN	TEMPE, AZ	Conf/Semnr/Wkshp	127	GF/Self
CICCO,IAN	TEMPE, AZ	Conf/Semnr/Wkshp	189	GF/Self
CICCO,IAN	TEMPE, AZ	Conf/Semnr/Wkshp	150	GF/Self
CICCO,IAN	KANSAS CITY, MO	Conf/Semnr/Wkshp	680	GF/Self
CICCO,IAN	KANSAS CITY, MO	Conf/Semnr/Wkshp	291	GF/Self
CICCO,IAN	KANSAS CITY, MO	Conf/Semnr/Wkshp	65	GF/Self
CICCO,IAN	TEMPE, AZ	Conf/Semnr/Wkshp	698	GF/Self
CICCO,IAN	BATON ROUGE, LA	Conf/Semnr/Wkshp	359	GF/Self
CLEMONS,TRISTAN	ATLANTA GA	Conf/Semnr/Wkshp	134	GF/Self
CLEMONS,TRISTAN	ATLANTA GA	Conf/Semnr/Wkshp	175	GF/Self
CLEMONS,TRISTAN	NO, LA	Business Meeting	281	GF/Self
Coley,David E	LEXINGTON, KY	Recruitment	425	GF/Self
COLL,JAMES	NEW ORLEANS LA	Business Meeting	137	GF/Self
Coll,James P	LITTLE ROCK, AR	Conf/Semnr/Wkshp	995	GF/Self
Coll,James P	BATON ROUGE	Conf/Semnr/Wkshp	650	GF/Self
Coll,James P	BATON ROUGE, LA	Conf/Semnr/Wkshp	650	GF/Self

**OUT-OF-STATE TRAVEL
FISCAL YEAR 2025**

University of Southern Mississippi (268-00)

Name of Agency

Note: All expenditures recorded on this form must be totaled and said total must agree with the out-of-state travel amount indicated for FY 2023 on Form Mbr-1, line 1.A.2.b.

Employee's Name	Destination	Purpose	Travel Cost	Funding Source
COLLINS,MARY JANE	CHICAGO IL	Conf/Semnr/Wkshp	297	GF/Self
COLLINS,MARY JANE	PTE/CHICAGO IL	Conf/Semnr/Wkshp	559	GF/Self
COLLINS,MARY JANE	PTE/CHICAGO IL	Conf/Semnr/Wkshp	770	GF/Self
COLLINS,MARY JANE	CHICAGO IL	Conf/Semnr/Wkshp	87	GF/Self
COOK,CHARLES	THIBODAUX, LA	Conf/Semnr/Wkshp	1,077	GF/Self
COOK,CHARLES	THIBODAUX, LA	Conf/Semnr/Wkshp	75	GF/Self
COOKS,DARRA	NEW ORLEANS LA	Conf/Semnr/Wkshp	135	GF/Self
COOKS,DARRA	FAIRHOPE, AL	Conf/Semnr/Wkshp	230	GF/Self
COOKS,DARRA	DENHAM SPRING, LA	Conf/Semnr/Wkshp	194	GF/Self
COOKS,DARRA	NEW ORLEANS LA	Conf/Semnr/Wkshp	974	GF/Self
COOPER,SUBRINA L	SANDESTIN FL	Conf/Semnr/Wkshp	2,816	GF/Self
COOPER,SUBRINA L	SANDESTIN FL	Conf/Semnr/Wkshp	294	GF/Self
COTTON,JACOB CLARK	JACKSONVILLE FL	Conf/Semnr/Wkshp	1,207	GF/Self
COTTON,JACOB CLARK	JACKSONVILLE FL	Conf/Semnr/Wkshp	397	GF/Self
COTTON,JACOB CLARK	JACKSONVILLE FL	Conf/Semnr/Wkshp	77	GF/Self
Cotton,Jacob Clark	TUCSON ARIZONA	Conf/Semnr/Wkshp	567	GF/Self
COURTS,JENNIFER	BALTIMORE, MD	Performance	680	GF/Self
COURTS,JENNIFER	BALTIMORE, MD	Performance	83	GF/Self
COURTS,JENNIFER	BALTIMORE, MD	Performance	487	GF/Self
COURTS,JENNIFER	BALTIMORE, MD	Performance	58	GF/Self
CRAIG,RICHARD	ST LOUIS, MO	Conf/Semnr/Wkshp	997	GF/Self
CRAIG,RICHARD	ST LOUIS, MO	Conf/Semnr/Wkshp	63	GF/Self
CRAIG,RICHARD	ST LOUIS, MO	Conf/Semnr/Wkshp	470	GF/Self
CRAIG,RICHARD	ST LOUIS, MO	Conf/Semnr/Wkshp	2	GF/Self
CROFT, CHRIS	ATLANTA, GA	Conf/Semnr/Wkshp	225	GF/Self
CROFT, CHRIS	HOUSTON, TX	Conf/Semnr/Wkshp	125	GF/Self
CROFT, CHRIS	COLUMBIA, SC	Conf/Semnr/Wkshp	521	GF/Self
CROFT, CHRIS	COLUMBIA, SC	Conf/Semnr/Wkshp	216	GF/Self
CROFT, CHRIS	COLUMBIA, SC	Conf/Semnr/Wkshp	348	GF/Self
CROFT, CHRIS	COLUMBIA, SC	Conf/Semnr/Wkshp	325	GF/Self
CROFT, CHRIS	HOUSTON, TX	Conf/Semnr/Wkshp	216	GF/Self
CROFT, CHRIS	HOUSTON, TX	Conf/Semnr/Wkshp	130	GF/Self

**OUT-OF-STATE TRAVEL
FISCAL YEAR 2025**

University of Southern Mississippi (268-00)

Name of Agency

Note: All expenditures recorded on this form must be totaled and said total must agree with the out-of-state travel amount indicated for FY 2023 on Form Mbr-1, line 1.A.2.b.

Employee's Name	Destination	Purpose	Travel Cost	Funding Source
CROFT, CHRIS	HOUSTON, TX	Conf/Semnr/Wkshp	225	GF/Self
CUELLAR,NORMA	ORLANDO, FL	Conf/Semnr/Wkshp	520	GF/Self
CUELLAR,NORMA	ORLANDO, FL	Conf/Semnr/Wkshp	368	GF/Self
CUELLAR,NORMA	LOUISVILLE, KY	Conf/Semnr/Wkshp	170	GF/Self
CUELLAR,NORMA	LOUISVILLE, KY	Conf/Semnr/Wkshp	151	GF/Self
CUELLAR,NORMA	LOUISVILLE, KY	Conf/Semnr/Wkshp	140	GF/Self
CUELLAR,NORMA	WASHINGTON, DC	Conf/Semnr/Wkshp	501	GF/Self
CUELLAR,NORMA	WASHINGTON, DC	Conf/Semnr/Wkshp	85	GF/Self
CUELLAR,NORMA	WASHINGTON, DC	Conf/Semnr/Wkshp	334	GF/Self
CUELLAR,NORMA	WASHINGTON, DC	Conf/Semnr/Wkshp	40	GF/Self
CUELLAR,NORMA	PTE/DC	Conf/Semnr/Wkshp	995	GF/Self
CUEVAS,BRIAN	TUCSON, AZ	Business Meeting	448	GF/Self
CUEVAS,BRIAN	TUCSON, AZ	Business Meeting	19	GF/Self
CUEVAS,BRIAN	TUCSON, AZ	Business Meeting	731	GF/Self
CUEVAS,BRIAN	TUCSON, AZ	Business Meeting	42	GF/Self
CURTIS,ANNA	HOUSTON, TX	Business Meeting	101	GF/Self
CURTIS,ANNA	HOUSTON, TX	Business Meeting	160	GF/Self
CURTIS,ANNA	HOUSTON, TX	Business Meeting	9	GF/Self
D'Agostino,Shannon Jones	SAVANNAH, GA	Conf/Semnr/Wkshp	500	GF/Self
D'Agostino,Shannon Jones	TAMPA, FLORIDA	Conf/Semnr/Wkshp	675	GF/Self
DAHLBERG,NATHANIEL	DETROIT, MI	Research and Teaching	208	GF/Self
DANFORTH,MARIE ELAINE	NEW ORLEANS LA	Research and Teaching	144	GF/Self
DANFORTH,MARIE ELAINE	RENO, NV	Conf/Semnr/Wkshp	412	GF/Self
DANFORTH,MARIE ELAINE	PTE/RENO, NV	Conf/Semnr/Wkshp	440	GF/Self
DANFORTH,MARIE ELAINE	PTE/RENO, NV	Conf/Semnr/Wkshp	548	GF/Self
DE LA PUENTE HERRERO,JUAN	SAVANNAH, GA	Conf/Semnr/Wkshp	400	GF/Self
DE LA PUENTE HERRERO,JUAN	67672	Conf/Semnr/Wkshp	105	GF/Self
DE OLIVEIRA VEIVERBERG, FERNANDA	PTE/SEATTLE WA	Conf/Semnr/Wkshp	391	GF/Self
DE OLIVEIRA VEIVERBERG, FERNANDA	SEATTLE, WA	Conf/Semnr/Wkshp	109	GF/Self

**OUT-OF-STATE TRAVEL
FISCAL YEAR 2025**

University of Southern Mississippi (268-00)

Name of Agency

Note: All expenditures recorded on this form must be totaled and said total must agree with the out-of-state travel amount indicated for FY 2023 on Form Mbr-1, line 1.A.2.b.

Employee's Name	Destination	Purpose	Travel Cost	Funding Source
DEANS,JEREMY	JACKSON, MS	Recruitment	349	GF/Self
DEANS,JEREMY	RESTON, VA	Conf/Semnr/Wkshp	363	GF/Self
DEANS,JEREMY	RESTON, VA	Conf/Semnr/Wkshp	483	GF/Self
DIETLINGER,BARBARA	TUSCALOOSA, AL	Conf/Semnr/Wkshp	20	GF/Self
DIETLINGER,BARBARA	TUSCALOOSA, AL	Conf/Semnr/Wkshp	115	GF/Self
DIETLINGER,BARBARA	TUSCALOOSA, AL	Conf/Semnr/Wkshp	236	GF/Self
DIETLINGER,BARBARA	TUSCALOOSA, AL	Conf/Semnr/Wkshp	10	GF/Self
DIETLINGER,BARBARA	NEW ORLEANS, LA	Conf/Semnr/Wkshp	490	GF/Self
DIETLINGER,BARBARA	NEW ORLEANS, LA	Conf/Semnr/Wkshp	139	GF/Self
DIETLINGER,BARBARA	NEW ORLEANS, LA	Conf/Semnr/Wkshp	175	GF/Self
DIETLINGER,BARBARA	CLEVELAND, OH	Conf/Semnr/Wkshp	741	GF/Self
DIETLINGER,BARBARA	CLEVELAND, OH	Conf/Semnr/Wkshp	74	GF/Self
Dillon,Joseph Roderick	PITTSBURG, PA	Conf/Semnr/Wkshp	549	GF/Self
Dillon,Joseph Roderick	PITTSBURG, PA	Conf/Semnr/Wkshp	460	GF/Self
Dillon,Joseph Roderick	SALT LAKE CITY	Conf/Semnr/Wkshp	159	GF/Self
Dillon,Joseph Roderick	NEW ORLEANS	Conf/Semnr/Wkshp	380	GF/Self
Dillon,Joseph Roderick	RICHMOND, KY	Conf/Semnr/Wkshp	130	GF/Self
DOGRU,ALI KEMAL	ORLANDO, FL	Conf/Semnr/Wkshp	402	GF/Self
DOGRU,ALI KEMAL	ORLANDO, FL	Conf/Semnr/Wkshp	573	GF/Self
DOGRU,ALI KEMAL	ORLANDO, FL	Conf/Semnr/Wkshp	160	GF/Self
DOGRU,ALI KEMAL	ORLANDO, FL	Conf/Semnr/Wkshp	420	GF/Self
DONAHUE,PAUL T	NEW ORLEANS, LA	Conf/Semnr/Wkshp	197	GF/Self
DONAHUE,PAUL T	NEW ORLEANS LA	Conf/Semnr/Wkshp	197	GF/Self
DRISKELL,CHAD	NEW ORLEANS LA	Business Meeting	256	GF/Self
DRISKELL,CHAD	NEW ORLEANS LA	Business Meeting	47	GF/Self
DRISKELL,CHAD	VIENNA, AUSTRIA	Business Meeting	1,722	GF/Self
DRISKELL,CHAD	VIENNA, AUSTRIA	Business Meeting	72	GF/Self
DRISKELL,CHAD	PTE/WASHINGTON, DC	Business Meeting	791	GF/Self
DRISKELL,CHAD	ATLANTA, GA - WASH, DC	Business Meeting	447	GF/Self
DRISKELL,CHAD	ATLANTA, GA - WASH, DC	Business Meeting	1,793	GF/Self
DRISKELL,CHAD	ATLANTA, GA - WASH, DC	Business Meeting	329	GF/Self
DULEY,WILLIAM	MEMPHIS, TN	Conf/Semnr/Wkshp	369	GF/Self

**OUT-OF-STATE TRAVEL
FISCAL YEAR 2025**

University of Southern Mississippi (268-00)

Name of Agency

Note: All expenditures recorded on this form must be totaled and said total must agree with the out-of-state travel amount indicated for FY 2023 on Form Mbr-1, line 1.A.2.b.

Employee's Name	Destination	Purpose	Travel Cost	Funding Source
DULEY,WILLIAM	MEMPHIS, TN	Conf/Semnr/Wkshp	12	GF/Self
DUNKLE,IAN	PROVIDENCE, RI	Conf/Semnr/Wkshp	1,239	GF/Self
DUNKLE,IAN	PROVIDENCE, RI	Conf/Semnr/Wkshp	601	GF/Self
EASTERWOOD,ALLYSON GOODWIN	TAMPA, FL	Conf/Semnr/Wkshp	1,403	GF/Self
EASTERWOOD,ALLYSON GOODWIN	TAMPA, FL	Conf/Semnr/Wkshp	232	GF/Self
EASTERWOOD,ALLYSON GOODWIN	TAMPA, FL	Conf/Semnr/Wkshp	123	GF/Self
EASTERWOOD,ALLYSON GOODWIN	ATLANTA, GA	Conf/Semnr/Wkshp	593	GF/Self
EASTERWOOD,ALLYSON GOODWIN	ATLANTA, GA	Conf/Semnr/Wkshp	470	GF/Self
EDMONDSON,KAELYNN	HOUSTON, TX	Research and Teaching	168	GF/Self
EDWARDS, DEIDRE	SAVANNAH GA	Conf/Semnr/Wkshp	248	GF/Self
EDWARDS, DEIDRE	PTE/SAVANNAH GA	Conf/Semnr/Wkshp	252	GF/Self
EDWARDS,CYNTHIA	ST LOUIS, MO	Conf/Semnr/Wkshp	1,164	GF/Self
EDWARDS,CYNTHIA	ST LOUIS, MO	Conf/Semnr/Wkshp	15	GF/Self
EDWARDS,CYNTHIA	ST LOUIS, MO	Conf/Semnr/Wkshp	367	GF/Self
EDWARDS,CYNTHIA	ST LOUIS, MO	Conf/Semnr/Wkshp	220	GF/Self
ELDER,ELLEN	INTERLOCHEN MI	Recruitment	400	GF/Self
ELDER,ELLEN	RENO NV	Conf/Semnr/Wkshp	429	GF/Self
ELDER,ELLEN	RENO NV	Conf/Semnr/Wkshp	125	GF/Self
ELDER,ELLEN	RENO NV	Conf/Semnr/Wkshp	68	GF/Self
ELDER,ELLEN	RENO NV	Conf/Semnr/Wkshp	890	GF/Self
ESPINOZA,DANNEL	TAMPA, FL	Recruitment	600	GF/Self
ETHRIDGE,KYLE L	DALLAS, TX	Conf/Semnr/Wkshp	1,005	GF/Self
ETHRIDGE,KYLE L	DALLAS, TX	Conf/Semnr/Wkshp	198	GF/Self
EVANS,JAMES O	LAS VEGAS, NV	Conf/Semnr/Wkshp	116	GF/Self
EVANS,JAMES O	LAS VEGAS, NV	Conf/Semnr/Wkshp	603	GF/Self
EVANS,JAMES O	LAS VEGAS, NV	Conf/Semnr/Wkshp	60	GF/Self
EVANS,JAMES O	LAS VEGAS, NV	Conf/Semnr/Wkshp	450	GF/Self
EVANS,JESSICA	NASHVILLE, TN	Conf/Semnr/Wkshp	586	GF/Self
EXTINE,MALLORY	HILTON HEAD, SC	Conf/Semnr/Wkshp	801	GF/Self
EXTINE,MALLORY	THOMASVILLE, AL- BREWTON	Conf/Semnr/Wkshp	347	GF/Self

**OUT-OF-STATE TRAVEL
FISCAL YEAR 2025**

University of Southern Mississippi (268-00)

Name of Agency

Note: All expenditures recorded on this form must be totaled and said total must agree with the out-of-state travel amount indicated for FY 2023 on Form Mbr-1, line 1.A.2.b.

Employee's Name	Destination	Purpose	Travel Cost	Funding Source
EXTINE,MALLORY	THOMASVILLE, AL-BREWTON	Conf/Semnr/Wkshp	250	GF/Self
FARIDITAVANA,HADISEH	FT LAUDERDALE, FL	Business Meeting	174	GF/Self
FARIDITAVANA,HADISEH	FT LAUDERDALE, FL	Business Meeting	280	GF/Self
FARIDITAVANA,HADISEH	FT LAUDERDALE, FL	Business Meeting	174	GF/Self
FAY,BRENDAN	HOUSTON TX	Conf/Semnr/Wkshp	866	GF/Self
FAY,BRENDAN	HOUSTON TX	Conf/Semnr/Wkshp	289	GF/Self
FAY,BRENDAN	HOUSTON TX	Conf/Semnr/Wkshp	279	GF/Self
FEARING,ANN MARIE	FT. WALTON, FL	Conf/Semnr/Wkshp	102	GF/Self
FEARING,ANN MARIE	FT. WALTON, FL	Conf/Semnr/Wkshp	110	GF/Self
FENNELL,DANA	LOS ANGELES CA	Conf/Semnr/Wkshp	1,000	GF/Self
FERGUSON,SHAYLEE	HILTON HEAD, SC	Conf/Semnr/Wkshp	801	GF/Self
FERGUSON,SHAYLEE	HILTON HEAD, SC	Conf/Semnr/Wkshp	420	GF/Self
FERGUSON,SHAYLEE	HILTON HEAD, SC	Conf/Semnr/Wkshp	250	GF/Self
FERGUSON,SHAYLEE	HILTON HEAD, SC	Conf/Semnr/Wkshp	801	GF/Self
FERGUSON,SHAYLEE	HILTON HEAD, SC	Conf/Semnr/Wkshp	420	GF/Self
FERGUSON,SHAYLEE	HILTON HEAD, SC	Conf/Semnr/Wkshp	250	GF/Self
FILIZ, SUKRIYE ELIF	NEW ORLEANS, LA	Conf/Semnr/Wkshp	230	GF/Self
FILIZ, SUKRIYE ELIF	NEW ORLEANS, LA	Conf/Semnr/Wkshp	140	GF/Self
FILIZ, SUKRIYE ELIF	NEW ORLEANS, LA	Conf/Semnr/Wkshp	245	GF/Self
Floyd,Amber Davida	ORLANDO, FL	Conf/Semnr/Wkshp	2,175	GF/Self
Floyd,Amber Davida	DENVER, CO	Conf/Semnr/Wkshp	889	GF/Self
Floyd,Amber Davida	ST. LOUIS, MISSOURI	Conf/Semnr/Wkshp	1,100	GF/Self
Floyd,Amber Davida	ST. LOUIS, MISSOURI	Conf/Semnr/Wkshp	1,100	GF/Self
Floyd,Amber Davida	VIRTUAL	Other	2,696	GF/Self
Floyd,Amber Davida	VIRTUAL	Other	27	GF/Self
FORMANACK,ALLISON	SEATTLE,WA	Conf/Semnr/Wkshp	373	GF/Self
FORMANACK,ALLISON	PTE/SEATTLE WA	Conf/Semnr/Wkshp	377	GF/Self
FORMANACK,ALLISON	PTE/SEATTLE WA	Conf/Semnr/Wkshp	250	GF/Self
FORTENBERRY,MEGAN	WEST LAFAYETTE IN	Conf/Semnr/Wkshp	727	GF/Self
FOSTER,HOLLY ANN	PTE/PITTSBURGH PA	Conf/Semnr/Wkshp	360	GF/Self
FOSTER,HOLLY ANN	PITTSBURGH PA	Conf/Semnr/Wkshp	117	GF/Self

**OUT-OF-STATE TRAVEL
FISCAL YEAR 2025**

University of Southern Mississippi (268-00)

Name of Agency

Note: All expenditures recorded on this form must be totaled and said total must agree with the out-of-state travel amount indicated for FY 2023 on Form Mbr-1, line 1.A.2.b.

Employee's Name	Destination	Purpose	Travel Cost	Funding Source
FOSTER,HOLLY ANN	PITTSBURGH PA	Conf/Semnr/Wkshp	852	GF/Self
FOSTER,HOLLY ANN	PITTSBURGH PA	Conf/Semnr/Wkshp	182	GF/Self
FRIDLEY,ALISON	COLUMBIA, SC	Conf/Semnr/Wkshp	530	GF/Self
FRIDLEY,ALISON	COLUMBIA, SC	Conf/Semnr/Wkshp	74	GF/Self
FRIDLEY,ALISON	COLUMBIA, SC	Conf/Semnr/Wkshp	325	GF/Self
FULLER,GREGORY ALAN	DENVER, CO	Conf/Semnr/Wkshp	680	GF/Self
FULLER,GREGORY ALAN	BIRMINGHAM, AL	Business Meeting	287	GF/Self
GALLOWAY,PIERRE	ST. LOUIS, MO	Conf/Semnr/Wkshp	1,372	GF/Self
GALLOWAY,PIERRE	ST. LOUIS, MO	Conf/Semnr/Wkshp	317	GF/Self
GALLOWAY,PIERRE	ST. LOUIS, MO	Conf/Semnr/Wkshp	5	GF/Self
GALLOWAY,PIERRE	BATON ROUGE LA	Recruitment	45	GF/Self
GALLOWAY,PIERRE	BATON ROUGE LA	Recruitment	545	GF/Self
GALLOWAY,PIERRE	BATON ROUGE LA	Recruitment	118	GF/Self
GARCIA,DARIO MARTIN	SALZBURG, AUSTRIA	Conf/Semnr/Wkshp	600	GF/Self
GARCIA,DARIO MARTIN	SALZUBRG, AUSTRIA	Conf/Semnr/Wkshp	(600)	GF/Self
GARCIA,DARIO MARTIN	SALZUBRG, AUSTRIA	Conf/Semnr/Wkshp	600	GF/Self
GECEWICZ,KAREN CHIMENE	HUNTSVILLE, AL	Conf/Semnr/Wkshp	630	GF/Self
GECEWICZ,KAREN CHIMENE	HUNTSVILLE, AL	Conf/Semnr/Wkshp	120	GF/Self
George,Kimber Nicole	SAVANNAH, GEORGIA	Conf/Semnr/Wkshp	675	GF/Self
GERHART,LAUREN HUGHES	SAN ANTONIO, TX	Conf/Semnr/Wkshp	841	GF/Self
GERHART,LAUREN HUGHES	SAN ANTONIO, TX	Conf/Semnr/Wkshp	290	GF/Self
GERHART,LAUREN HUGHES	NASHVILLE, TN	Conf/Semnr/Wkshp	637	GF/Self
GERHART,LAUREN HUGHES	NASHVILLE, TN	Conf/Semnr/Wkshp	148	GF/Self
GERHART,LAUREN HUGHES	BATON ROUGE, LA	Conf/Semnr/Wkshp	359	GF/Self
GERHART,LAUREN HUGHES	BATON ROUGE, LA	Conf/Semnr/Wkshp	59	GF/Self
GERHART,LAUREN HUGHES	BIRMINGHAM, AL	Conf/Semnr/Wkshp	287	GF/Self
GERHART,LAUREN HUGHES	BIRMINGHAM, AL	Conf/Semnr/Wkshp	59	GF/Self
Geske,Connie	DISPUTED CHARGE \$3210	Other	3,210	GF/Self

**OUT-OF-STATE TRAVEL
FISCAL YEAR 2025**

University of Southern Mississippi (268-00)

Name of Agency

Note: All expenditures recorded on this form must be totaled and said total must agree with the out-of-state travel amount indicated for FY 2023 on Form Mbr-1, line 1.A.2.b.

Employee's Name	Destination	Purpose	Travel Cost	Funding Source
GILLESPIE,ALLISON	CHICAGO, IL	Presentation	108	GF/Self
GILLESPIE,ALLISON	CHICAGO, IL	Presentation	78	GF/Self
GILLESPIE,ALLISON	CHICAGO, IL	Presentation	363	GF/Self
GILLESPIE,ALLISON	CHICAGO, IL	Presentation	55	GF/Self
GILLESPIE,ALLISON	CHICAGO, IL - SECOND VOUCH	Conf/Semnr/Wkshp	698	GF/Self
GONG,KE	LITTLE ROCK AR	Conf/Semnr/Wkshp	427	GF/Self
GONG,KE	LITTLE ROCK AR	Conf/Semnr/Wkshp	379	GF/Self
GONG,KE	LITTLE ROCK AR	Conf/Semnr/Wkshp	246	GF/Self
Gordon,Eugene O'neal	MEMPHIS, TN	Conf/Semnr/Wkshp	270	GF/Self
GORZEGNO,JANET	LAFAYETTE, LA	Research and Teaching	1,000	GF/Self
GOULD,TRENT	PITTSBURGH PA	Conf/Semnr/Wkshp	661	GF/Self
GOULD,TRENT	PITTSBURGH PA	Conf/Semnr/Wkshp	86	GF/Self
GOULD,TRENT	PITTSBURGH PA	Conf/Semnr/Wkshp	383	GF/Self
GOULD,TRENT	PITTSBURGH PA	Conf/Semnr/Wkshp	157	GF/Self
GRABEN,JOSEPH M	TUCSON, AZ	Business Meeting	430	GF/Self
GRABEN,JOSEPH M	TUCSON, AZ	Business Meeting	731	GF/Self
GRABEN,JOSEPH M	TUCSON, AZ	Business Meeting	170	GF/Self
GREEN,ELIZABETH NICHOL	ST. LOUIS, MO	Conf/Semnr/Wkshp	886	GF/Self
GREEN,ELIZABETH NICHOL	ST. LOUIS, MO	Conf/Semnr/Wkshp	470	GF/Self
GREEN,ELIZABETH NICHOL	ST. LOUIS, MO	Conf/Semnr/Wkshp	122	GF/Self
GREEN,JOSEPH	LITTLE ROCK, AR	Conf/Semnr/Wkshp	1,088	GF/Self
GREEN,JOSEPH	LITTLE ROCK, AR	Conf/Semnr/Wkshp	33	GF/Self
GRIVNO,MAX L	BALTIMORE, MD	Conf/Semnr/Wkshp	1,055	GF/Self
GRIVNO,MAX L	BALTIMORE, MD	Conf/Semnr/Wkshp	86	GF/Self
GRIVNO,MAX L	BALTIMORE, MD	Conf/Semnr/Wkshp	188	GF/Self
GUAN,QINGGUANG	STILLWATER, OK	Conf/Semnr/Wkshp	406	GF/Self
GUAN,QINGGUANG	STILLWATER, OK	Conf/Semnr/Wkshp	116	GF/Self
GUAN,QINGGUANG	STILLWATER, OK	Conf/Semnr/Wkshp	419	GF/Self
GUAN,QINGGUANG	STILLWATER, OK	Conf/Semnr/Wkshp	161	GF/Self
GULLEDGE,LAURA M	ATLANTA, GA	Conf/Semnr/Wkshp	175	GF/Self

**OUT-OF-STATE TRAVEL
FISCAL YEAR 2025**

University of Southern Mississippi (268-00)

Name of Agency

Note: All expenditures recorded on this form must be totaled and said total must agree with the out-of-state travel amount indicated for FY 2023 on Form Mbr-1, line 1.A.2.b.

Employee's Name	Destination	Purpose	Travel Cost	Funding Source
GULLEDGE,LAURA M	BALTIMORE, MD	Conf/Semnr/Wkshp	221	GF/Self
GULLEDGE,LAURA M	BALTIMORE, MD	Conf/Semnr/Wkshp	96	GF/Self
GULLEDGE,LAURA M	BALTIMORE, MD	Conf/Semnr/Wkshp	250	GF/Self
GUTMANN,TIMOTHY	TORNOTO, CANADA	Conf/Semnr/Wkshp	597	GF/Self
GUTMANN,TIMOTHY	TORNOTO, CANADA	Conf/Semnr/Wkshp	86	GF/Self
GUTMANN,TIMOTHY	TORONTO, CANADA	Conf/Semnr/Wkshp	549	GF/Self
HAFER,EDWARD M	NEW ORLEANS, LA	Research and Teaching	267	GF/Self
HAFER,EDWARD M	NEW ORLEANS, LA	Research and Teaching	84	GF/Self
HAMMOND,JEFFREY W	NY NY	Conf/Semnr/Wkshp	1,146	GF/Self
HAMMOND,JEFFREY W	NY NY	Conf/Semnr/Wkshp	387	GF/Self
HAMMOND,JEFFREY W	NY NY	Conf/Semnr/Wkshp	401	GF/Self
HARRISON,KRISTINA	THOMASVILLE, AL-BREWTON	Conf/Semnr/Wkshp	392	GF/Self
HARRISON,KRISTINA	THOMASVILLE, AL-BREWTON	Conf/Semnr/Wkshp	320	GF/Self
HARRISON,KRISTINA	HILTON HEAD, SC	Conf/Semnr/Wkshp	1,170	GF/Self
HARRISON,KRISTINA	HILTON HEAD, SC	Conf/Semnr/Wkshp	130	GF/Self
HARRISON,KRISTINA	HILTON HEAD, SC	Conf/Semnr/Wkshp	100	GF/Self
HARRISON,KRISTINA	CHARLOTTE, NC	Conf/Semnr/Wkshp	550	GF/Self
HARRISON,KRISTINA	CHARLOTTE, NC	Conf/Semnr/Wkshp	350	GF/Self
HART,DANA	MYRTLE BEACH, SC	Conf/Semnr/Wkshp	865	GF/Self
HART,DANA	MYRTLE BEACH, SC	Conf/Semnr/Wkshp	130	GF/Self
HART,DANA	MYRTLE BEACH, SC	Conf/Semnr/Wkshp	534	GF/Self
HART,DANA	MYRTLE BEACH, SC	Conf/Semnr/Wkshp	110	GF/Self
HAWKINS,CHARLES B	GULFPORT, MS	Business Meeting	74	GF/Self
HAWKINS,CHARLES B	SAN ANTONIO, TX	Research and Teaching	671	GF/Self
HAWKINS,CHARLES B	SAN ANTONIO, TX	Research and Teaching	895	GF/Self
HAWKINS,CHARLES B	SAN ANTONIO, TX	Research and Teaching	174	GF/Self
HAWKINS,CHARLES B	TYNDALL AFB, FL - EGLIN AF	Business Meeting	990	GF/Self
HAWKINS,CHARLES B	TYNDALL AFB, FL - EGLIN AF	Business Meeting	173	GF/Self
HAWKINS,CHARLES B	TYNDALL AFB, FL - EGLIN AF	Business Meeting	53	GF/Self
HAWKINS,CHARLES B	FORT HOOD, TX	Business Meeting	324	GF/Self

**OUT-OF-STATE TRAVEL
FISCAL YEAR 2025**

University of Southern Mississippi (268-00)

Name of Agency

Note: All expenditures recorded on this form must be totaled and said total must agree with the out-of-state travel amount indicated for FY 2023 on Form Mbr-1, line 1.A.2.b.

Employee's Name	Destination	Purpose	Travel Cost	Funding Source
HAWKINS,CHARLES B	FORT HOOD, TX	Business Meeting	130	GF/Self
HAWKINS,CHARLES B	FORT HOOD, TX	Business Meeting	137	GF/Self
HAWKINS,CHARLES B	FORT RUCKER, AL	Conf/Semnr/Wkshp	154	GF/Self
HAWKINS,CHARLES B	FORT RUCKER, AL	Conf/Semnr/Wkshp	87	GF/Self
HAWKINS,CHARLES B	FORT RUCKER, AL	Conf/Semnr/Wkshp	43	GF/Self
HAYNES,HUNTER	GREENVILLE, SC	Conf/Semnr/Wkshp	168	GF/Self
HAYNES,HUNTER	GREENVILLE, SC	Conf/Semnr/Wkshp	94	GF/Self
HERNDON,KARLIE	PTE/BELLEVUE, WA	Conf/Semnr/Wkshp	890	GF/Self
HERNDON,KARLIE	PTE/BELLEVUE, WA	Conf/Semnr/Wkshp	365	GF/Self
HERNDON,KARLIE	BELLEVUE, WA	Conf/Semnr/Wkshp	879	GF/Self
HERNDON,KARLIE	BELLEVUE, WA	Conf/Semnr/Wkshp	147	GF/Self
HERNDON,KARLIE	BELLEVUE, WA	Conf/Semnr/Wkshp	124	GF/Self
HERNDON,KARLIE	JACKSON MS	Business Meeting	292	GF/Self
HERNDON,KARLIE	JACKSON MS	Business Meeting	113	GF/Self
HERNDON,KARLIE	JACKSON MS	Business Meeting	20	GF/Self
HERRIDGE,ANDREW S	CHICAGO, IL	Conf/Semnr/Wkshp	332	GF/Self
HERRIDGE,ANDREW S	CHICAGO, IL	Conf/Semnr/Wkshp	159	GF/Self
HERRIDGE,ANDREW S	CHICAGO, IL	Conf/Semnr/Wkshp	84	GF/Self
HERRIDGE,ANDREW S	CHICAGO, IL	Conf/Semnr/Wkshp	235	GF/Self
HERZLINGER,CAITLYN	LEXINGTON, KY	Conf/Semnr/Wkshp	1,107	GF/Self
HIGA,TRAVIS	NASHVILLE, TN	Recruitment	637	GF/Self
HIGA,TRAVIS	BIRMINGHAM, AL	Recruitment	225	GF/Self
HIGA,TRAVIS	BIRMINGHAM, AL	Recruitment	142	GF/Self
HILL III,CARL DAVID	PTE/PITTSBURGH PA	Conf/Semnr/Wkshp	312	GF/Self
HILL III,CARL DAVID	PITTSBURGH PA	Conf/Semnr/Wkshp	852	GF/Self
HILL III,CARL DAVID	PITTSBURGH PA	Conf/Semnr/Wkshp	153	GF/Self
HILL III,CARL DAVID	PITTSBURGH PA	Conf/Semnr/Wkshp	138	GF/Self
HILL,KAMALI	TORONTO, CANADA	Conf/Semnr/Wkshp	500	GF/Self
HILL,KAMALI	TORONTO, CANADA	Conf/Semnr/Wkshp	500	GF/Self
HILL,WILLIAM KEITH	DENVER, CO	Business Meeting	1,174	GF/Self
HILL,WILLIAM KEITH	DENVER, CO	Business Meeting	118	GF/Self
HILL,WILLIAM KEITH	DENVER, CO	Business Meeting	315	GF/Self

**OUT-OF-STATE TRAVEL
FISCAL YEAR 2025**

University of Southern Mississippi (268-00)

Name of Agency

Note: All expenditures recorded on this form must be totaled and said total must agree with the out-of-state travel amount indicated for FY 2023 on Form Mbr-1, line 1.A.2.b.

Employee's Name	Destination	Purpose	Travel Cost	Funding Source
HILL,WILLIAM KEITH	DENVER, CO	Business Meeting	218	GF/Self
HIRSCHY,JEFFERY R	BOSTON, MA	Conf/Semnr/Wkshp	788	GF/Self
HIRSCHY,JEFFERY R	BOSTON, MA	Conf/Semnr/Wkshp	392	GF/Self
HIRSCHY,JEFFERY R	BOSTON, MA	Conf/Semnr/Wkshp	170	GF/Self
HIRSCHY,JEFFERY R	BOSTON, MA	Conf/Semnr/Wkshp	33	GF/Self
HIRSCHY,JEFFERY R	CHICAGO, IL	Conf/Semnr/Wkshp	605	GF/Self
HIRSCHY,JEFFERY R	CHICAGO, IL	Conf/Semnr/Wkshp	251	GF/Self
HIRSCHY,JEFFERY R	CHICAGO, IL	Conf/Semnr/Wkshp	205	GF/Self
HOFFMANN,TREVOR MICHAEL	RESTON, VA	Recruitment	101	GF/Self
HOLLINGSWORTH,JAIDE	ORLANDO, FL	Research and Teaching	224	GF/Self
HOLLINGSWORTH,JAIDE	ORLANDO, FL	Research and Teaching	20	GF/Self
HOLLINGSWORTH,JAIDE	ORLANDO FL	Research and Teaching	224	GF/Self
HOLLINGSWORTH,JAIDE	ORLANDO FL	Research and Teaching	20	GF/Self
Hollingsworth,Jaide	DALLAS, TX	Conf/Semnr/Wkshp	(410)	GF/Self
HOTEL INDIGO HATTIESBURG	HATTIESBURG, MS	Other	268	GF/Self
HOTEL INDIGO HATTIESBURG	HATTIESBURG, MS	Presentation	134	GF/Self
HOTEL INDIGO HATTIESBURG	HATTIESBURG, MS	Other	268	GF/Self
HOTEL INDIGO HATTIESBURG	HATTIESBURG, MS	Other	268	GF/Self
HOWDESHELL,JULIE	ATLANTA, GA	Conf/Semnr/Wkshp	634	GF/Self
HOWDESHELL,JULIE	ATLANTA, GA	Conf/Semnr/Wkshp	95	GF/Self
HOWDESHELL,JULIE	BOULDER, CO	Conf/Semnr/Wkshp	671	GF/Self
HOWDESHELL,JULIE	BOULDER, CO	Conf/Semnr/Wkshp	152	GF/Self
HOWDESHELL,JULIE	BOULDER, CO	Conf/Semnr/Wkshp	275	GF/Self
Howdeshell,Julie G	BOULDER, CO	Conf/Semnr/Wkshp	485	GF/Self
Howdeshell,Julie G	BOULDER, CO	Conf/Semnr/Wkshp	520	GF/Self
Howdeshell,Julie G	BOULDER, CO	Conf/Semnr/Wkshp	520	GF/Self
Howdeshell,Julie G	ATLANTA, GA	Conf/Semnr/Wkshp	(35)	GF/Self
Howdeshell,Julie G	ATLANTA, GA	Conf/Semnr/Wkshp	585	GF/Self
HOWELL,JACKSON	BIRMINGHAM, AL	Observation	303	GF/Self
HOWIE,KATHARINE	SAN JUAN, PR	Research and Teaching	160	GF/Self

**OUT-OF-STATE TRAVEL
FISCAL YEAR 2025**

University of Southern Mississippi (268-00)

Name of Agency

Note: All expenditures recorded on this form must be totaled and said total must agree with the out-of-state travel amount indicated for FY 2023 on Form Mbr-1, line 1.A.2.b.

Employee's Name	Destination	Purpose	Travel Cost	Funding Source
HOWIE,KATHARINE	SAN JUAN, PR	Research and Teaching	9	GF/Self
HOWIE,KATHARINE	SAN JUAN, PR	Conf/Semnr/Wkshp	511	GF/Self
HOWIE,KATHARINE	SAN JUAN, PR	Conf/Semnr/Wkshp	820	GF/Self
HUDSON,BRADEN	WASHINGTON, DC	Conf/Semnr/Wkshp	1,065	GF/Self
HUERTA BELTRAN,BRYAN L	FT WALTON, FL	Conf/Semnr/Wkshp	102	GF/Self
HUERTA BELTRAN,BRYAN L	FT WALTON, FL	Conf/Semnr/Wkshp	244	GF/Self
HUERTA BELTRAN,BRYAN L	FT WALTON, FL	Conf/Semnr/Wkshp	110	GF/Self
Hughes,Elizabeth	BELLEVUE, WA	Conf/Semnr/Wkshp	365	GF/Self
HUMPHREYS,EMMA	FT WALTON, FL	Conf/Semnr/Wkshp	102	GF/Self
HUMPHREYS,EMMA	FT WALTON, FL	Conf/Semnr/Wkshp	110	GF/Self
HUMPHREYS,EMMA	ORANGE BEACH, AL	Conf/Semnr/Wkshp	202	GF/Self
HUMPHREYS,EMMA	ORANGE BEACH, AL	Conf/Semnr/Wkshp	285	GF/Self
HUMPHREYS,EMMA	ORANGE BEACH, AL	Conf/Semnr/Wkshp	220	GF/Self
HUTCHINSON,THOMAS	SEATTLE WA	Conf/Semnr/Wkshp	1,951	GF/Self
HUTCHINSON,THOMAS	SEATTLE WA	Conf/Semnr/Wkshp	168	GF/Self
HUTCHINSON,THOMAS	FY23/PTE-SEATTLE WA	Conf/Semnr/Wkshp	667	GF/Self
Hutchinson,Thomas	DENVER CO	Conf/Semnr/Wkshp	1,995	GF/Self
IGLESIAS,LUIS	PTE/BOSTON, MA	Conf/Semnr/Wkshp	368	GF/Self
IGLESIAS,LUIS	PTE/BOSTON, MA	Conf/Semnr/Wkshp	175	GF/Self
IGLESIAS,LUIS	BOSTON, MA	Conf/Semnr/Wkshp	857	GF/Self
ILIEV,ILYAN	CHICAGO, IL	Conf/Semnr/Wkshp	200	GF/Self
ILIEV,ILYAN	CHICAGO, IL	Conf/Semnr/Wkshp	328	GF/Self
ILIEV,ILYAN	BIRIMINGHAM, AL	Research and Teaching	146	GF/Self
ILIEV,ILYAN	BIRIMINGHAM, AL	Research and Teaching	142	GF/Self
ILIEV,ILYAN	BIRIMINGHAM, AL	Research and Teaching	714	GF/Self
ILTCHEVA, BORISLAVA ALEKSAND	WEST PALM BEACH, FL	Recruitment	398	GF/Self
ILTCHEVA, BORISLAVA ALEKSAND	WEST PALM BEACH, FL	Recruitment	352	GF/Self
ILTCHEVA, BORISLAVA ALEKSAND	SAN ANTONIO, TX	Recruitment	681	GF/Self
INMAN,JOYCE O	NEW ORLEANS, LA	Research and Teaching	298	GF/Self
INMAN,JOYCE O	NEW ORLEANS, LA	Research and Teaching	47	GF/Self

**OUT-OF-STATE TRAVEL
FISCAL YEAR 2025**

University of Southern Mississippi (268-00)

Name of Agency

Note: All expenditures recorded on this form must be totaled and said total must agree with the out-of-state travel amount indicated for FY 2023 on Form Mbr-1, line 1.A.2.b.

Employee's Name	Destination	Purpose	Travel Cost	Funding Source
INMAN,JOYCE O	DALLAS, TX	Conf/Semnr/Wkshp	1,005	GF/Self
INMAN,JOYCE O	DALLAS, TX	Conf/Semnr/Wkshp	151	GF/Self
INMAN,JOYCE O	DALLAS, TX	Conf/Semnr/Wkshp	198	GF/Self
INMAN,JOYCE O	DALLAS, TX	Conf/Semnr/Wkshp	134	GF/Self
INMAN,JOYCE O	ORLANDO, FL	Research and Teaching	2,270	GF/Self
INMAN,JOYCE O	ORLANDO, FL	Research and Teaching	464	GF/Self
JACKSON,RACHEL	NEW ORLEANS, LA	Presentation	80	GF/Self
JACKSON,RACHEL	NEW ORLEANS, LA	Recruitment	333	GF/Self
JACKSON,RACHEL	COVINGTON, LA	Recruitment	80	GF/Self
JACKSON,RACHEL	BATON ROUGE, LA	Recruitment	200	GF/Self
JACKSON,RACHEL	BATON ROUGE, LA	Recruitment	200	GF/Self
JACKSON,RACHEL	BATON ROUGE, LA	Recruitment	91	GF/Self
JACKSON,RACHEL	BATON ROUGE, LA	Recruitment	394	GF/Self
JACKSON,RACHEL	COVINGTON, LA	Recruitment	80	GF/Self
JACKSON,RACHEL	SLIDELL, LA-BOGALUSA	Recruitment	80	GF/Self
JACKSON,RACHEL	ST FRANCISVILLE LA	Recruitment	182	GF/Self
JACKSON,RACHEL	COVINGTON LA	Recruitment	511	GF/Self
JACKSON,RACHEL	BATON ROUGE LA	Recruitment	240	GF/Self
JACKSON,RACHEL	BATON ROUGE LA	Recruitment	811	GF/Self
JACKSON,RACHEL	BATON ROUGE LA	Recruitment	10	GF/Self
JACKSON,RACHEL	BATON ROUGE LA	Recruitment	80	GF/Self
JACKSON,RACHEL	LAFAYETTE LA	Recruitment	983	GF/Self
JACKSON,RACHEL	BATON ROUGE, LA	Recruitment	160	GF/Self
JACKSON,RACHEL	TR-PORT ALLEN LA	Recruitment	191	GF/Self
JACKSON,RACHEL	TR-PORT ALLEN LA	Recruitment	87	GF/Self
JACKSON,RACHEL	TR-PORT ALLEN LA	Recruitment	25	GF/Self
JACKSON,RACHEL	NO, LA-SLIDELL	Recruitment	232	GF/Self
JACKSON,RACHEL	COVINGTON, LA - BAKER	Recruitment	80	GF/Self
JACKSON,RACHEL	SLIDELL, LA	Recruitment	80	GF/Self
JAHN MALINOWSKI,BRIANNA	SNOWBIRD UT	Conf/Semnr/Wkshp	927	GF/Self
JAHN MALINOWSKI,BRIANNA	SNOWBIRD UT	Conf/Semnr/Wkshp	153	GF/Self

**OUT-OF-STATE TRAVEL
FISCAL YEAR 2025**

University of Southern Mississippi (268-00)

Name of Agency

Note: All expenditures recorded on this form must be totaled and said total must agree with the out-of-state travel amount indicated for FY 2023 on Form Mbr-1, line 1.A.2.b.

Employee's Name	Destination	Purpose	Travel Cost	Funding Source
JAHN MALINOWSKI,BRIANNA	SNOWBIRD UT	Conf/Semnr/Wkshp	397	GF/Self
JAHN MALINOWSKI,BRIANNA	SNOWBIRD UT	Conf/Semnr/Wkshp	176	GF/Self
JARVA,TAIYA	VANCOUVER, CANADA	Conf/Semnr/Wkshp	2,188	GF/Self
JARVA,TAIYA	VANCOUVER, CANADA	Conf/Semnr/Wkshp	649	GF/Self
JARVA,TAIYA	VANCOUVER, CANADA	Conf/Semnr/Wkshp	702	GF/Self
JARVA,TAIYA	VANCOUVER, CANADA	Conf/Semnr/Wkshp	649	GF/Self
JARVA,TAIYA	VANCOUVER, CANADA	Conf/Semnr/Wkshp	(2,000)	GF/Self
JOHNSON,ASHLEIGH A	TAMPA, FL	Conf/Semnr/Wkshp	1,101	GF/Self
JOHNSON,ASHLEIGH A	TAMPA, FL	Conf/Semnr/Wkshp	160	GF/Self
JOHNSON,ASHLEIGH A	TAMPA, FL	Conf/Semnr/Wkshp	250	GF/Self
JOHNSON,ASHLEIGH A	TAMPA, FL	Conf/Semnr/Wkshp	164	GF/Self
JOHNSON,SHERITA L	NEW ORLEANS LA	Research and Teaching	140	GF/Self
JOHNSON,SHERITA L	NEW ORLEANS LA	Research and Teaching	120	GF/Self
JOHNSON,SHERITA L	NEW ORLEANS LA	Research and Teaching	888	GF/Self
JONES,ELIZABETH T	COLUMBIA, SC	Conf/Semnr/Wkshp	353	GF/Self
JONES,ELIZABETH T	COLUMBIA, SC	Conf/Semnr/Wkshp	99	GF/Self
JONES,JOSEPH E	TUSCALOOSA, AL	Conf/Semnr/Wkshp	438	GF/Self
JONES,JOSEPH E	TUSCALOOSA, AL	Conf/Semnr/Wkshp	205	GF/Self
JONES,KACEY	NEW HAVEN, CT	Conf/Semnr/Wkshp	122	GF/Self
JONES,VICTORIA FAITH	PTE/HILTON HEAD, SC	Conf/Semnr/Wkshp	250	GF/Self
JUNG,EURA	NEW ORLEANS, LA	Business Meeting	139	GF/Self
JUNG,EURA	NEW ORLEANS, LA	Business Meeting	185	GF/Self
JUNG,EURA	NEW ORLEANS, LA	Business Meeting	28	GF/Self
KALE,AMANDA S	NEW ORLEANS LA	Conf/Semnr/Wkshp	575	GF/Self
KALE,AMANDA S	NEW ORLEANS LA	Conf/Semnr/Wkshp	145	GF/Self
KALE,AMANDA S	NEW ORLEANS LA	Conf/Semnr/Wkshp	100	GF/Self
KALE,AMANDA S	CLEVELAND, OH	Conf/Semnr/Wkshp	855	GF/Self
KALE,AMANDA S	CLEVELAND, OH	Conf/Semnr/Wkshp	96	GF/Self
KALE,AMANDA S	CLEVELAND, OH	Conf/Semnr/Wkshp	666	GF/Self
KALE,AMANDA S	CLEVELAND, OH	Conf/Semnr/Wkshp	166	GF/Self
KAUFULU,MPHATSO M	BLACKSBURG, VA	Conf/Semnr/Wkshp	441	GF/Self

**OUT-OF-STATE TRAVEL
FISCAL YEAR 2025**

University of Southern Mississippi (268-00)

Name of Agency

Note: All expenditures recorded on this form must be totaled and said total must agree with the out-of-state travel amount indicated for FY 2023 on Form Mbr-1, line 1.A.2.b.

Employee's Name	Destination	Purpose	Travel Cost	Funding Source
KAUFULU,MPHATSO M	BLACKSBURG, VA	Conf/Semnr/Wkshp	271	GF/Self
KAUNITZ,GALIT	PULLMAN, WA-KANSAS CITY,MO	Conf/Semnr/Wkshp	500	GF/Self
KAUNITZ,GALIT	BOULDER CO	Conf/Semnr/Wkshp	388	GF/Self
KAUNITZ,GALIT	BOULDER CO	Conf/Semnr/Wkshp	717	GF/Self
KAUNITZ,GALIT	BOULDER CO	Conf/Semnr/Wkshp	395	GF/Self
KAYSER,CHRISTY LYN	ATHENS, GA	Conf/Semnr/Wkshp	313	GF/Self
KAYSER,CHRISTY LYN	ATHENS, GA	Conf/Semnr/Wkshp	504	GF/Self
Kayser,Christy Lyn	ATHENS, GA	Conf/Semnr/Wkshp	300	GF/Self
Keyes,Jimmy	DENHAM SPRINGS, LA	Conf/Semnr/Wkshp	600	GF/Self
KILGORE,JONATHAN C	MEMPHIS, TN	Performance	399	GF/Self
KINDER,MICHELLE	CHICAGO, IL	Conf/Semnr/Wkshp	252	GF/Self
KINDER,MICHELLE	CHICAGO, IL	Conf/Semnr/Wkshp	8	GF/Self
KINDER,MICHELLE	CHICAGO, IL	Conf/Semnr/Wkshp	59	GF/Self
KINDER,MICHELLE	CHICAGO, IL	Conf/Semnr/Wkshp	603	GF/Self
KING,CHELSEA	BATON ROUGE LA	Conf/Semnr/Wkshp	66	GF/Self
KING,MICHAEL	PTE/BALTIMORE MD	Conf/Semnr/Wkshp	630	GF/Self
KING,MICHAEL	BALTIMORE, MD	Conf/Semnr/Wkshp	885	GF/Self
KING,MICHAEL	BALTIMORE, MD	Conf/Semnr/Wkshp	78	GF/Self
KING,MICHAEL	BALTIMORE, MD	Conf/Semnr/Wkshp	115	GF/Self
KINNELL,ANN MARIE	ATHENS, GA	Conf/Semnr/Wkshp	296	GF/Self
KINNELL,ANN MARIE	ATHENS, GA	Conf/Semnr/Wkshp	103	GF/Self
Kinnell,Ann Marie	WORCHESTER, MASSACHUSETTS	Conf/Semnr/Wkshp	500	GF/Self
Kinnell,Ann Marie	ORLANDO FLORIDA	Conf/Semnr/Wkshp	659	GF/Self
Kinnell,Ann Marie	UNIV OF GEORGIA, ATHENS GEORGIA	Conf/Semnr/Wkshp	600	GF/Self
Kinnell,Ann Marie	ATHENS GEORGIA	Conf/Semnr/Wkshp	130	GF/Self
KITSOPOULOS,THEOFANIS	INDIANAPOLIS, IN	Conf/Semnr/Wkshp	839	GF/Self
KNAACK,BENJAMIN	NEW ORLEANS LA	Conf/Semnr/Wkshp	146	GF/Self
KNOTTS,KRISTINA	MONOE, LA	Business Meeting	477	GF/Self
KNOTTS,KRISTINA	MONOE, LA	Business Meeting	276	GF/Self
KNOTTS,KRISTINA	MONOE, LA	Business Meeting	240	GF/Self

**OUT-OF-STATE TRAVEL
FISCAL YEAR 2025**

University of Southern Mississippi (268-00)

Name of Agency

Note: All expenditures recorded on this form must be totaled and said total must agree with the out-of-state travel amount indicated for FY 2023 on Form Mbr-1, line 1.A.2.b.

Employee's Name	Destination	Purpose	Travel Cost	Funding Source
KOLBO,JEROME R	PHOENIX, AZ	Conf/Semnr/Wkshp	224	GF/Self
KOLBO,JEROME R	PHOENIX, AZ	Conf/Semnr/Wkshp	504	GF/Self
KOLBO,JEROME R	PHOENIX, AZ	Conf/Semnr/Wkshp	316	GF/Self
KOLBO,JEROME R	PHOENIX, AZ	Conf/Semnr/Wkshp	570	GF/Self
KOLBO,JEROME R	PHOENIX, AZ	Conf/Semnr/Wkshp	274	GF/Self
KONSCAK,MICHELLE LEIGH	NEW ORLEANS, LA	Recruitment	93	GF/Self
KONSCAK,MICHELLE LEIGH	HUNTSVILLE, AL	Recruitment	222	GF/Self
KONSCAK,MICHELLE LEIGH	HUNTSVILLE, AL	Recruitment	35	GF/Self
KONSCAK,MICHELLE LEIGH	MOBILE AL	Recruitment	345	GF/Self
KONSCAK,MICHELLE LEIGH	MOBILE AL	Recruitment	78	GF/Self
KOSSMAN,MELISSA KAY	INDIANAPOLIS, IN	Conf/Semnr/Wkshp	123	GF/Self
KOSSMAN,MELISSA KAY	INDIANAPOLIS, IN	Conf/Semnr/Wkshp	115	GF/Self
Kossman,Melissa Kay	NEW ORLEANS	Conf/Semnr/Wkshp	175	GF/Self
Kossman,Melissa Kay	ORLANDO, FL	Conf/Semnr/Wkshp	399	GF/Self
KOZLOWSKI,KAREN	PACIFIC GROVE, CA	Conf/Semnr/Wkshp	172	GF/Self
KOZLOWSKI,KAREN	PACIFIC GROVE, CA	Conf/Semnr/Wkshp	496	GF/Self
KOZLOWSKI,KAREN	PACIFIC GROVE, CA	Conf/Semnr/Wkshp	171	GF/Self
KOZLOWSKI,KAREN	PACIFIC GROVE, CA	Conf/Semnr/Wkshp	76	GF/Self
KOZLOWSKI,KAREN	PACIFIC GROVE, CA	Conf/Semnr/Wkshp	85	GF/Self
LAMPLEY,KYRA MONEKE	MINNEAPOLIS, MN	Conf/Semnr/Wkshp	247	GF/Self
LAMPLEY,KYRA MONEKE	MINNEAPOLIS, MN	Conf/Semnr/Wkshp	151	GF/Self
LAMPLEY,KYRA MONEKE	MINNEAPOLIS, MN	Conf/Semnr/Wkshp	135	GF/Self
LAMPLEY,KYRA MONEKE	MINNEAPOLIS, MN	Conf/Semnr/Wkshp	(905)	GF/Self
LAMPLEY,KYRA MONEKE	MINNEAPOLIS, MN	Conf/Semnr/Wkshp	905	GF/Self
LANDEN,MARCIA	WASHINGTON, DC	Business Meeting	1,956	GF/Self
LANDEN,MARCIA	WASHINGTON, DC	Business Meeting	134	GF/Self
LANDEN,MARCIA	WASHINGTON, DC	Business Meeting	166	GF/Self
LANDEN,MARCIA	PTE/WASHINGTON, DC	Business Meeting	397	GF/Self
Landen,Marcia Mary	VIRTUAL	Conf/Semnr/Wkshp	99	GF/Self
LANGSTON,RANDALL	MALIBU, CA	Conf/Semnr/Wkshp	160	GF/Self

**OUT-OF-STATE TRAVEL
FISCAL YEAR 2025**

University of Southern Mississippi (268-00)

Name of Agency

Note: All expenditures recorded on this form must be totaled and said total must agree with the out-of-state travel amount indicated for FY 2023 on Form Mbr-1, line 1.A.2.b.

Employee's Name	Destination	Purpose	Travel Cost	Funding Source
LANGSTON,RANDALL	MALIBU, CA	Conf/Semnr/Wkshp	110	GF/Self
LANGSTON,RANDALL	AURORA, CO	Conf/Semnr/Wkshp	1,790	GF/Self
LANGSTON,RANDALL	AURORA, CO	Conf/Semnr/Wkshp	70	GF/Self
LANGSTON,RANDALL	AURORA, CO	Conf/Semnr/Wkshp	602	GF/Self
LANGSTON,RANDALL	AURORA, CO	Conf/Semnr/Wkshp	108	GF/Self
LANGSTON,RANDALL	BIRMINGHAM, AL	Recruitment	110	GF/Self
LANGSTON,RANDALL	MOBILE, AL - PENSACOLA, FL	Recruitment	130	GF/Self
LANGSTON,RANDALL	TORONTO, CANADA	Conf/Semnr/Wkshp	1,200	GF/Self
LANGSTON,RANDALL	TORONTO, CANADA	Conf/Semnr/Wkshp	218	GF/Self
LANGSTON,RANDALL	TORONTO, CANADA	Conf/Semnr/Wkshp	(1,875)	GF/Self
LANGSTON,RANDALL	TORONTO, CANADA	Conf/Semnr/Wkshp	1,419	GF/Self
LANGSTON,RANDALL	TORONTO, CANADA	Conf/Semnr/Wkshp	456	GF/Self
LANGSTON,RANDALL	TORONTO, CANADA	Conf/Semnr/Wkshp	153	GF/Self
LANGSTON,RANDALL	TORONTO, CANADA	Conf/Semnr/Wkshp	168	GF/Self
LANGSTON,RANDALL	MOBILE, AL	Recruitment	336	GF/Self
LANGSTON,RANDALL	TORONTO, CANADA	Conf/Semnr/Wkshp	1,875	GF/Self
LAVIGNE, REBECCA ROSE	WACO, TX	Conf/Semnr/Wkshp	475	GF/Self
LEE,HSIAOPEI	MELBOURNE, FL	Recruitment	855	GF/Self
LEE,HSIAOPEI	TUSCALOOSA, AL	Performance	450	GF/Self
LEE,HSIAOPEI	NATCHITOCHE LA	Recruitment	138	GF/Self
LEE,HSIAOPEI	NATCHITOCHE LA	Recruitment	118	GF/Self
LEE,HSIAOPEI	NATCHITOCHE LA	Recruitment	44	GF/Self
LEE,RYAN	NEW ORLEANS, LA	Conf/Semnr/Wkshp	140	GF/Self
Lee,Sarah B	AUGUSTA, GEORGIA	Conf/Semnr/Wkshp	(250)	GF/Self
LESTER,KELLY FERRIS	PTE/ATLANTA GA	Conf/Semnr/Wkshp	196	GF/Self
LESTER,KELLY FERRIS	PTE/ATLANTA GA	Conf/Semnr/Wkshp	395	GF/Self
LESTER,KELLY FERRIS	ATLANTA, GA	Conf/Semnr/Wkshp	468	GF/Self
LESTER,KELLY FERRIS	ATLANTA, GA	Conf/Semnr/Wkshp	85	GF/Self
LESTER,KELLY FERRIS	ATLANTA, GA	Conf/Semnr/Wkshp	110	GF/Self
Leuty Blackwell,Melanie Elizabeth	SEATTLE WA	Conf/Semnr/Wkshp	810	GF/Self
LEUTY,MELANIE	SEATTLE, WA	Conf/Semnr/Wkshp	323	GF/Self

**OUT-OF-STATE TRAVEL
FISCAL YEAR 2025**

University of Southern Mississippi (268-00)

Name of Agency

Note: All expenditures recorded on this form must be totaled and said total must agree with the out-of-state travel amount indicated for FY 2023 on Form Mbr-1, line 1.A.2.b.

Employee's Name	Destination	Purpose	Travel Cost	Funding Source
LEUTY,MELANIE	SEATTLE, WA	Conf/Semnr/Wkshp	1,244	GF/Self
LEUTY,MELANIE	SEATTLE, WA	Conf/Semnr/Wkshp	153	GF/Self
LEUTY,MELANIE	SEATTLE, WA	Conf/Semnr/Wkshp	448	GF/Self
LEUTY,MELANIE	AUBURN, AL	Conf/Semnr/Wkshp	136	GF/Self
LINDSEY,BRIAN	NASHVILLE, TN	Conf/Semnr/Wkshp	606	GF/Self
LINDSEY,BRIAN	NASHVILLE, TN	Conf/Semnr/Wkshp	161	GF/Self
Lindsey,Brian T	NASHVILLE, TN	Conf/Semnr/Wkshp	495	GF/Self
Lindsey,Brian T	NASHVILLE, TN	Conf/Semnr/Wkshp	495	GF/Self
Lindsey,Brian T	ST LOUIS, MO	Conf/Semnr/Wkshp	490	GF/Self
Lindsey,Brian T	ST LOUIS, MO	Conf/Semnr/Wkshp	490	GF/Self
Lindsey,Brian T	ST LOUIS, MO	Conf/Semnr/Wkshp	490	GF/Self
Lindsey,Brian T	ST LOUIS, MO	Conf/Semnr/Wkshp	490	GF/Self
Lindsey,Brian T	CHARLESTON, SC	Conf/Semnr/Wkshp	3,000	GF/Self
LITTLEFIELD,THOMAS A	FY23/PTE-NEW ORLEANS LA	Conf/Semnr/Wkshp	185	GF/Self
LOVE,HOLLY	PTE/PALM SPRINGS, CA	Conf/Semnr/Wkshp	465	GF/Self
Loveall,Amanda Leigh	ATLANTA, GA	Conf/Semnr/Wkshp	950	GF/Self
Lowery,Kathryn Haney	NEW ORLEANS	Conf/Semnr/Wkshp	575	GF/Self
Lowery,Kathryn Haney	DALLAS, TX	Conf/Semnr/Wkshp	1,025	GF/Self
Lowery,Kathryn Haney	SCUP CONFERENCE - CHARETTE REGISTRATION	Conf/Semnr/Wkshp	60	GF/Self
Lowery,Kathryn Haney	CHICAGO, IL	Conf/Semnr/Wkshp	555	GF/Self
Lowery,Kathryn Haney	SACSCOC ANNUAL CONFERENCE - ATLANTA, GA	Conf/Semnr/Wkshp	550	GF/Self
LOWERY,KATHRYN HANEY	ATLANTA, GA	Conf/Semnr/Wkshp	347	GF/Self
LOWERY,KATHRYN HANEY	ATLANTA, GA	Business Meeting	380	GF/Self
LOWERY,KATHRYN HANEY	ATLANTA, GA	Business Meeting	115	GF/Self
LOWERY,KATHRYN HANEY	ATLANTA, GA	Business Meeting	138	GF/Self
LOWERY,KATHRYN HANEY	ATLANTA, GA	Conf/Semnr/Wkshp	296	GF/Self
LOWREY,KAREN ALISA	RICHMOND, VA	Conf/Semnr/Wkshp	118	GF/Self
LOWREY,KAREN ALISA	RICHMOND, VA	Conf/Semnr/Wkshp	96	GF/Self

**OUT-OF-STATE TRAVEL
FISCAL YEAR 2025**

University of Southern Mississippi (268-00)

Name of Agency

Note: All expenditures recorded on this form must be totaled and said total must agree with the out-of-state travel amount indicated for FY 2023 on Form Mbr-1, line 1.A.2.b.

Employee's Name	Destination	Purpose	Travel Cost	Funding Source
LOWREY,KAREN ALISA	RICHMOND, VA	Conf/Semnr/Wkshp	22	GF/Self
LOWREY,KAREN ALISA	LOUISVILLE, KY	Conf/Semnr/Wkshp	100	GF/Self
MA,BORAN	NEW ORLEANS, LA	Conf/Semnr/Wkshp	268	GF/Self
MADUBUBAMBCHU,UJUN WA F	AUGUSTA GA	Conf/Semnr/Wkshp	87	GF/Self
MADUBUBAMBCHU,UJUN WA F	AUGUSTA GA	Conf/Semnr/Wkshp	150	GF/Self
MADUBUBAMBCHU,UJUN WA F	AUGUSTA GA	Conf/Semnr/Wkshp	197	GF/Self
MADUBUBAMBCHU,UJUN WA F	AUGUSTA GA	Conf/Semnr/Wkshp	66	GF/Self
MASTERSON,DOUGLAS	LONG BEACH CA	Conf/Semnr/Wkshp	726	GF/Self
MASTERSON,DOUGLAS	LONG BEACH CA	Conf/Semnr/Wkshp	153	GF/Self
MASTERSON,DOUGLAS	FY23/PTE LONG BEACH CA	Conf/Semnr/Wkshp	580	GF/Self
MASTERSON,DOUGLAS	CHAPEL HILL NC	Conf/Semnr/Wkshp	492	GF/Self
MASTERSON,DOUGLAS	CHAPEL HILL NC	Conf/Semnr/Wkshp	85	GF/Self
MASTERSON,DOUGLAS	CHAPEL HILL NC	Conf/Semnr/Wkshp	392	GF/Self
MASTERSON,DOUGLAS	CHAPEL HILL NC	Conf/Semnr/Wkshp	103	GF/Self
MASTERSON,DOUGLAS	ATLANTA, GA	Conf/Semnr/Wkshp	307	GF/Self
MASTERSON,DOUGLAS	ATLANTA, GA	Conf/Semnr/Wkshp	400	GF/Self
MASTERSON,DOUGLAS	ATLANTA, GA	Conf/Semnr/Wkshp	913	GF/Self
MASTERSON,DOUGLAS	ATLANTA, GA	Conf/Semnr/Wkshp	86	GF/Self
MASTERSON,DOUGLAS	ATLANTA, GA	Conf/Semnr/Wkshp	90	GF/Self
MASTERSON,DOUGLAS	NEW ORLEANS, LA	Conf/Semnr/Wkshp	538	GF/Self
MASTERSON,DOUGLAS	NEW ORLEANS, LA	Conf/Semnr/Wkshp	148	GF/Self
MASTERSON,DOUGLAS	NEW ORLEANS, LA	Conf/Semnr/Wkshp	157	GF/Self
MASTERSON,DOUGLAS	AUSTIN, TX	Conf/Semnr/Wkshp	783	GF/Self
MASTERSON,DOUGLAS	AUSTIN, TX	Conf/Semnr/Wkshp	121	GF/Self
MASTERSON,DOUGLAS	AUSTIN, TX	Conf/Semnr/Wkshp	302	GF/Self
MASTERSON,DOUGLAS	AUSTIN, TX	Conf/Semnr/Wkshp	155	GF/Self
MASTERSON,DOUGLAS	NEW ORLEANS, LA	Conf/Semnr/Wkshp	600	GF/Self
MASTERSON,DOUGLAS	AUSTIN, TX	Conf/Semnr/Wkshp	297	GF/Self
MASTERSON,TINA	WEST LAFAYETTE IN	Conf/Semnr/Wkshp	689	GF/Self
MATHERNE,CURTIS	ST LOUIS MO	Business Meeting	597	GF/Self

**OUT-OF-STATE TRAVEL
FISCAL YEAR 2025**

University of Southern Mississippi (268-00)

Name of Agency

Note: All expenditures recorded on this form must be totaled and said total must agree with the out-of-state travel amount indicated for FY 2023 on Form Mbr-1, line 1.A.2.b.

Employee's Name	Destination	Purpose	Travel Cost	Funding Source
MATHERNE,CURTIS	ST LOUIS MO	Business Meeting	83	GF/Self
MATHERNE,CURTIS	ST LOUIS MO	Business Meeting	100	GF/Self
MATTOX,WALKER MARGARET	BIRMINGHAM AL	Recruitment	839	GF/Self
MATTOX,WALKER MARGARET	HUNTSVILLE AL	Recruitment	804	GF/Self
MATTOX,WALKER MARGARET	BIRMINGHAM AL/SOUTHAVEN MS	Recruitment	176	GF/Self
MATTOX,WALKER MARGARET	BIRMINGHAM AL/SOUTHAVEN MS	Recruitment	12	GF/Self
MATTOX,WALKER MARGARET	BIRMINGHAM AL	Recruitment	503	GF/Self
MATTOX,WALKER MARGARET	BIRMINGHAM AL	Recruitment	2	GF/Self
MATTOX,WALKER MARGARET	PELHAM AL	Recruitment	359	GF/Self
MATTOX,WALKER MARGARET	MTN BROOK, AL	Recruitment	490	GF/Self
MATTOX,WALKER MARGARET	TUPELO, MS -NEW ALBANY, MS	Recruitment	629	GF/Self
MATTOX,WALKER MARGARET	ALEXANDRIA CITY, AL- BIRMIN	Recruitment	634	GF/Self
MATTOX,WALKER MARGARET	ALEXANDRIA CITY, AL- BIRMIN	Recruitment	30	GF/Self
MATTOX,WALKER MARGARET	NEW ORLEANS, LA	Recruitment	176	GF/Self
MATTOX,WALKER MARGARET	NEW ORLEANS, LA	Recruitment	34	GF/Self
MATTOX,WALKER MARGARET	NEW ORLEANS, LA	Recruitment	64	GF/Self
MATTOX,WALKER MARGARET	NEW ORLEANS, LA	Recruitment	240	GF/Self
MATTOX,WALKER MARGARET	NEW ORLEANS, LA	Recruitment	34	GF/Self
MATTOX,WALKER MARGARET	DAPHNE, AL	Recruitment	232	GF/Self
MATTOX,WALKER MARGARET	BATON ROUGE, LA	Recruitment	203	GF/Self
MATTOX,WALKER MARGARET	MOUNTAIN BROOK, AL	Recruitment	790	GF/Self
MAXWELL,LINDSEY CONLIN	DETROIT MI	Conf/Semnr/Wkshp	317	GF/Self
MAXWELL,LINDSEY CONLIN	DETROIT MI	Conf/Semnr/Wkshp	275	GF/Self
MAXWELL,LINDSEY CONLIN	DETROIT MI	Conf/Semnr/Wkshp	1,008	GF/Self

**OUT-OF-STATE TRAVEL
FISCAL YEAR 2025**

University of Southern Mississippi (268-00)

Name of Agency

Note: All expenditures recorded on this form must be totaled and said total must agree with the out-of-state travel amount indicated for FY 2023 on Form Mbr-1, line 1.A.2.b.

Employee's Name	Destination	Purpose	Travel Cost	Funding Source
MCCARDLE,EMILEIGH	BOULDER, CO	Conf/Semnr/Wkshp	136	GF/Self
MCCARDLE,EMILEIGH	BOULDER, CO	Conf/Semnr/Wkshp	120	GF/Self
MCCARDLE,EMILEIGH	BOULDER, CO	Conf/Semnr/Wkshp	1,162	GF/Self
MCCARDLE,EMILEIGH	BOULDER, CO	Conf/Semnr/Wkshp	(1,162)	GF/Self
MCCARDLE,EMILEIGH	BOULDER, CO	Conf/Semnr/Wkshp	481	GF/Self
MCCARDLE,EMILEIGH	BOULDER, CO	Conf/Semnr/Wkshp	153	GF/Self
MCCARDLE,EMILEIGH	BOULDER, CO	Conf/Semnr/Wkshp	529	GF/Self
McCarty,Regina Carol	PITTSBURGH, PA	Conf/Semnr/Wkshp	75	GF/Self
McCarty,Regina Carol	PITTSBURGH, PA	Conf/Semnr/Wkshp	300	GF/Self
McCarty,Regina Carol	PITTSBURGH, PA	Conf/Semnr/Wkshp	900	GF/Self
McCarty,Regina Carol	PITTSBURGH, PA	Conf/Semnr/Wkshp	150	GF/Self
McCay,Megan Dutton	NEW ORLEANS, LOUISIANA	Conf/Semnr/Wkshp	350	GF/Self
McCay,Megan Dutton	CLEVELAND, OHIO	Presentation	599	GF/Self
MCDONALD,ALANNA	ST. LOUIS, MO	Conf/Semnr/Wkshp	858	GF/Self
MCDONALD,ALANNA	ST. LOUIS, MO	Conf/Semnr/Wkshp	98	GF/Self
MCDONALD,ALANNA	ST. LOUIS, MO	Conf/Semnr/Wkshp	241	GF/Self
MCDONALD,ALANNA	ST. LOUIS, MO	Conf/Semnr/Wkshp	91	GF/Self
MCDONALD,ROBERT P	HILTON HEAD, SC	Conf/Semnr/Wkshp	229	GF/Self
MCDONALD,ROBERT P	CHARLOTTE, NC	Conf/Semnr/Wkshp	116	GF/Self
MCDONALD,ROBERT P	CHARLOTTE, NC	Conf/Semnr/Wkshp	225	GF/Self
MCFARLAND,LANDON	HILTON HEAD, SC	Conf/Semnr/Wkshp	436	GF/Self
MCFARLAND,LANDON	HILTON HEAD, SC	Conf/Semnr/Wkshp	250	GF/Self
MCFARLAND,LANDON	NEW ORLEANS, LA	Conf/Semnr/Wkshp	611	GF/Self
MCFARLAND,LANDON	NEW ORLEANS, LA	Conf/Semnr/Wkshp	151	GF/Self
MCFARLAND,LANDON	NEW ORLEANS, LA	Conf/Semnr/Wkshp	250	GF/Self
MCFARLAND,LANDON	NEW ORLEANS, LA	Conf/Semnr/Wkshp	44	GF/Self
MCGEE,MICHAEL A	FORT RUCKER AL	Recruitment	142	GF/Self
MCGEE,MICHAEL A	FORT RUCKER AL	Recruitment	321	GF/Self
MCGHEE,BRIAN	DENVER CO	Business Meeting	987	GF/Self
MCGHEE,BRIAN	DENVER CO	Business Meeting	28	GF/Self
MCGHEE,BRIAN	DENVER CO	Business Meeting	436	GF/Self

**OUT-OF-STATE TRAVEL
FISCAL YEAR 2025**

University of Southern Mississippi (268-00)

Name of Agency

Note: All expenditures recorded on this form must be totaled and said total must agree with the out-of-state travel amount indicated for FY 2023 on Form Mbr-1, line 1.A.2.b.

Employee's Name	Destination	Purpose	Travel Cost	Funding Source
MCGHEE,BRIAN	DENVER CO	Business Meeting	79	GF/Self
MCILWAIN,WILLIAM BENJAMIN	INTERLOCHEN MI	Recruitment	400	GF/Self
MCILWAIN,WILLIAM BENJAMIN	RENO NV	Conf/Semnr/Wkshp	224	GF/Self
MCINNIS,KANESHA	HARAHAN LA	Recruitment	235	GF/Self
MCINNIS,KANESHA	PENSACOLA FL	Recruitment	691	GF/Self
McKenzie,Colin Richard	SAN ANTONIO, TX	Recruitment	432	GF/Self
MCLAIN,NINA	CHICAGO IL	Conf/Semnr/Wkshp	1,637	GF/Self
MCLAIN,NINA	CHICAGO IL	Conf/Semnr/Wkshp	74	GF/Self
MCLAIN,NINA	PTE/CHICAGO IL	Conf/Semnr/Wkshp	559	GF/Self
MCLAIN,NINA	PTE/CHICAGO IL	Conf/Semnr/Wkshp	770	GF/Self
Mclain,Nina Elisabeth	LOUISVILLE, KY	Conf/Semnr/Wkshp	500	GF/Self
MCLEESE,MICHELLE	MYRTLE BEACH, SC	Conf/Semnr/Wkshp	771	GF/Self
MCLEESE,MICHELLE	MYRTLE BEACH, SC	Conf/Semnr/Wkshp	230	GF/Self
MCLLWAIN,JACQUELINE	TALLAHASSEE, FL	Recruitment	102	GF/Self
MCLLWAIN,JACQUELINE	TALLAHASSEE, FL	Recruitment	130	GF/Self
MCLLWAIN,JACQUELINE	TALLAHASSEE, FL	Recruitment	69	GF/Self
MCLLWAIN,JACQUELINE	RENO NV	Conf/Semnr/Wkshp	1,085	GF/Self
MCLLWAIN,JACQUELINE	RENO NV	Conf/Semnr/Wkshp	140	GF/Self
MCLLWAIN,JACQUELINE	RENO NV	Conf/Semnr/Wkshp	1,966	GF/Self
MCLLWAIN,JACQUELINE	RENO NV	Conf/Semnr/Wkshp	161	GF/Self
McSorley,Leah	ITTABENNA, MS	Conf/Semnr/Wkshp	145	GF/Self
McSorley,Leah	WASHINGTON DC	Conf/Semnr/Wkshp	1,119	GF/Self
MEZZADRI,DANILO	PULLMAN, WA	Recruitment	300	GF/Self
Miao,Wujian	WASHINGTON DC	Business Meeting	700	GF/Self
MILES,CHRISTOPHER J	SAVANNAH, GA	Conf/Semnr/Wkshp	134	GF/Self
MILES,CHRISTOPHER J	SAVANNAH, GA	Conf/Semnr/Wkshp	200	GF/Self
MILES,MICHAEL A	TAMPA, FL -SATELLITE BEACH	Recruitment	1,304	GF/Self
MILES,MICHAEL A	TAMPA, FL -SATELLITE BEACH	Recruitment	632	GF/Self
MILES,MICHAEL A	TAMPA, FL -SATELLITE BEACH	Recruitment	64	GF/Self
MILES,MICHAEL A	BRAZIL	Recruitment	(2,998)	GF/Self

**OUT-OF-STATE TRAVEL
FISCAL YEAR 2025**

University of Southern Mississippi (268-00)

Name of Agency

Note: All expenditures recorded on this form must be totaled and said total must agree with the out-of-state travel amount indicated for FY 2023 on Form Mbr-1, line 1.A.2.b.

Employee's Name	Destination	Purpose	Travel Cost	Funding Source
MILES,MICHAEL A	BRAZIL	Recruitment	2,998	GF/Self
MILES,MICHAEL A	BRAZIL	Recruitment	2,998	GF/Self
MILLER,CHAD R	WASHINGTON, DC	Conf/Semnr/Wkshp	776	GF/Self
MILLER,CHAD R	WASHINGTON, DC	Conf/Semnr/Wkshp	81	GF/Self
MILLER,CHAD R	WASHINGTON, DC	Conf/Semnr/Wkshp	383	GF/Self
MILLER,CHAD R	WASHINGTON, DC	Conf/Semnr/Wkshp	816	GF/Self
MILLER,KERSTIN	CHICAGO, IL	Conf/Semnr/Wkshp	66	GF/Self
MILLER,KERSTIN	CHICAGO, IL	Conf/Semnr/Wkshp	335	GF/Self
MILLER,KERSTIN	CHICAGO, IL	Conf/Semnr/Wkshp	99	GF/Self
MITCHELL,KAYLA LOUISE	TALLAHASSEE, FL	Conf/Semnr/Wkshp	4,551	GF/Self
MITCHELL,KAYLA LOUISE	TALLAHASSEE, FL	Conf/Semnr/Wkshp	(1,150)	GF/Self
MITCHELL,KAYLA LOUISE	TALLAHASSEE, FL	Conf/Semnr/Wkshp	1,150	GF/Self
MITCHELL,KAYLA LOUISE	TALLAHASSE, FL	Conf/Semnr/Wkshp	1,150	GF/Self
MITCHELL,KAYLA LOUISE	BALTIMORE, MD	Conf/Semnr/Wkshp	1,425	GF/Self
MITCHELL,KAYLA LOUISE	BALTIMORE, MD	Conf/Semnr/Wkshp	374	GF/Self
MITCHELL,KAYLA LOUISE	BALTIMORE, MD	Conf/Semnr/Wkshp	65	GF/Self
MIXON,JOSHUA TODD	MONTGOMERY, AL	Observation	216	GF/Self
MIXON,JOSHUA TODD	MONTGOMERY, AL	Observation	434	GF/Self
MIXON,JOSHUA TODD	MOBILE, AL	Observation	379	GF/Self
MIXON,JOSHUA TODD	MOBILE, AL	Observation	103	GF/Self
MORGAN,HANI	CHICAGO, IL	Conf/Semnr/Wkshp	347	GF/Self
MORGAN,HANI	CHICAGO, IL	Conf/Semnr/Wkshp	220	GF/Self
MORGAN,HANI	SAN DIEGO, CA	Presentation	450	GF/Self
MORGAN,HANI	SAN DIEGO, CA	Presentation	703	GF/Self
MORGAN,LISA D	ORLANDO, FL	Conf/Semnr/Wkshp	1,318	GF/Self
MORGAN,LISA D	ORLANDO, FL	Conf/Semnr/Wkshp	140	GF/Self
MORGAN,LISA D	ORLANDO, FL	Conf/Semnr/Wkshp	169	GF/Self
MORGAN,LISA D	ORLANDO, FL	Conf/Semnr/Wkshp	477	GF/Self
MORGAN,LISA D	GULF SHORES AL	Conf/Semnr/Wkshp	877	GF/Self

**OUT-OF-STATE TRAVEL
FISCAL YEAR 2025**

University of Southern Mississippi (268-00)

Name of Agency

Note: All expenditures recorded on this form must be totaled and said total must agree with the out-of-state travel amount indicated for FY 2023 on Form Mbr-1, line 1.A.2.b.

Employee's Name	Destination	Purpose	Travel Cost	Funding Source
MORGAN,LISA D	GULF SHORES AL	Conf/Semnr/Wkshp	173	GF/Self
MORGAN,LISA D	GULF SHORES AL	Conf/Semnr/Wkshp	33	GF/Self
MORGAN,LYNLEE	HOUSTON TX	Conf/Semnr/Wkshp	973	GF/Self
MORGAN,LYNLEE	HOUSTON TX	Conf/Semnr/Wkshp	176	GF/Self
MORGAN,LYNLEE	HOUSTON TX	Conf/Semnr/Wkshp	51	GF/Self
MORGAN,LYNLEE	PTE/HOUSTON TX	Conf/Semnr/Wkshp	208	GF/Self
MORRIS,JAY	ST LOUIS, MO	Conf/Semnr/Wkshp	1,279	GF/Self
MORRIS,JAY	ST LOUIS, MO	Conf/Semnr/Wkshp	297	GF/Self
Morris,Jay A	ST. LOUIS, MO	Conf/Semnr/Wkshp	460	GF/Self
Morris,Jay A	ST. LOUIS, MO	Conf/Semnr/Wkshp	2,255	GF/Self
MOSS,MOLLY	TALLAHASSEE, FL	Conf/Semnr/Wkshp	67	GF/Self
MOSS,MOLLY	LAUREL, MS	Conf/Semnr/Wkshp	1,507	GF/Self
MOSS,MOLLY	LAUREL, MS	Conf/Semnr/Wkshp	483	GF/Self
MOSS,MOLLY	LAUREL, MS	Conf/Semnr/Wkshp	80	GF/Self
MUMMERT,HANNAH	PROVIDENCE, RI	Conf/Semnr/Wkshp	70	GF/Self
MUMMERT,HANNAH	PROVIDENCE, RI	Conf/Semnr/Wkshp	230	GF/Self
Nace,Amanda C	SEATTLE, WA	Conf/Semnr/Wkshp	625	GF/Self
Nace,Amanda C	INDIANAPOLIS, IN	Conf/Semnr/Wkshp	525	GF/Self
Nace,Amanda C	AUBURN, AL	Conf/Semnr/Wkshp	250	GF/Self
NACE,AMANDA TILLEY	AUBURN, AL	Conf/Semnr/Wkshp	461	GF/Self
NACE,AMANDA TILLEY	AUBURN, AL	Conf/Semnr/Wkshp	390	GF/Self
NEAL,RANDA AMASON	BATON ROUGE LA	Conf/Semnr/Wkshp	365	GF/Self
NEAL,RANDA AMASON	BATON ROUGE LA	Conf/Semnr/Wkshp	62	GF/Self
NEAL,RANDA AMASON	BATON ROUGE LA	Conf/Semnr/Wkshp	212	GF/Self
NOLAND,MIRANDA	PTE/SEATTLE WA	Conf/Semnr/Wkshp	9	GF/Self
NOLAND,MIRANDA	SEATTLE, WA	Conf/Semnr/Wkshp	71	GF/Self
O BRIEN,THOMAS V	CHICAGO, IL	Conf/Semnr/Wkshp	100	GF/Self
O BRIEN,THOMAS V	CHICAGO, IL	Conf/Semnr/Wkshp	235	GF/Self
OATES,SHANA	LAS VEGAS, NV	Conf/Semnr/Wkshp	300	GF/Self
OBERST,CHRISTY	ORLANDO, FL	Conf/Semnr/Wkshp	892	GF/Self
OBERST,CHRISTY	ORLANDO, FL	Conf/Semnr/Wkshp	116	GF/Self
OBERST,CHRISTY	ORLANDO, FL	Conf/Semnr/Wkshp	336	GF/Self

**OUT-OF-STATE TRAVEL
FISCAL YEAR 2025**

University of Southern Mississippi (268-00)

Name of Agency

Note: All expenditures recorded on this form must be totaled and said total must agree with the out-of-state travel amount indicated for FY 2023 on Form Mbr-1, line 1.A.2.b.

Employee's Name	Destination	Purpose	Travel Cost	Funding Source
OBERST,CHRISTY	ORLANDO, FL	Conf/Semnr/Wkshp	143	GF/Self
OBERST,CHRISTY	PORTLAND, OR	Conf/Semnr/Wkshp	1,469	GF/Self
OBERST,CHRISTY	PORTLAND, OR	Conf/Semnr/Wkshp	115	GF/Self
OBERST,CHRISTY	PORTLAND, OR	Conf/Semnr/Wkshp	663	GF/Self
OBERST,CHRISTY	PORTLAND, OR	Conf/Semnr/Wkshp	123	GF/Self
Oberst,Christy Leah	PORTLAND, OR	Conf/Semnr/Wkshp	470	GF/Self
Oberst,Christy Leah	PORTLAND, OR	Conf/Semnr/Wkshp	545	GF/Self
Oberst,Christy Leah	PORTLAND, OR	Conf/Semnr/Wkshp	490	GF/Self
Oberst,Christy Leah	ORLANDO, FL	Conf/Semnr/Wkshp	500	GF/Self
Oberst,Christy Leah	ORLANDO, FL	Conf/Semnr/Wkshp	795	GF/Self
Oberst,Christy Leah	PORTLAND, OREGON	Conf/Semnr/Wkshp	590	GF/Self
Oberst,Christy Leah	ORLANDO, FL	Conf/Semnr/Wkshp	500	GF/Self
Oberst,Christy Leah	ORLANDO, FL	Conf/Semnr/Wkshp	500	GF/Self
Oberst,Christy Leah	TAMPA, FL	Conf/Semnr/Wkshp	225	GF/Self
PARKER,LEAH ELAYNE POPE	BIRMINGHAM, AL	Conf/Semnr/Wkshp	712	GF/Self
PARKER,LEAH ELAYNE POPE	BIRMINGHAM, AL	Conf/Semnr/Wkshp	46	GF/Self
PARKER,LEAH ELAYNE POPE	BIRMINGHAM, AL	Conf/Semnr/Wkshp	150	GF/Self
PARKER,LEAH ELAYNE POPE	MONTGOMERY, AL	Recruitment	111	GF/Self
PARKER,LEAH ELAYNE POPE	MONTGOMERY, AL	Research and Teaching	100	GF/Self
PARKER,LEAH ELAYNE POPE	MONTGOMERY, AL	Business Meeting	40	GF/Self
PARKS,STEPHANIE	PTE/CHICAGO IL	Conf/Semnr/Wkshp	425	GF/Self
PARKS,STEPHANIE	PTE/CHICAGO IL	Conf/Semnr/Wkshp	660	GF/Self
PARKS,STEPHANIE	CHICAGO IL	Conf/Semnr/Wkshp	1,468	GF/Self
PARKS,STEPHANIE	CHICAGO IL	Conf/Semnr/Wkshp	129	GF/Self
PATTERSON,KALYN	MOBILE AL	Recruitment	71	GF/Self
PATTERSON,KALYN	MOBILE AL	Recruitment	41	GF/Self
PATTERSON,KALYN	MOBILE AL	Recruitment	341	GF/Self
PATTERSON,KALYN	ST. LOUIS, MO	Conf/Semnr/Wkshp	317	GF/Self
PATTERSON,KALYN	ST. LOUIS, MO	Conf/Semnr/Wkshp	1,632	GF/Self
PATTERSON,KALYN	ST. LOUIS, MO	Conf/Semnr/Wkshp	136	GF/Self

**OUT-OF-STATE TRAVEL
FISCAL YEAR 2025**

University of Southern Mississippi (268-00)

Name of Agency

Note: All expenditures recorded on this form must be totaled and said total must agree with the out-of-state travel amount indicated for FY 2023 on Form Mbr-1, line 1.A.2.b.

Employee's Name	Destination	Purpose	Travel Cost	Funding Source
PATTON,DEREK L	NEW ORLEANS, LA	Business Meeting	321	GF/Self
PATTON,DEREK L	NEW ORLEANS, LA	Conf/Semnr/Wkshp	597	GF/Self
PATTON,DEREK L	NEW ORLEANS, LA	Conf/Semnr/Wkshp	146	GF/Self
PATTON,DEREK L	NEW ORLEANS, LA	Conf/Semnr/Wkshp	147	GF/Self
PAUL,JOSEPH S	ATLANTA, GA	Business Meeting	639	GF/Self
PAUL,JOSEPH S	ATLANTA, GA	Business Meeting	427	GF/Self
PAUL,JOSEPH S	ATLANTA, GA	Business Meeting	124	GF/Self
PAUL,JOSEPH S	MYRTLE BEACH, SC	Observation	431	GF/Self
PAUL,JOSEPH S	MYRTLE BEACH, SC	Observation	84	GF/Self
PAUL,JOSEPH S	ATLANTA, GA - MERIDIAN, MS	Observation	269	GF/Self
PAUL,JOSEPH S	ATLANTA, GA - MERIDIAN, MS	Observation	317	GF/Self
PAUL,JOSEPH S	ATLANTA, GA - MERIDIAN, MS	Observation	100	GF/Self
PAUL,JOSEPH S	PTE/ATLANTA GA	Conf/Semnr/Wkshp	550	GF/Self
PAUL,JOSEPH S	TROY AL	Observation	109	GF/Self
PAUL,JOSEPH S	TROY AL	Observation	343	GF/Self
PAUL,JOSEPH S	JACKSON, MS- PENSACOLA, FL	Observation	559	GF/Self
PAUL,JOSEPH S	JACKSON, MS- PENSACOLA, FL	Observation	124	GF/Self
PAUL,JOSEPH S	VALLEY, AL	Business Meeting	72	GF/Self
PAUL,JOSEPH S	ATMORE, AL	Business Meeting	252	GF/Self
PEEL,SHELBY	ONTARIO, CANADA	Conf/Semnr/Wkshp	813	GF/Self
PEEL,SHELBY	ONTARIO, CANADA	Conf/Semnr/Wkshp	815	GF/Self
PEEL,SHELBY	OTTAWA, CANADA	Conf/Semnr/Wkshp	1,582	GF/Self
PEEL,SHELBY	OTTAWA, CANADA	Conf/Semnr/Wkshp	131	GF/Self
PEEL,SHELBY	OTTAWA, CANADA	Conf/Semnr/Wkshp	97	GF/Self
PHILLIPS,ANDREA S	WASHINGTON, DC	Conf/Semnr/Wkshp	697	GF/Self
PHILLIPS,ANDREA S	WASHINGTON, DC	Conf/Semnr/Wkshp	465	GF/Self
PHILLIPS,ANDREA S	WASHINGTON, DC	Conf/Semnr/Wkshp	108	GF/Self
PHILLIS,BRADLEY JAMES	BIRMINGHAM, AL	Conf/Semnr/Wkshp	915	GF/Self
PHILLIS,BRADLEY JAMES	BIRMINGHAM, AL	Conf/Semnr/Wkshp	46	GF/Self
PHILLIS,BRADLEY JAMES	BIRMINGHAM, AL	Conf/Semnr/Wkshp	150	GF/Self

**OUT-OF-STATE TRAVEL
FISCAL YEAR 2025**

University of Southern Mississippi (268-00)

Name of Agency

Note: All expenditures recorded on this form must be totaled and said total must agree with the out-of-state travel amount indicated for FY 2023 on Form Mbr-1, line 1.A.2.b.

Employee's Name	Destination	Purpose	Travel Cost	Funding Source
PHILLIS,BRADLEY JAMES	MONTGOMERY, AL	Research and Teaching	967	GF/Self
PHILLIS,BRADLEY JAMES	MONTGOMERY, AL	Research and Teaching	159	GF/Self
Pierce,Greg W	ST. LOUIS, MISSOURI	Conf/Semnr/Wkshp	1,100	GF/Self
Pierce,Greg W	ST. LOUIS, MISSOURI	Conf/Semnr/Wkshp	1,100	GF/Self
PILAND,SCOTT	GREENVILLE, SC	Conf/Semnr/Wkshp	1,461	GF/Self
Piland,Scotty G	GREENVILLE, SC	Conf/Semnr/Wkshp	145	GF/Self
Piland,Scotty G	GREENVILLE, SC	Conf/Semnr/Wkshp	55	GF/Self
Piland,Scotty G	GREENVILLE, SC	Conf/Semnr/Wkshp	55	GF/Self
Piland,Scotty G	GREENVILLE, SC	Conf/Semnr/Wkshp	55	GF/Self
Piland,Scotty G	SEACSM CONFERENCE	Conf/Semnr/Wkshp	156	GF/Self
POWELL,KRIS A	SANDESTIN FL	Business Meeting	1,827	GF/Self
POWELL,KRIS A	SANDESTIN FL	Business Meeting	294	GF/Self
PRESS,ROBERT M	PTE/PHILADELPHIA PA	Conf/Semnr/Wkshp	371	GF/Self
PRESS,ROBERT M	PTE/PHILADELPHIA PA	Conf/Semnr/Wkshp	245	GF/Self
PRESS,ROBERT M	PHILADELPHIA, PA	Conf/Semnr/Wkshp	241	GF/Self
PRESS,ROBERT M	PHILADELPHIA, PA	Conf/Semnr/Wkshp	143	GF/Self
PRO TRAVEL INC	HOUSTON, TX	Other	2,993	GF/Self
PRO TRAVEL INC	HOUSTON, TX	Other	80	GF/Self
PRO TRAVEL INC	ATLANTA, GA	Other	2,413	GF/Self
PRO TRAVEL INC	ATLANTA, GA	Other	64	GF/Self
PRO TRAVEL INC	HOUSTON, TX	Other	622	GF/Self
PRO TRAVEL INC	BIRMINGHAM, ALABAMA	Other	125	GF/Self
PRO TRAVEL INC	BIRMINGHAM, ALAMBAMA	Other	225	GF/Self
PRO TRAVEL INC	BIRMINGHA, ALABAMA	Other	561	GF/Self
PROTOCOL 911 LLC	PTE/ PROTOCOL 911 REGISTRAT	Conf/Semnr/Wkshp	395	GF/Self
PUCKETT,TERRY MARKHAM	RESTON, VA	Conf/Semnr/Wkshp	846	GF/Self
PUCKETT,TERRY MARKHAM	RESTON, VA	Conf/Semnr/Wkshp	526	GF/Self
PUCKETT,TERRY MARKHAM	RESTON, VA	Conf/Semnr/Wkshp	225	GF/Self
PULLUM,RAE	MOBILE, AL	Recruitment	232	GF/Self
PULLUM,RAE	NEW ORLEANS, LA	Recruitment	80	GF/Self

**OUT-OF-STATE TRAVEL
FISCAL YEAR 2025**

University of Southern Mississippi (268-00)

Name of Agency

Note: All expenditures recorded on this form must be totaled and said total must agree with the out-of-state travel amount indicated for FY 2023 on Form Mbr-1, line 1.A.2.b.

Employee's Name	Destination	Purpose	Travel Cost	Funding Source
PULLUM,RAE	CORDOVA, TN	Recruitment	642	GF/Self
PULLUM,RAE	MEMPHIS, TN	Recruitment	455	GF/Self
PULLUM,RAE	ATHEN, AL	Recruitment	293	GF/Self
PULLUM,RAE	MEMPHIS TN	Recruitment	230	GF/Self
PULLUM,RAE	PLAQUIMINE, LA	Recruitment	200	GF/Self
PULLUM,RAE	HUNTSVILLE AL	Recruitment	595	GF/Self
PULLUM,RAE	MEMPHIS TN	Recruitment	976	GF/Self
PULLUM,RAE	PLAQUIMINE, LA	Recruitment		GF/Self
PULLUM,RAE	NEW ORLEANS, LA	Recruitment	80	GF/Self
QIANG,ZHE	NEW ORLEANS, LA	Recruitment	320	GF/Self
RAND,CATHERINE A	CHICAGO, IL	Conf/Semnr/Wkshp	1,039	GF/Self
RAND,CATHERINE A	CHICAGO, IL	Conf/Semnr/Wkshp	488	GF/Self
RAND,CATHERINE A	CHICAGO, IL	Conf/Semnr/Wkshp	184	GF/Self
RAYBORN,MICHONG	SKOKIE IL	Conf/Semnr/Wkshp	444	GF/Self
RAYBORN,MICHONG	SKOKIE IL	Conf/Semnr/Wkshp	153	GF/Self
RAYBORN,MICHONG	LOUISVILLE, KY	Conf/Semnr/Wkshp	737	GF/Self
RAYBORN,MICHONG	LOUISVILLE, KY	Conf/Semnr/Wkshp	796	GF/Self
RAYBORN,MICHONG	PTE/SKOKIE IL	Conf/Semnr/Wkshp	331	GF/Self
RAYBORN,MICHONG	CHICAGO IL	Conf/Semnr/Wkshp	1,114	GF/Self
RAYBORN,MICHONG	CHICAGO IL	Conf/Semnr/Wkshp	151	GF/Self
RAYBORN,MICHONG	CHICAGO IL	Conf/Semnr/Wkshp	89	GF/Self
RAYBORN,MICHONG	PTE/HICAGO IL	Conf/Semnr/Wkshp	278	GF/Self
RAYBORN,MICHONG	PTE/HICAGO IL	Conf/Semnr/Wkshp	770	GF/Self
RAYBORN,SUSAN G	ORLANDO FL CORRECTION	Conf/Semnr/Wkshp	34	GF/Self
RAYBORN,SUSAN G	ORLANDO FL	Conf/Semnr/Wkshp	1,580	GF/Self
RAYBORN,SUSAN G	ORLANDO FL	Conf/Semnr/Wkshp	117	GF/Self
RAYBORN,SUSAN G	ORLANDO FL	Conf/Semnr/Wkshp	32	GF/Self
RAYBORN,SUSAN G	ORLANDO FL	Conf/Semnr/Wkshp	53	GF/Self
RAYBORN,SUSAN G	FY23/PTE-ORLANDO FL	Conf/Semnr/Wkshp	495	GF/Self
REED,SABRINA DENISE ROHR	BIRMINGHAM, AL	Conf/Semnr/Wkshp	217	GF/Self
REED,SABRINA DENISE ROHR	BIRMINGHAM, AL	Conf/Semnr/Wkshp	130	GF/Self

**OUT-OF-STATE TRAVEL
FISCAL YEAR 2025**

University of Southern Mississippi (268-00)

Name of Agency

Note: All expenditures recorded on this form must be totaled and said total must agree with the out-of-state travel amount indicated for FY 2023 on Form Mbr-1, line 1.A.2.b.

Employee's Name	Destination	Purpose	Travel Cost	Funding Source
REED,SABRINA DENISE ROHR	BIRMINGHAM, AL	Conf/Semnr/Wkshp	56	GF/Self
REED,SABRINA DENISE ROHR	BIRMINGHAM, AL	Conf/Semnr/Wkshp	275	GF/Self
RIEGER,LISA M	PORTLAND, OR	Conf/Semnr/Wkshp	126	GF/Self
RIEGER,LISA M	PORTLAND, OR	Conf/Semnr/Wkshp	1,369	GF/Self
RIEGER,LISA M	PORTLAND, OR	Conf/Semnr/Wkshp	739	GF/Self
RIGEL,DANIEL H	TALLAHASSEE, FL	Conf/Semnr/Wkshp	67	GF/Self
RIGSBY,MARK	AUBURN, AL	Conf/Semnr/Wkshp	539	GF/Self
RIGSBY,MARK	AUBURN, AL	Conf/Semnr/Wkshp	402	GF/Self
RIGSBY,MARK	AUBURN, AL	Conf/Semnr/Wkshp	59	GF/Self
ROBINSON,COURTNEY	PORTLAND, OR	Conf/Semnr/Wkshp	829	GF/Self
ROBINSON,COURTNEY	PORTLAND, OR	Conf/Semnr/Wkshp	101	GF/Self
ROBINSON,COURTNEY	PTE/PORTLAND OR	Conf/Semnr/Wkshp	697	GF/Self
ROBINSON,KRISTIN M	FY23/PTE-SAN DIEGO CA	Conf/Semnr/Wkshp	500	GF/Self
ROBLES LOPEZ, KAREN	SAN DIEGO CA	Conf/Semnr/Wkshp	500	GF/Self
ROBLES LOPEZ, KAREN	SAN DIEGO CA	Conf/Semnr/Wkshp	132	GF/Self
ROBLES LOPEZ, KAREN	SAN DIEGO CA	Conf/Semnr/Wkshp	325	GF/Self
ROWELL,ARTHUR	ORLANDO, FL	Conf/Semnr/Wkshp	1,544	GF/Self
ROWELL,ARTHUR	ORLANDO, FL	Conf/Semnr/Wkshp	749	GF/Self
ROWELL,ARTHUR	ORLANDO, FL	Conf/Semnr/Wkshp	96	GF/Self
ROWELL,KAREN BONEY	FY23/PTE-ST PETE BEACH FL	Conf/Semnr/Wkshp	654	GF/Self
ROWELL,KAREN BONEY	FY23/PTE-ST PETE BEACH FL	Conf/Semnr/Wkshp	411	GF/Self
RUFFIN,ELLEN H	HARVEY, LA	Business Meeting	73	GF/Self
RUFFIN,ELLEN H	HARVEY, LA	Business Meeting	155	GF/Self
RUSSAKOVSKY,ALEXAND ER	WACO, TX- NACOGDOCHEZ	Performance	198	GF/Self
RUSSAKOVSKY,ALEXAND ER	WACO, TX- NACOGDOCHEZ	Performance	588	GF/Self
RUSSELL,RUSTIN S	ORANGE BEACH AL	Conf/Semnr/Wkshp	956	GF/Self
RUSSELL,RUSTIN S	ORANGE BEACH AL	Conf/Semnr/Wkshp	180	GF/Self
RUSSELL,RUSTIN S	ORANGE BEACH AL	Conf/Semnr/Wkshp	675	GF/Self
RUST,DOUGLAS	NEW ORLEANS, LA	Conf/Semnr/Wkshp	906	GF/Self
RUST,DOUGLAS	NEW ORLEANS, LA	Conf/Semnr/Wkshp	175	GF/Self

**OUT-OF-STATE TRAVEL
FISCAL YEAR 2025**

University of Southern Mississippi (268-00)

Name of Agency

Note: All expenditures recorded on this form must be totaled and said total must agree with the out-of-state travel amount indicated for FY 2023 on Form Mbr-1, line 1.A.2.b.

Employee's Name	Destination	Purpose	Travel Cost	Funding Source
RUST,DOUGLAS	NEW ORLEANS, LA	Conf/Semnr/Wkshp	132	GF/Self
SAYRE,EDWARD A	DENVER, CO	Conf/Semnr/Wkshp	319	GF/Self
SAYRE,EDWARD A	DENVER, CO	Conf/Semnr/Wkshp	154	GF/Self
SAYRE,EDWARD A	DENVER, CO	Conf/Semnr/Wkshp	61	GF/Self
SAYRE,EDWARD A	DENVER, CO	Conf/Semnr/Wkshp	321	GF/Self
Schraeder,Michele L	HOUSTON, TX	Conf/Semnr/Wkshp	270	GF/Self
Schraeder,Michele L	WASHINGTON, DC	Conf/Semnr/Wkshp	1,075	GF/Self
SCOTT BACK,HANNAH MARIE	NEW ORLEANS LA	Conf/Semnr/Wkshp	146	GF/Self
SEALS,CHADRICK DEWAYNE	ORLANDO FL	Conf/Semnr/Wkshp	120	GF/Self
SEALS,CHADRICK DEWAYNE	ORLANDO FL	Conf/Semnr/Wkshp	1,626	GF/Self
SEALS,CHADRICK DEWAYNE	ORLANDO FL	Conf/Semnr/Wkshp	546	GF/Self
SELLERS,KELLI	NEW ORLEANS LA	Research and Teaching	77	GF/Self
SHILCUTT,JACKIE BETH	ATLANTA, GA	Conf/Semnr/Wkshp	650	GF/Self
SHILCUTT,JACKIE BETH	ATLANTA, GA	Conf/Semnr/Wkshp	295	GF/Self
SHIN,ERY	SAN FRANCISCO, CA	Conf/Semnr/Wkshp	105	GF/Self
SHIN,ERY	PTE/LOS ANGELES CA	Conf/Semnr/Wkshp	331	GF/Self
SHIN,ERY	PTE/LOS ANGELES CA	Conf/Semnr/Wkshp	145	GF/Self
SHIN,ERY	LOS ANGELES, CA	Conf/Semnr/Wkshp	588	GF/Self
SHIN,ERY	LOS ANGELES, CA	Conf/Semnr/Wkshp	164	GF/Self
SHIN,JAE HWA	DETROIT MI	Conf/Semnr/Wkshp	600	GF/Self
SHIN,JAE HWA	DETROIT MI	Conf/Semnr/Wkshp	328	GF/Self
SHIN,JAE HWA	DETROIT MI	Conf/Semnr/Wkshp	153	GF/Self
SHIN,JAE HWA	DETROIT MI	Conf/Semnr/Wkshp	347	GF/Self
SHIN,JAE HWA	DETROIT MI	Conf/Semnr/Wkshp	193	GF/Self
Shinall,Michelle Angela	OGLETREE HOUSE	Conf/Semnr/Wkshp	20	GF/Self
Shinall,Michelle Angela	OGLETREE HOUSE	Conf/Semnr/Wkshp	16	GF/Self
SHOWS,TAMMYE MICHELLE	DC	Conf/Semnr/Wkshp	1,186	GF/Self
SHOWS,TAMMYE MICHELLE	DC	Conf/Semnr/Wkshp	109	GF/Self
SHOWS,TAMMYE MICHELLE	DC	Conf/Semnr/Wkshp	162	GF/Self

**OUT-OF-STATE TRAVEL
FISCAL YEAR 2025**

University of Southern Mississippi (268-00)

Name of Agency

Note: All expenditures recorded on this form must be totaled and said total must agree with the out-of-state travel amount indicated for FY 2023 on Form Mbr-1, line 1.A.2.b.

Employee's Name	Destination	Purpose	Travel Cost	Funding Source
SHOWS,TAMMYE MICHELLE	DC	Conf/Semnr/Wkshp	397	GF/Self
SIMMONS,VALERIE	WASHINGTON, DC	Conf/Semnr/Wkshp	815	GF/Self
SIMMONS,VALERIE	WASHINGTON, DC	Conf/Semnr/Wkshp	160	GF/Self
SIMMONS,VALERIE	WASHINGTON, DC	Conf/Semnr/Wkshp	365	GF/Self
SIMMONS,VALERIE	WASHINGTON, DC	Conf/Semnr/Wkshp	138	GF/Self
SIMMONS,VALERIE	WASHINGTON, DC	Conf/Semnr/Wkshp	625	GF/Self
SIMON,YOAN CEDRIC	NEW ORLEANS, LA	Business Meeting	161	GF/Self
SIMPSON,EDGAR	CHICAGO, IL	Business Meeting	585	GF/Self
SIMPSON,EDGAR	CHICAGO, IL	Business Meeting	161	GF/Self
SIMPSON,EDGAR	CHICAGO, IL	Business Meeting	375	GF/Self
SIMPSON,EDGAR	CHICAGO, IL	Business Meeting	156	GF/Self
SIMPSON,EDGAR	CHICAGO, IL	Business Meeting	764	GF/Self
SIMPSON,EDGAR	CHICAGO, IL	Business Meeting	160	GF/Self
SIMPSON,EDGAR	CHICAGO, IL	Business Meeting	598	GF/Self
SIMPSON,EDGAR	CHICAGO, IL	Business Meeting	227	GF/Self
SLAY,CLANCY	HILTON HEAD, SC	Conf/Semnr/Wkshp	28	GF/Self
SLAY,CLANCY	PTE - HILTON HEAD, SC	Conf/Semnr/Wkshp	378	GF/Self
SLAY,CLANCY	PTE - HILTON HEAD, SC	Conf/Semnr/Wkshp	250	GF/Self
SLIMAN,DAVID	DENVER, CO	Business Meeting	813	GF/Self
SLIMAN,DAVID	DENVER, CO	Business Meeting	140	GF/Self
SLIMAN,DAVID	DENVER, CO	Business Meeting	328	GF/Self
SLIMAN,DAVID	DENVER, CO	Conf/Semnr/Wkshp	158	GF/Self
SLIMAN,DAVID	ATLANTA, GA	Conf/Semnr/Wkshp	909	GF/Self
SLIMAN,DAVID	ATLANTA, GA	Conf/Semnr/Wkshp	118	GF/Self
SLIMAN,DAVID	ATLANTA, GA	Conf/Semnr/Wkshp	170	GF/Self
SLIMAN,DAVID	ATLANTA, GA	Conf/Semnr/Wkshp	142	GF/Self
SLIMAN,DAVID	FLOWOOD, MS	Conf/Semnr/Wkshp	242	GF/Self
SMITH,DALLAS DAKOTA	MONTGOMERY AL	Recruitment	650	GF/Self
SMITH,DALLAS DAKOTA	MONTGOMERY AL	Recruitment	92	GF/Self
SMITH,DALLAS DAKOTA	BROOKHAVEN, MS	Recruitment	120	GF/Self
SMITH,KIM	CHICAGO, IL	Conf/Semnr/Wkshp	280	GF/Self

**OUT-OF-STATE TRAVEL
FISCAL YEAR 2025**

University of Southern Mississippi (268-00)

Name of Agency

Note: All expenditures recorded on this form must be totaled and said total must agree with the out-of-state travel amount indicated for FY 2023 on Form Mbr-1, line 1.A.2.b.

Employee's Name	Destination	Purpose	Travel Cost	Funding Source
SMITH,KIM	CHICAGO, IL	Conf/Semnr/Wkshp	153	GF/Self
SMITH,KIM	CHICAGO, IL	Conf/Semnr/Wkshp	542	GF/Self
SMITH,KIM	CHICAGO, IL	Conf/Semnr/Wkshp	199	GF/Self
SONNIER,BLAISE	SAN DESTIN, FL	Conf/Semnr/Wkshp	954	GF/Self
SONNIER,BLAISE	SAN DESTIN, FL	Conf/Semnr/Wkshp	216	GF/Self
SONNIER,BLAISE	SAN DESTIN, FL	Conf/Semnr/Wkshp	109	GF/Self
SOUTULLO,LAUREN ASHLEE	GAINESVILLE, GA	Conf/Semnr/Wkshp	112	GF/Self
Stachowitz,Melanie Rebecca	FARGO, ND	Conf/Semnr/Wkshp	325	GF/Self
STEEDMAN,MAREK	ST. PETE BEACH, FL	Conf/Semnr/Wkshp	255	GF/Self
STEEDMAN,MAREK	ST. PETE BEACH, FL	Conf/Semnr/Wkshp	357	GF/Self
STEEDMAN,MAREK	ST PETE BEACH, FL	Conf/Semnr/Wkshp	388	GF/Self
STEELE,JENNIFER E	PITTSBURG, PA	Conf/Semnr/Wkshp	124	GF/Self
STEELE,JENNIFER E	PITTSBURG, PA	Conf/Semnr/Wkshp	(1,187)	GF/Self
STEELE,JENNIFER E	PITTSBURG, PA	Conf/Semnr/Wkshp	546	GF/Self
STEELE,JENNIFER E	PITTSBURG, PA	Conf/Semnr/Wkshp	517	GF/Self
STEELE,JENNIFER E	PITSBURG, PA	Conf/Semnr/Wkshp	76	GF/Self
STEELE,JENNIFER E	PITSBURG, PA	Conf/Semnr/Wkshp	135	GF/Self
STEELE,JENNIFER E	PITTSURGH, PA	Conf/Semnr/Wkshp	1,187	GF/Self
Stengrim,Laura	VIRGINIA TECH UNIVERSITY	Conf/Semnr/Wkshp	330	GF/Self
STENGRIM,LAURA ANN	NEW ORLEANS, LA	Conf/Semnr/Wkshp	466	GF/Self
STENGRIM,LAURA ANN	NEW ORLEANS, LA	Conf/Semnr/Wkshp	141	GF/Self
STENGRIM,LAURA ANN	NEW ORLEANS, LA	Conf/Semnr/Wkshp	185	GF/Self
STENGRIM,LAURA ANN	BLACKSBURG, VA	Conf/Semnr/Wkshp	445	GF/Self
STENGRIM,LAURA ANN	BLACKSBURG, VA	Conf/Semnr/Wkshp	90	GF/Self
STENGRIM,LAURA ANN	BLACKSBURG, VA	Conf/Semnr/Wkshp	521	GF/Self
STENGRIM,LAURA ANN	BLACKSBURG, VA	Conf/Semnr/Wkshp	10	GF/Self
STENGRIM,LAURA ANN	BLACKSBURG, VA	Conf/Semnr/Wkshp	308	GF/Self
STEPHENS,DONIELLE	OURSENSE, SPAIN	Conf/Semnr/Wkshp	2,656	GF/Self
Stephens,Erica Donielle	OURENSE, SPAIN	Conf/Semnr/Wkshp	300	GF/Self
Story,Jennifer Lachel	ORLANDO, FL	Conf/Semnr/Wkshp	500	GF/Self
Story,Jennifer Lachel	WASHINGTON, DC	Conf/Semnr/Wkshp	499	GF/Self

**OUT-OF-STATE TRAVEL
FISCAL YEAR 2025**

University of Southern Mississippi (268-00)

Name of Agency

Note: All expenditures recorded on this form must be totaled and said total must agree with the out-of-state travel amount indicated for FY 2023 on Form Mbr-1, line 1.A.2.b.

Employee's Name	Destination	Purpose	Travel Cost	Funding Source
Story,Jennifer Lachel	WASHINGTON, DC	Conf/Semnr/Wkshp	499	GF/Self
STORY,JENNIFER LACHEL	WASHINGTON, DC	Conf/Semnr/Wkshp	1,211	GF/Self
STORY,JENNIFER LACHEL	WASHINGTON, DC	Conf/Semnr/Wkshp	156	GF/Self
STORY,JENNIFER LACHEL	WASHINGTON, DC	Conf/Semnr/Wkshp	128	GF/Self
STORY,JENNIFER LACHEL	ORLANDO, FL	Conf/Semnr/Wkshp	960	GF/Self
STORY,JENNIFER LACHEL	ORLANDO, FL	Conf/Semnr/Wkshp	241	GF/Self
STORY,JENNIFER LACHEL	ORLANDO, FL	Conf/Semnr/Wkshp	315	GF/Self
STORY,JENNIFER LACHEL	ORLANDO, FL	Conf/Semnr/Wkshp	64	GF/Self
STORY,JENNIFER LACHEL	WASHINGTON, DC	Conf/Semnr/Wkshp	278	GF/Self
STORY,JENNIFER LACHEL	WASHINGTON, DC	Conf/Semnr/Wkshp	1,250	GF/Self
STORY,JENNIFER LACHEL	WASHINGTON, DC	Conf/Semnr/Wkshp	153	GF/Self
STORY,JENNIFER LACHEL	WASHINGTON, DC	Conf/Semnr/Wkshp	117	GF/Self
STORY,JENNIFER LACHEL	WASHINGTON, DC	Conf/Semnr/Wkshp	275	GF/Self
STRICKLIN,JOSH	SEATTLE WA	Conf/Semnr/Wkshp	1,951	GF/Self
STRICKLIN,JOSH	FY23/PTE-SEATTLE WA	Conf/Semnr/Wkshp	667	GF/Self
STRINGER,CORRIE	PTE/LAS VEGAS NV	Conf/Semnr/Wkshp	326	GF/Self
STRINGER,CORRIE	PTE/LAS VEGAS NV	Conf/Semnr/Wkshp	925	GF/Self
STRINGER,CORRIE	LAS VEGAS, NV	Conf/Semnr/Wkshp	1,370	GF/Self
STRINGER,CORRIE	LAS VEGAS, NV	Conf/Semnr/Wkshp	114	GF/Self
STRINGER,CORRIE	LAS VEGAS, NV	Conf/Semnr/Wkshp	139	GF/Self
STUART,LORRAINE A	PTE/ALBUQUERQUE, NM	Conf/Semnr/Wkshp	362	GF/Self
STUART,LORRAINE A	PTE/ALBUQUERQUE, NM	Conf/Semnr/Wkshp	200	GF/Self
STUART,LORRAINE A	ALBUQUERQUE, NM	Conf/Semnr/Wkshp	1,012	GF/Self
STUART,LORRAINE A	ALBUQUERQUE, NM	Conf/Semnr/Wkshp	148	GF/Self
STUART,LORRAINE A	ALBUQUERQUE, NM	Conf/Semnr/Wkshp	31	GF/Self
SUBEDI,DIPIN	CHICAGO, IL	Conf/Semnr/Wkshp	241	GF/Self
SUBEDI,DIPIN	CHICAGO, IL	Conf/Semnr/Wkshp	152	GF/Self
SUBEDI,DIPIN	CHICAGO, IL	Conf/Semnr/Wkshp	2	GF/Self
SUBEDI,DIPIN	CHICAGO, IL	Conf/Semnr/Wkshp	105	GF/Self
SUMNER,CHARLES	PTE/PORTLAND OR	Conf/Semnr/Wkshp	225	GF/Self
SUMNER,CHARLES	PTE/PORTLAND OR	Conf/Semnr/Wkshp	702	GF/Self
SUMNER,CHARLES	PORTLAND, OR	Conf/Semnr/Wkshp	522	GF/Self

**OUT-OF-STATE TRAVEL
FISCAL YEAR 2025**

University of Southern Mississippi (268-00)

Name of Agency

Note: All expenditures recorded on this form must be totaled and said total must agree with the out-of-state travel amount indicated for FY 2023 on Form Mbr-1, line 1.A.2.b.

Employee's Name	Destination	Purpose	Travel Cost	Funding Source
SWANN,ANNA	MONOE, LA	Business Meeting	477	GF/Self
SWANN,ANNA	MONOE, LA	Business Meeting	276	GF/Self
SWANN,ANNA	MONOE, LA	Business Meeting	240	GF/Self
TESH,TIMOTHY J	BRAINERD MN	Conf/Semnr/Wkshp	207	GF/Self
TESH,TIMOTHY J	BRAINERD MN	Conf/Semnr/Wkshp	150	GF/Self
TESH,TIMOTHY J	BRAINERD MN	Conf/Semnr/Wkshp	1,428	GF/Self
TESH,TIMOTHY J	BRAINERD MN	Conf/Semnr/Wkshp	347	GF/Self
TESH,TIMOTHY J	BRAINERD MN	Conf/Semnr/Wkshp	183	GF/Self
TETTEH,PRINCE SELORM KODZO	ST AUGUSTINE FL	Conf/Semnr/Wkshp	80	GF/Self
TETTEH,PRINCE SELORM KODZO	ST AUGUSTINE FL	Conf/Semnr/Wkshp	5	GF/Self
TETTEH,PRINCE SELORM KODZO	ST AUGUSTINE FL	Conf/Semnr/Wkshp	127	GF/Self
TETTEH,PRINCE SELORM KODZO	CHICAGO, IL	Conf/Semnr/Wkshp	181	GF/Self
TETTEH,PRINCE SELORM KODZO	CHICAGO, IL	Conf/Semnr/Wkshp	105	GF/Self
TETTEH,PRINCE SELORM KODZO	CHICAGO, IL	Conf/Semnr/Wkshp	2	GF/Self
THOMPSON,MELISSA	PTE/PITTSBURGH PA	Conf/Semnr/Wkshp	343	GF/Self
THOMPSON,MELISSA	PITTSBURGH PA	Conf/Semnr/Wkshp	655	GF/Self
THOMPSON,MELISSA	PITTSBURGH PA	Conf/Semnr/Wkshp	87	GF/Self
THOMPSON,MELISSA	PITTSBURGH PA	Conf/Semnr/Wkshp	40	GF/Self
THOMPSON,MELISSA	PITTSBURGH, PA	Conf/Semnr/Wkshp	40	GF/Self
THOMPSON,ROBERT A	NATIONAL HARBOR, MD	Conf/Semnr/Wkshp	435	GF/Self
THOMPSON,ROBERT A	NATIONAL HARBOR, MD	Conf/Semnr/Wkshp	150	GF/Self
THOMPSON,ROBERT A	NATIONAL HARBOR, MD	Conf/Semnr/Wkshp	415	GF/Self
THORSEN,TANNER	OTTAWA, CANADA	Conf/Semnr/Wkshp	774	GF/Self
THORSEN,TANNER	OTTAWA, CANADA	Conf/Semnr/Wkshp	767	GF/Self
THORSEN,TANNER	OTTAWA, CANADA	Conf/Semnr/Wkshp	1,459	GF/Self
TINNON,ELIZABETH	CHICAGO, IL	Conf/Semnr/Wkshp	1,059	GF/Self
TINNON,ELIZABETH	CHICAGO, IL	Conf/Semnr/Wkshp	232	GF/Self
TINNON,ELIZABETH	CHICAGO, IL	Conf/Semnr/Wkshp	185	GF/Self
Tinnon,Elizabeth Ann	CHICAGO, IL	Conf/Semnr/Wkshp	1,068	GF/Self
Tinnon,Elizabeth Ann	HOUSTON, TX	Conf/Semnr/Wkshp	799	GF/Self

**OUT-OF-STATE TRAVEL
FISCAL YEAR 2025**

University of Southern Mississippi (268-00)

Name of Agency

Note: All expenditures recorded on this form must be totaled and said total must agree with the out-of-state travel amount indicated for FY 2023 on Form Mbr-1, line 1.A.2.b.

Employee's Name	Destination	Purpose	Travel Cost	Funding Source
TONTZ,PAUL	BOSTON, MA	Conf/Semnr/Wkshp	575	GF/Self
TORRES,JENNIFER A	BIRMINGHAM, AL	Conf/Semnr/Wkshp	750	GF/Self
TRIBUNELLA,ERIC	BELLEVUE, WA	Conf/Semnr/Wkshp	817	GF/Self
TRIBUNELLA,ERIC	BELLEVUE, WA	Conf/Semnr/Wkshp	15	GF/Self
TRIBUNELLA,ERIC	BELLEVUE, WA	Conf/Semnr/Wkshp	666	GF/Self
TRIBUNELLA,ERIC	BELLEVUE, WA	Conf/Semnr/Wkshp	78	GF/Self
TUCKER,CLAY S	BATON ROUGE, LA	Presentation	120	GF/Self
UNSON,SOPHIE	NEW ORLEANS, LA	Conf/Semnr/Wkshp	310	GF/Self
UNSON,SOPHIE	NEW ORLEANS, LA	Conf/Semnr/Wkshp	60	GF/Self
UNSON,SOPHIE	NEW ORLEANS, LA	Conf/Semnr/Wkshp	250	GF/Self
VALINT,ALEXANDRA	KNOXVILLE, TN	Conf/Semnr/Wkshp	467	GF/Self
VALINT,ALEXANDRA	KNOXVILLE, TN	Conf/Semnr/Wkshp	631	GF/Self
VALINT,ALEXANDRA	KNOXVILLE, TN	Conf/Semnr/Wkshp	33	GF/Self
VALINT,ALEXANDRA	KNOXVILLE, TN	Conf/Semnr/Wkshp	29	GF/Self
VARNADO, KRYSTYNA	LAS VEGAS, NV	Conf/Semnr/Wkshp	278	GF/Self
VARNADO, KRYSTYNA	LAS VEGAS, NV	Conf/Semnr/Wkshp	758	GF/Self
VARNADO, KRYSTYNA	LAS VEGAS, NV	Conf/Semnr/Wkshp	30	GF/Self
VAZQUEZ-SILVA,MARLEN	FAIRHOPE, AL	Conf/Semnr/Wkshp	665	GF/Self
VAZQUEZ-SILVA,MARLEN	DENHAM SPRINGS LA	Conf/Semnr/Wkshp	177	GF/Self
VEIGA,MARGARIDA	HATTIESBURG, MS	Other	424	GF/Self
Ventura,Caterina I	BALTIMORE, MARYLAND	Conf/Semnr/Wkshp	195	GF/Self
VERA,MICHAEL	MEMPHIS, TN	Business Meeting	578	GF/Self
VERA,MICHAEL	MEMPHIS, TN	Business Meeting	240	GF/Self
VERA,MICHAEL	MEMPHIS, TN	Business Meeting	65	GF/Self
WALLS,VALENCIA	NEW ORLEANS LA	Conf/Semnr/Wkshp	146	GF/Self
WALSH,AMANDA	BIRMINGHAM, AL	Research and Teaching	168	GF/Self
WALTER,CHARLES	HUNTSVILLE, AL	Conf/Semnr/Wkshp	451	GF/Self
WALTER,CHARLES	HUNTSVILLE, AL	Conf/Semnr/Wkshp	216	GF/Self
WANG,WEI	NEW ORLEANS, LA	Conf/Semnr/Wkshp	296	GF/Self
WANG,WEI	NEW ORLEANS, LA	Conf/Semnr/Wkshp	46	GF/Self
WANG,WEI	NEW ORLEANS, LA	Conf/Semnr/Wkshp	465	GF/Self
WANG,WEI	CHARLOTTE, NC	Conf/Semnr/Wkshp	733	GF/Self

**OUT-OF-STATE TRAVEL
FISCAL YEAR 2025**

University of Southern Mississippi (268-00)

Name of Agency

Note: All expenditures recorded on this form must be totaled and said total must agree with the out-of-state travel amount indicated for FY 2023 on Form Mbr-1, line 1.A.2.b.

Employee's Name	Destination	Purpose	Travel Cost	Funding Source
WANG,WEI	CHARLOTTE, NC	Conf/Semnr/Wkshp	400	GF/Self
WARD,JACQUELINE	PORTLAND, OR	Conf/Semnr/Wkshp	291	GF/Self
WARD,JACQUELINE	PORTLAND, OR	Conf/Semnr/Wkshp	827	GF/Self
WARD,JACQUELINE	PORTLAND, OR	Conf/Semnr/Wkshp	1,457	GF/Self
WARD,JACQUELINE	PORTLAND, OR	Conf/Semnr/Wkshp	85	GF/Self
WARD,MATTHEW	WASHINGTON, DC	Business Meeting	75	GF/Self
WARD,MATTHEW	WASHINGTON, DC	Conf/Semnr/Wkshp	383	GF/Self
WARD,MATTHEW	MYRTLE BEACH, SC	Conf/Semnr/Wkshp	94	GF/Self
WARD,MATTHEW	WASHINGTON, DC	Conf/Semnr/Wkshp	298	GF/Self
WARD,MATTHEW	WASHINGTON, DC	Conf/Semnr/Wkshp	150	GF/Self
WASHAM,GENEAL	NEW ORLEANS LA	Conf/Semnr/Wkshp	146	GF/Self
WEATHERS, KAYLA PURVIS	MOBILE AL	Recruitment	336	GF/Self
WEATHERS, KAYLA PURVIS	BIRMINGHAM, AL	Recruitment	190	GF/Self
WEBB,AUTUMN	WEST LAFAYETTE IN	Conf/Semnr/Wkshp	705	GF/Self
WEINBERG,JOSEPH JAMES	ATLANTA, GA	Conf/Semnr/Wkshp	35	GF/Self
WEINBERG,JOSEPH JAMES	ATLANTA, GA	Conf/Semnr/Wkshp	526	GF/Self
WEINBERG,JOSEPH JAMES	ATLANTA, GA	Conf/Semnr/Wkshp	408	GF/Self
WEINBERG,JOSEPH JAMES	MIRAMAR BEACH, FL	Conf/Semnr/Wkshp	597	GF/Self
WEINBERG,JOSEPH JAMES	MIRAMAR BEACH, FL	Conf/Semnr/Wkshp	308	GF/Self
WEIR,KYNDALL M	PORTLAND, OR	Conf/Semnr/Wkshp	286	GF/Self
WEIR,KYNDALL M	PORTLAND, OR	Conf/Semnr/Wkshp	115	GF/Self
WEIR,KYNDALL M	PORTLAND, OR	Conf/Semnr/Wkshp	739	GF/Self
WEIR,KYNDALL M	PORTLAND, OR	Conf/Semnr/Wkshp	90	GF/Self
WICKERSHAM,NICK	PTE/FARGO, ND	Conf/Semnr/Wkshp	608	GF/Self
WILLIAMS,BRANDON	PORTLAND, OR	Conf/Semnr/Wkshp	1,468	GF/Self
WILLIAMS,BRANDON	PORTLAND, OR	Conf/Semnr/Wkshp	85	GF/Self
WILLIAMS,BRANDON	PORTLAND, OR	Conf/Semnr/Wkshp	828	GF/Self
WILLIAMS,BRANDON	PORTLAND, OR	Conf/Semnr/Wkshp	283	GF/Self
WILLIAMSON,DAVID W	ST. LOUIS, MO	Conf/Semnr/Wkshp	934	GF/Self
WILLIAMSON,DAVID W	ST. LOUIS, MO	Conf/Semnr/Wkshp	241	GF/Self
WILLIAMSON,DAVID W	ST. LOUIS, MO	Conf/Semnr/Wkshp	2	GF/Self

**OUT-OF-STATE TRAVEL
FISCAL YEAR 2025**

University of Southern Mississippi (268-00)

Name of Agency

Note: All expenditures recorded on this form must be totaled and said total must agree with the out-of-state travel amount indicated for FY 2023 on Form Mbr-1, line 1.A.2.b.

Employee's Name	Destination	Purpose	Travel Cost	Funding Source
Williamson,David Wayne	ST. LOUIS, MISSOURI	Conf/Semnr/Wkshp	1,100	GF/Self
Williamson,David Wayne	ST. LOUIS, MISSOURI	Conf/Semnr/Wkshp	1,100	GF/Self
Williamson,David Wayne	SAN DIEGO, CA	Conf/Semnr/Wkshp	1,298	GF/Self
WILSON,CARA	CHICAGO, IL	Conf/Semnr/Wkshp	500	GF/Self
WILSON,LATOUSHIA	NEW ORLEANS LA	Business Meeting	271	GF/Self
WILSON,LATOUSHIA	NEW ORLEANS LA	Business Meeting	144	GF/Self
WILSON,LATOUSHIA	BIRMINGHAM AL	Business Meeting	306	GF/Self
WILSON,LATOUSHIA	BIRMINGHAM AL	Business Meeting	473	GF/Self
WILSON,LATOUSHIA	HOUSTON TX	Observation	149	GF/Self
WILSON,LATOUSHIA	HOUSTON TX	Observation	118	GF/Self
WILSON,LATOUSHIA	HOUSTON TX	Observation	89	GF/Self
WOOD,SHANE ALDEN	CHICAGO, IL	Conf/Semnr/Wkshp	72	GF/Self
WOOD,SHANE ALDEN	CHICAGO, IL	Conf/Semnr/Wkshp	995	GF/Self
WOOD,SHANE ALDEN	CHICAGO, IL	Conf/Semnr/Wkshp	133	GF/Self
WOOD,SHANE ALDEN	CHICAGO, IL	Conf/Semnr/Wkshp	388	GF/Self
WOOLLY,KIM	BOULDER CO	Conf/Semnr/Wkshp	395	GF/Self
WOOLLY,KIM	BOULDER CO	Conf/Semnr/Wkshp	565	GF/Self
WOOLLY,KIM	BOULDER CO	Conf/Semnr/Wkshp	235	GF/Self
WOOLLY,KIM	BOULDER CO	Conf/Semnr/Wkshp	23	GF/Self
WOOLLY,KIM	BOULDER CO	Conf/Semnr/Wkshp	744	GF/Self
WOOTON,JOHN A	MADRID, SPAIN	Research and Teaching	2,150	GF/Self
WOOTON,JOHN A	MADRID, SPAIN	Research and Teaching	332	GF/Self
WRIGHT,SARAH DALEY	PITTSBURG PA	Conf/Semnr/Wkshp	500	GF/Self
WRIGHT,SARAH DALEY	TROY, AL	Conf/Semnr/Wkshp	215	GF/Self
XUE,FEI	NEW ORLEANS, LA	Conf/Semnr/Wkshp	139	GF/Self
XUE,FEI	NEW ORLEANS, LA	Conf/Semnr/Wkshp	500	GF/Self
XUE,FEI	NEW ORLEANS, LA	Conf/Semnr/Wkshp	27	GF/Self
YEE,DONALD	DETROIT, MI	Research and Teaching	208	GF/Self
YEE,DONALD	DETROIT, MI	Research and Teaching	1,179	GF/Self
YOUNG,SHARON	SEATTLE, WA	Conf/Semnr/Wkshp	529	GF/Self
YOUNG,SHARON	SEATTLE, WA	Conf/Semnr/Wkshp	154	GF/Self
YOUNG,SHARON	SEATTLE, WA	Conf/Semnr/Wkshp	115	GF/Self

**OUT-OF-STATE TRAVEL
FISCAL YEAR 2025**

University of Southern Mississippi (268-00)

Name of Agency

Note: All expenditures recorded on this form must be totaled and said total must agree with the out-of-state travel amount indicated for FY 2023 on Form Mbr-1, line 1.A.2.b.

Employee's Name	Destination	Purpose	Travel Cost	Funding Source
YOUNG,SHARON	PALM SPRINGS, CA	Conf/Semnr/Wkshp	948	GF/Self
YOUNG,SHARON	PALM SPRINGS, CA	Conf/Semnr/Wkshp	161	GF/Self
YOUNG,SHARON	PALM SPRINGS, CA	Conf/Semnr/Wkshp	593	GF/Self
YOUNG,SHARON	PALM SPRINGS, CA	Conf/Semnr/Wkshp	60	GF/Self
YOUNG,SHARON	PALM SPRINGS, CA	Conf/Semnr/Wkshp	500	GF/Self
ZELNER,TISHA	NO, LA	Conf/Semnr/Wkshp	579	GF/Self
ZELNER,TISHA	NO, LA	Conf/Semnr/Wkshp	148	GF/Self
ZELNER,TISHA	NO, LA	Conf/Semnr/Wkshp	80	GF/Self
ZIEGLER,MELISSA	ORLANDO, FL	Conf/Semnr/Wkshp	1,001	GF/Self
ZIEGLER,MELISSA	ORLANDO, FL	Conf/Semnr/Wkshp	744	GF/Self
Total Out of State Cost			\$ 560,252	

FEES, PROFESSIONAL AND OTHER SERVICES

University of Southern Mississippi (268-00)

Name of Agency _____

TYPE OF FEE AND NAME OF VENDOR	Retired w/ PERS	(1) Actual Expenses FY Ending June 30, 2023	(2) Estimated Expenses FY Ending June 30, 2024	(3) Requested Expenses FY Ending June 30, 2025	Fund Source
605700 IB Cont Svc Prof					
USM/Internal transfers					
<i>Comp. Rate: 102390 per year</i>		102,390	102,390	102,390	GF/Tuition
Total 605700 IB Cont Svc Prof		102,390	102,390	102,390	
605730 Auditing Fees					
FORVIS LLP/NCAA PROCEDURES YR-END 6-30-23					
<i>Comp. Rate: 28000 per year</i>		28,765	28,765	28,765	GF/Tuition
MS INSTITUTIONS OF HIGHER LEARNING/AUDIT					
<i>Comp. Rate: 117000 per year</i>		117,960	117,960	117,960	GF/Tuition
Total 605730 Auditing Fees		146,725	146,725	146,725	
605740 Medical					
USM/Internal transfers					
<i>Comp. Rate: 1080 per transfer</i>		1,080	1,080	1,080	GF/Tuition
Total 605740 Medical		1,080	1,080	1,080	
605750 Instructional Services					
CAPTION IT INC/Captioning for hearing impaire					
<i>Comp. Rate: 5875 per job</i>		29,375	29,375	29,375	GF/Tuition
DE L EPEE DEAF CENTER INC/IRS standard mileage at 62.5 p					
<i>Comp. Rate: 400 per job</i>		3,962	3,962	3,962	GF/Tuition
POSEY,LISA CAROL/Lectures provided to USM Nurse					
<i>Comp. Rate: 1600 per job</i>		1,600	1,600	1,600	GF/Tuition
REGIONS BANK/561415 - IN *REALTIME TRANSCRI					
<i>Comp. Rate: 1800 per invoice</i>		41,496	41,496	41,496	GF/Tuition
WRIGHT,FLORENCE MASEDA/ACLS, BLS, PALS instruction fo					
<i>Comp. Rate: 1800 per job</i>		1,800	1,800	1,800	GF/Tuition
Total 605750 Instructional Services		78,233	78,233	78,233	
605760 Legal Fees					
BRYAN,NELSON,SCHROEDER,/LEGAL FEES- LUMCON					
<i>Comp. Rate: 180 per fee</i>		566	566	566	GF/Tuition
BUTLER SNOW OMARA STEVENS & CANNADA					
<i>Comp. Rate: 7450 per fee</i>		82,422	82,422	82,422	GF/Tuition
MAYO MALLETTE PLLC/LEGAL FEES-GENERAL /					
<i>Comp. Rate: 3950 per fee</i>		39,829	39,829	39,829	GF/Tuition
MS INSTITUTIONS OF HIGHER LEARNING/FY23 LEGAL					
<i>Comp. Rate: 46200 per fee</i>		46,298	46,298	46,298	GF/Tuition
REGIONS BANK/990417 - US PATENT TRADEMARK					
<i>Comp. Rate: 700 per fee</i>		2,232	2,232	2,232	GF/Tuition
RICHARD & THOMAS PLLC/CLOSING COST 209					
<i>Comp. Rate: 1000 per fee</i>		1,932	1,932	1,932	GF/Tuition
Total 605760 Legal Fees		173,279	173,279	173,279	

FEES, PROFESSIONAL AND OTHER SERVICES

University of Southern Mississippi (268-00)

Name of Agency _____

TYPE OF FEE AND NAME OF VENDOR	Retired w/ PERS	(1) Actual Expenses FY Ending June 30, 2023	(2) Estimated Expenses FY Ending June 30, 2024	(3) Requested Expenses FY Ending June 30, 2025	Fund Source
605770 Laboratory And Testing Fees					
USM/Internal transfers					
Comp. Rate: 27 per transfer		27	27	27	GF/Tuition
Total 605770 Laboratory And Testing Fees		27	27	27	
605780 Consultant Expense Reimburse					
ALAWINE,MARISA/REIMBURSEMENT					
Comp. Rate: 108 per job		108	108	108	GF/Tuition
BROOME,JOHNATHAN HUGH/REIMBURSEMENT					
Comp. Rate: 60 per job		123	123	123	GF/Tuition
BRYANTSEV,ANTON/REIMBURSEMENT					
Comp. Rate: 480 per job		483	483	483	GF/Tuition
BUTLER SNOW OMARA STEVENS & CANNADA					
Comp. Rate: 2300 per service		20,719	20,719	20,719	GF/Tuition
CARLSON,JOHN/REIMBURSEMENT					
Comp. Rate: 320 per job		321	321	321	GF/Tuition
COURTYARD BY MARRIOTT HATTIESBURG/LODGING-					
Comp. Rate: 150 per invoice		303	303	303	GF/Tuition
DHAKAL,SHAIENDRA/REIMBURSEMENT					
Comp. Rate: 160 per job		164	164	164	GF/Tuition
EDUCATIONDYNAMICS LLC/Enrollment Consulting Services					
Comp. Rate: 2300 per service		13,800	13,800	13,800	GF/Tuition
HOLEHOUSE,ALEXANDER/REIMBURSEMENT					
Comp. Rate: 720 per job		734	734	734	GF/Tuition
HOTEL INDIGO HATTIESBURG/Lodging-J Olafsen 10/13/22					
Comp. Rate: 150 per invoice		1,072	1,072	1,072	GF/Tuition
INGLE,WILLIAM KYLE/REIMBURSEMENT					
Comp. Rate: 110 per job		111	111	111	GF/Tuition
KREIS,NICHOLAS/REIMBURSEMENT					
Comp. Rate: 80 per job		82	82	82	GF/Tuition
LAMASON,REBECCA/REIMBURSEMENT					
Comp. Rate: 500 per job		503	503	503	GF/Tuition
LAZENBY,ROBERT A/REIMBURSEMENT					
Comp. Rate: 450 per job		453	453	453	GF/Tuition
MA,BORAN/REIMBURSEMENT					
Comp. Rate: 30 per job		33	33	33	GF/Tuition
MASTERSON,TINA/REIMBURSEMENT					
Comp. Rate: 60 per job		128	128	128	GF/Tuition
MAYO MALLETT PLLC/LEGAL FEES-GENERAL /					
Comp. Rate: 420 per fee		2,575	2,575	2,575	GF/Tuition
MOREAU,CORRIE SAUX/REIMBURSEMENT					
Comp. Rate: 450 per job		2,575	2,575	2,575	GF/Tuition
OLAFSEN,JEFF/REIMBURSEMENT					
Comp. Rate: 330 per job		664	664	664	GF/Tuition
PIGZA,JULIE/REIMBURSEMENT					
Comp. Rate: 18 per job		56	56	56	GF/Tuition

FEES, PROFESSIONAL AND OTHER SERVICES

University of Southern Mississippi (268-00)

Name of Agency

TYPE OF FEE AND NAME OF VENDOR	Retired w/ PERS	(1) Actual Expenses FY Ending June 30, 2023	(2) Estimated Expenses FY Ending June 30, 2024	(3) Requested Expenses FY Ending June 30, 2025	Fund Source
PRO TRAVEL INC/Airfare for William Kyle Ingle <i>Comp. Rate: 700 per invoice</i>		742	742	742	GF/Tuition
SAITTA,ERIN/REIMBURSEMENT <i>Comp. Rate: 600 per job</i>		646	646	646	GF/Tuition
SCHULTE,WILLIAM/REIMBURSEMENT <i>Comp. Rate: 600 per job</i>		664	664	664	GF/Tuition
SYKES JR,WILLIAM R/CONSULTANT FEE - ST MEDIA CNTR <i>Comp. Rate: 3000 per fee</i>		3,000	3,000	3,000	GF/Tuition
TITUS,ALAN/REIMBURSEMENT <i>Comp. Rate: 450 per job</i>		489	489	489	GF/Tuition
USM/transfers within dept <i>Comp. Rate: -6360 yearly transfer</i>		(6,360)	(6,360)	(6,360)	GF/Tuition
VAN HORN,BROOKE A/REIMBURSEMENT <i>Comp. Rate: 300 per job</i>		346	346	346	GF/Tuition
WALLACE,KARL/REIMBURSEMENT <i>Comp. Rate: 60 per job</i>		62	62	62	GF/Tuition
WISE CARTER CHILD & CARAWAY/LEGAL FEES <i>Comp. Rate: 100 per fee</i>		105	105	105	GF/Tuition
YOUNADAM,NAHRAIN SENHARIB BET/REIMBURSEMENT <i>Comp. Rate: 400 per job</i>		418	418	418	GF/Tuition
Total 605780 Consultant Expense Reimburse		45,119	45,119	45,119	
605790 Other Professional Fees And Svc					
ADCOCK POOL SPA & BILLIARDS/MONTHLY BALANCING <i>Comp. Rate: 200 per month</i>		8,156	8,156	8,156	GF/Tuition
ADT COMMERCIAL LLC/STANDING ORDER FOR THE <i>Comp. Rate: 21759 per year</i>		21,759	21,759	21,759	GF/Tuition
AIR CONDITIONING PARTS & EQUIPMENT OF/FAN <i>Comp. Rate: 5585 per fan assembly</i>		5,940	5,940	5,940	GF/Tuition
AL MS SOCIAL WORK EDUCATION CONFERENCE/One Field <i>Comp. Rate: 20 per job</i>		39	39	39	GF/Tuition
ALLEN ENGINEERING AND SCIENCE INC/STANDING <i>Comp. Rate: 4600 per job</i>		60,511	60,511	60,511	GF/Tuition
ANDERSON RETAIL INC/KINETEX/VCT: MATERIALS & <i>Comp. Rate: 5100 per job</i>		226,331	226,331	226,331	GF/Tuition
ASL MARKETING INC/Unlimited Use - College Bound <i>Comp. Rate: 1000 per job</i>		6,135	6,135	6,135	GF/Tuition
B CLEAN LLC/STANDING ORDER FOR THE PERIOD <i>Comp. Rate: 1200 per cleaning</i>		1,233	1,233	1,233	GF/Tuition
BAS,AYSE BANU ELMADAG/REIMBURSEMENT <i>Comp. Rate: 300 per job</i>		333	333	333	GF/Tuition
BONDED FILTER CO LLC/STANDING ORDER FOR THE <i>Comp. Rate: 320 per job</i>		118,795	118,795	118,795	GF/Tuition
BUCKHAULTS ELECTRIC SERVICE/STANDING ORDER FOR <i>Comp. Rate: 8400 per job</i>		169,277	169,277	169,277	GF/Tuition
BW SULLIVAN BUILDING CONTRACTOR INC/STANDING					

FEES, PROFESSIONAL AND OTHER SERVICES

University of Southern Mississippi (268-00)

Name of Agency					
TYPE OF FEE AND NAME OF VENDOR	Retired w/ PERS	(1) Actual Expenses FY Ending June 30, 2023	(2) Estimated Expenses FY Ending June 30, 2024	(3) Requested Expenses FY Ending June 30, 2025	Fund Source
<i>Comp. Rate: 100 per invoice</i> BY EXPERIENCE INC/THE BOOK OF DUST		50,726	50,726	50,726	GF/Tuition
<i>Comp. Rate: 250 per invoice</i> CASTILLO,ATON/PERFORMANCE- JAZZ LAB BAND		98	98	98	GF/Tuition
<i>Comp. Rate: 2800 per job</i> CHEM AQUA INC/STANDING ORDER FOR THE PERIOD		250	250	250	GF/Tuition
<i>Comp. Rate: 12800 per service</i> CLEAN AIR SERVICES INC/STANDING ORDER FOR THE		190,073	190,073	190,073	GF/Tuition
<i>Comp. Rate: 6900 per service</i> COMPSYCH CORPORATION/Guidance Resources for Service		12,800	12,800	12,800	GF/Tuition
<i>Comp. Rate: 210 per invoice</i> COURTYARD BY MARRIOTT HATTIESBURG/Lodging-Robert		27,679	27,679	27,679	GF/Tuition
<i>Comp. Rate: 500 per invoice</i> CURTIS,PETER ANDREW/Performance and masterclass fo		426	426	426	GF/Tuition
<i>Comp. Rate:</i> DOLEAC ELECTRIC COMPANY INC/STANDING ORDER FOR		500	500	500	GF/Tuition
<i>Comp. Rate: 1300 per job</i> DOWNTOWN HATTIESBURG ASSOCIATION/Faculty/Staff		3,916	3,916	3,916	GF/Tuition
<i>Comp. Rate: 2000 per invoice</i> E DANIELS LLC/STANDING ORDER FOR THE PERIOD		2,000	2,000	2,000	GF/Tuition
<i>Comp. Rate: 1000 per job</i> EDWARDS, DEIDRE/JUDGE- MISS USM 2022		38,192	38,192	38,192	GF/Tuition
<i>Comp. Rate: 200 per job</i> ENCOURA LLC/Prospect (Platform Add-On)		200	200	200	GF/Tuition
<i>Comp. Rate: 1200 per job</i> ENVIRONMENTAL PUMPING & DRAIN		1,215	1,215	1,215	GF/Tuition
<i>Comp. Rate: 450 per service</i> EVANS,JAMES O/REIMBURSEMENT		1,450	1,450	1,450	GF/Tuition
<i>Comp. Rate: 750 per service</i> EXPRESS EMPLOYMENT PROFESSIONALS/STANDING		745	745	745	GF/Tuition
<i>Comp. Rate: 850 bimonthly</i> EXTREME PRO WASH LLC/STANDING ORDER FOR THE		5,289	5,289	5,289	GF/Tuition
<i>Comp. Rate: 5700 per wash</i> FITCH RATINGS INC/RELATIONSHIP FEE - 6/22 -5/23		17,157	17,157	17,157	GF/Tuition
<i>Comp. Rate: 5000 per fee</i> GARDNER,JEFFREY DANA/CLINIC/MASTERCLASS FOR		10,000	10,000	10,000	GF/Tuition
<i>Comp. Rate: 750 per invoice</i> GCB COATINGS LLC/STANDING ORDER FOR THE PERIOD		750	750	750	GF/Tuition
<i>Comp. Rate: 450 per job</i> GEDDIE TREE SERVICE LLC/STANDING ORDER FOR THE		1,800	1,800	1,800	GF/Tuition
<i>Comp. Rate: 1500 per month</i> GET INCLUSIVE INC (SEE SUPPLIER #67732)/SITE LICENSE		18,150	18,150	18,150	GF/Tuition
<i>Comp. Rate: 21250 per invoice</i> GILLET,HELEN/MUSICAL PERFORMANCE		21,250	21,250	21,250	GF/Tuition
<i>Comp. Rate: 500 per job</i> GREERS WATERPROOFING SERVICE LLC/STANDING		500	500	500	GF/Tuition

FEES, PROFESSIONAL AND OTHER SERVICES

University of Southern Mississippi (268-00)

Name of Agency					
TYPE OF FEE AND NAME OF VENDOR	Retired w/ PERS	(1) Actual Expenses FY Ending June 30, 2023	(2) Estimated Expenses FY Ending June 30, 2024	(3) Requested Expenses FY Ending June 30, 2025	Fund Source
<i>Comp. Rate: 2600 per job</i> GROVERS PAINTING INC/STANDING ORDER FOR THE		5,300	5,300	5,300	GF/Tuition
<i>Comp. Rate: 9200 per month</i> GUILLEN, ROBYN WHITE/SPRING 2023 HONORS THESES		110,671	110,671	110,671	GF/Tuition
<i>Comp. Rate: 50 per job</i> HARRIS,RAVEN D/Consulting Services-hair/makeu		50	50	50	GF/Tuition
<i>Comp. Rate: 500 per job</i> HARRISON,KRISTINA/REIMBURSEMENT		500	500	500	GF/Tuition
<i>Comp. Rate: 180 per invoice</i> HATTIESBURG CLINIC/ADHD CONF- SILVER SPONSOR		560	560	560	GF/Tuition
<i>Comp. Rate: 1500 per invoice</i> HEADRICK SIGNS AND GRAPHICS INC/REPAIR LIGHT		1,500	1,500	1,500	GF/Tuition
<i>Comp. Rate: 670 per job</i> HOLIFIELD PEST MANAGEMENT INC/PROVIDE MONTHLY		1,363	1,363	1,363	GF/Tuition
<i>Comp. Rate: 1750 per month</i> HOTEL INDIGO HATTIESBURG/LODGING/ANN DILS F11/15-		21,398	21,398	21,398	GF/Tuition
<i>Comp. Rate: 350 per invoice</i> IAEC CONSULTANTS PRIVATE LIMITED/COMM 7-INTERN'L		1,072	1,072	1,072	GF/Tuition
<i>Comp. Rate: 10500 per invoice</i> IDN-ACME INC/JOHNSON SCIENCE TOWER KEYPAD L		10,500	10,500	10,500	GF/Tuition
<i>Comp. Rate: 12400 per service</i> IMAGE SIGNS AND NEON INC/Standing P.O. 7008746		24,865	24,865	24,865	GF/Tuition
<i>Comp. Rate: 350 per job</i> INDEPENDENT ELEVATOR INSPECTIONS LLC/STANDING		1,085	1,085	1,085	GF/Tuition
<i>Comp. Rate: 1800 per invoice</i> ITAWAMBA COMMUNITY COLLEGE/Conference Registration		11,255	11,255	11,255	GF/Tuition
<i>Comp. Rate: 175 per fee</i> JACKSON,RACHEL/REIMBURSEMENT		175	175	175	GF/Tuition
<i>Comp. Rate: 650 per job</i> JANI-KING OF SOUTHEAST MISSISSIPPI/STRIP ALL		662	662	662	GF/Tuition
<i>Comp. Rate: 2400 per month</i> JCK ELECTRICAL LLC/STANDING ORDER FOR THE PERIOD		3,560	3,560	3,560	GF/Tuition
<i>Comp. Rate: 100 per job</i> JOHNSON , SARA L/SPRING 2023 HONORS THESES		28,845	28,845	28,845	GF/Tuition
<i>Comp. Rate: 3100 per job</i> JOHNSON CONTROLS FIRE PROTECTION LP/STANDING		100	100	100	GF/Tuition
<i>Comp. Rate: 850 per invoice</i> JORDAN BROTHERS PLUMBING INC/STANDING ORDER		9,509	9,509	9,509	GF/Tuition
<i>Comp. Rate: 200 per job</i> JORDAN,JUSTIN P/2022 SPRING COMMENCEMENT		4,446	4,446	4,446	GF/Tuition
<i>Comp. Rate: 2500 per job</i> JUNKIN,JERRY FREDERICK/Guest Clinician Fee		200	200	200	GF/Tuition
<i>Comp. Rate: 75 per job</i> KENNEY,CAMERON/SPRING 2023 HONORS THESES		2,500	2,500	2,500	GF/Tuition
<i>Comp. Rate: 300 per invoice</i> KINO LORBER INCORPORATED/SCREENING RIGHTS- CAT		75	75	75	GF/Tuition

FEES, PROFESSIONAL AND OTHER SERVICES

University of Southern Mississippi (268-00)

Name of Agency					
TYPE OF FEE AND NAME OF VENDOR	Retired w/ PERS	(1) Actual Expenses FY Ending June 30, 2023	(2) Estimated Expenses FY Ending June 30, 2024	(3) Requested Expenses FY Ending June 30, 2025	Fund Source
<i>Comp. Rate: 27 per job</i> KITSOPOULOS,THEOFANIS/REIMBURSEMENT		300	300	300	GF/Tuition
<i>Comp. Rate: 4300 per month</i> LEE,SAMUEL A/STANDING ORDER FOR THE PERIOD		27	27	27	GF/Tuition
<i>Comp. Rate: 200 per invoice</i> LOTT II,SIMON JESSE/PERFORMANCE- EARS PROGRAM		52,351	52,351	52,351	GF/Tuition
<i>Comp. Rate: 370 per session</i> LYNN EVANS PIANO SERVICE/Paying Lynn Evans for Piano Tu		416	416	416	GF/Tuition
<i>Comp. Rate: 100 per invoice</i> MACKEY,MARY ALICE/SPRING 2023 HONORS THESES		370	370	370	GF/Tuition
<i>Comp. Rate: 100 per invoice</i> MAINSACE OFFICE SOLUTIONS LLC/Installation of blinds		100	100	100	GF/Tuition
<i>Comp. Rate: 1300 per invoice</i> MALONE ROOFING SERVICES LLC/STANDING ORDER FOR		2,637	2,637	2,637	GF/Tuition
<i>Comp. Rate: 330 per order</i> MARTIN,LONNIE/STANDING ORDER FOR THE PERIOD		330	330	330	GF/Tuition
<i>Comp. Rate: 2900 per month</i> MAVRODI,DMITRI/REIMBURSEMENT		35,880	35,880	35,880	GF/Tuition
<i>Comp. Rate: 3 per fee</i> MAXIENT LLC/Maxient's Conduct Manager Soft		4	4	4	GF/Tuition
<i>Comp. Rate: 10000 per invoice</i> MBA,SHELDON/MUSICAL THEATRE AUDITION		10,000	10,000	10,000	GF/Tuition
<i>Comp. Rate: 150 per fee</i> MCGILL DIESEL INC/ABS MODULE		150	150	150	GF/Tuition
<i>Comp. Rate: 2500 per invoice</i> MCLELLAND,MELINDA/REIMBURSEMENT		10,310	10,310	10,310	GF/Tuition
<i>Comp. Rate: 100 per invoice</i> MENG,CHAO/REIMBURSEMENT		119	119	119	GF/Tuition
<i>Comp. Rate: 520 per invoice</i> METRO MECHANICAL INC/STANDING ORDER FOR THE		520	520	520	GF/Tuition
<i>Comp. Rate: 5123 per invoice</i> MID SOUTH GLASS INC/STANDING ORDER FOR THE		5,123	5,123	5,123	GF/Tuition
<i>Comp. Rate: 230 bimonthly</i> MIGHTY FINE ENTERTAINMENT LLC/CONSULTANT FEE -		1,393	1,393	1,393	GF/Tuition
<i>Comp. Rate: 500 per fee</i> MISSISSIPPI 811 INC/2023 BILLING BASED ON ACTUAL U		500	500	500	GF/Tuition
<i>Comp. Rate: 400 per bill</i> MODERN CAMPUS/Per the attached Order Form da		874	874	874	GF/Tuition
<i>Comp. Rate: 2500 per invoice</i> MOODYS INVESTORS SERVICE INC/6/1/23-5/31/2024		5,115	5,115	5,115	GF/Tuition
<i>Comp. Rate: 13000 per fee</i> MS INSTITUTIONS OF HIGHER LEARNING/FY23		13,000	13,000	13,000	GF/Tuition
<i>Comp. Rate: 1900 per fee</i> MS STATE DEPARTMENT OF HEALTH/STANDING ORDER		5,802	5,802	5,802	GF/Tuition
<i>Comp. Rate: 1800 per invoice</i> MURIN,CHARLES DANIEL/SPRING 2023 HONORS THESES		7,260	7,260	7,260	GF/Tuition

FEES, PROFESSIONAL AND OTHER SERVICES

University of Southern Mississippi (268-00)

Name of Agency

TYPE OF FEE AND NAME OF VENDOR	Retired w/ PERS	(1) Actual Expenses FY Ending June 30, 2023	(2) Estimated Expenses FY Ending June 30, 2024	(3) Requested Expenses FY Ending June 30, 2025	Fund Source
<i>Comp. Rate: 75 per invoice</i> NATIONAL ASSOCIATION OF SCHOOLS OF DANCE/Expense		75	75	75	GF/Tuition
<i>Comp. Rate: 800 [er invoice</i> NEALAND, AURORA/SPRING 23 EARS PROGRAM		1,630	1,630	1,630	GF/Tuition
<i>Comp. Rate: 500 per invoice</i> NEEL SCHAFFER INC/STANDING ORDER FOR THE PERIOD		500	500	500	GF/Tuition
<i>Comp. Rate: 5920 per invoice</i> NORTHWEST COMMISSION ON/Data Equity Fellowship for		5,925	5,925	5,925	GF/Tuition
<i>Comp. Rate: 13720 per invoice</i> NOTARY PUBLIC UNDERWRITERS OF MS INC/Premium		13,720	13,720	13,720	GF/Tuition
<i>Comp. Rate: 70 per Notary</i> OWENS BUSINESS MACHINES/P.O. 1102545		221	221	221	GF/Tuition
<i>Comp. Rate: 7 per invoice</i> PACE ROOFING/STANDING ORDER FOR THE PERIOD		8	8	8	GF/Tuition
<i>Comp. Rate: 1900 per invoice</i> PARKERS LANDSCAPE SERVICE/LANDSCAPE		7,796	7,796	7,796	GF/Tuition
<i>Comp. Rate: 1750 per month</i> PHI THETA KAPPA OMEGA NU CHAPTER/PTK Connect -		21,020	21,020	21,020	GF/Tuition
<i>Comp. Rate: 2750 per invoice</i> PIPE FREEZING SERVICES INC/LIQUID NITROGEN PER		5,500	5,500	5,500	GF/Tuition
<i>Comp. Rate: 1600 per service</i> PIPER,SCOTT ALLEN/Services Rendered		9,950	9,950	9,950	GF/Tuition
<i>Comp. Rate: 3500 per service</i> PLAYFAIR INC/GEWW ENTERTAINMENT		3,500	3,500	3,500	GF/Tuition
<i>Comp. Rate: 6000 per invoice</i> POLK,DAVID/MUSICAL PERFORMANCE		6,000	6,000	6,000	GF/Tuition
<i>Comp. Rate: 252 per invoice</i> POWELL,KRIS A/REIMBURSEMENT		250	250	250	GF/Tuition
<i>Comp. Rate: 45 per invoice</i> PRECISION FAB & REFURBISHING LLC/SET OF STEEL		92	92	92	GF/Tuition
<i>Comp. Rate: 2850 per month</i> PRIDESTAFF INC/STANDING ORDER FOR THE PERIOD		34,202	34,202	34,202	GF/Tuition
<i>Comp. Rate: 400 per order</i> PRODEGE LLC/SURVEY RESULTS		11,402	11,402	11,402	GF/Tuition
<i>Comp. Rate: 1200 per survey</i> PUCKETT POWER SYSTEMS/1 E7016738P ELECTRICAL		2,527	2,527	2,527	GF/Tuition
<i>Comp. Rate: 1500 per service</i> RAJ CONSULTANTS PVT LTD/FALL COMM 11		7,825	7,825	7,825	GF/Tuition
<i>Comp. Rate: 12500 per commission fee</i> REGIONS BANK/738036 - BUILDING CONTROLS & S		25,500	25,500	25,500	GF/Tuition
<i>Comp. Rate: 800 per invoice</i> REPUBLIC SERVICES OF JACKSON/STANDING ORDER FOR		784,452	784,452	784,452	GF/Tuition
<i>Comp. Rate: 21600 per month</i> RICKS,TOM/Veterinarian services for the		26,013	26,013	26,013	GF/Tuition
<i>Comp. Rate: 3750 per service</i> SACSCOC/Substantive Change Fee for tra		7,500	7,500	7,500	GF/Tuition

FEES, PROFESSIONAL AND OTHER SERVICES

University of Southern Mississippi (268-00)

Name of Agency					
TYPE OF FEE AND NAME OF VENDOR	Retired w/ PERS	(1) Actual Expenses FY Ending June 30, 2023	(2) Estimated Expenses FY Ending June 30, 2024	(3) Requested Expenses FY Ending June 30, 2025	Fund Source
<i>Comp. Rate: 500 per invoice</i> SADIEWELL/NUTRITION COUNSELING		500	500	500	GF/Tuition
<i>Comp. Rate: 250 per invoice</i> SAFEGUARD SECURITY SYSTEMS/SYSTEM SENSOR		490	490	490	GF/Tuition
<i>Comp. Rate: 900 per service</i> SANTOS,ERIK/Erik Santos for services		5,459	5,459	5,459	GF/Tuition
<i>Comp. Rate: 2500 per invoice</i> SCHULTE,WILLIAM/VISTI/REPORT/PRESENTATION		2,500	2,500	2,500	GF/Tuition
<i>Comp. Rate: 3000 per invoice</i> SECOND MOMENT LLC/STANDING ORDER FOR THE		3,000	3,000	3,000	GF/Tuition
<i>Comp. Rate: 4000 per invoice</i> SERVICEMASTER CLEANING ALTERNATIVES/STANDING		4,025	4,025	4,025	GF/Tuition
<i>Comp. Rate: 1100 per service</i> SHEPPARD ELECTRIC MOTOR SERVICE LLC/STANDING		58,573	58,573	58,573	GF/Tuition
<i>Comp. Rate: 6900 per invoice</i> SHIRLEY,BETTY/STUDENT RECORDING PROJ (EARS)		6,917	6,917	6,917	GF/Tuition
<i>Comp. Rate: 150 per invoice</i> SHRED-IT USA LLC/Standing order for the period		167	167	167	GF/Tuition
<i>Comp. Rate: 90 per service</i> SINERGI INTEGRATED BLDG SCIENCES LLC/USM		855	855	855	GF/Tuition
<i>Comp. Rate: 2300 per invoice</i> SINK OR SWIM LLC/STANDING ORDER FOR THE PERIOD		2,350	2,350	2,350	GF/Tuition
<i>Comp. Rate: 1100 per month</i> SOUTHERN FIRE SPRINKLER INC/STANDING ORDER FOR		12,100	12,100	12,100	GF/Tuition
<i>Comp. Rate: 1500 per order</i> SOUTHERN PROPERTY MAINTENANCE/LAY DOWN YARD		39,765	39,765	39,765	GF/Tuition
<i>Comp. Rate: 2100 per service</i> SPARKMAN,COLBEY PENTON/LEADERSHIP TRAINING		2,100	2,100	2,100	GF/Tuition
<i>Comp. Rate: 200 per invoice</i> STERNBERG,QUINN/PERFORMANCE - EARS		200	200	200	GF/Tuition
<i>Comp. Rate: 150 per invoice</i> STEWART AND SONS PLUMBING/STANDING ORDER FOR		167	167	167	GF/Tuition
<i>Comp. Rate: 1900 per service</i> SULLIVAN,DAVID T/JUDGE- MISS USM 2022		424,473	424,473	424,473	GF/Tuition
<i>Comp. Rate: 200 per job</i> TAW POWER SYSTEMS INC/TAW PERFORMED QUOTED		200	200	200	GF/Tuition
<i>Comp. Rate: 500 per service</i> TAYLOR RENTAL/RENTAL- PRESIDENTS SUITE		500	500	500	GF/Tuition
<i>Comp. Rate: 150 per rental</i> TEMPLE WATER TREATMENT SERVICES INC/STANDING		759	759	759	GF/Tuition
<i>Comp. Rate: 600 per invoice</i> TERRY SERVICE INC/STANDING ORDER FOR THE PERIOD		651	651	651	GF/Tuition
<i>Comp. Rate: 2200 per month</i> TESTON, KRISTIN/SPRING 2023 HONORS THESES		26,388	26,388	26,388	GF/Tuition
<i>Comp. Rate: 200 per invoice</i> THE COLLEGE BOARD/Student Search - Names		200	200	200	GF/Tuition

FEES, PROFESSIONAL AND OTHER SERVICES

University of Southern Mississippi (268-00)

Name of Agency

TYPE OF FEE AND NAME OF VENDOR	Retired w/ PERS	(1) Actual Expenses FY Ending June 30, 2023	(2) Estimated Expenses FY Ending June 30, 2024	(3) Requested Expenses FY Ending June 30, 2025	Fund Source
Comp. Rate: 2000 per month THE COMMON APPLICATION INC/January 2023 Applications		25,244	25,244	25,244	GF/Tuition
Comp. Rate: 800 per month THORN,LAUREN PAGE/REIMBURSEMENT		9,786	9,786	9,786	GF/Tuition
Comp. Rate: 300 per invoice TRANE/AFD RNEWAL WITH NEW POWER MODU		332	332	332	GF/Tuition
Comp. Rate: 35000 per invoice TRESONA MULTIMEDIA LLC/CUSTOM ARRANGEMENTS		72,627	72,627	72,627	GF/Tuition
Comp. Rate: 600 per arrangement TURNER, CAITLIN/SPRING 2023 HONORS THESES		5,240	5,240	5,240	GF/Tuition
Comp. Rate: 100 per invoice U.S. LAWNS OF HATTIESBURG/REMOVE ALL PEAGRAVEL		100	100	100	GF/Tuition
Comp. Rate: 4500 per job ULTIMATE DRILL BOOK INC/UDP License		4,500	4,500	4,500	GF/Tuition
Comp. Rate: 2600 per invoice UNITED FENCE COMPANY OF HATTIESBURG		2,600	2,600	2,600	GF/Tuition
Comp. Rate: 2600 per job UNIVERSITY OF GEORGIA/MEMBERSHIP DUES-7/1/22-		5,244	5,244	5,244	GF/Tuition
Comp. Rate: 1000 per dues UNIVERSITY OF MISSISSIPPI/Invoice 2 for FY23 - USM SBDC		1,000	1,000	1,000	GF/Tuition
Comp. Rate: 1100 per invoice USM ATHLETIC FOUNDATION/Melissa Olsen-Seymour Mascot		14,000	14,000	14,000	GF/Tuition
Comp. Rate: 50 per invoice USM/transfers		50	50	50	GF/Tuition
Comp. Rate: 1125 per transfer VARNON,CHRISTOPHER ALLEN/REIMBURSEMENT		1,123	1,123	1,123	GF/Tuition
Comp. Rate: 1000 per invoice WALKER,ERIN GABRIELLE/SPRING 2023 HONORS THESES		1,016	1,016	1,016	GF/Tuition
Comp. Rate: 120 per job WALLACE,KARL/REIMBURSEMENT		125	125	125	GF/Tuition
Comp. Rate: 150 per invoice WASTE MANAGEMENT OF MS/STANDING ORDER FOR THE		160	160	160	GF/Tuition
Comp. Rate: 19500 per month WATKINS,ALFRED LEE/VISITING CLINICIAN FEE		234,848	234,848	234,848	GF/Tuition
Comp. Rate: 2000 per job WAY TO GO CARTS LLC/STANDING ORDER FOR THE		2,000	2,000	2,000	GF/Tuition
Comp. Rate: 1450 per job WEAVER ELECTRIC INC/STANDING ORDER FOR THE		4,401	4,401	4,401	GF/Tuition
Comp. Rate: 4000 per month WHITE,SHARA GRAHAM/REIMBURSEMENT		48,374	48,374	48,374	GF/Tuition
Comp. Rate: 250 per job WILDFLOWER LANDSCAPING LLC/STANDING ORDER FOR		250	250	250	GF/Tuition
Comp. Rate: 3000 per job		3,084	3,084	3,084	GF/Tuition
Total 605790 Other Professional Fees And Svc		3,420,498	3,420,498	3,420,498	

FEES, PROFESSIONAL AND OTHER SERVICES

University of Southern Mississippi (268-00)

Name of Agency

TYPE OF FEE AND NAME OF VENDOR	Retired w/ PERS	(1) Actual Expenses FY Ending June 30, 2023	(2) Estimated Expenses FY Ending June 30, 2024	(3) Requested Expenses FY Ending June 30, 2025	Fund Source
605793 Technology Prof Fees & Svcs					
C SPIRE BUSINESS/Block of Time for C Spire Prof					
<i>Comp. Rate: 4930 per invoice</i>		4,929	4,929	4,929	GF/Tuition
CONVERGEONE INC/F5-CST-TAP-STDBAS - Trusted Ad					
<i>Comp. Rate: 6350 per invoice</i>		19,105	19,105	19,105	GF/Tuition
GENERAL INFORMATICS LLC/Telecom Labor					
<i>Comp. Rate: 10200 per job</i>		20,421	20,421	20,421	GF/Tuition
INSTRUCTURE INC/Canvas Cloud Software Tier 1 S					
<i>Comp. Rate: 47400 per invoice</i>		94,906	94,906	94,906	GF/Tuition
MARTINFEDERAL CONSULTING LLC/Comprehensive					
<i>Comp. Rate: 55000 per invoice</i>		55,000	55,000	55,000	GF/Tuition
MAX MMC LLC/Labor & Materials to complete					
<i>Comp. Rate: 2020 per invoice</i>		4,095	4,095	4,095	GF/Tuition
PLANET TECHNOLOGIES INC/O365 Advantage and Azure					
<i>Comp. Rate: 3000 per invoice</i>		30,000	30,000	30,000	GF/Tuition
PROFESSIONAL COMPUTING RESOURCES INC/PCR					
<i>Comp. Rate: 8600 per month</i>		95,133	95,133	95,133	GF/Tuition
REGIONS BANK/10106826 - VUE*COMPTIA MRKETPL					
<i>Comp. Rate: 900 per job</i>		67,918	67,918	67,918	GF/Tuition
USM/transfers					
<i>Comp. Rate: -109 per transfer</i>		(109)	(109)	(109)	GF/Tuition
Total 605793 Technology Prof Fees & Svcs		391,398	391,398	391,398	
605795 Police Department Special Duty					
HATTIESBURG POLICE DEPARTMENT/LAW					
<i>Comp. Rate: 400 per fee</i>		1,084	1,084	1,084	GF/Tuition
Total 605795 Police Department Special Duty		1,084	1,084	1,084	
GRAND TOTAL		4,359,833	4,359,833	4,359,833	

VEHICLE PURCHASE DETAILS

University of Southern Mississippi (268-00)

Name of Agency

Year	Model	Person(s) Assigned To	Vehicle Purpose/Use	Replacement Or New?	FY2025 Req. Cost
-------------	--------------	------------------------------	----------------------------	--------------------------------	-----------------------------

TOTAL VEHICLE REQUEST

**VEHICLE INVENTORY
AS OF JUNE 30, 2023**

University of Southern Mississippi (268-00)

Name of Agency

Vehicle Type	Vehicle Description	Model Year	Model	Person(s) Assigned To	Purpose/Use	Tag Number	Mileage on 6-30-2023	Average Miles per Year	Replacement Proposed	
									FY2024	FY2025
W	LIBERTY	2003	LIBERTY	FISHERIES	Athletics	G-25648	77,960	0		
P	NC1	2005	NC2	FISHERIES	Passenger	G-33064	82,044	2,284		
W	E350	2006	E351	MOTOR POOL	Athletics	G-35104	778,853	0		
W	E45	2007	E46	MEC	Research	G-41720	41,883	260		
W	F350	2006	F351	PHY PLANT	Athletics	G-34948	72,463	3,261		
P	PICKUP	2006	PICKUP	MOTOR POOL	Research	G-34944	109,766	2,765		
P	PICKUP	2006	PICKUP	MOTOR POOL	Research	G-34942	94,944	4,195		
P	PICKUP	2006	PICKUP	PHY PLANT	Facilities Management	G-34940	83,231	4,097		
P	PICKUP	2006	PICKUP	MICROBIOLOGY	Passenger	G-34941	154,485	0		
P	PICKUP	2006	PICKUP	PHY PLANT	Facilities Management	G-35105	86,521	3,427		
P	PICKUP	2006	PICKUP	PHY PLANT	Facilities Management	G-34946	66,675	1,722		
P	PICKUP	2006	PICKUP	FISHERIES	Facilities Management	G-34943	79,318	6,324		
P	PICKUP	2007	PICKUP	FISHERIES	Facilities Management	G-38590	79,318	6,471		
P	F150	2007	F151	MEC	Facilities Management	G-39275	100,307	3,218		
P	SRW	2008	SRW	FISHERIES	Facilities Management	G-44904	58,953	465		
W	Ram Van	2000	Ram Van	FISHERIES	Facilities Management	G-49651	169,605	0		
W	TITAN	2011	TITAN	FISHERIES	Research	G-56394	84,897	3,856		
W	SRW SUPER DUTY	2011	SRW SUPER DUTY	FISHERIES	Research	G-56167	41,929	4,775		
P	ESCAPE	2012	ESCAPE	SEA GRANT SWANN	Research	G-57736	182,879	8,879		
P	ECONOLINE	2013	ECONOLINE	MOTOR POOL	Passenger	G-64173	53,381	6,068		
P	Ram Truck	2014	Ram Truck	MOTOR POOL	Facilities Management	G-67723	68,202	4,993		
P	Silverado	2015	Silverado	MICROBIOLOGY	Research	G_68445	62,580	0		
P	F150	2015	F150 PICK UP	FISHERIES	Research	G_68814	38,352	0		
P	CARAVAN	2016	CARAVAN	MOTOR POOL	Research	G-71574	90,472	14,590		
P	Silverado	2017	Silverado	FISHERIES	Research	G-75700	55,000	0		
P	Silverado	2017	Silverado	FISHERIES	Research	G-76719	61,829	10,360		
W	F250	2017	F250	PHYSICAL PLANT	Facilities Management	G-76966	41,751	6,013		

Vehicle Type: (P)assenger/(W)ork

**VEHICLE INVENTORY
AS OF JUNE 30, 2023**

University of Southern Mississippi (268-00)

Name of Agency

Vehicle Type	Vehicle Description	Model Year	Model	Person(s) Assigned To	Purpose/Use	Tag Number	Mileage on 6-30-2023	Average Miles per Year	Replacement Proposed	
									FY2024	FY2025
P	CARAVAN	2018	CARAVAN	SEA GRANT SWANN	Research	G-79908	16,828	4,763		
W	TACOMA	2019	TACOMA	PHYSICAL PLANT	Facilities Management	G-83660	17,018	5,111		
W	NV200	2019	NV200	PHYSICAL PLANT	Facilities Management	G-84873	19,203	5,993		
W	NV200	2021	NV201	PHYSICAL PLANT	Facilities Management	G-89202	9,836	3,300		
P	RAM 1500	2023	RAM 1500	PHYSICAL PLANT	Facilities Management		390	372		
P	Pathfinder	2019	Pathfinder	MDC	Research	G-82761	17,950	2,887		
P	EXPRESS G2500	2019	EXPRESS G2500	MOTOR POOL	Research	G-83519	17,456	6,060		
W	F-250 PICK UP	2019	F-250 PICK UP	FISHERIES	Research	G-84043	13,000	4,091		
P	GRAND CARAVAN	2019	GRAND CARAVAN	FISHERIES	Research	G-84589	7,405	2,960		
W	RAM 2500	2021	CREW CAB	FISHERIES	Research	G-84590	8,277	4,963		
W	RAM 3500	2021	CREW CAB	FISHERIES	Research	G-84591	6,335	2,899		
P	RAM 2500	2005	RAM 2501	GC DEPT OF COASTAL SCIENCE	Facilities Management	G-32023	145,819	219		
W	RAM 1500	2021	CREW CAB	FISHERIES	Research	G-32024	9,014	6,627		
P	F-150 PICK UP	1995	F-150 PICK UP	ATHLETICS	Facilities Management	G-18289	158,893	169		
W	VAN	2003	VAN	ATHLETICS	Facilities Management	G-43684	149,735	1,319		
W	Commercial Van	2012	Commercial Van	ATHLETICS	Passenger	G-59686	92,847	0		
W	SANTA FE	2008	SANTA FE	ATHLETICS	Passenger	G-74806	180,962	0		
W	Transit	2018	Transit	ATHLETICS	Passenger	G-80295	41,049	7,709		
P	TRANSIT	2019	TRANSIT	ATHLETICS	Passenger	84161	33,907	9,830		
P	RAM 1500	2021	PICK-UP	ATHLETIC GROUNDS	Facilities Management	G91346	4,875	2,999		
P	F-150 PICK UP	2016	F-150 PICK UP	ATHLETIC GROUNDS	Passenger	G-75015	22,023	7,021		
W	ECONLONE	2006	ECONOLINE	BAND	Passenger	G-65878	79,371	194		
W	SUBURBAN	2008	SUBURBAN	BIOLOGICAL SCIENCE	Research	G-45883	190,903	6,025		
W	F150	2011	F151	BIOLOGICAL SCIENCE	Research	G-57592	206,420	0		
W	Transit	2015	Transit	BIOLOGICAL SCIENCE	Passenger	G-70856	68,619	9,862		
P	RAM 1500	2019	RAM 1500	BIOLOGICAL SCIENCE	Research	G-82435	47,792	15,194		

Vehicle Type: (P)assenger/(W)ork

**VEHICLE INVENTORY
AS OF JUNE 30, 2023**

University of Southern Mississippi (268-00)

Name of Agency

Vehicle Type	Vehicle Description	Model Year	Model	Person(s) Assigned To	Purpose/Use	Tag Number	Mileage on 6-30-2023	Average Miles per Year	Replacement Proposed	
									FY2024	FY2025
W	ALTIMA	2013	Altima	Center for Higher Learning	Passenger	G-64448	6,042	0		
W	ROGUE	2022	ROGUE	NURSING	Passenger	G-64449	5,000	0		
W	DURANGO	2008	DURANGO	CONTRACTED BOOKSTORE	Passenger	G-57793	96,590	0		
W	TRANSIT	2017	TRANSIT	English Lang. Inst.	Passenger	G-77371	25,812	5,002		
P	FRONTIER 4X4	2021	FRONTIER 4X4	GROUNDS	Facilities Management	G-89203	3,488	1,142		
P	RAM 1500	2021	RAM 1500	GROUNDS	Facilities Management	G91348	10,705	7,202		
P	RAM 1501	2021	RAM 1501	GROUNDS	Facilities Management	G91347	5,855	3,426		
W	MAVERICK	2022	MAVERICK	GROUNDS	Facilities Management		5,111	3,940		
W	DUMP TRUCK	1998	DUMP TRUCK	GROUNDS	Facilities Management	G-07154	177,853	1,125		
P	CJ PICK UP	1985	CJ PICK UP	GROUNDS	Passenger	S-8705	161,640	0		
P	1/2 PICK UP	1996	1/2 PICK UP	GROUNDS	Facilities Management	S-16409	66,656	0		
P	F150 PICK UP	2007	F150 PICK UP	GROUNDS	Facilities Management	G-40569	46,049	0		
P	F150 PICK UP	2007	F150 PICK UP	GROUNDS	Facilities Management	G-40567	53,534	0		
P	F150 PICK UP	2007	F150 PICK UP	GROUNDS	Facilities Management	G-40566	36,574	1,813		
P	F150	2013	F150 PICK UP	GROUNDS	Facilities Management	G-62185	47,708	279		
P	FRONTIER CREWCAB	2000	FRONTIER CREWCAB	GROUNDS	Facilities Management	G-25925	151,598	0		
P	RAM 1500	2018	RAM 1500	GROUNDS	Facilities Management	G-80765	21,070	4,881		
P	RAM 1500	2018	RAM 1500	GROUNDS	Facilities Management	G-80767	19,156	4,638		
P	RAM 1500	2018	RAM 1500	GROUNDS	Facilities Management	G-80766	17,142	1,924		
W	SUBURBAN	2009	SUBURBAN	GC DEPT OF COASTAL SCIENCE	Facilities Management	G-49739	65,208	5,536		
W	GRAND CARAVAN	2003	GRAND CARAVAN	GEOGRAPHY & GEOLOGY	Facilities Management	G-25895	171,887	5,907		
W	GRAND CARAVAN	2016	GRAND CARAVAN	GEOGRAPHY & GEOLOGY	Facilities Management	G-72072	95,538	19,589		
P	F250 PICK UP	2008	F250 PICK UP	GEOGRAPHY & GEOLOGY	Research	G-46235	65,367	9,567		
P	RAM 1500	2021	RAM 1500	GC PHYSICAL PLANT	Facilities Management	G-82769	8,708	6,989		
W	RAM 1501	2021	2500 VAN	GC PHYSICAL PLANT	Facilities Management	G-92617	31,323	31,217		
P	RAM 1500	2022	RAM 1500	GC DEPT OF COASTAL SCIENCE	Facilities Management	G-92618	7,475	7,326		

Vehicle Type: (P)assenger/(W)ork

**VEHICLE INVENTORY
AS OF JUNE 30, 2023**

University of Southern Mississippi (268-00)

Name of Agency

Vehicle Type	Vehicle Description	Model Year	Model	Person(s) Assigned To	Purpose/Use	Tag Number	Mileage on 6-30-2023	Average Miles per Year	Replacement Proposed	
									FY2024	FY2025
W	SILVERADO	2021	SILVERADO	GP UPD	Law Enforcement	G-92619	3,512	3,488		
P	RAM 1500	2023	RAM 1500	GP UPD	Law Enforcement	G-92620	2,000	0		
W	CROWN VICTORIAN	2008	CROWN VICTORIAN	GC VICE PRESIDENT	Passenger	G-46526	126,477	614		
W	FUSION	2011	FUSION	GC ENROLLMENT AND MARKETING	Facilities Management	G-56152	55,833	1,518		
W	FUSION	2012	FUSION	GC VICE PRESIDENT	Passenger	G-60665	112,198	1,283		
W	CARGO VAN	2014	CARGO VAN	GULF PARK GROUNDS	Passenger	G-67378	255,797	1,849		
P	F150	2015	F150 PICK UP	PHYSICAL PLANT	Facilities Management	G-70528	19,559	2,655		
P	F150	2015	F150 PICK UP	PHYSICAL PLANT	Facilities Management	G-70646	58,524	33,076		
P	Silverado	2016	Silverado	PHYSICAL PLANT	Facilities Management	G-73641	14,101	1,663		
P	Silverado	2016	Silverado	PHYSICAL PLANT	Facilities Management	G-73642	14,513	1,250		
W	ROUGE	2018	ROUGE	GP OFFICE OF ADMISSIONS	Passenger	G-81455	37,721	7,345		
W	ROUGE	2018	ROUGE	GP OFFICE OF ADMISSIONS	Passenger	G-81456	31,224	4,371		
W	CROWN VICTORIAN	2010	CROWN VICTORIAN	University Police	Law Enforcement	G-52577	118,611	204		
P	MAVERICK	2022	MAVERICK	STUDENT HOUSING	Facilities Management	G-52578	1,473	1,157		
P	1/2 TON PICK UP	1996	1/2 TON PICK UP	STUDENT HOUSING	Facilities Management	S-16292	78,963	1,570		
P	S-10 PICK UP	1996	S-10 PICK UP	STUDENT HOUSING	Facilities Management	G-19626	114,807	0		
W	VENTURE	2004	VENTURE	STUDENT HOUSING	Cargo	G-44258	97,038	0		
W	MALIBU	2005	MALIBU	STUDENT HOUSING	Passenger	G-44259	77,650	0		
P	2500 SILVERADO	2000	2501 SILVERADO	STUDENT HOUSING	Facilities Management	G-44260	105,951	2,031		
W	CARAVAN	2005	CARAVAN	STUDENT HOUSING	Facilities Management	G-46623	101,850	1,056		
P	RAM 1500	1999	RAM 1501	STUDENT HOUSING	Facilities Management	G-46621	61,010	0		
W	E350 COMM-VAN	1993	E350 COMM-VAN	STUDENT HOUSING	Facilities Management	G-42738	35,154	0		
W	UPLANDER	2008	MINI VAN	STUDENT HOUSING	Passenger	G-47213	122,450	0		
P	Silverado	2008	Silverado	ATHLETICS	Facilities Management	G-74444	118,481	946		
P	2500 RAM	2001	2501 RAM	STUDENT HOUSING	Facilities Management	G-51616	66,137	2,057		
P	2500 RAM	2001	2501 RAM	STUDENT HOUSING	Facilities Management	G-51615	63,343	181		

Vehicle Type: (P)assenger/(W)ork

**VEHICLE INVENTORY
AS OF JUNE 30, 2023**

University of Southern Mississippi (268-00)

Name of Agency

Vehicle Type	Vehicle Description	Model Year	Model	Person(s) Assigned To	Purpose/Use	Tag Number	Mileage on 6-30-2023	Average Miles per Year	Replacement Proposed	
									FY2024	FY2025
P	C1500 PICK UP	2005	C1500 PICK UP	STUDENT HOUSING	Facilities Management	G-51614	129,401	6,761		
W	CARAVAN	2010	CARAVAN	Office of Admissions	Academic Recruitment	G-05269	92,840	89		
W	CARAVAN	2010	CARAVAN	Office of Admissions	Academic Recruitment	G-05267	115,686	445		
P	RANGER PICK UP	2007	RANGER PICK UP	STORES	Facilities Management	G-41099	29,329	3,245		
W	TAHOE	2004	TAHOE	Health Services	Law Enforcement	G-64788	180,531	4,150		
P	PICK UP	2014	Silverado	STUDENT HOUSING	Facilities Management	G-67505	30,068	3,564		
P	Silverado	2015	Silverado	STUDENT HOUSING	Facilities Management	G-68447	42,665	5,300		
P	Silverado	2015	Silverado	STUDENT HOUSING	Facilities Management	G-68448	17,546	1,019		
P	Silverado	2015	Silverado	STUDENT HOUSING	Facilities Management	G-68446	19,982	1,341		
P	FRONTIER CREWCAB	2017	FRONTIER CREWCAB	STUDENT HOUSING	Facilities Management	G-75658	20,991	2,391		
P	FRONTIER CREWCAB	2017	FRONTIER CREWCAB	STUDENT HOUSING	Facilities Management	G-75659	14,375	2,951		
W	NV200S	2017	NV200S	STUDENT HOUSING	Facilities Management	G-75660	18,089	1,634		
W	NV200S	2017	NV200S	STUDENT HOUSING	Facilities Management	G-75661	16,835	4,891		
P	FRONTIER CREWCAB	2018	FRONTIER CREWCAB	STUDENT HOUSING	Facilities Management	G-82038	14,366	3,533		
P	FRONTIER CREWCAB	2018	FRONTIER CREWCAB	STUDENT HOUSING	Facilities Management	G-82039	10,119	2,662		
P	EXPRESS 2500	2018	EXPRESS 2500	STUDENT HOUSING	Passenger	G-82538	10,930	0		
P	FRONTIER CREWCAB	2019	FRONTIER CREWCAB	STUDENT HOUSING	Facilities Management	G-85613	11,647	4,237		
W	RAM 1500	2019	RAM 1500	STUDENT HOUSING	Facilities Management	G-86368	12,926	3,713		
P	1500 RAM PICK UP	2001	1501 RAM PICK UP	STUDENT HOUSING	Facilities Management	G-27877	100,358	730		
W	E-350 VAN	2006	E-350 VAN	INSTITUTE FOR DISABILITY STUDY	Passenger	G-38901	76,501	2,258		
W	F250 CREW Cab	2021	F250 PICK UP	RECREATIONAL SPORTS	Facilities Management	G89792	7,916	4,283		
P	Ram 1500	2005	Ram 1501	RECREATIONAL SPORTS	Facilities Management	G-54374	94,850	499		
W	Soul	2016	Soul	RECREATIONAL SPORTS	Facilities Management	G-76572	17,110	1,180		
W	UPLANDER	2007	UPLANDER	ITECH	Passenger	G-42105	68,682	1,725		

Vehicle Type: (P)assenger/(W)ork

**VEHICLE INVENTORY
AS OF JUNE 30, 2023**

University of Southern Mississippi (268-00)

Name of Agency

Vehicle Type	Vehicle Description	Model Year	Model	Person(s) Assigned To	Purpose/Use	Tag Number	Mileage on 6-30-2023	Average Miles per Year	Replacement Proposed	
									FY2024	FY2025
W	F250	2021	F250	MOTOR POOL	Facilities Management	G-42106	1,226	319		
W	F251	2021	F250	MOTOR POOL	Facilities Management	G-42107	2,305	2,305		
W	TRANSIT	2021	TRANSIT VAN	Custodial	Facilities Management	G91526	1,999	1,999		
W	RAM 1500	2021	RAM 1500	HVAC	Facilities Management	G91527	3,747	3,747		
W	RAM 1501	2021	RAM 1501	HVAC	Facilities Management	G91528	5,140	3,575		
W	MAVERICK	2022	CREW CAB	Building Maintenance	Facilities Management	G91529	2,042	1,586		
W	MAVERICK	2022	MAVERICK	Building Maintenance	Facilities Management	G91530	488	125		
W	SAVANA G3500	2017	SAVANA	Physical Plant	Facilities Management	G91531	110,075	270		
P	RAM TRUCK	2001	RAM TRUCK	TRANSPORTATION	Facilities Management	G-23687	90,105	0		
P	1 TON TRUCK	1995	2 TON TRUCK	ENVIROMENTAL	Facilities Management	S-15871	69,235	0		
P	DAKOTA PICK UP	1999	DAKOTA PICK UP	Electrical & Mech. Equip. Maint.	Facilities Management	G-09071	37,307	0		
W	DUMP TRUCK	1995	DUMP TRUCK	TRANSPORTATION	Facilities Management	S-15966	58,839	462		
P	F150 PICK UP	2000	F150 PICK UP	Electrical & Mech. Equip. Maint.	Facilities Management	G-27694	58,000	0		
P	STREET SWEEPER	2004		TRANSPORTATION	Facilities Management	G-27695	72,000	0		
W	15 PASSENGER VAN	2004	16 PASSENGER VAN	CUSTODIAL	Passenger	G-30462	62,893	718		
P	PICK UP	2007	PICK UP	Environmental Services	Facilities Management	G-40565	68,654	0		
P	PICK UP	2007	PICK UP	Plumbing	Academic Recruitment	G-40564	27,559	1,290		
P	PICK UP	2007	PICK UP	Plumbing	Academic Recruitment	G-40570	32,233	1,327		
P	PICK UP	2007	PICK UP	Building Maintenance	Law Enforcement	G-40571	33,057	0		
P	PICK UP	2007	PICK UP	TRANSPORTATION	Law Enforcement	G-40572	53,623	1,277		
P	PICK UP	2007	PICK UP	Plumbing	Facilities Management	G-40799	57,698	3,688		
P	PICK UP	2007	PICK UP	Building Maintenance	Facilities Management	G-40800	52,176	4,150		
P	PICK UP	2007	PICK UP	Electrical & Mech. Equip. Maint.	Law Enforcement	G-40802	36,967	1,381		
P	PICK UP	2007	PICK UP	Electrical & Mech. Equip. Maint.	Academic Recruitment	G-40801	41,224	2,747		
P	RANGER PICK UP	2007	RANGER PICK UP	SAFETY	Academic Recruitment	G-41102	17,930	666		
P	RANGER PICK UP	2007	RANGER PICK UP	CUSTODIAL	Academic Recruitment	G-41101	25,742	1,342		

Vehicle Type: (P)assenger/(W)ork

**VEHICLE INVENTORY
AS OF JUNE 30, 2023**

University of Southern Mississippi (268-00)

Name of Agency

Vehicle Type	Vehicle Description	Model Year	Model	Person(s) Assigned To	Purpose/Use	Tag Number	Mileage on 6-30-2023	Average Miles per Year	Replacement Proposed	
									FY2024	FY2025
P	RANGER PICK UP	2007	RANGER PICK UP	CUSTODIAL	Facilities Management	G-41100	31,740	0		
P	F250 PICK UP	2008	F250 PICK UP	Environmental Services	Passenger	G-43272	54,349	6,387		
W	TRAILBLAZER	2008	TRAILBLAZER	TRANSPORTATION	Facilities Management	G-44770	69,611	1,376		
P	F150 PICK UP	2008	F150 PICK UP	Electrical & Mech. Equip. Maint.	Facilities Management	G-45512	30,459	1,155		
P	F150 PICK UP	2008	F150 PICK UP	Building Maintenance	Passenger	G-45514	16,085	890		
P	F250 PICK UP	2008	F250 PICK UP	Building Maintenance	Facilities Management	G-45513	53,123	13,130		
W	CARAVAN	2009	CARAVAN	Custodial	Passenger	G-49028	38,938	1,628		
P	RANGER PICK UP	2009	RANGER PICK UP	SAFETY	Facilities Management	G-51062	35,694	0		
P	F150	2013	F150 PICK UP	CUSTODIAL	Passenger	G-62189	5,225	0		
P	F150	2013	F150 PICK UP	MAINTENANCE	Passenger	G-62188	21,749	3,202		
P	F150	2013	F150 PICK UP	Electrical & Mech. Equip. Maint.	Passenger	G-62187	19,584	367		
P	F150	2013	F150 PICK UP	MAINTENANCE	Passenger	G-62183	20,674	2,111		
P	F150	2013	F150 PICK UP	Electrical & Mech. Equip. Maint.	Passenger	G-62182	22,264	2,243		
P	F150	2013	F150 PICK UP	Building Maintenance	Passenger	G-62184	38,860	3,006		
P	F150	2013	F150 PICK UP	MAINTENANCE	Passenger	G-26186	13,436	986		
W	Derrick	1999	Derrick	MAINTENANCE	Facilities Management	G-68934	102,700	0		
W	BUCKET TRUCK	2000	BUCKET TRUCK	MAINTENANCE	Facilities Management	G-68933	119,092	328		
W	CARAVAN	2013	CARAVAN	Custodial	Facilities Management	G-64172	65,371	2,428		
P	RAM	2015	RAM	ENVIROMENTAL SERVICES	Facilities Management	G-69030	20,770	1,369		
W	Transit	2015	Transit	Physical Plant	Facilities Management	G-70127	25,621	2,384		
P	F150	2015	F150 PICK UP	Electrical & Mech. Equip. Maint.	Facilities Management	G-70392	19,708	3,936		
P	F150	2015	F150 PICK UP	CARPENTER	Facilities Management	G-70393	9,103	3,993		
W	CARAVAN	2005	CARAVAN	Custodial	Facilities Management	G-28756	142,365	0		
W	EXPRESS G30	2016	EXPRESS G30	Custodial Services	Passenger	G-74003	12,348	1,344		
W	EXPRESS G31	2016	EXPRESS G31	Custodial Services	Passenger	G-74002	20,874	1,052		
W	Transit	2017	Transit	Electrical & Mech. Equip. Maint.	Passenger	G-75054	12,850	1,286		

Vehicle Type: (P)assenger/(W)ork

**VEHICLE INVENTORY
AS OF JUNE 30, 2023**

University of Southern Mississippi (268-00)

Name of Agency

Vehicle Type	Vehicle Description	Model Year	Model	Person(s) Assigned To	Purpose/Use	Tag Number	Mileage on 6-30-2023	Average Miles per Year	Replacement Proposed	
									FY2024	FY2025
P	F-150 PICK UP	2016	F-150 PICK UP	Building Maintenance	Passenger	G-75018	10,493	2,136		
P	F-150 PICK UP	2016	F-150 PICK UP	Electrical & Mech. Equip. Maint.	Passenger	G-75014	11,159	1,828		
W	F-750	2011	ECONLONE	Physical Plant	Facilities Management	G-78746	16,544	310		
P	RAM 1500	2019	RAM 1500	Physical Plant	Facilities Management	G-85238	6,891	1,777		
P	RAM 1500	2019	RAM 1500	Physical Plant	Facilities Management	G-85237	3,068	847		
P	RAM 1500	2019	RAM 1500	Physical Plant	Facilities Management	G-85239	9,703	2,692		
P	RAM 1500	2019	RAM 1500	Physical Plant	Facilities Management	G-85236	11,523	4,882		
W	KICKS	2021	KICKS	MOFFIT HEALTH CLINIC	Passenger	G-85237	40,000	0		
W	IMPALA	2008	IMPALA	Mississippi Polymer Institute	Research	G-45515	131,576	850		
W	CAMRY	2017	CAMRY	Mississippi Polymer Institute	Passenger	G-76957	62,763	8,586		
P	RAM 3500	2022	RAM3500	MRC	RESEARCH	G-93530	635	622		
P	Pathfinder	2019	PATHFINDER	MRC	RESEARCH	G-82761	18,423	0		
P	PICK UP	1996	PICK UP	MARINE SCIENCE	Facilities Management	S-16128	129,114	0		
W	FUSION	2012	FUSION	MARINE SCIENCE	Research	G-57738	107,468	918		
W	SENTRA MINIVAN	2014	Sentra Mini Van	MARINE SCIENCE	Passenger	G-66517	84,524	9,883		
P	Silverado	2018	Silverado	MARINE SCIENCE	Facilities Management	G-79104	27,027	7,009		
W	VOYAGER	2020	VOYAGER	MARINE SCIENCE	Passenger	G-87352	30,453	5,141		
P	F350 PICK UP	2006	F350 PICK UP	MARINE SCIENCE	Facilities Management	G-37783	121,343	4,175		
W	UPLANDER	2008	UPLANDER	New Student and Retention	Academic Recruitment	G-46574	23,525	0		
W	CARAVAN	2009	CARAVAN	OFFICE OF ONLINE LEARNING	Passenger	G-49076	96,967	1,083		
P	F150	2017	F150	OFFICE OF SUSTAINABILITY	Facilities Management	G-77614	11,735	2,782		
W	ALTIMA	2022	ALTIMA	PROPERTY ACCOUNTING	Passenger	G-91731	7,410	5,795		
W	VERSA	2012	VERSA	PROPERTY ACCOUNTING	Passenger	G-60888	61,724	1,649		
P	CANYON	2007	CANYON	POST OFFICE	Facilities Management	G-39141	7,591	80		
W	INTERCEPTOR	2020	INTERCEPTOR	University Police	Law Enforcement	G-88-712	45,300	13,560		
P	Silverado 1500ssv	2021	SILVERADO	University Police	Law Enforcement	G89889	30,855	12,867		
P	Silverado 1500ssv	2021	SILVERADO	University Police	Law Enforcement	G89950	21,972	8,030		

Vehicle Type: (P)assenger/(W)ork

**VEHICLE INVENTORY
AS OF JUNE 30, 2023**

University of Southern Mississippi (268-00)

Name of Agency

Vehicle Type	Vehicle Description	Model Year	Model	Person(s) Assigned To	Purpose/Use	Tag Number	Mileage on 6-30-2023	Average Miles per Year	Replacement Proposed	
									FY2024	FY2025
P	Silverado 1500ssv	2021	SILVERADO	University Police	Law Enforcement	G89949	25,604	16,366		
P	Silverado 1500ssv	2021	SILVERADO	University Police	Law Enforcement	G90450	30,152	15,155		
W	TAHOE	2021	TAHOE	University Police	Law Enforcement	G90451	15,008	8,938		
W	POLICE INTERCEPTOR	2022	INTERCEPTOR	University Police	Law Enforcement	G91596	20,301	15,105		
W	POLICE INTERCEPTOR	2022	INTERCEPTOR	University Police	Law Enforcement	G91597	23,845	18,754		
P	F150 4WD	2022	F150 4WD	University Police	Law Enforcement	G93531	5,150	5,142		
W	Tahoe	2013		University Police	Law Enforcement	FRG-559	74,670	8,342		
W	CAPRICE	2014	CAPRICE	University Police	Law Enforcement	G-66571	157,494	9,032		
W	EXPLORER	2014	EXPLORER	University Police	Law Enforcement	G-66763	82,846	16,035		
W	IMPALA	2016	IMPALA	University Police	Law Enforcement	G-73175	56,420	8,862		
W	IMPALA	2016	IMPALA	University Police	Law Enforcement	G-73173	59,693	1,160		
W	IMPALA	2016	IMPALA	University Police	Law Enforcement	G-73176	90,701	30,276		
W	TAURUS	2017	INTERCEPTOR	University Police	Law Enforcement	FRI-431	75,580	4,207		
W	EXPEDITION	2018	EXPEDITION	University Police	Law Enforcement	G-81188	24,061	5,458		
W	EXPLORER	2018	INTERCEPTOR	University Police	Law Enforcement	G-81187	79,416	3,480		
W	INTERCEPTOR	2018	INTERCEPTOR	University Police	Law Enforcement	G82195	67,500	23,378		
W	F-150 PICK UP	2019	F-150 PICK UP	University Police	Law Enforcement	G-84508	28,935	4,881		
W	EXPLORER	2019	EXPLORER	University Police	Law Enforcement	G84590	41,263	10,763		
W	Charger	2018	Charger	University Police	Law Enforcement	G-85657	66,183	28,240		
P	F-550	2016	F-550	Enviromental Services	Facilities Management	G-72688	70,401	2,868		
P	RAM 3500	2007	RAM 3501	Receiving and Warehousing	Facilities Management	G-65451	44,102	0		
W	GRAND CARAVAN	2010	GRAND CARAVAN	Office of Admissions	Academic Recruitment	G-55310	118,371	2,330		
W	TRANSIT	2016	TRANSIT	Receiving and Warehousing	Facilities Management	G-73017	21,764	1,905		
W	ROUGE	2022	ROUGE	Office of Admissions	Academic Recruitment	G92618	4,633	4,438		
W	ROUGE	2022	ROUGE	Office of Admissions	Academic Recruitment	692619	9,523	9,327		
W	ROUGE	2022	ROUGE	Office of Admissions	Academic Recruitment	G92620	20,477	20,281		

Vehicle Type: (P)assenger/(W)ork

**VEHICLE INVENTORY
AS OF JUNE 30, 2023**

University of Southern Mississippi (268-00)

Name of Agency

Vehicle Type	Vehicle Description	Model Year	Model	Person(s) Assigned To	Purpose/Use	Tag Number	Mileage on 6-30-2023	Average Miles per Year	Replacement Proposed	
									FY2024	FY2025
W	ROUGE	2022	ROUGE	Office of Admissions	Academic Recruitment	G92621	18,826	18,631		
W	FUSION	2011	FUSION	Office of Admissions	Academic Recruitment	G-56153	101,959	428		
W	CARAVAN	2013	CARAVAN	Office of Admissions	Academic Recruitment	G-61366	108,088	4,373		
W	CARAVAN	2013	CARAVAN	Office of Admissions	Academic Recruitment	G-61363	123,041	4,249		
W	FUSION	2012	FUSION	Office of Admissions	Academic Recruitment	G-61365	153,291	4,829		
W	CARAVAN	2018	CARAVAN	Office of Admissions	Academic Recruitment	G-82197	53,599	6,641		
W	CARAVAN	2018	CARAVAN	Office of Admissions	Academic Recruitment	G-82198	68,831	16,293		
W	CARAVAN	2018	CARAVAN	Office of Admissions	Academic Recruitment	G-82196	67,353	14,216		
W	CARAVAN	2018	CARAVAN	Office of Admissions	Academic Recruitment	G-82194	53,569	15,985		
P	RAM 1500	2023	RAM 1500	SOUTHERN REGIONAL PUBLIC SAFETY INSTITUTE	Law Enforcement	G-82195	40	0		
W	EXPEDITION	2006	EXPEDITION	SOUTHERN REGIONAL PUBLIC SAFETY INSTITUTE	Law Enforcement	G-82196	119,669	2,999		
P	F150 PICK UP	2002	F150 PICK UP	SOUTHERN REGIONAL PUBLIC SAFETY INSTITUTE	Law Enforcement	G-20927	116,323	917		
W	CROWN VICTORIAN	2003	CROWN VICTORIAN	SOUTHERN REGIONAL PUBLIC SAFETY INSTITUTE	Law Enforcement	G-24113	83,555	2,980		
W	Charger	2010	Charger	SOUTHERN REGIONAL PUBLIC SAFETY INSTITUTE	Law Enforcement	G-53688	40,946	0		
W	Charger	2010	Charger	SOUTHERN REGIONAL PUBLIC SAFETY INSTITUTE	Law Enforcement	G-55564	42,873	0		
W	CAPRICE	2014	CAPRICE	SOUTHERN REGIONAL PUBLIC SAFETY INSTITUTE	Law Enforcement	G-66572	52,012	4,351		
W	CROWN VICTORIAN	2008	CROWN VICTORIAN	SOUTHERN REGIONAL PUBLIC SAFETY INSTITUTE	Law Enforcement	G-74667	172,400	0		
W	CROWN VICTORIAN	2010	CROWN VICTORIAN	SOUTHERN REGIONAL PUBLIC SAFETY INSTITUTE	Law Enforcement	G-74663	163,053	417		
W	CROWN VICTORIAN	2008	CROWN VICTORIAN	SOUTHERN REGIONAL PUBLIC SAFETY INSTITUTE	Law Enforcement	G-74665	172,828	257		
W	CARAVAN	2005	CARAVAN	Social Work	Passenger	G-29873	155,574	869		
P	F15	2016	F150	PARKING AND TRANSPORTATION	Facilities Management	G-29874	123,727	853		
W	IMPALA	2013	Impala	PARKING AND TRANSPORTATION	Passenger	G-64109	37,001	4,591		
W	VERSA	2016	VERSA	PARKING AND TRANSPORTATION	Facilities Management	G-73711	27,992	3,374		

Vehicle Type: (P)assenger/(W)ork

**VEHICLE INVENTORY
AS OF JUNE 30, 2023**

University of Southern Mississippi (268-00)

Name of Agency

Vehicle Type	Vehicle Description	Model Year	Model	Person(s) Assigned To	Purpose/Use	Tag Number	Mileage on 6-30-2023	Average Miles per Year	Replacement Proposed	
									FY2024	FY2025
W	VERSA	2016	VERSA	PARKING AND TRANSPORTATION	Facilities Management	G-73710	26,996	3,225		
P	F250	2017	F250	PARKING MANAGEMENT	Facilities Management	G-77245	25,129	3,896		
W	ECONLONE	2009	ECONOLINE	BROADCASTING	Passenger	G-64807	137,977	2,882		
W	RAM 3500	2019	RAM 3500	OFFICE OF SCIENCE & TECH	Facilities Management	G-82434	12,814	3,141		
W	Pathfinder	2020	Pathfinder	Vice President of Research	Passenger	G-85662	19,098	5,131		

**VEHICLE POOL MEMBER LIST
2025 BUDGET REQUEST**

University of Southern Mississippi (268-00)

Name of Agency

**PRIORITY OF DECISION UNITS
FISCAL YEAR 2025**

University of Southern Mississippi (268-00)

Name of Agency

Program	Decision Unit	Object	Amount
----------------	----------------------	---------------	---------------

CAPITAL LEASES

University of Southern Mississippi (268-00)

Name of Agency

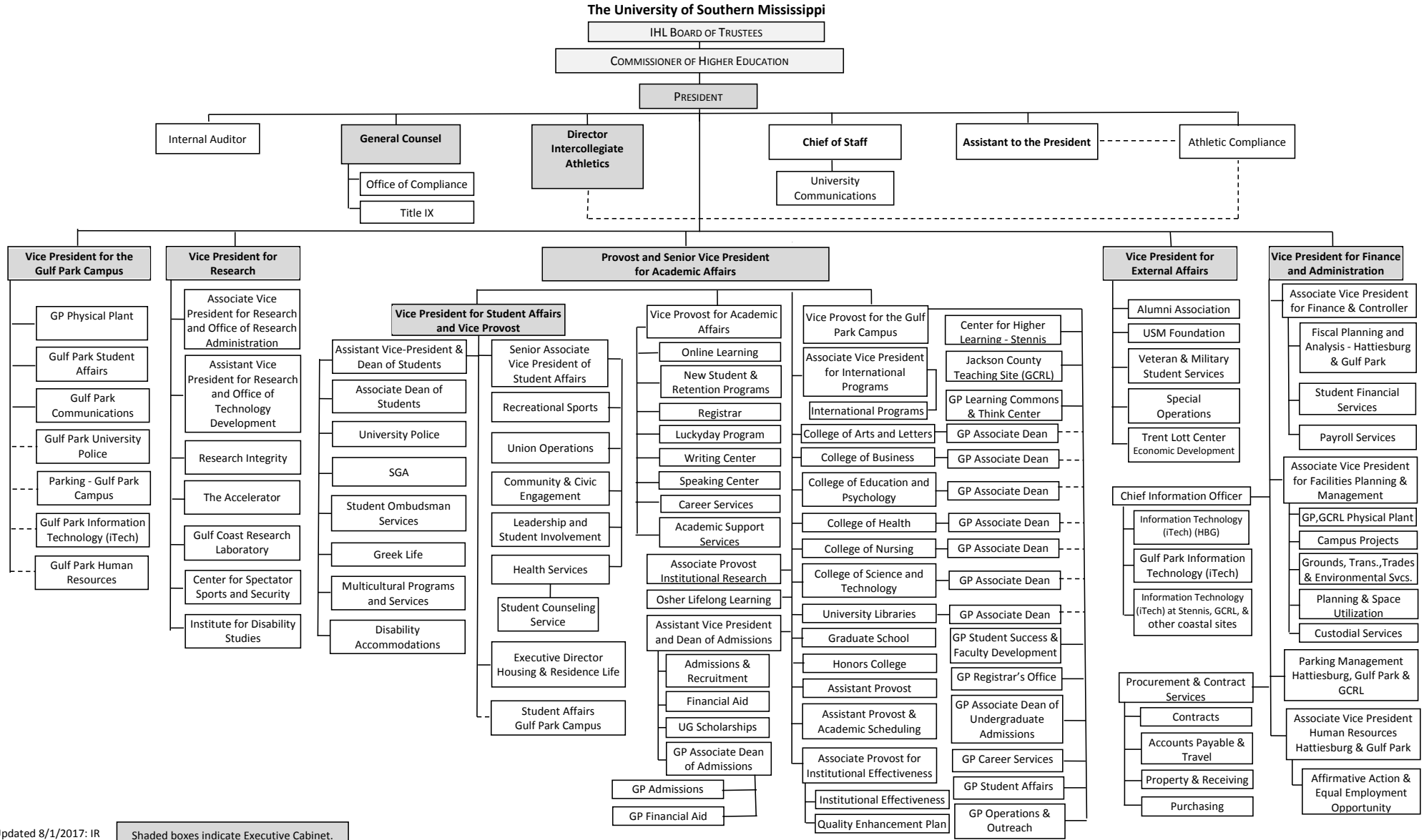
VENDOR/ ITEM LEASED	Original Date of Lease	Original No. of Months of Lease	No. of Months Remaining on 6-30-23	Last Payment Date	Interest Rate	Amount of Each Payment			Total of Payments To Be Made															
						Actual FY 2023			Estimated FY 2024			Requested FY 2025												
						Principal	Interest	Total	Principal	Interest	Total	Principal	Interest	Total										

Summary of 3% General Fund Program Reduction to FY 2024 Appropriated Funding by Major Object

University of Southern Mississippi (268-00)

Name of Agency

Major Object	FY2024 General Fund Reduction	EFFECT ON FY2024 STATE SUPPORT SPECIAL FUNDS	EFFECT ON FY2024 FEDERAL FUNDS	EFFECT ON FY2024 OTHER SPECIAL FUNDS	TOTAL 3% REDUCTIONS
SALARIES, WAGES, FRINGE	(2,054,986)				(2,054,986)
TRAVEL					
CONTRACTUAL					
COMMODITIES					
OTHER THAN EQUIPMENT					
EQUIPMENT					
VEHICLES					
WIRELESS COMM. DEVS.					
SUBSIDIES, LOANS, ETC					
TOTALS	(2,054,986)				(2,054,986)





Updated 8/1/2017: IR

Shaded boxes indicate Executive Cabinet.

Schedule A
Salaries and Wages

Agency: USM - Hattiesburg Campus 268-00

	Actual Expenses		Estimated Expenses		Required for	
	FY Ending		FY Ending		FY Ending	
	June 30, 2023		June 29, 2024		June 30, 2025	
	FTE	Dollars	FTE	Dollars	FTE	Dollars
CURRENT POSITIONS:						
1100 - Exec, Admin & Managerial	201.00	8,802,170	196.00	10,487,909	196.00	10,487,909
1200 - Faculty						
9 month	584.00	38,789,184.00	606.00	46,217,857	606.00	46,217,857
12 month	25.00	1,650,604.00	26.00	1,966,718	26.00	1,966,718
Other	<u>12.00</u>	<u>825,302.00</u>	<u>14.00</u>	<u>983,359</u>	<u>14.00</u>	<u>983,359</u>
Total Faculty	621.00	41,265,089	645.00	49,167,934	645.00	49,167,934
1300 - Professional Non-faculty	373.00	17,418,372	427.00	20,754,234	427.00	20,754,234
1400 - Clerical and Secretarial	142.00	4,124,466	150.00	4,914,359	150.00	4,914,359
1500 - Technical & Paraprofessional	28.00	1,086,116	32.00	1,294,122	32.00	1,294,122
1600 - Skilled Crafts	39.00	901,242	40.00	1,073,842	40.00	1,073,842
1700 - Services/Maintenance	130.00	3,294,590	134.00	3,925,550	134.00	3,925,550
1800 - Students	<u>443.00</u>	<u>6,349,881</u>	<u>452.00</u>	<u>7,565,972</u>	<u>452.00</u>	<u>7,565,972</u>
TOTAL	1,977.00	83,241,926	2,076.00	99,183,923	2,076.00	99,183,923
NEW POSITIONS REQUIRED FOR FY 2025:					FTE	Dollars
1100 - Exec, Admin & Managerial					0.00	0
1200 - Faculty					0.00	0
9 month					0.00	0
12 month					0.00	0
Other					0.00	0
1300 - Professional Non-faculty					0.00	0
1400 - Clerical and Secretarial					0.00	0
1500 - Technical & Paraprofessional					0.00	0
1600 - Skilled Crafts					0.00	0
1700 - Services/Maintenance					0.00	0
1800 - Students					<u>0.00</u>	<u>0</u>
TOTAL	0.00	0				
PROMOTIONS, REALIGNMENTS, RECLASSIFICATIONS FOR FY 2025:					Dollars	
1100 - Exec, Admin & Managerial					0	
1200 - Faculty					0	
9 month					0	
12 month					0	
Other					0	
1300 - Professional Non-faculty					0	
1400 - Clerical and Secretarial					0	
1500 - Technical & Paraprofessional					0	
1600 - Skilled Crafts					0	
1700 - Services/Maintenance					0	
1800 - Students					<u>0</u>	
TOTAL	0					
GRAND TOTAL Salaries and Wages	1,977.00	83,241,926	2,076.00	99,183,923	2,076.00	99,183,923

BOARD OF TRUSTEES OF STATE
INSTITUTIONS OF HIGHER LEARNING
STATE OF MISSISSIPPI

Schedule A-1
Fringe Benefits

Agency: USM - Hattiesburg Campus 268-00

	Actual Expenses FY Ending 6/30/2023	Estimated Expenses FY Ending 6/29/2024	Continuation Required for FY Ending 6/30/2025
CURRENT POSITIONS:			
3910 - Employees' Retirement Matching	13,272,138	15,439,662	15,439,662
3920 - FICA Matching	5,611,725	6,663,066	6,663,066
3930 - Workers' Compensation	776,753	922,276	922,276
3940 - Health Insurance Contribution	5,623,417	8,058,660	8,058,660
3945 - GA Health Insurance Contribution	315,364	374,447	374,447
3950 - Group Life Insurance	81,135	96,335	96,335
3960 - Civil Service (Agriculture Units)	0	0	0
3970 - Unemployment Tax	134,536	159,741	159,741
3980 - Remission of Fees	9,847,771	10,629,988	10,629,988
3998 - Fringe Transfers	<u>32,500</u>	<u>38,589</u>	<u>38,589</u>
TOTAL Fringe Benefits for Continuing Employees	35,695,339	42,382,764	42,382,764
ESTIMATED FRINGE BENEFITS REQUIRED FOR NEW POSITIONS FOR FY 2025:			
3910 - Employees' Retirement Matching			0
3920 - FICA Matching			0
3930 - Workers' Compensation			0
3940 - Health Insurance Contribution			0
3950 - Group Life Insurance			0
3960 - Civil Service (Agriculture Units)			0
3970 - Unemployment Tax			0
3980 - Remission of Fees			0
TOTAL Fringe Benefits for New Positions			<u>0</u>
FRINGE BENEFITS FOR PROMOTIONS, REALIGNMENTS, RECLASSIFICATIONS FOR FY 2025:			
3910 - Employees' Retirement Matching			0
3920 - FICA Matching			0
3930 - Workers' Compensation			0
3940 - Health Insurance Contribution			0
3950 - Group Life Insurance			0
3960 - Civil Service (Agriculture Units)			0
3970 - Unemployment Tax			0
3980 - Remission of Fees			0
TOTAL Fringe Benefits for Promotions, etc.			<u>0</u>
GRAND TOTAL Fringe Benefits	35,695,339	42,382,764	42,382,764
SUBTOTAL SALARIES, WAGES & FRINGE BENEFITS	118,937,265	141,566,687	141,566,687
LESS VACANCY RATE	<u>0</u>	<u>-2,831,333</u>	<u>-2,831,333</u>
TOTAL SALARIES, WAGES & FRINGE BENEFITS	118,937,265	138,735,354	138,735,354

Agency Revenue Source Report - FY20 Data

As Required by HB 831, 2015 Legislative Session And SB 2387, 2016 Legislative Session

Agency Name University of Southern Mississippi - HB Campus

Budget Year 2023

State Support Sources Amount Received

General Funds 68,028,226

State Support Special Funds Amount Received

Education Enhancement Funds 14,097,442

Health Care Expendable Funds

Tobacco Control Funds

Capital Expense Funds 2,801,371

Budget Contingency Funds 0

Working Cash Stabilization Reserve Funds

Special Funds Amount Received

DFA Transfers 3,500,000.00

Sample Special Fund #2

Add Rows for Additional Special Funds

List all Federal Funds as its most specific level, such as an office or division, not the federal department.

Federal Funds Amount Received Action or results promised in order to receive funds

Sample Federal Fund #1 Fund Summaries should be available October 1, 2023

Sample Federal Fund #2

Description of any Maintenance of Effort agreements entered into with any federal agency or subdivision thereof

Add Rows for Additional Special Funds

Revenue from Tax, Fine or Fee Assessed

Sample Tax, Fine, Fee #1 Amount Assessed N/A

Copy Entire Section to Add New Item Amount Collected Fund Summaries should be available October 1, 2023

Authority to Collect Board Policy # 702.03 , Approval of Tuition, Fees, and other student charges

Method of Determining Assessment N/A

Method of Collection Board Policy # 702.03 , Approval of Tuition, Fees, and other student charges

Amt. & Purpose for which Expended Amount Purpose

Fund Summaries should be available October 1, 2023

Amount Transferred to General Fund

Authority for Transfer to General Fund

Amount Transferred to Another Entity

Authority for Transfer to Other Entity

Name of Other Entity

Fiscal Year-Ending Balance