OCTOBER 31, 2025

CIP Codes & Faculty Qualifications

Institutional Effectiveness

Improvement Through Insight

Will there be a recording of the session?

Yes! We will post the recording of the session.

Will the slides be sent out afterwards?

Yes! We will post the slides.
The slides contain links (blue font).

Will we get an email when the slides and recording are posted?

Yes! Everyone who is registered for the session will receive an email with the slides and recording link.

Have a question?

Drop it in the cauldron!

Due to time constraints, questions will not be answered during the session.

Ms. Claire Villarreal

Institutional Assessment Coordinator

Claire.Villarreal@usm.edu

Mr. JB Amacker

Institutional Effectiveness Data Coordinator

John.Amacker@usm.edu

Dr. Douglas Masterson

Senior Associate Provost for Institutional Success

Douglas.Masterson@usm.edu

AGENDA

- What are CIP codes?
- What are CIP codes used for?
- Why are CIP codes important?
- Faculty Qualifications
- Where are current CIP Codes?

What are CIP Codes?

Classification of Instructional Programs Codes

- Taxonomic scheme: 2-digit, 4-digit, 6-digit codes
- Each code has an associated title and definition
- Developed by the US Department of Education's National Center for Education Statistics (NCES) in 1980
- NCES reviews and modifies every 10 years

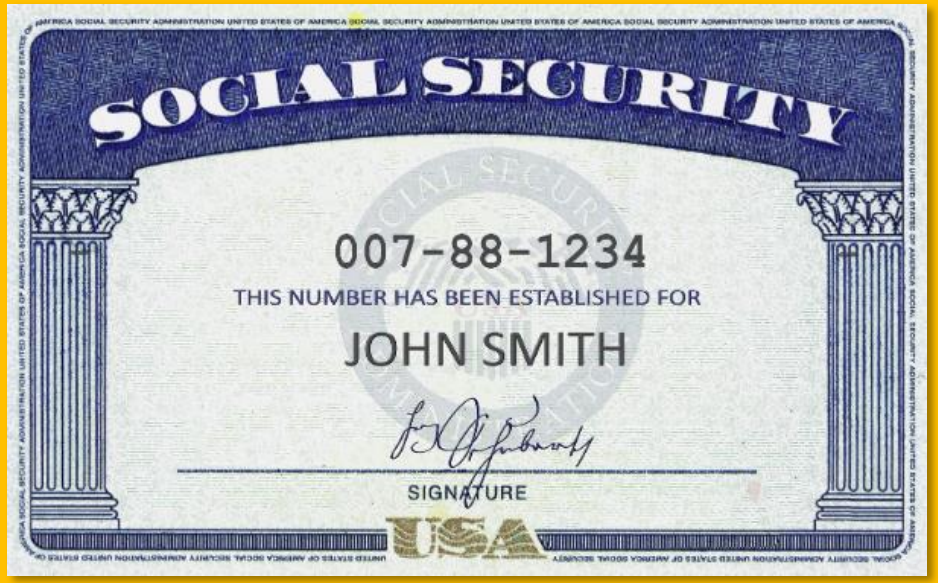

TAXONOMIC SCHEME

Detail for CIP Code 01

Print

Title: AGRICULTURAL/ANIMAL/PLANT/VETERINARY SCIENCE AND RELATED FIELDS.

Definition: Instructional programs that focus on agriculture, animal, plant, veterinary, and related sciences and that prepares individuals to apply specific knowledge, methods, and techniques to the management and performance of agricultural and veterinary operations.

Detail for CIP Code 01.05

Title: Agricultural and Domestic Animal Services.

Definition: Instructional content for this group of programs is defined in codes 01.0504 - 01.0599.

Detail for CIP Code 01.0509

Print

Title: Farrier Science.

Definition: A program of study that prepares individuals to become specialists in equine hoof care (farriers). Includes instruction in equine science, equine health and first aid, general horseshoeing, corrective horseshoeing, gait analysis, and metal forging techniques using gas or coal.

National Center for Education Statistics

TAXONOMIC SCHEME

2-digit Code

⬇

4-digit Code

⬇

6-digit Code

40) PHYSICAL SCIENCES.

- 40.01) Physical Sciences, General.
  - 40.0101) Physical Sciences, General.
- 40.02) Astronomy and Astrophysics.
  - 40.0201) Astronomy.
  - 40.0202) Astrophysics.
  - 40.0203) Planetary Astronomy and Science.
  - 40.0299) Astronomy and Astrophysics, Other.
- 40.04) Atmospheric Sciences and Meteorology.
  - 40.0401) Atmospheric Sciences and Meteorology, General.
  - 40.0402) Atmospheric Chemistry and Climatology.
  - 40.0403) Atmospheric Physics and Dynamics.
  - 40.0404) Meteorology.
  - 40.0499) Atmospheric Sciences and Meteorology, Other.
- 40.05) Chemistry.
  - 40.0501) Chemistry, General.
  - 40.0502) Analytical Chemistry.
  - 40.0503) Inorganic Chemistry.
  - 40.0504) Organic Chemistry.
  - 40.0506) Physical Chemistry.
  - 40.0507) Polymer Chemistry.
  - 40.0508) Chemical Physics.
  - 40.0509) Environmental Chemistry.
  - 40.0510) Forensic Chemistry.
  - 40.0511) Theoretical Chemistry.
  - 40.0512) Cheminformatics/Chemistry Informatics.
  - 40.0599) Chemistry, Other.



National Center for Education Statistics

WHAT IS ASSIGNED A CIP CODE?

College

School

CIP Discipline

CIP Academic Credential

CIP Course Prefix

CIP Course

What are CIP Codes used for, and why are they important?

STATE AND FEDERAL REPORTING: *IHL*

Programs are reported based on CIP code.

INSTDESC	CIP	DEGREE_CODE	DEGREE	PGM_TITLE
USM	510299	D	AuD...	Audiology
USM	260101	B	BS....	Biological Sciences
USM	260101	D	PhD...	Biological Sciences
USM	260101	M	MS....	Biological Sciences
USM	260102	M	MS....	Biomedical Sciences
USM	520201	B	BSBA..	Business Administration
USM	520201	M	MBA...	Business Administration
USM	307102	M	MS....	Business Analytics
USM	520101	C	CP....	Business Essentials
USM	520201	C	CP....	Business Management
USM	520999	C	CP....	Casino Resort Management and Marketing
USM	400501	B	BS....	Chemistry
USM	400501	D	PhD...	Chemistry
USM	400501	M	MS....	Chemistry

IHL Academic Program Inventory

STATE AND FEDERAL REPORTING: *IHL*

- Every time we propose, modify, or retire a degree or certificate, the IHL reviews it and requires a CIP code to classify it correctly.
- IHL requires us to submit course data, including course CIP codes.
- Program CIP determines:
  - Which peer programs across the state we're compared to.
  - How it's counted in IHL's reports to the Governor's Office, Legislature, and federal agencies.

STATE COMPARISONS: *DEGREE PRODUCTIVITY*

CIP: (All)
Institution Name: (All)
Degree Code: (All)

IHL Overall

CIP	Program Title	Institution Name	Degree Code	AY22	AY23	AY24	3Yr Total	3Yr Average
513801	Nursing	Alcorn State University	A	23	22	35	80	26.67
			B	39	36	40	115	38.33
		Delta State Unive..	B	46	46	59	151	50.33
		Mississippi University for Wo..	A	35	37	40	112	37.33
			B	379	357	312	1048	349.33
		University of Mis..	B	327	282	281	890	296.67
		University of Sou..	B	149	168	170	487	162.33

CIP: (All)

Degree Production

Degree Code	CIP	Institution Name	
		University of Southern Mississippi	28.0%
	513801	Alcorn State University	4.3%
		Delta State University	5.6%
		Mississippi University for Women	38.9%
		University of Mississippi Medical Center	33.1%
		University of Southern Mississippi	18.1%

Institutional Research > Faculty & Staff Data > Workbook: IHL Degree Production

STATE COMPARISONS: *DEGREE PRODUCTIVITY*

Taxpayers should know which graduates experience wage growth before investing taxpayer dollars into degree programs. Students should do the same.

As Mississippi's economy moves forward, its workforce needs change. Changing economic needs contribute to the income growth—or shrinkage—for public university graduates who work in Mississippi.[8] Analysts reviewed each degree program at Mississippi's public universities to determine how our state's economy has valued them over time.

One example of a degree program with significant income growth for graduates working in Mississippi has been Construction Management. These graduates boasted the largest entry-level income growth of any degree program from 2008 to 2020—from $37,626 to $60,859.[9] The median entry-level income for these Construction Management graduates increased by nearly 40%—nearly five times more than the median income for other new graduates increased during the same time. However, our state's public universities only produced 38 Construction Management graduates from 2015 to 2017 while approximately 1,400 entry-level Construction Management jobs were available in 2022. Figure 3 shows the degree programs with graduates who experienced the most dramatic entry-level income growth over time.

Plugging the Brain Drain: Investing in College Majors That Actually Work. September 2023. Shad White, State Auditor.

STATE COMPARISONS: *DEGREE PRODUCTIVITY*

USM's Construction Management BS

- **Old CIP and name**: 15.1001 (*Construction Engineering Technology/Technician*); Construction Engineering Technology BS

Construction Engineering Technology BS Graduates			
AY 2014-2015	AY 2015-2016	AY 2016-2017	AY 2017-2018
41	44	50	51

- USM did not "get credit" for construction management graduates because of the misaligned CIP code and name.
- **New CIP and name**: 52.2001 (*Construction Management, General*); Construction Management BS

STATE AND FEDERAL REPORTING: *IPEDS*

- The Integrated Postsecondary Education Data System (IPEDS) is the primary source of official data about U.S. colleges and universities.
  - Every institution that receives federal financial aid (Title IV funding) is required by law to submit data to IPEDS each year.
- When the university reports to IPEDS, all enrollments, degrees, and completions are categorized by CIP.
  - This is how the federal government determines how many degrees are awarded nationwide, as "major" names are not always consistent across institutions.

STATE AND FEDERAL REPORTING: *IPEDS*

https://nces.ed.gov/ipeds/institution-profile/176372

Completions 2022-23

Institution: University of Southern Mississippi (176372)

Completions CIP Data

CIP Code	Award Level	Major	Gender	U.S. Nonresident	Hispanic / Latino	American Indian or Alaska Native	Asian	Black or African American	Native Hawaiian or Other Pacific Islander	White	Two or more Races	Race/ ethnicity unknown	Total	Distance education program
03.0104 Environmental Science	7 - Master's degree	1	Men	0	0	0	0	0	0	1	0	0	1	
			Women	0	0	0	0	0	0	0	0	0	0	
			Total	0	0	0	0	0	0	1	0	0	1	No
04.0501 Interior Architecture	5 - Bachelor's degree	1	Men	0	0	0	0	0	0	2	0	0	2	
			Women	0	0	0	0	2	0	5	0	0	7	
			Total	0	0	0	0	2	0	7	0	0	9	No
09.0101 Speech Communication and Rhetoric	5 - Bachelor's degree	1	Men	0	0	1	0	2	0	5	0	0	8	
			Women	0	0	0	0	4	0	11	0	0	15	
			Total	0	0	1	0	6	0	16	0	0	23	No
09.0101 Speech Communication and Rhetoric	5 - Bachelor's degree	2	Men	0	0	0	0	0	0	1	0	0	1	
			Women	0	0	0	0	0	0	0	0	0	0	
			Total	0	0	0	0	0	0	1	0	0	1	No
09.0101 Speech Communication and Rhetoric	7 - Master's degree	1	Men	1	0	0	0	0	0	2	0	0	3	
			Women	1	0	0	0	0	0	2	0	0	3	
			Total	2	0	0	0	0	0	4	0	0	6	No
09.0101 Speech Communication and Rhetoric	17 - Doctor's degree - research / scholarship	1	Men	0	0	0	1	0	0	2	0	0	3	
			Women	2	0	0	1	2	0	3	0	0	8	
			Total	2	0	0	2	2	0	5	0	0	11	No

STATE AND FEDERAL REPORTING: *IPEDS*

- CIP code selection is important for IPEDS reporting because we want our programs and activities to be accurately compared against other similar programs.
- An inaccurate CIP can result in imbalanced comparisons that do not properly demonstrate our achievements.



https://nces.ed.gov/ipeds/institution-profile/176372

PROGRAM COMPARISONS: *COLLEGE NAVIGATOR*

[College Navigator]

Programs reported by CIP (IPEDS data)

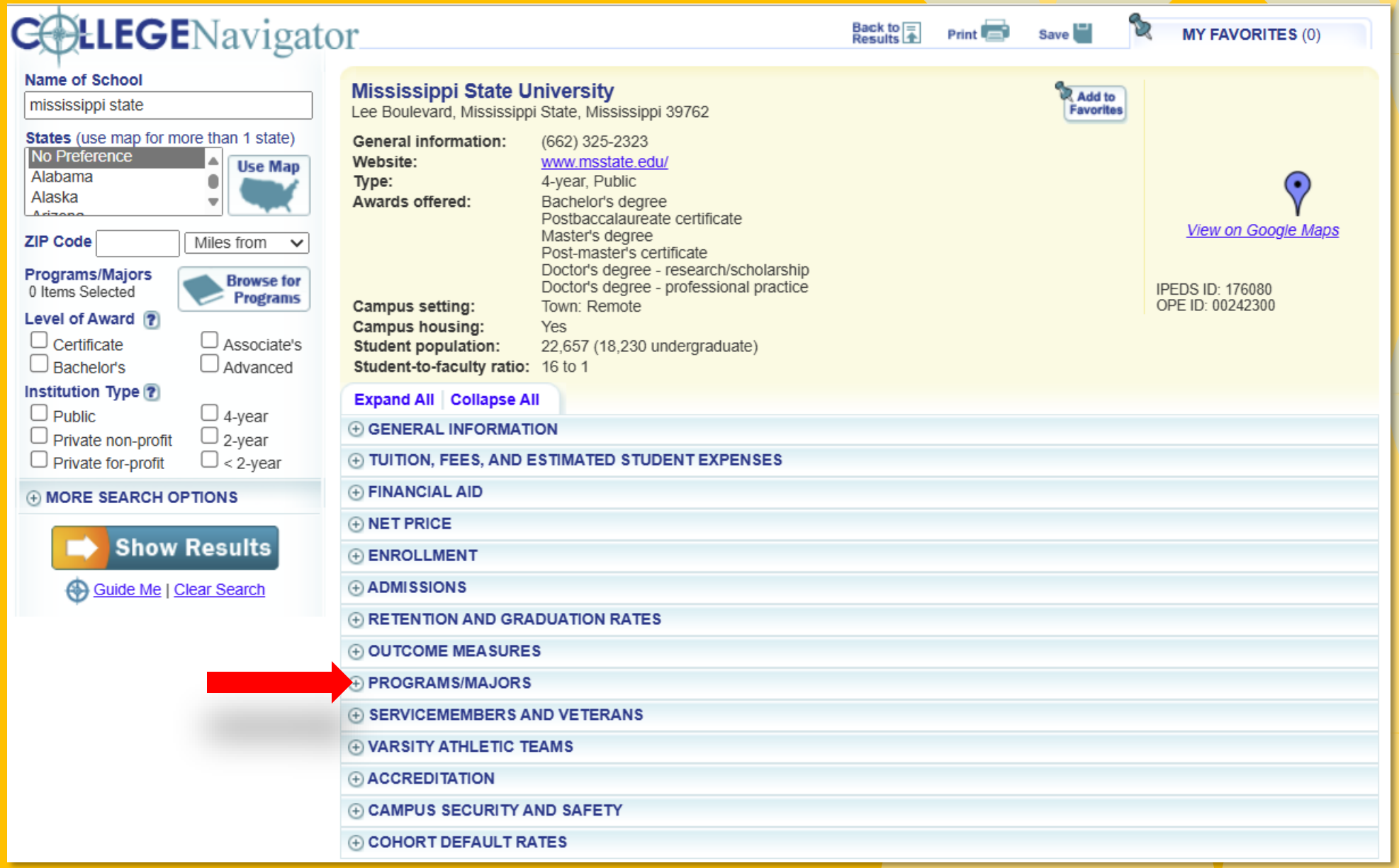

PROGRAM COMPARISONS: *COLLEGE NAVIGATOR*

Mississippi State University

Degrees reported by CIP

CIP title, not program title

PROGRAMS/MAJORS

COMPLETIONS (NUMBER OF AWARDS CONFERRED) 2023-2024

Completions are the number of awards conferred by program and award level.

PROGRAM	POSTGRADUATE CERTIFICATE	BACHELOR	MASTER	DOCTOR
Biological and Biomedical Sciences				
Biochemistry	-	104	-	-
Biology/Biological Sciences, General	0[d]	140	15	5
Botany/Plant Biology	-	-	20	6
Computational Biology	-	-	4	0
Medical Microbiology and Bacteriology	-	32	-	-
Molecular Biology	-	-	-	0
Toxicology	-	-	-	0
Zoology/Animal Biology, Other	-	-	7	3
Category total	**0[d]**	**276**	**46**	**14**

- Data shown are for first majors.
- (-) Program is not offered at this award level.
- [d] identifies programs and award levels that are offered as a distance education program. For program category totals, [d] is shown if one or more programs in the category are offered as a distance education program.

PROGRAM COMPARISON: *COLLEGE NAVIGATOR*

University of Southern Mississippi

CIP title, not program title

PROGRAMS/MAJORS

COMPLETIONS (NUMBER OF AWARDS CONFERRED) 2023-2024

Completions are the number of awards conferred by program and award level.

PROGRAM	POSTGRADUATE CERTIFICATE	BACHELOR	MASTER	DOCTOR
Biological and Biomedical Sciences				
Biology/Biological Sciences, General	-	-	97	5	6
Biomedical Sciences, General	-	-	-	5	-
Marine Biology and Biological Oceanography	-	-	25	10	4
Category total	**-**	**-**	**122**	**20**	**10**

- Data shown are for first majors.
- (-) Program is not offered at this award level.
- [d] identifies programs and award levels that are offered as a distance education program. For program category totals, [d] is shown if one or more programs in the category are offered as a distance education program.

PROGRAM COMPARISONS: *CURRICULAR ANALYTICS*

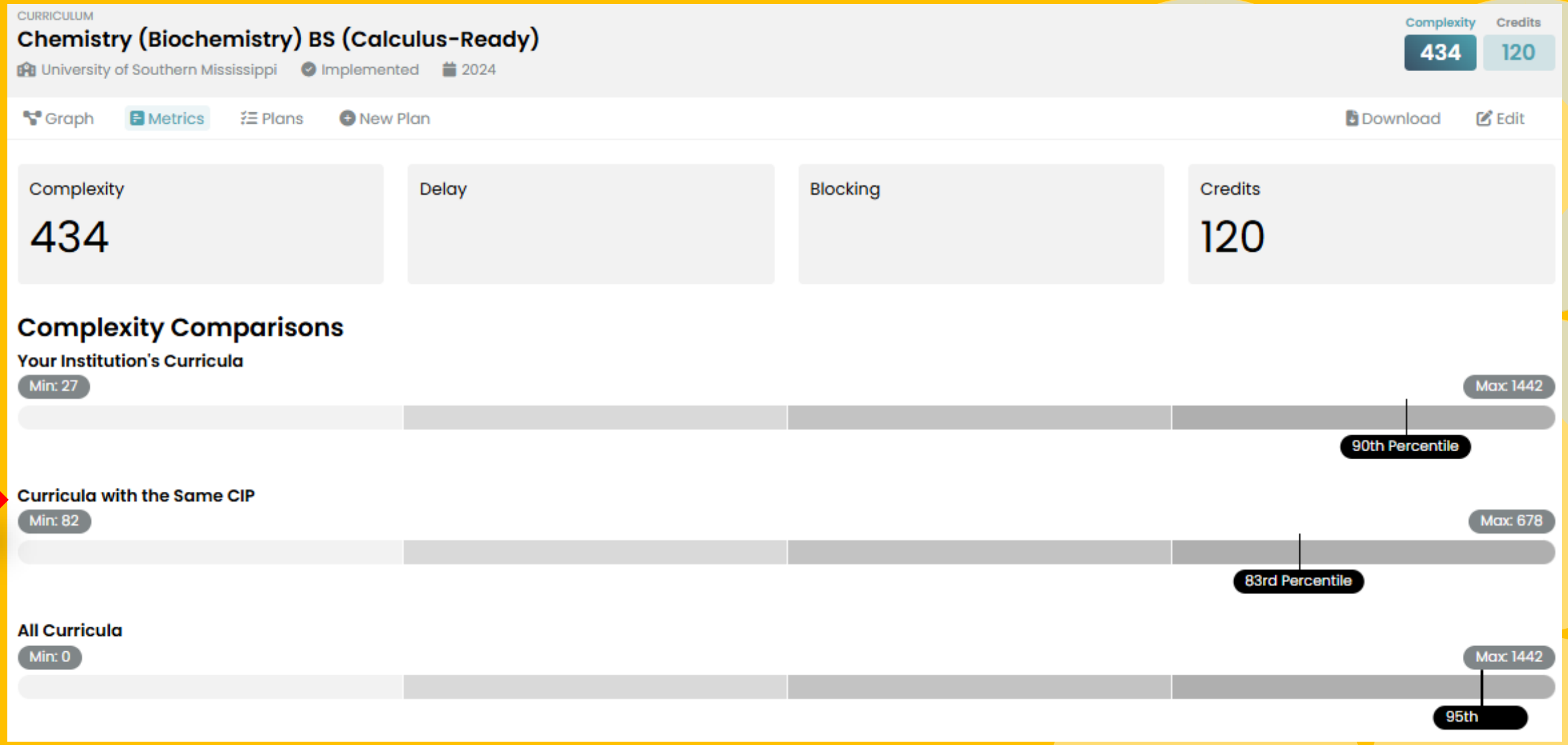

curricularanalytics.org

NATIONAL COMPARISONS:
JOB PLACEMENT & JOB OUTCOMES

[CIP SOC Crosswalk](#)
Matches 6-digit CIP Codes with Standard Occupational Classifications (SOC)

CIP2020Code	CIP2020Title	SOC2018Code	SOC2018Title
01.0509	Farrier Science.	25-1194	Career/Technical Education Teachers, Postsecondary
01.0509	Farrier Science.	39-2021	Animal Caretakers

[US Bureau of Labor Statistics Occupational Outlook Handbook](#)

Employment projections data for animal care and service workers, 2024–34

Occupational Title	SOC Code	Employment, 2024	Projected Employment, 2034	Change, 2024–34		Employment by Industry
				Percent	Numeric	
Animal care and service workers	39-2000	439,400	489,400	11	50,000	Get data
Animal trainers	39-2011	47,300	49,800	5	2,400	Get data
Animal caretakers	39-2021	392,100	439,600	12	47,600	Get data

SOURCE: U.S. Bureau of Labor Statistics, Employment Projections program

NATIONAL COMPARISONS: *GAINFUL EMPLOYMENT*

Title IV Funding Requirement:

- Degree production is reported at the individual student level based on CIP & credential (i.e., degree type).
- USM is required to submit this information to receive Title IV funding.
- Graduation data "lags;" in 2023-2024, data from 2015-2019 was submitted.

Gainful Employment:

- At the individual student-level, compare student's degree (6-digit CIPs), debt, and income (using tax records) to produce a ratio.
- Future initiative is to flag programs that do not meet set thresholds and take away Title IV funding.

Financial Value Transparency and Gainful Employment Information

Gainful Employment – US Department of Education

NATIONAL COMPARISONS: *FACULTY SALARY MARKET ANALYSIS*

CIP codes determine national faculty salary market analysis.

USM compares faculty salaries (by discipline employed under – i.e., discipline CIP) to other faculty salaries in the southern region of the U.S.

Salary Survey Data

Academic Discipline	Rank	# of Faculty	Minimum	Average	Maximum
[redacted]	Professor	1,034	$36,863	$122,267	$449,100
	Associate Professor	969	$34,290	$89,002	$199,100
	Assistant Professor	443	$41,820	$75,663	$163,200
	New Assistant Professor	79	$41,820	$75,298	$163,200
	Other (Non-tenure/Teaching Track)	2,514	$41,537	$62,299	$158,116

Faculty Salary Market Analysis available in HelioCampus.

NATIONAL COMPARISONS: *FACULTY SALARY MARKET ANALYSIS EXAMPLE*

Combined Disciplines: *Anthropology and Sociology*

Discipline CIP: 45.0201 (*Anthropology*)

Market salary average for Anthropology (45.0201) = $81,000

Market salary average for Sociology (45.1101) = $98,000

➡ Sociology faculty receive a lower salary compared to the national average.

➡ In Fall 2024, *Anthropology and Sociology* was split into two disciplines: *Anthropology* (45.0201) and *Sociology* (45.1101).

STEM DESIGNATIONS: *INTERNATIONAL ADMISSIONS*

[Department of Homeland Security STEM Designated Degree Program List]

- STEM designated degrees allow international students to remain in and work in the US for up to 3 years post-graduation without sponsorship.
- STEM designation is based on CIP code.

Example: Computational Sciences PhD

Modified CIP code in AY 2024-2025. Curriculog proposal memo:

"The current CIP code, 11.9999, does not reflect the curriculum of the program, in either title or definition. Furthermore, as this code is not classified as a STEM CIP code by DHS, its international graduates can only have 1 year of OPT, rather than 3 years for a STEM code. We request a change to a CIP code that has a title that exactly matches that of the program, and a definition that is consistent with the program's curriculum. As indicated in recent assessment reports, our recent output of graduates has been low; we believe a change to the CIP code will be helpful for recruitment, particularly of international students."

Faculty Qualifications

FACULTY QUALIFICATIONS

- When reviewing Faculty Qualifications Forms, we compare the CIP codes of faculty degrees and the CIP code associated with course prefixes.
- Each school produces a list of appropriate **standard qualification** CIP codes per prefix.
  - This does not mean you must have one of the standard CIPs, just that your degree will not be considered terminal without the correct CIP.

Faculty Credentials & Qualifications Manual

STANDARD QUALIFICATIONS: *TERMINAL DEGREES*

Standard Qualifications of Faculty (Terminal Degrees)

College	School	Discipline	Course Prefix
(All)	School of Mathematics ...	Chemistry and Bioche...	CHE

Course Prefix	Course Pre..	Terminal Degree	CIP Code
CHE	Chemistry and Biochemistry	PhD	14.4401
			26.0202
			26.0210
			26.0299
			40.05
			40.10

Institutional Research > Faculty & Staff Data > Workbook: Terminal Degrees

STANDARD QUALIFICATIONS: *TERMINAL DEGREES*



CIP Code	
14.4401	Engineering Chemistry
26.0202	Biochemistry
26.0210	Biochemistry and Molecular Biology
26.0299	Biochemistry, Biophysics and Molecular Biology
40.05	Analytical Chemistry; Chemical Physics; Cheminformatics/Chemistry Informatics; Chemistry, General; Chemistry, Other; Chemistry; Environmental Chemistry; Forensic Chemistry; Inorganic Chemistry; Organic Chemistry; Physical Chemistry; Polymer Chemistry; Theoretical Chemistry
40.10	Materials Science; Materials Chemistry; Materials Sciences, Other

Institutional Research > Faculty & Staff Data > Workbook: Terminal Degrees

Where are current CIP Codes?

CURRENT PROGRAM CIP CODES

CIP codes for programs can be found on USM's active program inventory.

[Institutional Research - Resources]

- "Active Programs, Plans, and Minors"

	A	B	C	D	E	F	G
1	College	School	Academic Plan	Campus	Plan Loc	Degree Level	CIP Code
2	College of Arts and Sciences	Biological,Envir, & Earth S	Biological Sciences (Biology Education) BS	HBG	HBG	Bachelors	26.0101
3	College of Arts and Sciences	Biological,Envir, & Earth S	Biological Sciences (Biology Education) BS	USMGC	GULF PARK	Bachelors	26.0101
4	College of Arts and Sciences	Biological,Envir, & Earth S	Biological Sciences (Biomedical Sciences) BS	HBG	HBG	Bachelors	26.0101
5	College of Arts and Sciences	Biological,Envir, & Earth S	Biological Sciences (Conservation Biology) BS	HBG	HBG	Bachelors	26.0101
6	College of Arts and Sciences	Biological,Envir, & Earth S	Biological Sciences (Microbiology) BS	HBG	HBG	Bachelors	26.0101

FACULTY DEGREE CIP CODES

- CIPs for faculty degrees are listed in Faculty Success (FS) education records
- *To view your degree CIPs:*
  - Log into F.S.
  - Click "Education"
  - Select the degree
  - Scroll and locate the "CIP" field

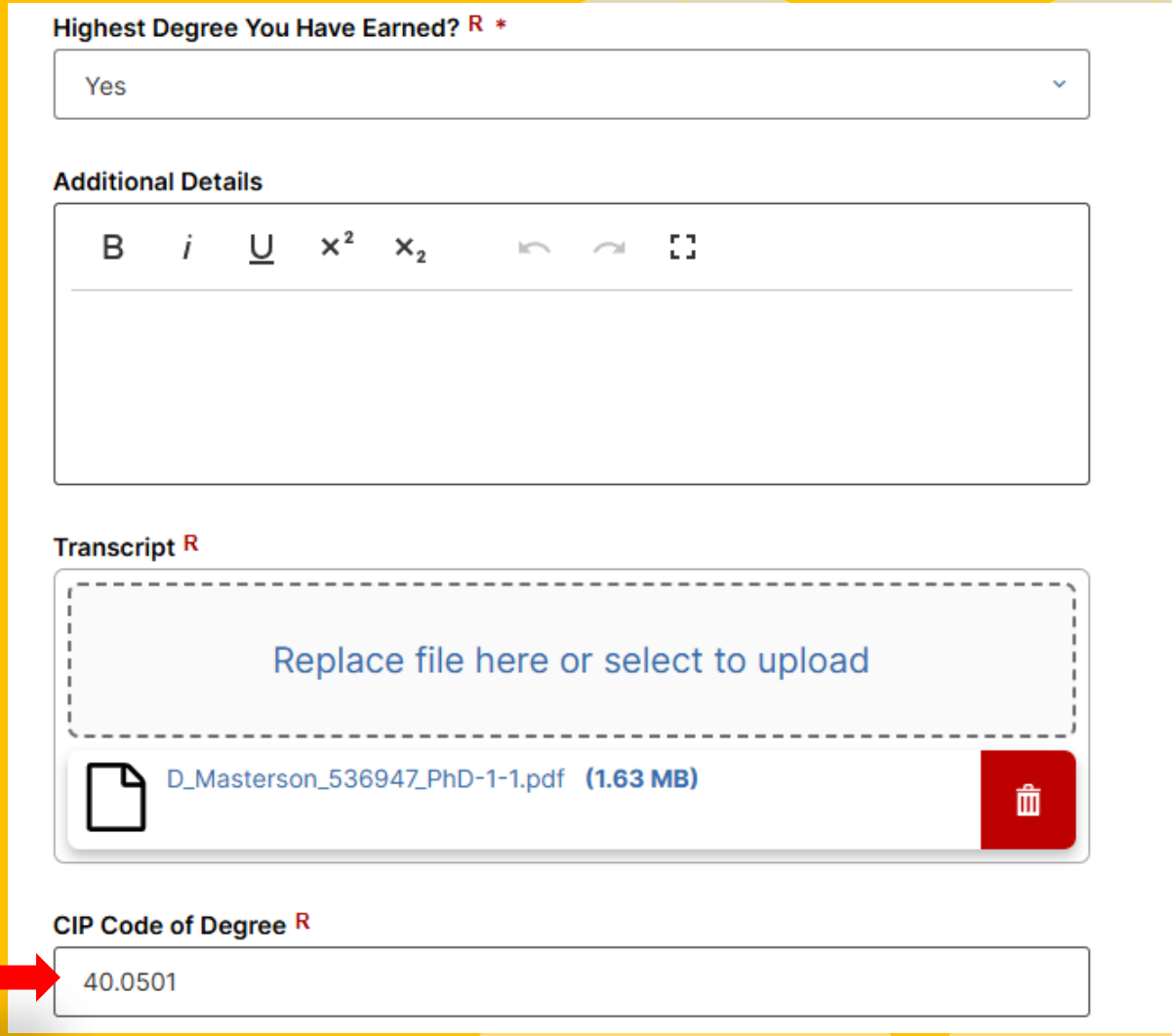

IS THIS THE MOST APPROPRIATE CIP?

- Search for key words on the NCES CIP website. This will show you all codes with descriptions that include a key word.
- Review the CIP descriptions for all potential matches.
- Consider how your CIP options are sorted, do the neighboring CIPs for one option seem closer than the other?

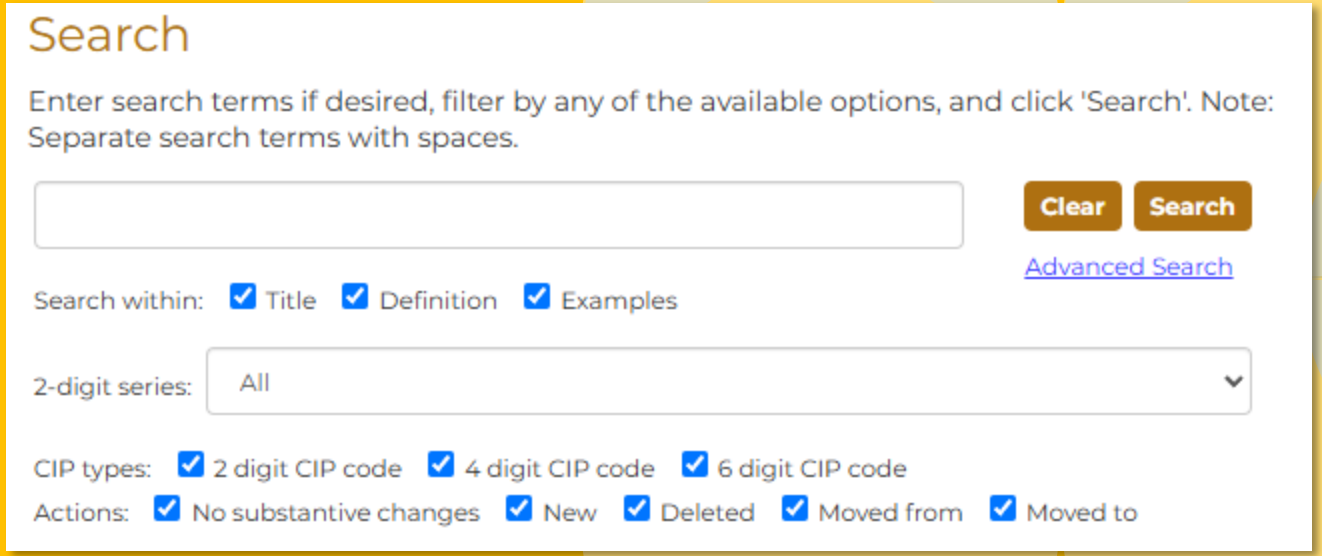

nces.ed.gov/ipeds/cipcode

HOW DO I DETERMINE WHAT A NEW CREDENTIAL'S CIP SHOULD BE?

Curriculum proposal forms provide step-by-step instructions for identifying and comparing CIP codes.

[Curriculog | Institutional Effectiveness | The University of Southern Mississippi]

Proposed CIP Code*

CIP Code Title*

CIP Code Definition*

Does the name of the program resemble the CIP Title?*

- Yes
- No

If "No," consider a different CIP or program name.

Does the CIP definition accurately describe the intended overall program curriculum?*

- Yes
- No

Is the CIP code already in use at USM?*

- Yes
- No

If "Yes" for major, consider a badge or certificate instead.

Is the CIP code already in use at other IHL institutions?*

- Yes
- No

If "Yes," indicate where the proposed program is currently offered within the state:*

WE'LL BE BACK...

Curricular Analytics: Visualizing Student Pathways

- November 7th

Deck the Data: Faculty Success Data Entry Workshop

- December 16th

Assessment Report Requirements

- Spring 2026

We'll be haunting your inbox with answers to cauldron questions!