

**F  
A  
C  
T  
B  
O  
O  
K**

**2  
0  
0  
7**

**/**

**2  
0  
0  
8**

# Faculty/Staff



THE UNIVERSITY OF SOUTHERN MISSISSIPPI  
FACULTY/STAFF PROFILE  
Academic Year 2007-08

**CHARACTERISTICS OF THE FULL-TIME FACULTY:5-YEAR PROFILE**

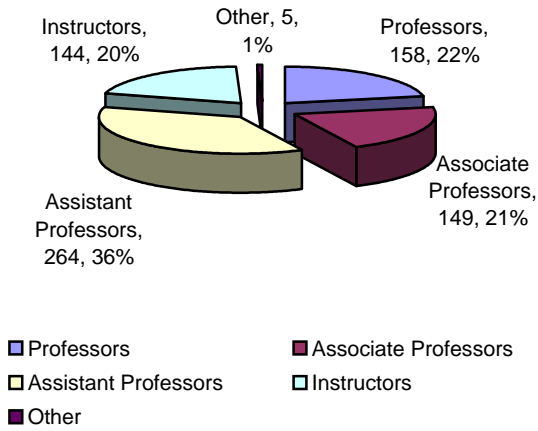
	2003	2004	2005	2006	2007
Full-Time Faculty	687	712	713	703	720
Professors	205	187	176	171	158
Associate Professors	144	152	153	148	149
Assistant Professors	169	228	242	247	264
Instructors	99	117	126	134	144
Other	70	28	16	3	5
Tenured	354	316	288	241	273
Tenure Track	178	201	226	215	234
Non Tenure Track	155	195	199	165	213
Doctorate/First Professional /Other Terminal Degree	483	510	540	554	554
Master's or Specialist	174	184	164	140	161
Bachelor's	4	5	3	3	4
Other	26	8	6	6	1
Male	418	414	420	412	412
Female	269	298	293	291	308
Caucasian	602	620	633	596	611
Asian	23	20	41	27	40
African American	10	24	25	26	27
American Indian	27	2	3	4	3
Hispanic	2	11	11	10	12
Non Resident Alien	23	35	0	40	25

SOURCE: Institutional Research, NCES/IPEDS

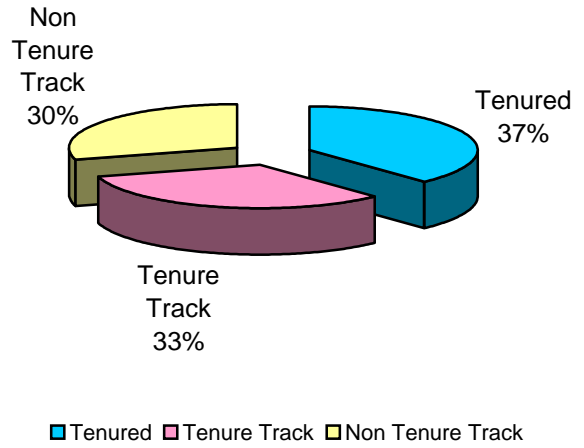
FAC\_USM.5YR

THE UNIVERSITY OF SOUTHERN MISSISSIPPI  
 FACULTY/STAFF PROFILE  
 Academic Year 2007-08

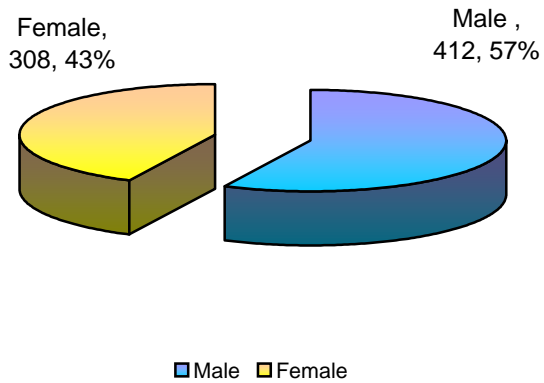
**Full-Time Faculty**



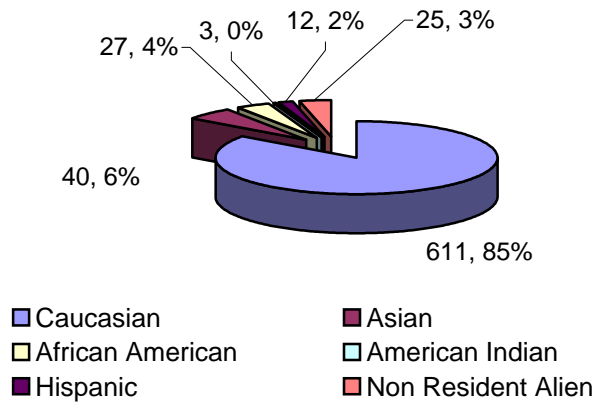
**Faculty/Tenure/Tenure Track/Non-Tenure**



**Gender**



**Ethnicity**



THE UNIVERSITY OF SOUTHERN MISSISSIPPI						
FACULTY/STAFF PROFILE						
Academic Year 2007-08						
Full-Time Faculty: (Instruction/Research/Public Service)			Hattiesburg and Gulf Coast Campus			
	Full Time		Gender		Ethnicity	
<b>HATTIESBURG</b>	All	<b>611</b>	Male	352	Caucasian	519
	Prof	138	Female	259	Afr. Amer	21
	Assoc	128			Hispanic	9
	Asst	227			Asian	34
	Inst	113			Native Amer	3
	Other	5			NRA	23
					Other	2
<b>USM GULF COAST</b>	All	<b>109</b>	Male	60	Caucasian	92
	Prof	20	Female	49	Afr. Amer	6
	Assoc	21			Hispanic	3
	Asst	37			Asian	6
	Inst	31			Native Amer	-
	Other	-			NRA	2
<b>COLLEGE OF ARTS AND LETTERS</b>	All	<b>218</b>	Male	133	Caucasian	190
	Prof	48	Female	85	Afr. Amer	4
	Assoc	48			Hispanic	8
	Asst	79			Asian	5
	Inst	38			Native Amer	-
	Other	5			NRA	10
					Other	1
Anthropology and Sociology	All	<b>11</b>	Male	5	Caucasian	10
	Prof	3	Female	6	Afr. Amer	-
	Assoc	3			Hispanic	-
	Asst	3			Asian	-
	Inst	2			Native Amer	-
	Other	-			NRA	1
Art/ Art Design	All	<b>16</b>	Male	6	Caucasian	14
	Prof	4	Female	10	Afr. Amer	-
	Assoc	6			Hispanic	-
	Asst	5			Asian	1
	Inst	1			Native Amer	-
	Other	-			NRA	1
English	All	<b>36</b>	Male	18	Caucasian	33
	Prof	5	Female	18	Afr. Amer	1
	Assoc	10			Hispanic	1
	Asst	9			Asian	-
	Inst	11			Native Amer	-
	Other	1			NRA	1

SOURCE: Institutional Research

FAC ALL

THE UNIVERSITY OF SOUTHERN MISSISSIPPI						
FACULTY/STAFF PROFILE						
Academic Year 2007-08						
Characteristics of Full-Time Faculty: Arts and Letters (Cont)						
	Full Time		Gender		Ethnicity	
Foreign Languages and Literatures	All	<b>19</b>	Male	5	Caucasian	13
	Prof	1	Female	14	Afr. Amer	-
	Assoc	4			Hispanic	4
	Asst	2			Asian	-
	Inst	12			Native Amer	-
	Other	-			NRA	2
History	All	<b>25</b>	Male	18	Caucasian	24
	Prof	5	Female	7	Afr. Amer	1
	Assoc	6			Hispanic	-
	Asst	9			Asian	-
	Inst	5			Native Amer	-
	Other	-			NRA	-
Mass Communication and Journalism	All	<b>16</b>	Male	13	Caucasian	12
	Prof	5	Female	3	Afr. Amer	1
	Assoc	-			Hispanic	-
	Asst	7			Asian	2
	Inst	1			Native Amer	-
	Other	3			NRA	1
Music	All	<b>42</b>	Male	30	Caucasian	37
	Prof	11	Female	12	Afr. Amer	1
	Assoc	8			Hispanic	2
	Asst	22			Asian	1
	Inst	1			Native Amer	-
	Other	-			NRA	1
Philosophy and Religion	All	<b>10</b>	Male	8	Caucasian	9
	Prof	2	Female	2	Afr. Amer	-
	Assoc	3			Hispanic	-
	Asst	3			Asian	-
	Inst	2			Native Amer	-
	Other	-			NRA	1
<b>SOURCE: Institutional Research</b>					<b>FAC ALL</b>	

THE UNIVERSITY OF SOUTHERN MISSISSIPPI						
FACULTY/STAFF PROFILE						
Academic Year 2007-08						
Characteristics of Full-Time Faculty: Arts and Letters (Cont)						
	Full Time		Gender		Ethnicity	
Political Science	All	<b>20</b>	Male	17	Caucasian	17
	Prof	3	Female	3	Afr. Amer	-
	Assoc	4			Hispanic	1
	Asst	10			Asian	-
	Inst	2			Native Amer	-
	Other	1			NRA	2
Speech Communication	All	<b>10</b>	Male	7	Caucasian	8
	Prof	6	Female	3	Afr. Amer	-
	Assoc	-			Hispanic	-
	Asst	3			Asian	1
	Inst	1			Native Amer	-
	Other	-			NRA	-
				Other	1	
Theatre and Dance	All	<b>13</b>	Male	6	Caucasian	13
	Prof	3	Female	7	Afr. Amer	-
	Assoc	4			Hispanic	-
	Asst	6			Asian	-
	Inst	-			Native Amer	-
	Other	-			NRA	-
Characteristics of Full-Time Faculty: Business						
	Full Time		Gender		Ethnicity	
<b>COLLEGE OF BUSINESS</b>	All	<b>67</b>	Male	45	Caucasian	52
	Prof	22	Female	22	Afr. Amer	4
	Assoc	16			Hispanic	-
	Asst	21			Asian	8
	Inst	8			Native Amer	-
	Other	-			NRA	2
				Other	1	
Accounting and Information Systems	All	<b>17</b>	Male	12	Caucasian	13
	Prof	6	Female	5	Afr. Amer	1
	Assoc	6			Hispanic	-
	Asst	3			Asian	3
	Inst	2			Native Amer	-
	Other	-			NRA	-
Economic Development and Planning	All		Male		Caucasian	
	Prof		Female		Afr. Amer	-
	Assoc				Hispanic	-
	Asst				Asian	-
	Inst				Native Amer	-
	Other				NRA	-
<b>SOURCE:</b> Institutional Research					<b>FAC ALL</b>	

THE UNIVERSITY OF SOUTHERN MISSISSIPPI  
FACULTY/STAFF PROFILE  
Academic Year 2007-08

**Characteristics of Full-Time Faculty: Business (Cont)**

		Full Time	Gender		Ethnicity	
Economic, Finance, and International Business	All	21	Male	18	Caucasian	17
	Prof	7	Female	3	Afr. Amer	1
	Assoc	5			Hispanic	-
	Asst	8			Asian	2
	Inst	1			Native Amer	-
	Other	-			NRA	1
Tourism Management	All	4	Male	1	Caucasian	3
	Prof	1	Female	3	Afr. Amer	-
	Assoc	1			Hispanic	-
	Asst	-			Asian	1
	Inst	2			Native Amer	-
	Other	-			NRA	-
Management and Marketing	All	25	Male	14	Caucasian	19
	Prof	8	Female	11	Afr. Amer	2
	Assoc	4			Hispanic	-
	Asst	10			Asian	2
	Inst	3			Native Amer	-
	Other	-			NRA	1
				Other	1	

SOURCE: Institutional Research

FAC ALL

THE UNIVERSITY OF SOUTHERN MISSISSIPPI						
FACULTY/STAFF PROFILE						
Academic Year 2007-08						
Characteristics of Full-Time Faculty: Education & Psychology						
	Full Time		Gender		Ethnicity	
<b>COLLEGE OF EDUCATION AND PSYCHOLOGY</b>	All	<b>120</b>	Male	47	Caucasian	108
	Prof	14	Female	73	Afr. Amer	4
	Assoc	30			Hispanic	1
	Asst	60			Asian	5
	Inst	16			Native Amer	1
	Other	-			NRA	1
Child and Family Studies	All	<b>10</b>	Male	4	Caucasian	10
	Prof	-	Female	6	Afr. Amer	-
	Assoc	3			Hispanic	-
	Asst	5			Asian	-
	Inst	2			Native Amer	-
	Other	-			NRA	-
Curriculum, Instruction and Special Education	All	<b>30</b>	Male	5	Caucasian	29
	Prof	2	Female	25	Afr. Amer	1
	Assoc	6			Hispanic	-
	Asst	13			Asian	-
	Inst	9			Native Amer	-
	Other	-			NRA	-
Educational Leadership and Research	All	<b>24</b>	Male	9	Caucasian	20
	Prof	2	Female	15	Afr. Amer	2
	Assoc	6			Hispanic	1
	Asst	14			Asian	-
	Inst	2			Native Amer	-
	Other	-			NRA	1
Library and Information Science	All	<b>9</b>	Male	1	Caucasian	8
	Prof	-	Female	8	Afr. Amer	-
	Assoc	2			Hispanic	-
	Asst	6			Asian	1
	Inst	1			Native Amer	-
	Other	-			NRA	-
Psychology	All	<b>36</b>	Male	23	Caucasian	32
	Prof	9	Female	13	Afr. Amer	1
	Assoc	10			Hispanic	-
	Asst	15			Asian	2
	Inst	2			Native Amer	1
	Other	-			NRA	-
Technology Education	All	<b>10</b>	Male	4	Caucasian	8
	Prof	1	Female	6	Afr. Amer	-
	Assoc	2			Hispanic	-
	Asst	7			Asian	2
	Inst	-			Native Amer	-
	Other	-			NRA	-

SOURCE: Institutional Research

FAC ALL

THE UNIVERSITY OF SOUTHERN MISSISSIPPI						
FACULTY/STAFF PROFILE						
Academic Year 2007-08						
Characteristics of Full-Time Faculty: Health						
	Full Time		Gender		Ethnicity	
<b>COLLEGE OF HEALTH</b>	All	<b>130</b>	Male	41	Caucasian	114
	Prof	21	Female	89	Afr. Amer	10
	Assoc	25			Hispanic	1
	Asst	33			Asian	2
	Inst	51			Native Amer	1
	Other	-			NRA	2
Community Health	All	<b>20</b>	Male	8	Caucasian	15
	Prof	3	Female	12	Afr. Amer	3
	Assoc	6			Hispanic	-
	Asst	4			Asian	2
	Inst	7			Native Amer	-
	Other	-			NRA	-
Human Performance and Recreation	All	<b>27</b>	Male	19	Caucasian	25
	Prof	1	Female	8	Afr. Amer	-
	Assoc	7			Hispanic	1
	Asst	8			Asian	-
	Inst	11			Native Amer	-
	Other	-			NRA	1
Medical Technology	All	<b>7</b>	Male	-	Caucasian	6
	Prof	3	Female	7	Afr. Amer	1
	Assoc	1			Hispanic	-
	Asst	1			Asian	-
	Inst	2			Native Amer	-
	Other	-			NRA	-
Nursing	All	<b>42</b>	Male	-	Caucasian	38
	Prof	4	Female	42	Afr. Amer	3
	Assoc	4			Hispanic	-
	Asst	10			Asian	-
	Inst	24			Native Amer	1
	Other	-			NRA	-
Nutrition and Food Systems	All	<b>9</b>	Male	1	Caucasian	9
	Prof	1	Female	8	Afr. Amer	-
	Assoc	4			Hispanic	-
	Asst	3			Asian	-
	Inst	1			Native Amer	-
	Other	-			NRA	-
<b>SOURCE: Institutional Research</b>					<b>FAC ALL</b>	

THE UNIVERSITY OF SOUTHERN MISSISSIPPI						
FACULTY/STAFF PROFILE						
Academic Year 2007-08						
Characteristics of Full-Time Faculty: Health (Cont)						
Social Work	All	<b>13</b>	Male	5	Caucasian	9
	Prof	4	Female	8	Afr. Amer	3
	Assoc	-			Hispanic	-
	Asst	4			Asian	-
	Inst	5			Native Amer	-
	Other	-			NRA	1
Speech and Hearing Sciences	All	<b>12</b>	Male	8	Caucasian	12
	Prof	5	Female	4	Afr. Amer	-
	Assoc	3			Hispanic	-
	Asst	3			Asian	-
	Inst	1			Native Amer	-
	Other	-			NRA	-
Characteristics of Full-Time Faculty: Science & Technology						
	Full Time		Gender		Ethnicity	
<b>COLLEGE OF SCIENCE AND TECHNOLOGY</b>	All	<b>179</b>	Male	143	Caucasian	143
	Prof	53	Female	36	Afr. Amer	4
	Assoc	30			Hispanic	2
	Asst	67			Asian	20
	Inst	29			Native Amer	1
	Other	-			NRA	9
Adminstration of Justice	All	<b>8</b>	Male	6	Caucasian	7
	Prof	1	Female	2	Afr. Amer	-
	Assoc	3			Hispanic	-
	Asst	3			Asian	1
	Inst	1			Native Amer	-
	Other	-			NRA	-
Biological Sciences	All	<b>26</b>	Male	20	Caucasian	23
	Prof	4	Female	6	Afr. Amer	-
	Assoc	7			Hispanic	-
	Asst	11			Asian	3
	Inst	4			Native Amer	-
	Other	-			NRA	-
Chemistry and Biochemistry	All	<b>16</b>	Male	14	Caucasian	11
	Prof	5	Female	2	Afr. Amer	1
	Assoc	3			Hispanic	-
	Asst	6			Asian	2
	Inst	2			Native Amer	1
	Other	-			NRA	1
Coastal Sciences	All	<b>7</b>	Male	6	Caucasian	7
	Prof	7	Female	1	Afr. Amer	-
	Assoc	-			Hispanic	-
	Asst	-			Asian	-
	Inst	-			Native Amer	-
	Other	-			NRA	-
<b>SOURCE: Institutional Research</b>					<b>FAC ALL</b>	

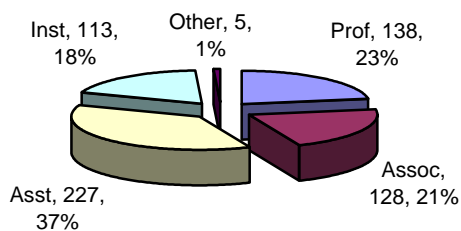
THE UNIVERSITY OF SOUTHERN MISSISSIPPI						
FACULTY/STAFF PROFILE						
Academic Year 2007-08						
Characteristics of Full-Time Faculty: Science & Technology (Cont)						
	Full Time		Gender		Ethnicity	
School of Computing	All	27	Male	22	Caucasian	19
	Prof	2	Female	5	Afr. Amer	-
	Assoc	5			Hispanic	-
	Asst	14			Asian	6
	Inst	6			Native Amer	-
	Other	-			NRA	2
School of Construction	All	13	Male	12	Caucasian	9
	Prof	3	Female	1	Afr. Amer	-
	Assoc	2			Hispanic	2
	Asst	5			Asian	1
	Inst	3			Native Amer	-
	Other	-			NRA	1
Economic Development and Planning	All	8	Male	6	Caucasian	8
	Prof	2	Female	2	Afr. Amer	-
	Assoc	1			Hispanic	-
	Asst	5			Asian	-
	Inst	-			Native Amer	-
	Other	-			NRA	-
Geography & Geology	All	11	Male	9	Caucasian	11
	Prof	2	Female	2	Afr. Amer	-
	Assoc	1			Hispanic	-
	Asst	6			Asian	-
	Inst	2			Native Amer	-
	Other	-			NRA	-
Marine Sciences	All	14	Male	12	Caucasian	11
	Prof	7	Female	2	Afr. Amer	-
	Assoc	3			Hispanic	-
	Asst	2			Asian	1
	Inst	2			Native Amer	-
	Other	-			NRA	2
Mathematics	All	22	Male	13	Caucasian	16
	Prof	6	Female	9	Afr. Amer	1
	Assoc	4			Hispanic	-
	Asst	5			Asian	3
	Inst	7			Native Amer	-
	Other	-			NRA	2
SOURCE: Institutional Research					FAC ALL	

THE UNIVERSITY OF SOUTHERN MISSISSIPPI  
 FACULTY/STAFF PROFILE  
 Academic Year 2007-08

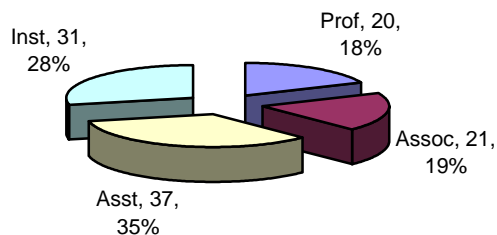
**Characteristics of Full-Time Faculty: Science & Technology (Cont)**

Physics and Astronomy	All	<b>10</b>	Male	9	Caucasian	5
	Prof	5	Female	1	Afr. Amer	1
	Assoc	1			Hispanic	-
	Asst	4			Asian	3
	Inst	-			Native Amer	-
	Other	-			NRA	1
Polymers and High Performance Materials	All	<b>14</b>	Male	13	Caucasian	13
	Prof	9	Female	1	Afr. Amer	1
	Assoc	-			Hispanic	-
	Asst	4			Asian	-
	Inst	1			Native Amer	-
	Other	-			NRA	-
Science Education	All	<b>3</b>	Male	1	Caucasian	3
	Prof	-	Female	2	Afr. Amer	-
	Assoc	-			Hispanic	-
	Asst	2			Asian	-
	Inst	1			Native Amer	-
	Other	-			NRA	-

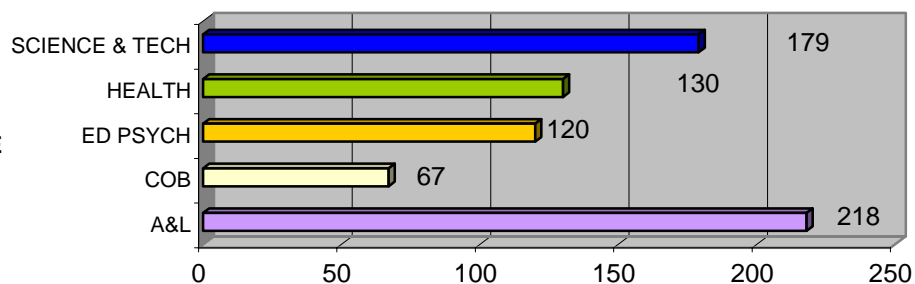
**Hattiesburg Campus**



**Gulf Coast Campus**



**FACULTY BY COLLEGE**



SOURCE: Institutional Research

FAC ALL

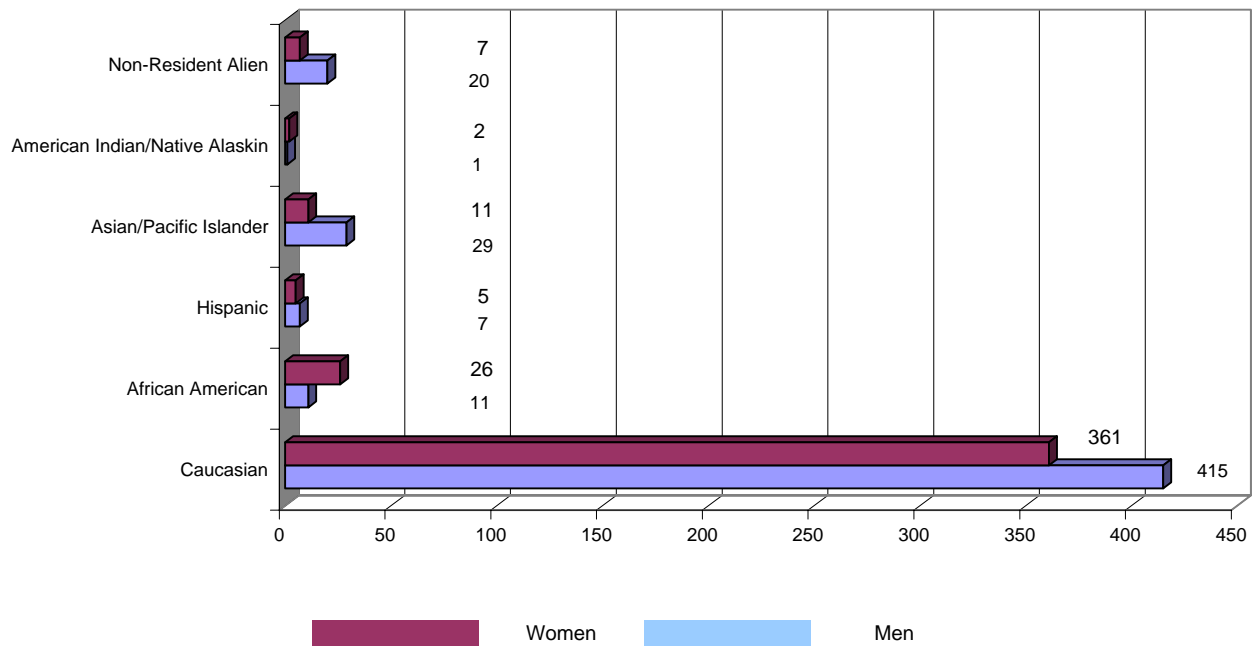
THE UNIVERSITY OF SOUTHERN MISSISSIPPI  
 FACULTY/STAFF PROFILE  
 Academic Year 2007-08

FACULTY BY RACE/ETHNICITY, CONTRACT TYPE, & GENDER (Instruction/Research/Public Service)

Race/Ethnicity	9/10 Month Contracts		11/12 Month Contracts		Totals	
	Men	Women	Men	Women	Men	Women
Caucasian	315	234	100	127	415	361
African American	4	18	7	8	11	26
Hispanic	7	5	-	-	7	5
Asian/Pacific Islander	27	11	2	-	29	11
American Indian/Native Alaskan	1	1	-	1	1	2
Non-Resident Alien	16	7	4	-	20	7
Other	1	2	1	2	2	4
<b>Grand Totals</b>	<b>649</b>		<b>252</b>		<b>901</b>	

Source: Institutional Research/IPEDS

STAFF.GEN.RACE



Source: IPEDS Survey 2, Form 5, Part A NCES

STAFF.GEN.RACE

THE UNIVERSITY OF SOUTHERN MISSISSIPPI  
FACULTY/STAFF PROFILE  
Academic Year 2007-08

FULL-TIME EMPLOYEES BY POSITION & RACE/ETHNICITY (by primary function/occupational activity)

Race/Ethnicity	Faculty (Intr./ Rsrch/Pub Serv.)	Executive, Admin., Managerial	Other Professionals	Technical, Paraprofess.	Clerical, Secretarial	Skilled Crafts	Service, Maintenance	Totals
<b>MEN</b>								
Caucasian	350	27	259	21	66	62	53	488
African American	7	2	26	2	2	8	65	105
Hispanic	7	-	2	-	2	-	1	5
Asian/Pacific Islander	29	1	11	-	-	-	-	12
American Indian/Native Alaskan	1	-	-	-	-	-	1	1
Non-Resident Alien	18	-	18	-	-	-	-	18
<b>Totals</b>	<b>412</b>	<b>30</b>	<b>316</b>	<b>23</b>	<b>70</b>	<b>70</b>	<b>120</b>	<b>629</b>
<b>WOMEN</b>								
Caucasian	261	23	372	241	37	2	27	963
African American	20	2	68	69	3	-	81	243
Hispanic	5	-	2	2	-	-	-	9
Asian/Pacific Islander	11	-	6	2	1	-	-	20
American Indian/Native Alaskan	2	-	-	-	-	-	-	2
Non-Resident Alien	7	-	5	1	-	-	-	13
Other	2	-	1	-	-	-	-	3
<b>Totals</b>	<b>308</b>	<b>25</b>	<b>454</b>	<b>315</b>	<b>41</b>	<b>2</b>	<b>108</b>	<b>1253</b>
<b>Grand Totals</b>	<b>720</b>	<b>55</b>	<b>770</b>	<b>338</b>	<b>111</b>	<b>72</b>	<b>228</b>	<b>1882</b>

Source: IPEDS Survey 2, Form 5, Part B NCES

FTE.POS.RACE

THE UNIVERSITY OF SOUTHERN MISSISSIPPI  
FACULTY/STAFF PROFILE  
Academic Year 2007-08

PART-TIME EMPLOYEES BY GENDER, RACE, & POSITION

Gender/Race/Ethnicity	Faculty (Intr./ Rsrch/Pub Serv.)	Student Instruction /Research Assistance	Exec/Admin/ Manag.	Other Prof.	Tech/ Paraprof.	Clerical/ Secret.	Skilled Crafts	Serv./ Maint.	Totals
Caucasian	67	205	2	26	6	8	1	23	338
African American	4	14	-	-	1	1	-	5	25
Hispanic	-	6	-	-	-	-	-	-	6
Asian/Pacific Islander	-	2	-	-	-	-	-	-	2
American Indian/Native Alaskan	-	1	-	-	-	-	-	-	1
Non-Resident Alien	2	99	-	-	-	-	-	-	101
Other	2	7	-	5	-	-	-	-	14
<b>Total Men</b>	<b>75</b>	<b>334</b>	<b>2</b>	<b>31</b>	<b>7</b>	<b>9</b>	<b>1</b>	<b>28</b>	<b>487</b>
Caucasian	100	213	-	66	38	11	-	17	445
African American	6	22	-	3	6	-	-	5	42
Hispanic	-	7	-	-	1	-	-	1	9
Asian/Pacific Islander	-	5	-	-	-	-	-	-	5
American Indian/Native Alaskan	-	2	-	-	-	-	-	-	2
Non-Resident Alien	-	60	-	-	-	-	-	-	60
Other	2	10	-	1	-	-	-	-	13
<b>Total Women</b>	<b>108</b>	<b>319</b>	<b>0</b>	<b>70</b>	<b>45</b>	<b>11</b>	<b>0</b>	<b>23</b>	<b>576</b>
<b>Grand Totals</b>	<b>183</b>	<b>653</b>	<b>2</b>	<b>101</b>	<b>52</b>	<b>20</b>	<b>1</b>	<b>51</b>	<b>1063</b>

Source: IPEDS Survey 2, Form 5, Part D NCES

PT.POS.RACE

THE UNIVERSITY OF SOUTHERN MISSISSIPPI  
FACULTY/STAFF PROFILE  
Academic Year 2007-08

**FULL-TIME FACULTY WITH TENURE: BY GENDER, RACE, & RANK (Primary Instruction/Research/Public Service)**

Gender/Race/Ethnicity	Professors	Associate Professors	Assistant Professors	Instructors	Lecturers	Other Faculty	Totals
<b>Men</b>							
Caucasian	107	54	4	-	-	-	165
African American	3	1	1	-	-	-	5
Hispanic	-	-	-	-	-	-	0
Asian/Pacific Islander	8	2	-	-	-	-	10
American Indian/Native Alaskan	-	-	-	-	-	-	0
Non-Resident Alien	3	5	-	-	-	-	8
<b>Total Men</b>	<b>121</b>	<b>62</b>	<b>5</b>	<b>0</b>	<b>0</b>	<b>0</b>	<b>188</b>
<b>Women</b>							
Caucasian	30	44	5	-	-	-	79
African American	1	2	-	-	-	-	3
Hispanic	-	-	-	-	-	-	0
Asian/Pacific Islander	-	1	-	-	-	-	1
American Indian/Native Alaskan	-	2	-	-	-	-	2
Non-Resident Alien	-	-	-	-	-	-	0
<b>Total Women</b>	<b>31</b>	<b>49</b>	<b>5</b>	<b>0</b>	<b>0</b>	<b>0</b>	<b>85</b>
<b>Grand Totals</b>	<b>152</b>	<b>111</b>	<b>10</b>	<b>0</b>	<b>0</b>	<b>0</b>	<b>273</b>

Source: IPEDS Survey 2, Form 5, Part F NCES

FAC.TENURE

**FULL-TIME NON-TENURED FACULTY ON TENURE TRACK: BY GENDER, RACE, & RANK**

Gender/Race/Ethnicity	Professors	Associate Professors	Assistant Professors	Instructors	Lecturers	Other Faculty	Totals
<b>Men</b>							
Caucasian	1	17	94	-	-	-	112
African American	-	-	2	-	-	-	2
Hispanic	-	1	3	-	-	-	4
Asian/Pacific Islander	-	1	14	-	-	-	15
American Indian/Native Alaskan	-	-	1	-	-	-	1
Non-Resident Alien	-	1	5	-	-	-	6
<b>Total Men</b>	<b>1</b>	<b>20</b>	<b>119</b>	<b>0</b>	<b>0</b>	<b>0</b>	<b>140</b>
<b>Women</b>							
Caucasian	-	11	67	-	-	-	78
African American	-	-	7	-	-	-	7
Hispanic	-	-	-	-	-	-	0
Asian/Pacific Islander	-	-	5	-	-	-	5
American Indian/Native Alaskan	-	-	-	-	-	-	0
Non-Resident Alien	-	-	4	-	-	-	4
<b>Total Women</b>	<b>0</b>	<b>11</b>	<b>83</b>	<b>0</b>	<b>0</b>	<b>0</b>	<b>94</b>
<b>Grand Totals</b>	<b>1</b>	<b>31</b>	<b>202</b>	<b>0</b>	<b>0</b>	<b>0</b>	<b>234</b>

Source: IPEDS Survey 2, Form 5, Part F

FAC.TENURE

THE UNIVERSITY OF SOUTHERN MISSISSIPPI							
FACULTY/STAFF PROFILE							
Academic Year 2007-08							
FULL-TIME NON-TENURED FACULTY NOT ON TENURE TRACK: BY GENDER, RACE, & RANK							
Gender/Race/Ethnicity	Professors	Associate Professors	Assistant Professors	Instructors	Lecturers	Other Faculty	Totals
<b>Men</b>							
Caucasian	5	3	22	39	4	-	73
African American	-	-	-	-	-	-	0
Hispanic	-	-	2	1	-	-	3
Asian/Pacific Islander	-	1	1	2	-	-	4
American Indian/Native Alaskan	-	-	-	-	-	-	0
Non-Resident Alien	-	-	1	3	-	-	4
<b>Total Men</b>	<b>5</b>	<b>4</b>	<b>26</b>	<b>45</b>	<b>4</b>	<b>0</b>	<b>84</b>
<b>Women</b>							
Caucasian	-	2	16	85	1	-	104
African American	-	1	3	6	-	-	10
Hispanic	-	-	1	4	-	-	5
Asian/Pacific Islander	-	-	3	2	-	-	5
American Indian/Native Alaskan	-	-	-	-	-	-	0
Non-Resident Alien	-	-	2	1	-	-	3
Other	-	-	1	1	-	-	2
<b>Total Women</b>	<b>0</b>	<b>3</b>	<b>26</b>	<b>99</b>	<b>1</b>	<b>0</b>	<b>129</b>
<b>Grand Totals</b>	<b>5</b>	<b>7</b>	<b>52</b>	<b>144</b>	<b>5</b>	<b>0</b>	<b>213</b>
Source: IPEDS Survey 2, Form 5, Part F							FAC.TENURE

THE UNIVERSITY OF SOUTHERN MISSISSIPPI FACULTY/STAFF PROFILE Academic Year 2007-08						
FULL-TIME FACULTY SALARIES:BY LENGTH OF CONTRACT, GENDER, AND RANK						
Faculty by Gender and Academic Rank	Contract Length					
	9/10 Month			11/12 Month		
	Employees	Salary Outlays	Average Salary	Employees	Salary Outlays	Average Salary
<b>MEN</b>						
Professor	106	\$9,277,504	\$87,523.62	21	\$2,155,043	\$102,621
Associate Professor	68	\$4,519,292	\$66,460.18	18	\$1,580,753	\$87,820
Assistant Professor	146	\$8,119,004	\$55,609.62	4	\$372,580	\$93,145
Instructor	42	\$1,734,834	\$41,305.57	3	\$183,597	\$61,199
Lecturer	3	\$156,540	\$52,180.00	1	\$55,650	\$55,650
<b>Total Men</b>	<b>365</b>	<b>\$23,807,174</b>	<b>\$65,225.13</b>	<b>47</b>	<b>\$4,347,623</b>	<b>\$92,503</b>
<b>WOMEN</b>						
Professor	25	\$1,922,830	\$76,913.20	6	\$644,004	\$107,334
Associate Professor	53	\$3,295,399	\$62,177.34	10	\$947,246	\$94,725
Assistant Professor	108	\$5,792,678	\$53,635.91	6	\$513,209	\$85,535
Instructor	87	\$3,945,538	\$45,351.01	12	\$561,285	\$46,774
Lecturer	-	-	-	1	\$56,000	\$56,000
No Academic Rank	-	-	-	-	-	-
<b>Total Women</b>	<b>273</b>	<b>\$14,956,445</b>	<b>\$54,785.51</b>	<b>35</b>	<b>\$2,721,744</b>	<b>\$77,764</b>
<b>Grand Totals</b>	<b>638</b>	<b>\$38,763,619</b>	<b>\$60,005.32</b>	<b>82</b>	<b>\$7,069,367</b>	<b>\$85,133</b>
Source: IHL Faculty Salaries and Fringe Benefits Survey						SAL.RANK

THE UNIVERSITY OF SOUTHERN MISSISSIPPI FACULTY/STAFF PROFILE Academic Year 2007-08						
FULL- & PART-TIME EMPLOYEES BY STATUS & PRIMARY FUNCTION/ OCCUPATIONAL ACTIVITY						
Primary Function/ Occupational Activity	Faculty Status				Totals	Student Instructors/ Research Asst
	Tenured	On Tenure Track	Not On Tenure Track/ No Tenure	Without Faculty Status		
<b>FULL-TIME</b>						
Primarily Instruction	-	-	149	-	149	
Instruction/Research/Public Service	273	234	64	-	571	
Primarily Research	0	0	0	0	0	
Executive/Administrative/Managerial	8	-	15	32	55	
Other Professionals (support/service)	17	7	75	727	826	11
Technical & Paraprofessionals	-	-	6	332	338	
Clerical & Secretarial	-	-	3	108	111	
Skilled Crafts	-	-	-	72	72	
Service/Maintenance	-	-	-	228	228	
<b>Total Full-Time</b>	<b>298</b>	<b>241</b>	<b>312</b>	<b>1499</b>	<b>2350</b>	<b>11</b>
<b>PART-TIME</b>						
Primarily Instruction	-	-	172	-	172	
Instruction/Research/Public Service	3	-	6	-	9	
Primarily Research	0	0	0	0	0	
Executive/Administrative/Managerial	-	-	1	1	2	
Other Professionals (support/service)	4	1	11	87	103	653
Technical & Paraprofessionals	-	1	1	50	52	
Clerical & Secretarial	-	-	-	20	20	
Skilled Crafts	-	-	-	1	1	
Service/Maintenance	-	-	1	50	51	
<b>Total Part-Time</b>	<b>7</b>	<b>2</b>	<b>192</b>	<b>209</b>	<b>410</b>	<b>653</b>
<b>Grand Totals</b>	<b>305</b>	<b>243</b>	<b>504</b>	<b>1708</b>	<b>2760</b>	<b>664</b>
Source: IPEDS Survey 1, Type D						EMPL.STATUS



