

UNIVERSITY OF SOUTHERN MISSISSIPPI



Characteristics of Retention

Fall 2007 Cohort Returning in the Spring 2008
Semester

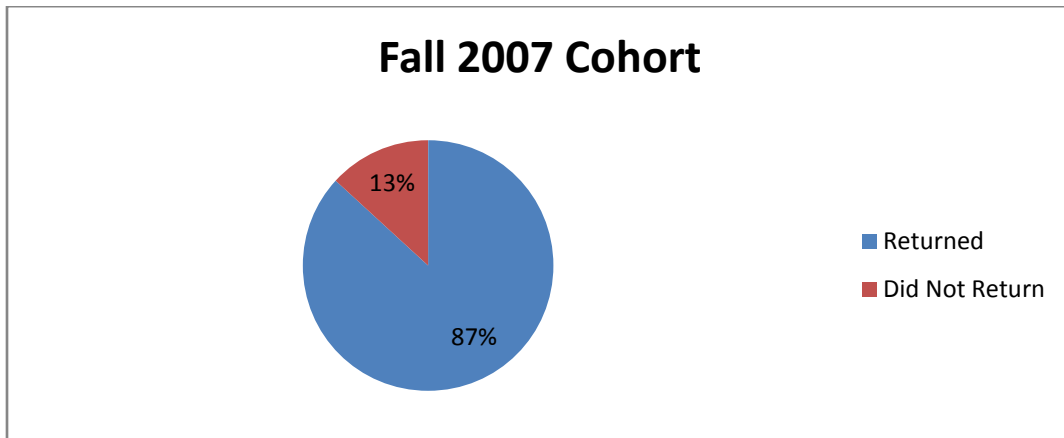
Fall 2007 Cohort = First Time, Full Time Students

Office of Institutional Research

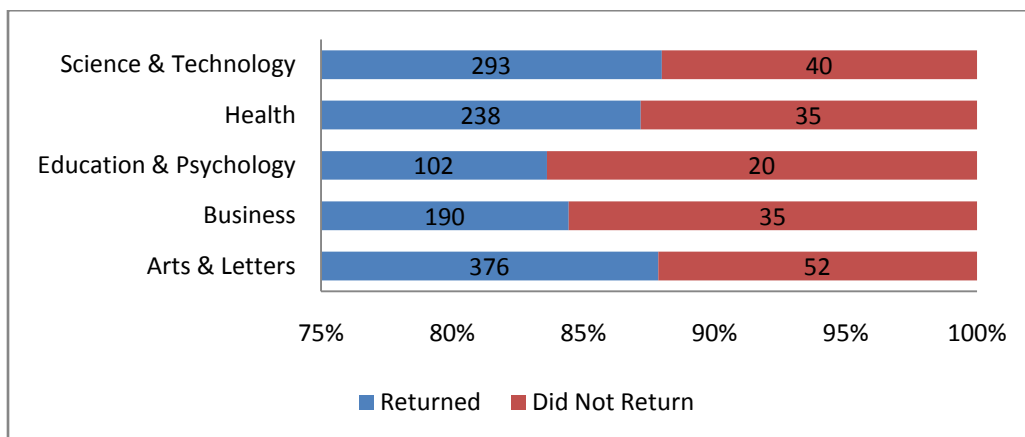
February 2009

Characteristics of Retention for the Fall 2007 Cohort Returning in the Spring 2008 Semester
Fall 2007 Cohort = First Time, Full Time Students

	Returned	Did Not Return	Grand Total
Fall 2007 Cohort	1199	182	1381
Grand Total	1199	182	1381



	Returned	Did Not Return	Grand Total
Arts & Letters	376	52	428
Business	190	35	225
Education & Psychology	102	20	122
Health	238	35	273
Science & Technology	293	40	333
Grand Total	1199	182	1381

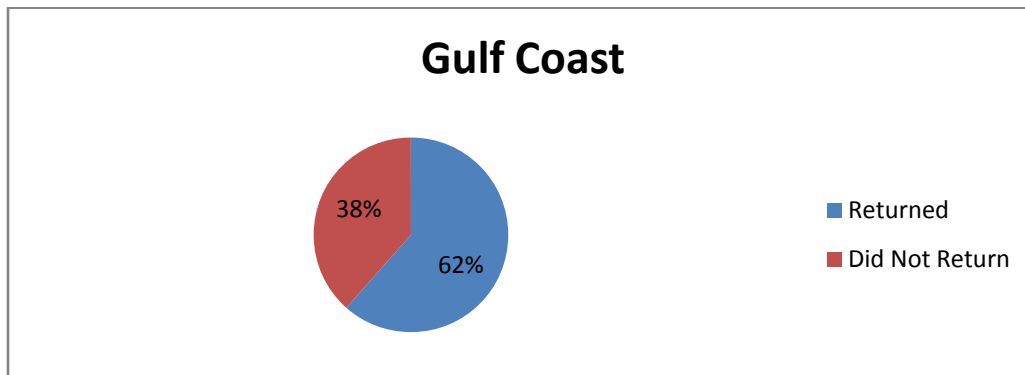
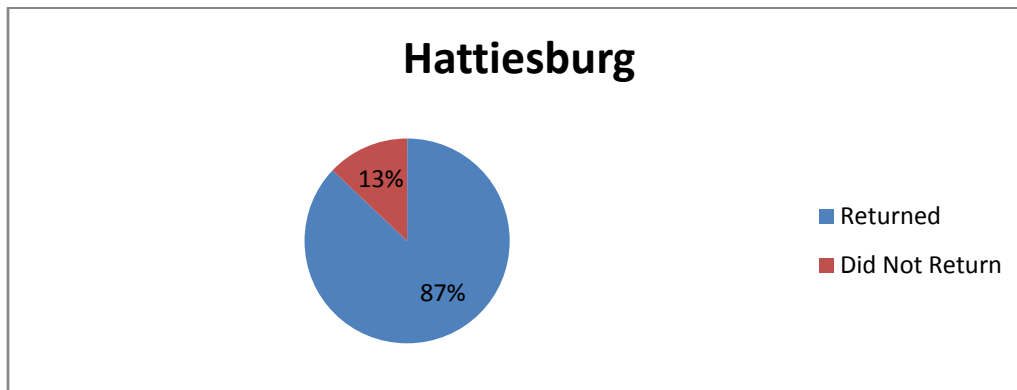


Characteristics of Retention for the Fall 2007 Cohort Returning in the Spring 2008 Semester
Fall 2007 Cohort = First Time, Full Time Students

CAMPUS

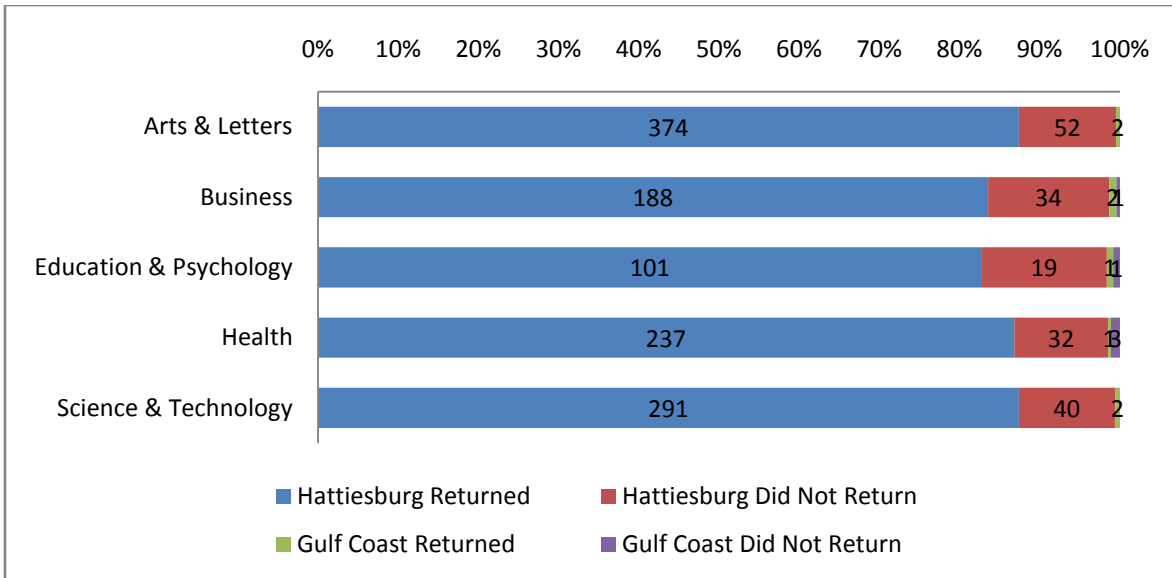
CAMPUS

	Returned	Did Not Return	Grand Total
Hattiesburg	1191	177	1368
Gulf Coast	8	5	13
Grand Total	1199	182	1381



	Hattiesburg		Gulf Coast		Grand Total
	Returned	Did Not Return	Returned	Did Not Return	
Arts & Letters	374	52	2		428
Business	188	34	2	1	225
Education & Psychology	101	19	1	1	122
Health	237	32	1	3	273
Science & Technology	291	40	2		333
Grand Total	1191	177	8	5	1381

Characteristics of Retention for the Fall 2007 Cohort Returning in the Spring 2008 Semester
Fall 2007 Cohort = First Time, Full Time Students

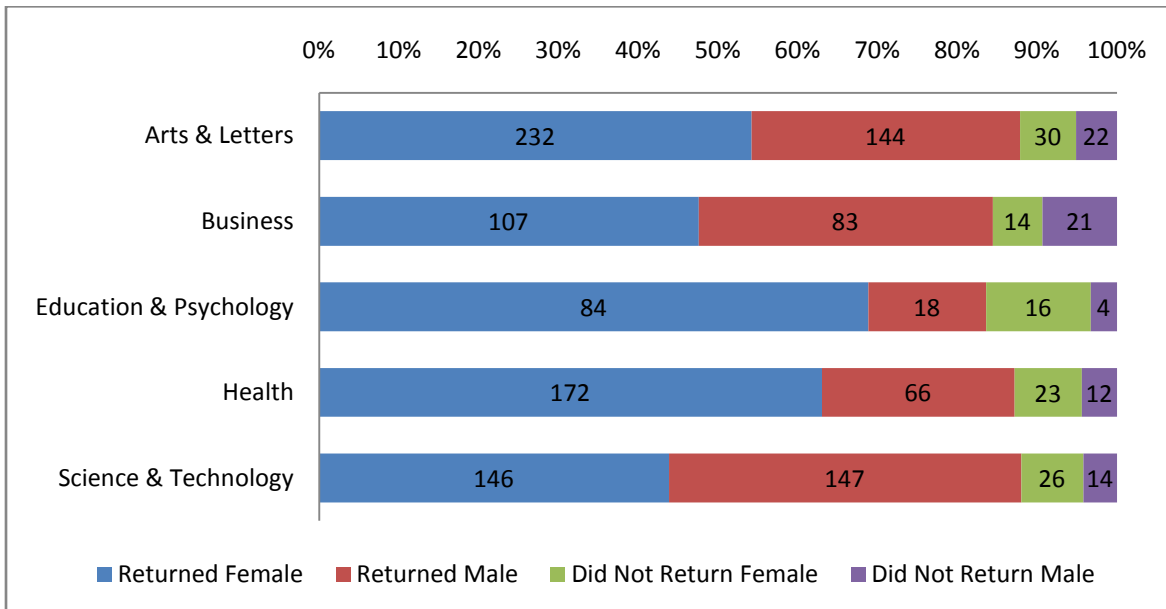
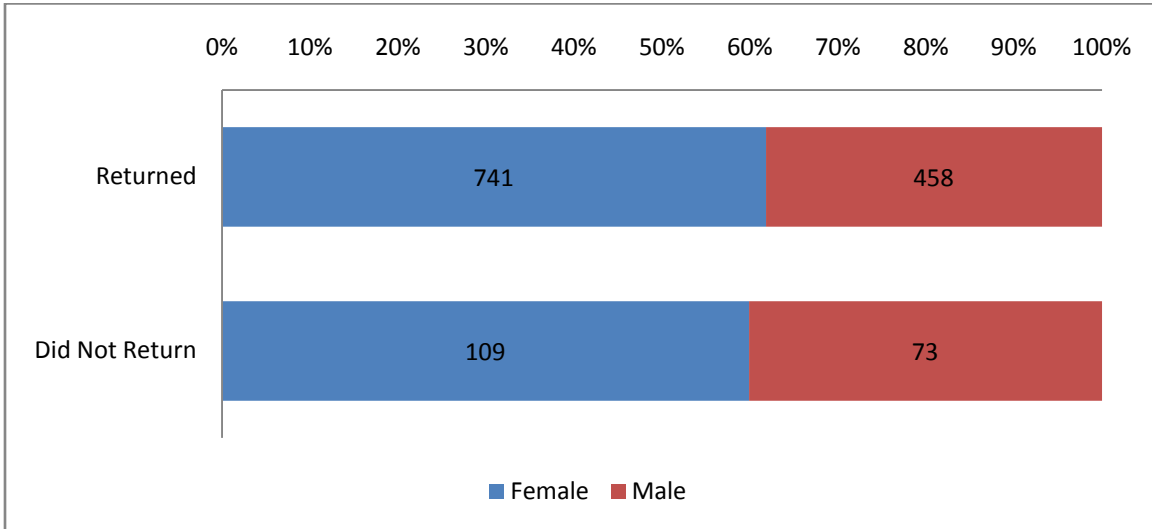


Characteristics of Retention for the Fall 2007 Cohort Returning in the Spring 2008 Semester
Fall 2007 Cohort = First Time, Full Time Students

GENDER

GENDER

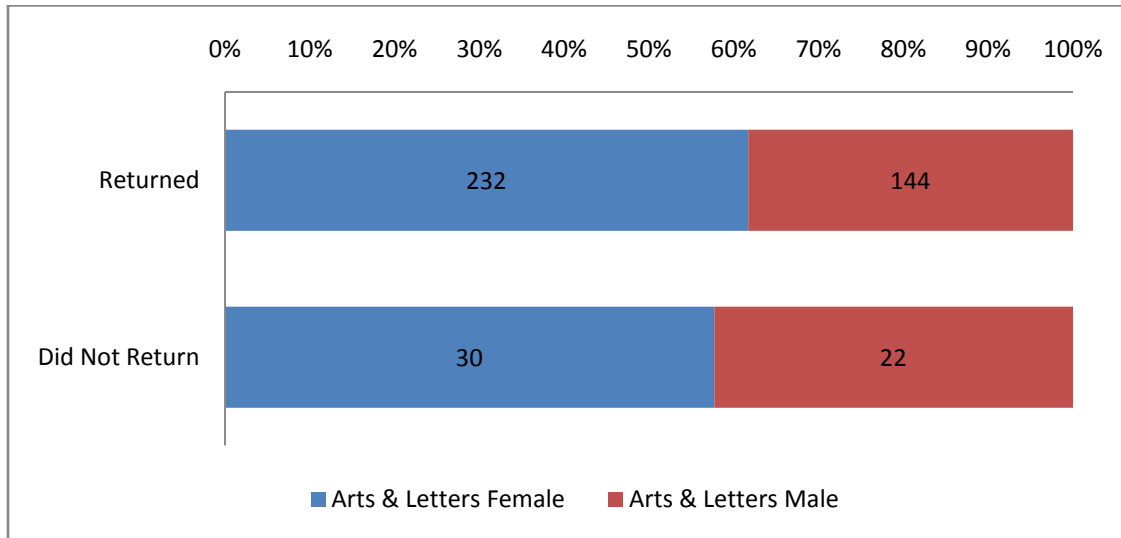
	Returned	Did Not Return	Grand Total
Female	741	109	850
Male	458	73	531
Grand Total	1199	182	1381



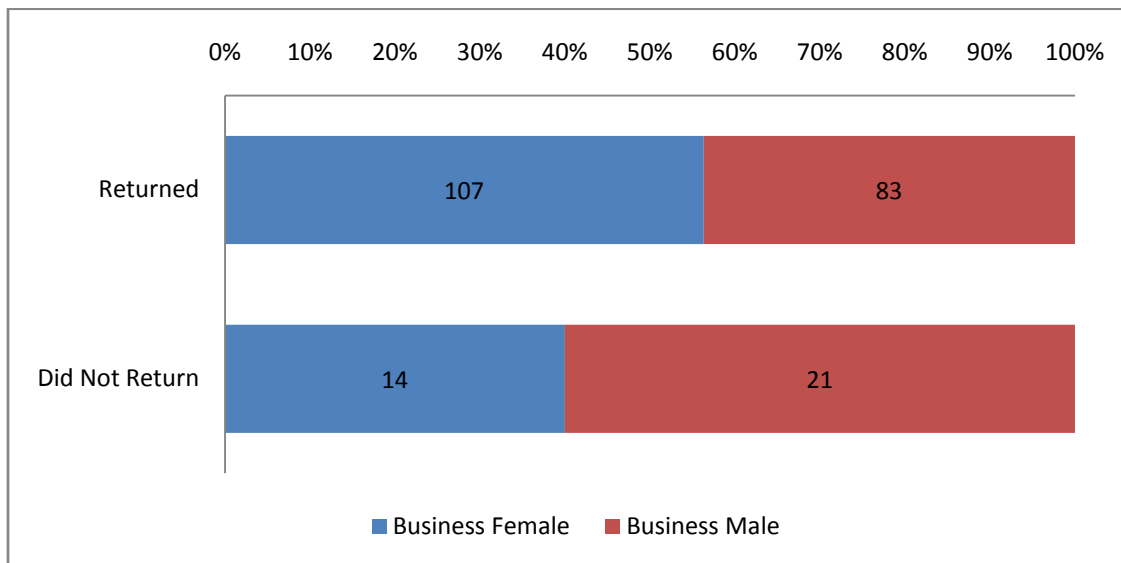
Characteristics of Retention for the Fall 2007 Cohort Returning in the Spring 2008 Semester
Fall 2007 Cohort = First Time, Full Time Students

GENDER

		Returned	Did Not Return	Grand Total
Arts & Letters	Female	232	30	262
	Male	144	22	166
Grand Total		376	52	428



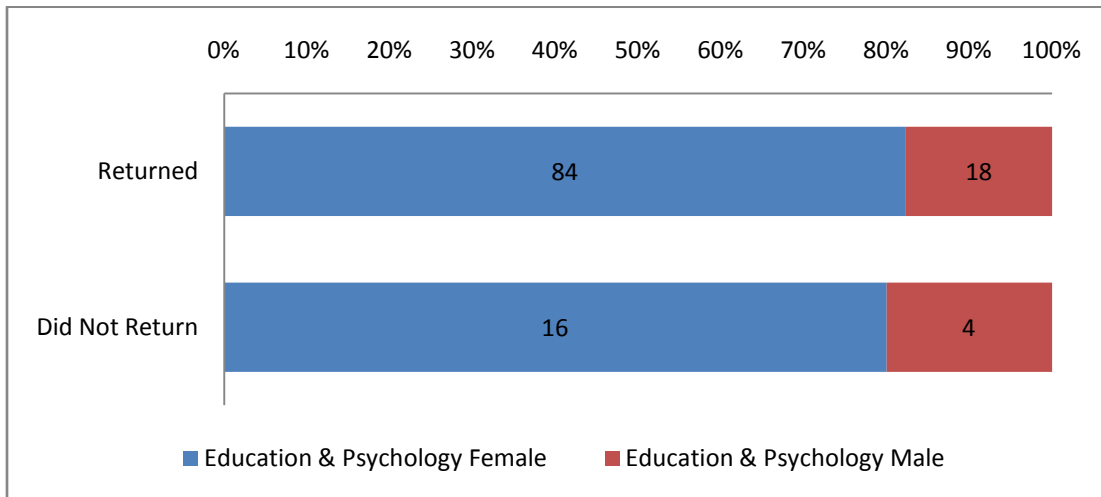
		Returned	Did Not Return	Grand Total
Business	Female	107	14	121
	Male	83	21	104
Grand Total		190	35	225



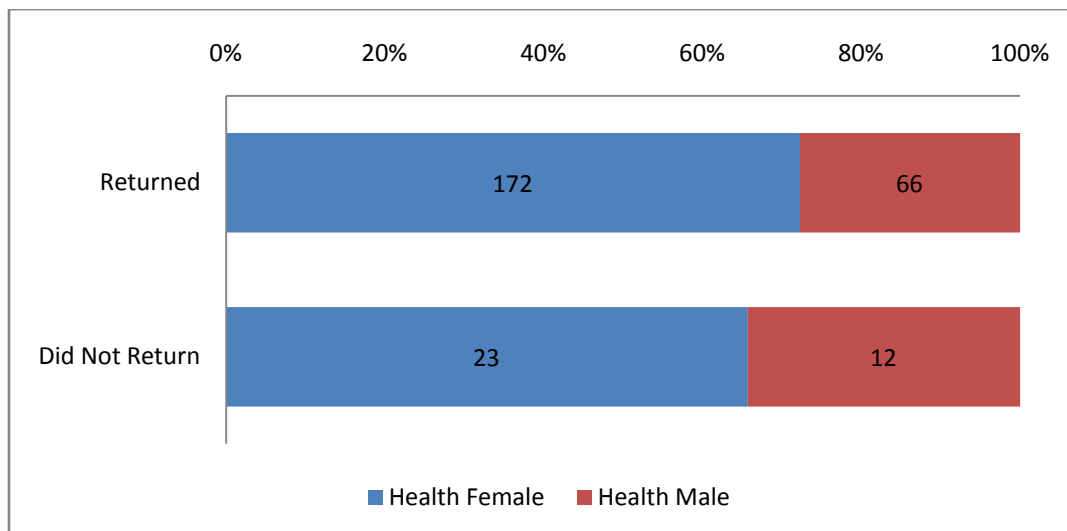
Characteristics of Retention for the Fall 2007 Cohort Returning in the Spring 2008 Semester
Fall 2007 Cohort = First Time, Full Time Students

GENDER

		Returned	Did Not Return	Grand Total
Education & Psychology	Female	84	16	100
	Male	18	4	22
Grand Total		102	20	122



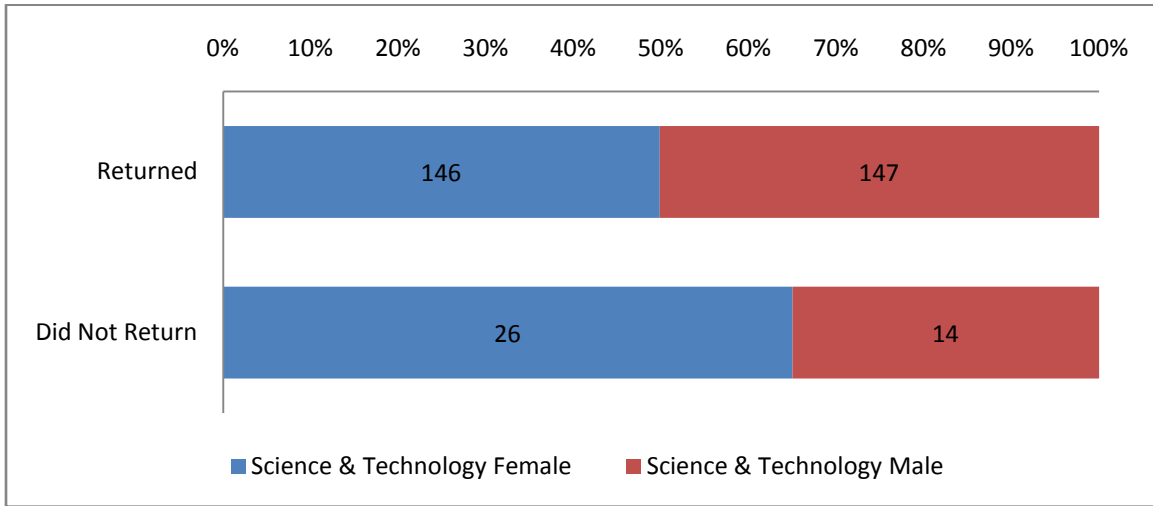
		Returned	Did Not Return	Grand Total
Health	Female	172	23	195
	Male	66	12	78
Grand Total		238	35	273



Characteristics of Retention for the Fall 2007 Cohort Returning in the Spring 2008 Semester
Fall 2007 Cohort = First Time, Full Time Students

GENDER

		Returned	Did Not Return	Grand Total
Science & Technology	Female	146	26	172
	Male	147	14	161
Grand Total		293	40	333

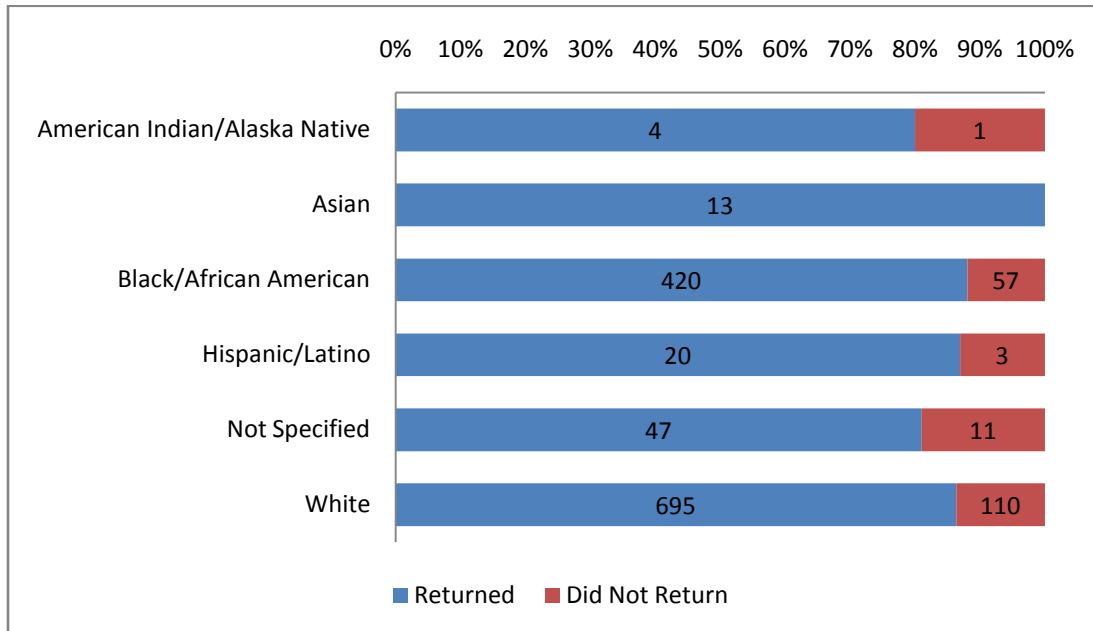


Characteristics of Retention for the Fall 2007 Cohort Returning in the Spring 2008 Semester
Fall 2007 Cohort = First Time, Full Time Students

ETHNICITY

ETHNICITY

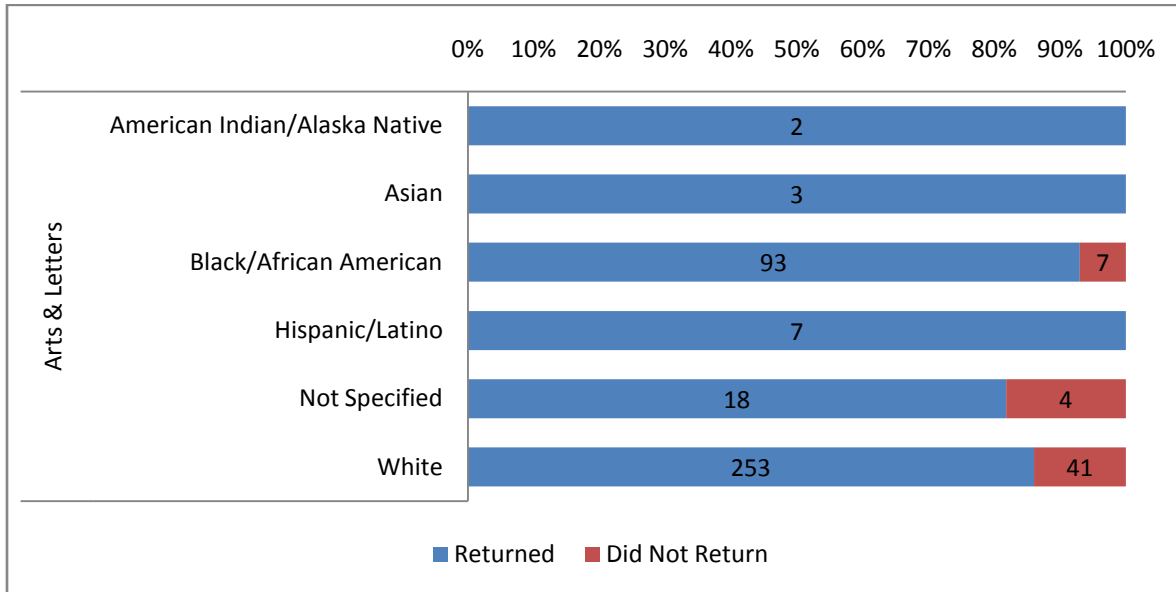
	Returned	Did Not Return	Grand Total
American Indian/Alaska Native	4	1	5
Asian	13		13
Black/African American	420	57	477
Hispanic/Latino	20	3	23
Not Specified	47	11	58
White	695	110	805
Grand Total	1199	182	1381



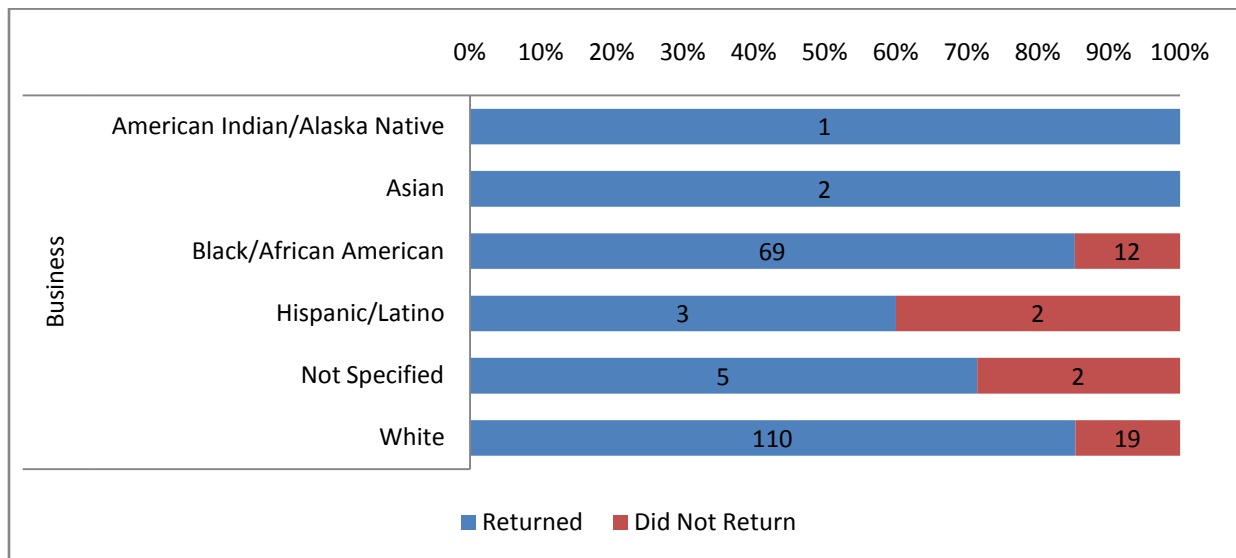
		Returned	Did Not Return	Grand Total
Arts & Letters	American Indian/Alaska Native	2		2
	Asian	3		3
	Black/African American	93	7	100
	Hispanic/Latino	7		7
	Not Specified	18	4	22
	White	253	41	294
	Grand Total	376	52	428

Characteristics of Retention for the Fall 2007 Cohort Returning in the Spring 2008 Semester
Fall 2007 Cohort = First Time, Full Time Students

ETHNICITY



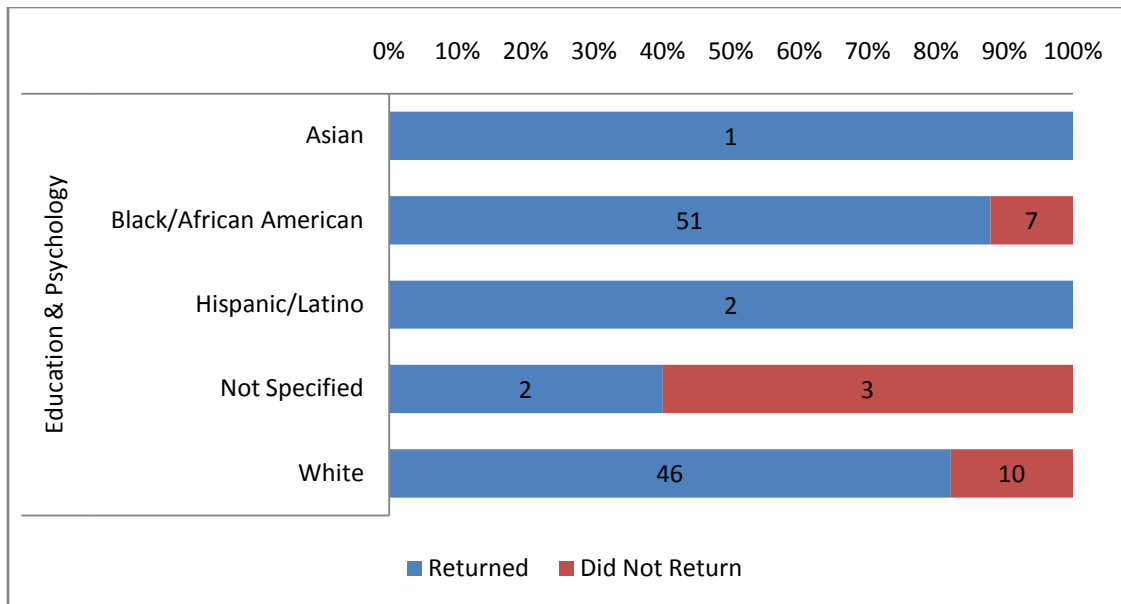
	Returned	Did Not Return	Grand Total
Business			
American Indian/Alaska Native	1	0	1
Asian	2	0	2
Black/African American	69	12	81
Hispanic/Latino	3	2	5
Not Specified	5	2	7
White	110	19	129
Grand Total	190	35	225



Characteristics of Retention for the Fall 2007 Cohort Returning in the Spring 2008 Semester
Fall 2007 Cohort = First Time, Full Time Students

ETHNICITY

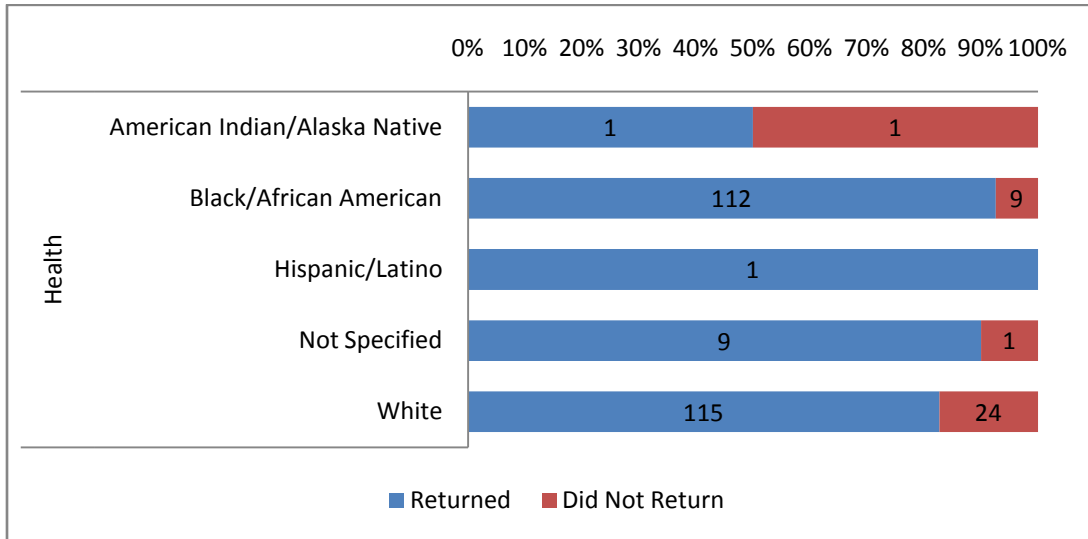
		Returned	Did Not Return	Grand Total
Education & Psychology	Asian	1		1
	Black/African American	51	7	58
	Hispanic/Latino	2		2
	Not Specified	2	3	5
	White	46	10	56
	Grand Total	102	20	122



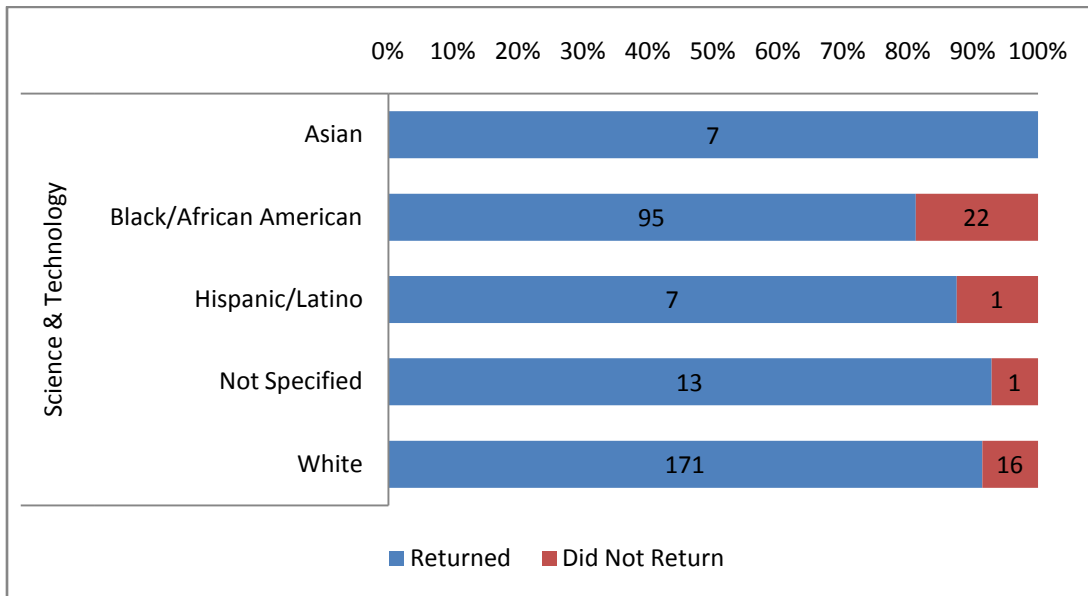
		Returned	Did Not Return	Grand Total
Health	American Indian/Alaska Native	1	1	2
	Black/African American	112	9	121
	Hispanic/Latino	1		1
	Not Specified	9	1	10
	White	115	24	139
	Grand Total	238	35	273

Characteristics of Retention for the Fall 2007 Cohort Returning in the Spring 2008 Semester
Fall 2007 Cohort = First Time, Full Time Students

ETHNICITY



	Returned	Did Not Return	Grand Total
Science & Technology			
Asian	7	0	7
Black/African American	95	22	117
Hispanic/Latino	7	1	8
Not Specified	13	1	14
White	171	16	187
Grand Total	293	40	333

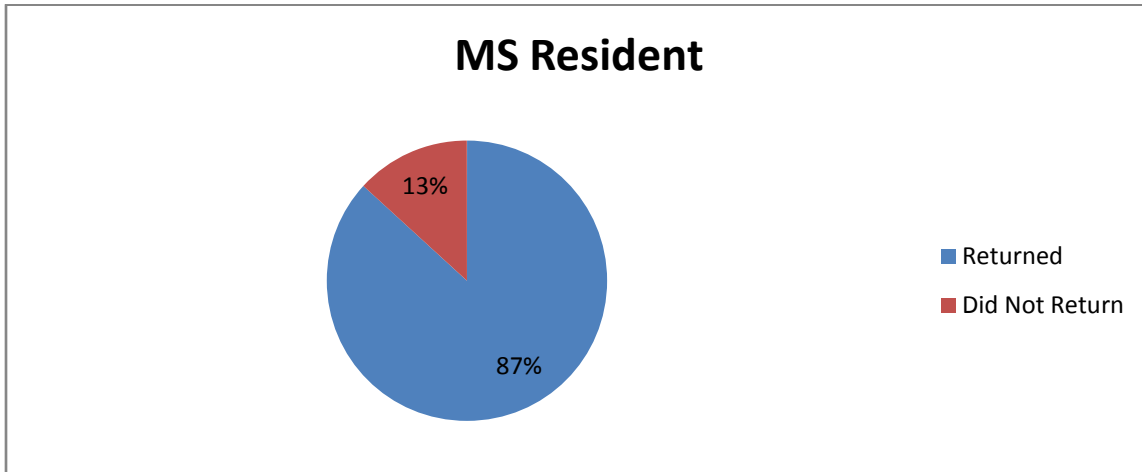


Characteristics of Retention for the Fall 2007 Cohort Returning in the Spring 2008 Semester
 Fall 2007 Cohort = First Time, Full Time Students

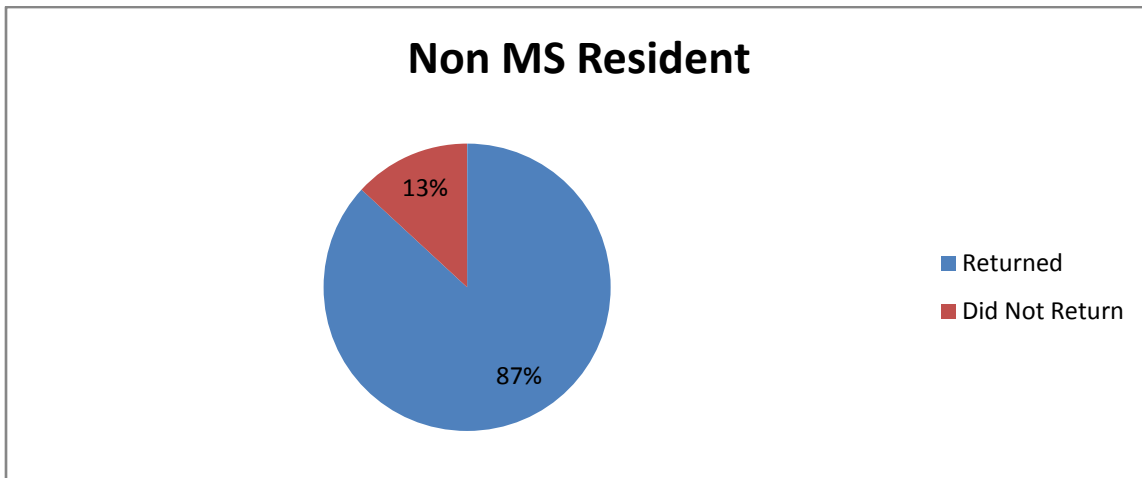
RESIDENCY

RESIDENCY

	Returned	Did Not Return	Grand Total
MS Resident	868	132	1000
Grand Total	868	132	1000



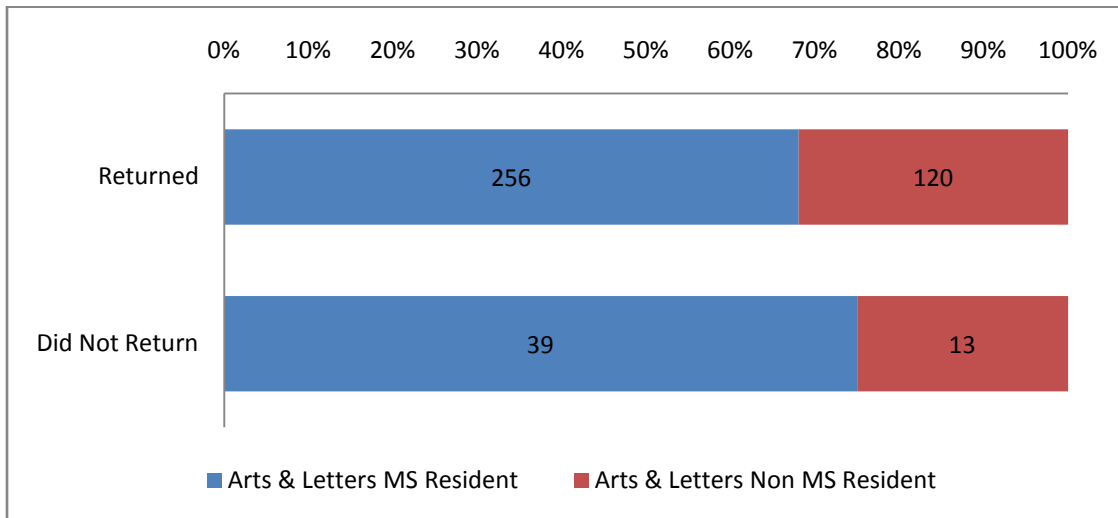
	Returned	Did Not Return	Grand Total
Non MS Resident	331	50	381
Grand Total	331	50	381



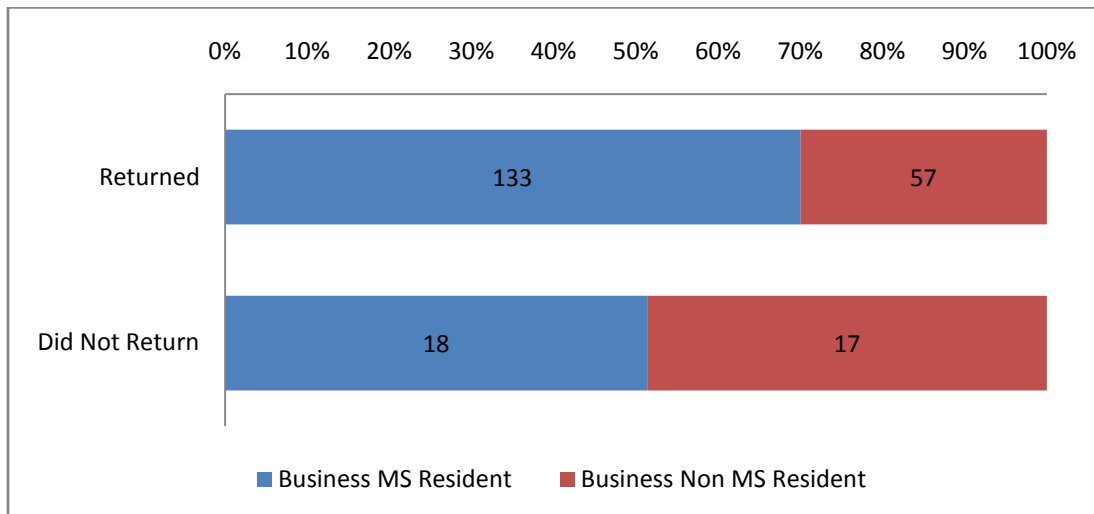
Characteristics of Retention for the Fall 2007 Cohort Returning in the Spring 2008 Semester
Fall 2007 Cohort = First Time, Full Time Students

RESIDENCY

		Returned	Did Not Return	Grand Total
Arts & Letters	MS Resident	256	39	295
	Non MS Resident	120	13	133
Grand Total		376	52	428



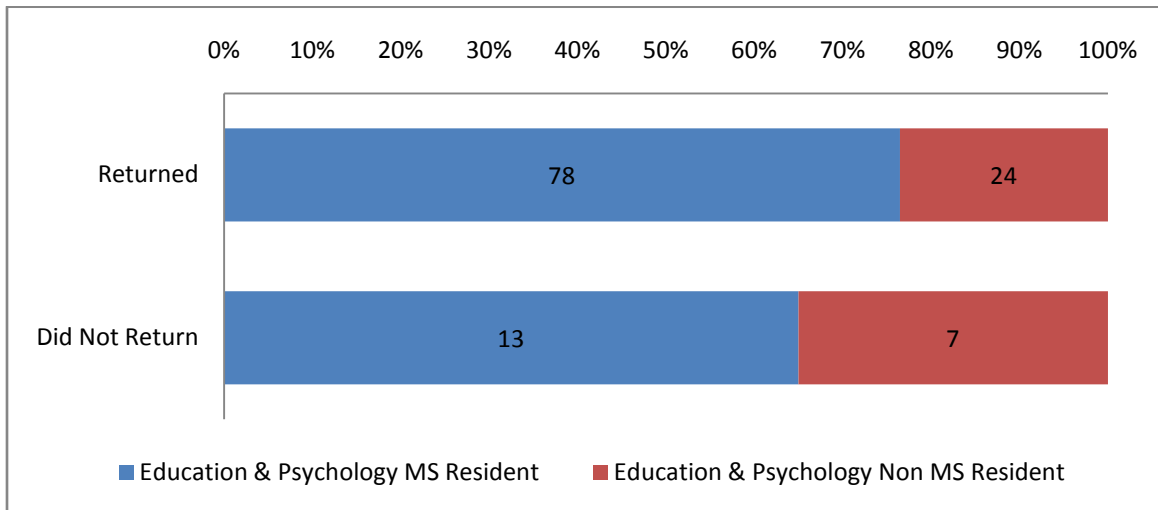
		Returned	Did Not Return	Grand Total
Business	MS Resident	133	18	151
	Non MS Resident	57	17	74
Grand Total		190	35	225



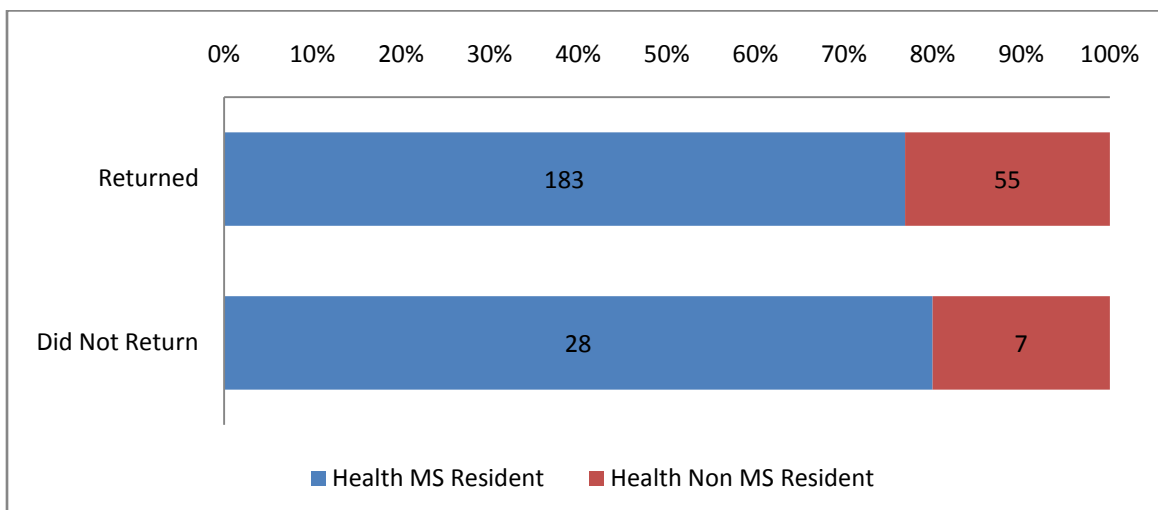
Characteristics of Retention for the Fall 2007 Cohort Returning in the Spring 2008 Semester
Fall 2007 Cohort = First Time, Full Time Students

RESIDENCY

		Returned	Did Not Return	Grand Total
Education & Psychology	MS Resident	78	13	91
	Non MS Resident	24	7	31
Grand Total		102	20	122



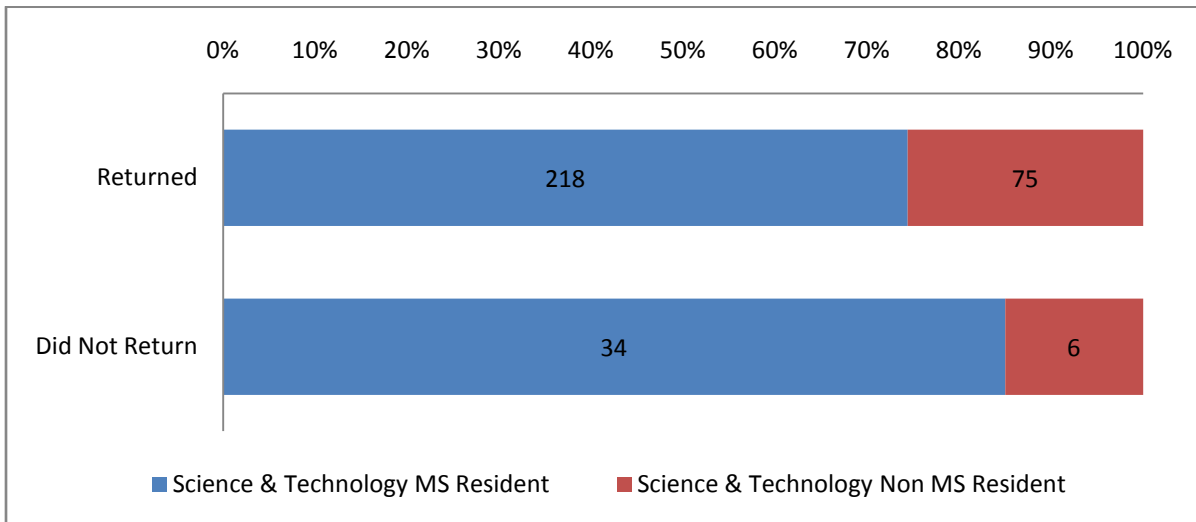
		Returned	Did Not Return	Grand Total
Health	MS Resident	183	28	211
	Non MS Resident	55	7	62
Grand Total		238	35	273



Characteristics of Retention for the Fall 2007 Cohort Returning in the Spring 2008 Semester
Fall 2007 Cohort = First Time, Full Time Students

RESIDENCY

		Returned	Did Not Return	Grand Total
Science & Technology	MS Resident	218	34	252
	Non MS Resident	75	6	81
Grand Total		293	40	333

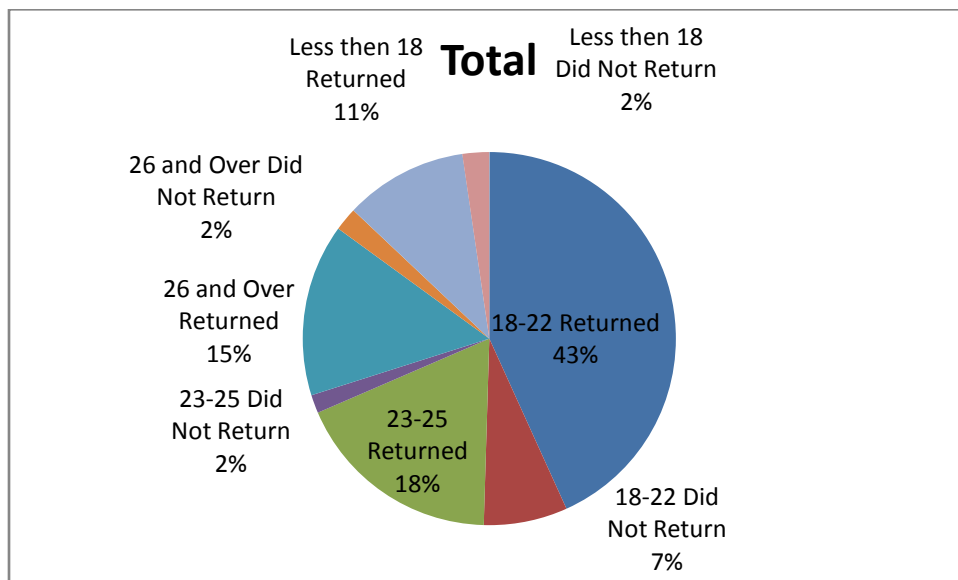
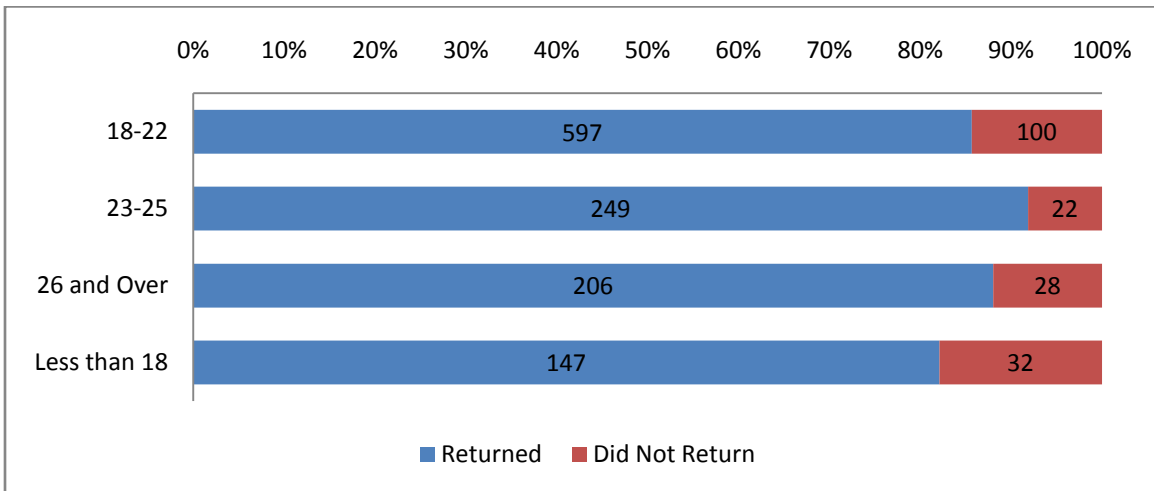


Characteristics of Retention for the Fall 2007 Cohort Returning in the Spring 2008 Semester
Fall 2007 Cohort = First Time, Full Time Students

ACT Ranges

ACT Ranges

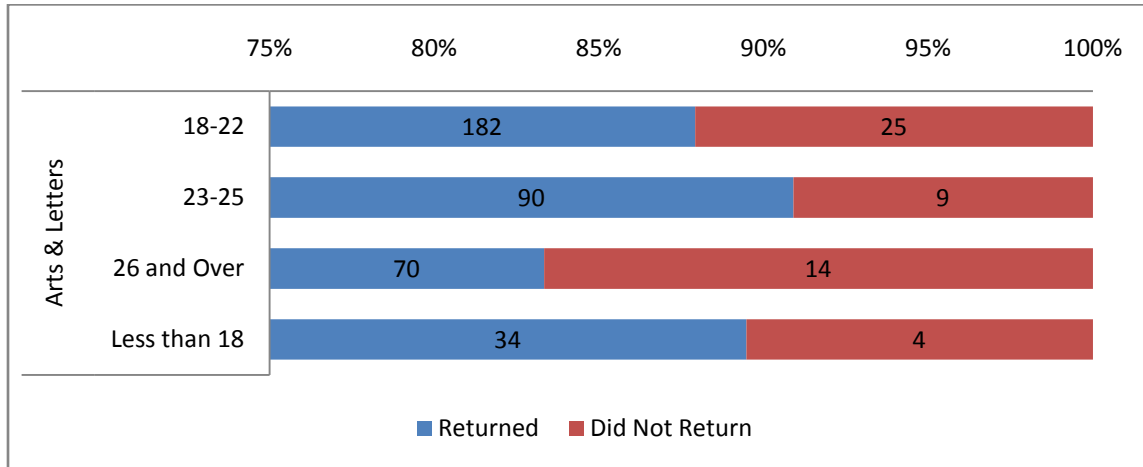
	Returned	Did Not Return	Grand Total
18-22	597	100	697
23-25	249	22	271
26 and Over	206	28	234
Less than 18	147	32	179
Grand Total	1199	182	1381



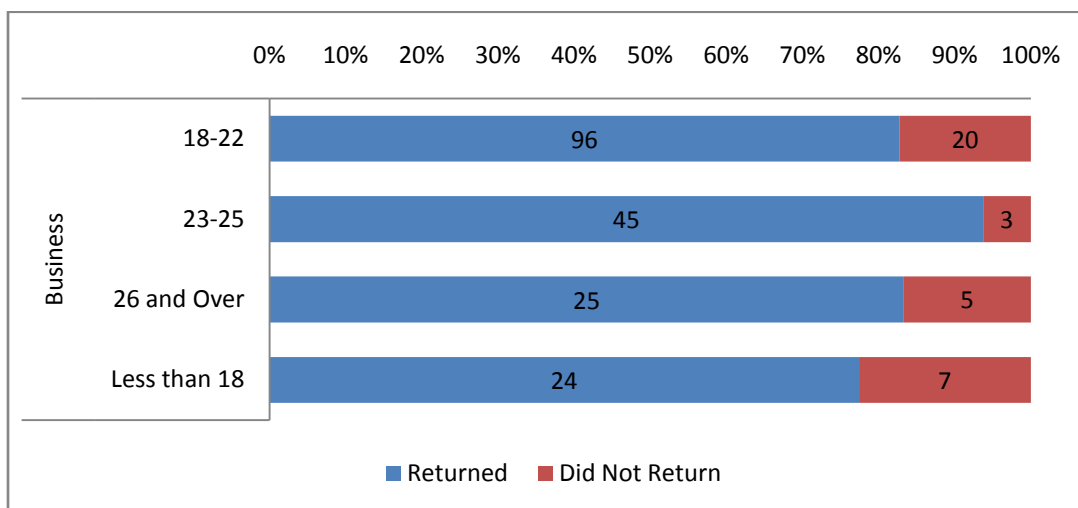
Characteristics of Retention for the Fall 2007 Cohort Returning in the Spring 2008 Semester
Fall 2007 Cohort = First Time, Full Time Students

ACT Ranges

		Returned	Did Not Return	Grand Total
Arts & Letters	18-22	182	25	207
	23-25	90	9	99
	26 and Over	70	14	84
	Less than 18	34	4	38
Grand Total		376	52	428



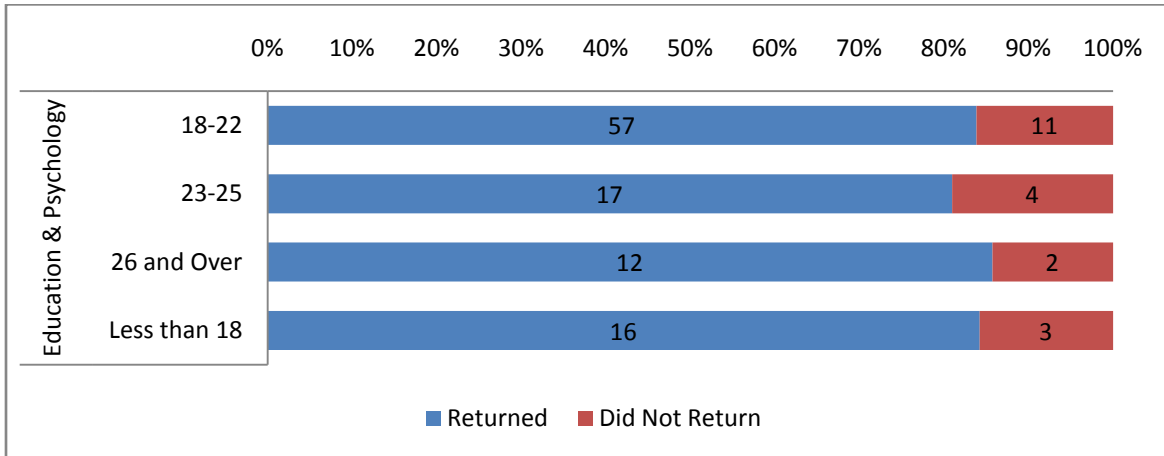
		Returned	Did Not Return	Grand Total
Business	18-22	96	20	116
	23-25	45	3	48
	26 and Over	25	5	30
	Less than 18	24	7	31
Grand Total		190	35	225



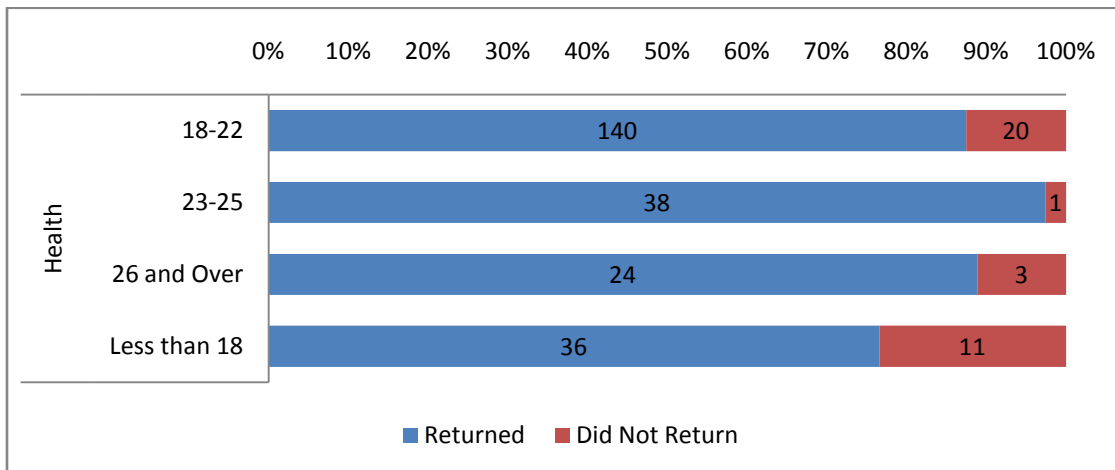
Characteristics of Retention for the Fall 2007 Cohort Returning in the Spring 2008 Semester
Fall 2007 Cohort = First Time, Full Time Students

ACT Ranges

		Returned	Did Not Return	Grand Total
Education & Psychology	18-22	57	11	68
	23-25	17	4	21
	26 and Over	12	2	14
	Less than 18	16	3	19
Grand Total		102	20	122



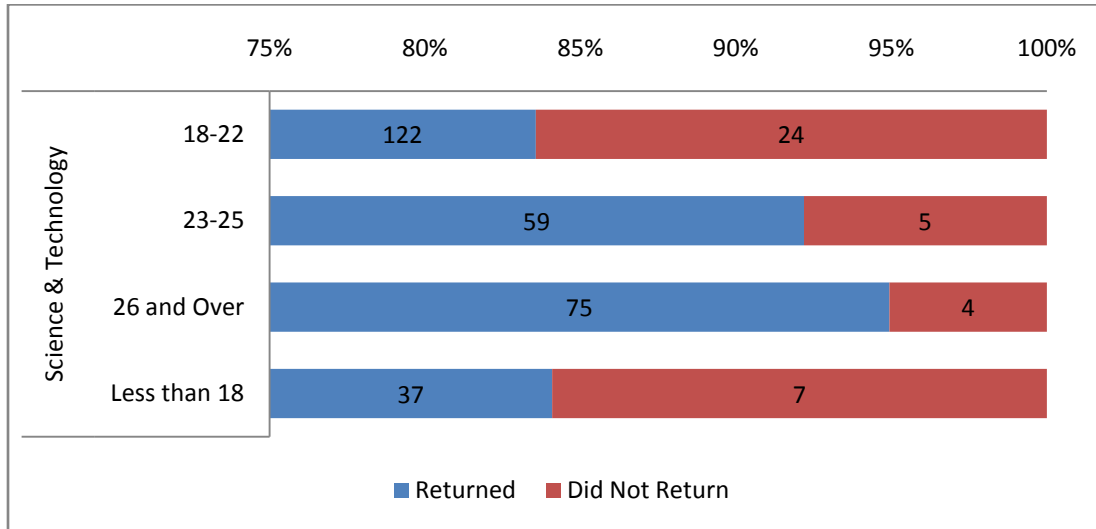
		Returned	Did Not Return	Grand Total
Health	18-22	140	20	160
	23-25	38	1	39
	26 and Over	24	3	27
	Less than 18	36	11	47
Grand Total		238	35	273



Characteristics of Retention for the Fall 2007 Cohort Returning in the Spring 2008 Semester
Fall 2007 Cohort = First Time, Full Time Students

ACT Ranges

		Returned	Did Not Return	Grand Total
Science & Technology	18-22	122	24	146
	23-25	59	5	64
	26 and Over	75	4	79
	Less than 18	37	7	44
Grand Total		293	40	333

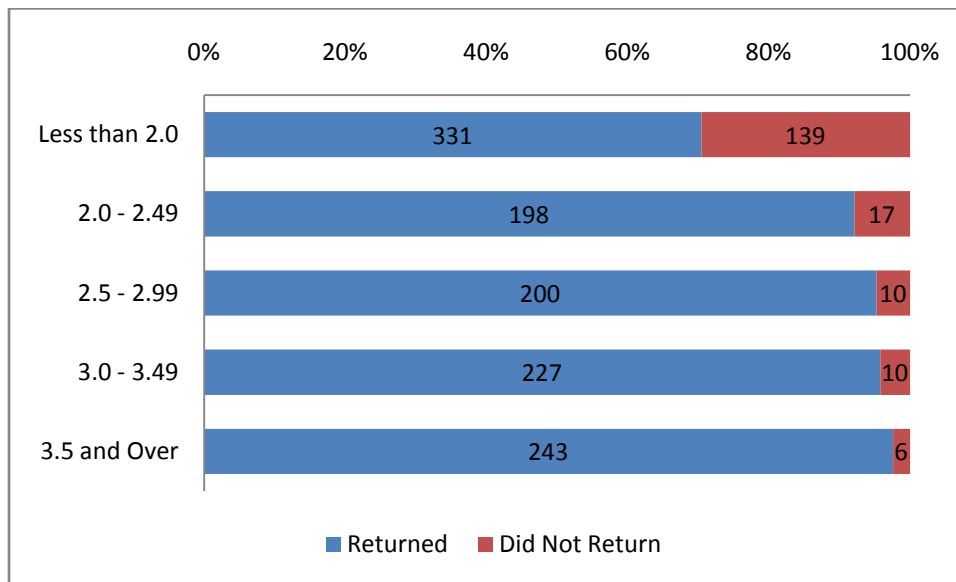


Characteristics of Retention for the Fall 2007 Cohort Returning in the Spring 2008 Semester
Fall 2007 Cohort = First Time, Full Time Students

FALL 2007 GPA

Fall 2007 GPA

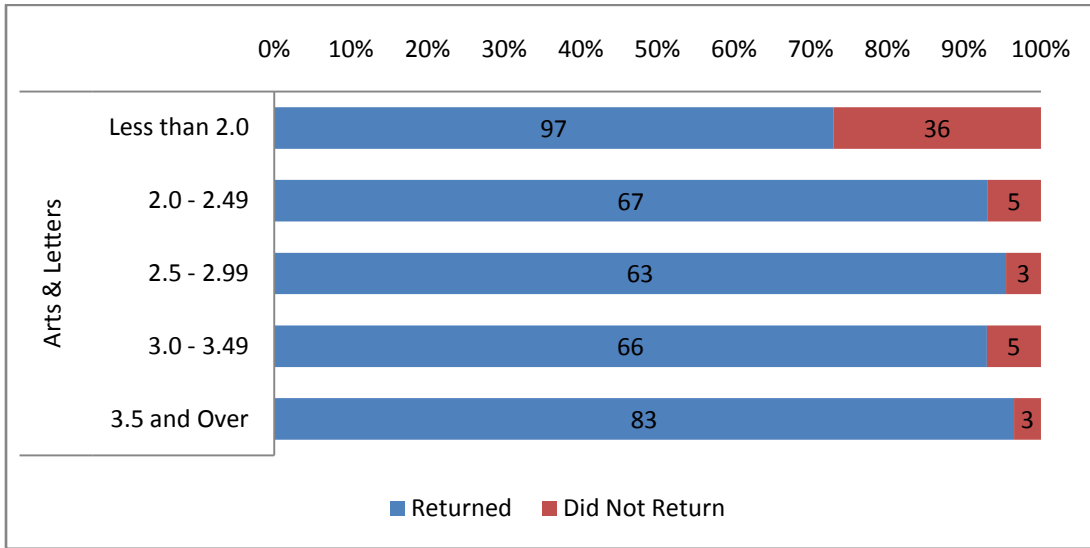
	Returned	Did Not Return	Grand Total
Less than 2.0	331	139	470
2.0 - 2.49	198	17	215
2.5 - 2.99	200	10	210
3.0 - 3.49	227	10	237
3.5 and Over	243	6	249
Grand Total	1199	182	1381



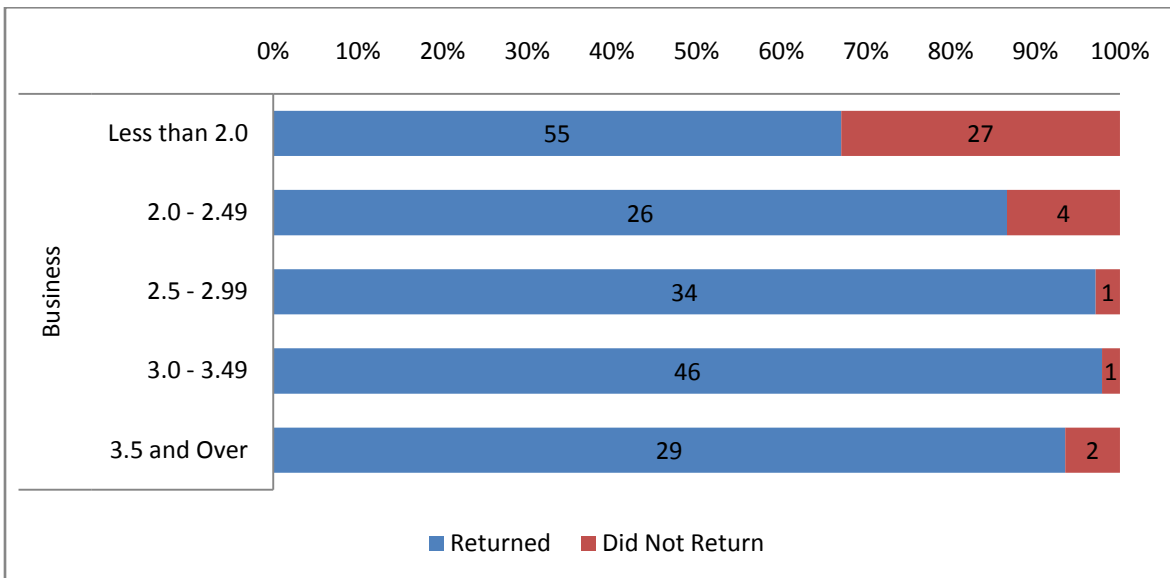
		Returned	Did Not Return	Grand Total
Arts & Letters	Less than 2.0	97	36	133
	2.0 - 2.49	67	5	72
	2.5 - 2.99	63	3	66
	3.0 - 3.49	66	5	71
	3.5 and Over	83	3	86
Grand Total		376	52	428

Characteristics of Retention for the Fall 2007 Cohort Returning in the Spring 2008 Semester
Fall 2007 Cohort = First Time, Full Time Students

FALL 2007 GPA



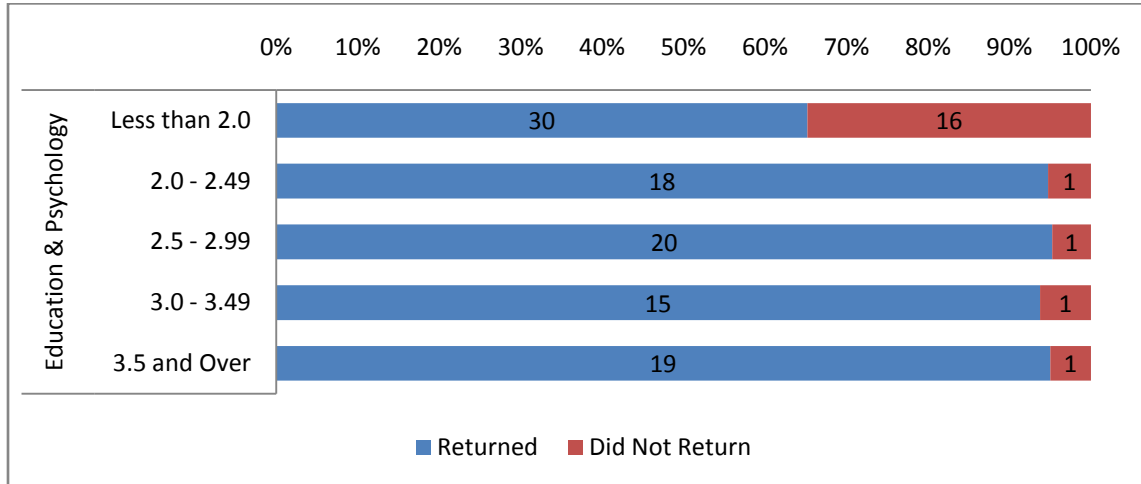
		Returned	Did Not Return	Grand Total
Business	Less than 2.0	55	27	82
	2.0 - 2.49	26	4	30
	2.5 - 2.99	34	1	35
	3.0 - 3.49	46	1	47
	3.5 and Over	29	2	31
Grand Total		190	35	225



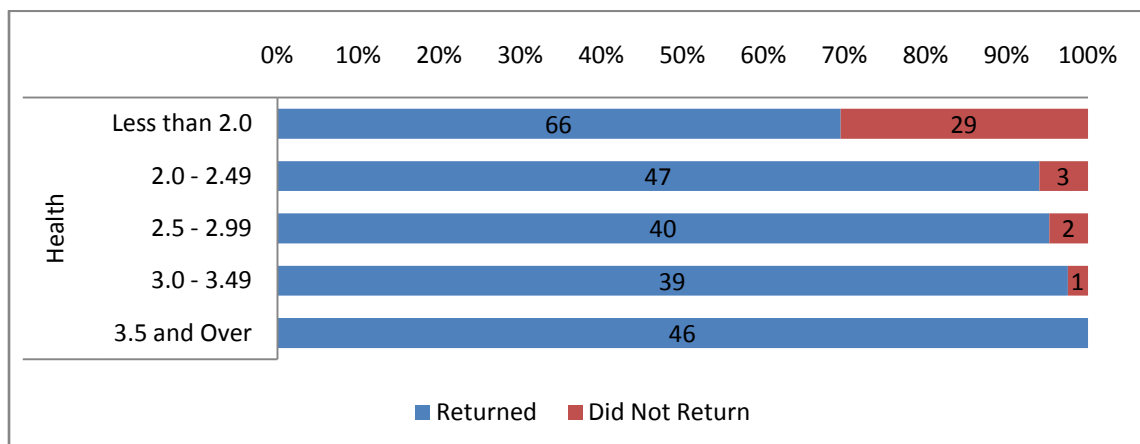
Characteristics of Retention for the Fall 2007 Cohort Returning in the Spring 2008 Semester
Fall 2007 Cohort = First Time, Full Time Students

FALL 2007 GPA

		Returned	Did Not Return	Grand Total
Education & Psychology	Less than 2.0	30	16	46
	2.0 - 2.49	18	1	19
	2.5 - 2.99	20	1	21
	3.0 - 3.49	15	1	16
	3.5 and Over	19	1	20
Grand Total		102	20	122



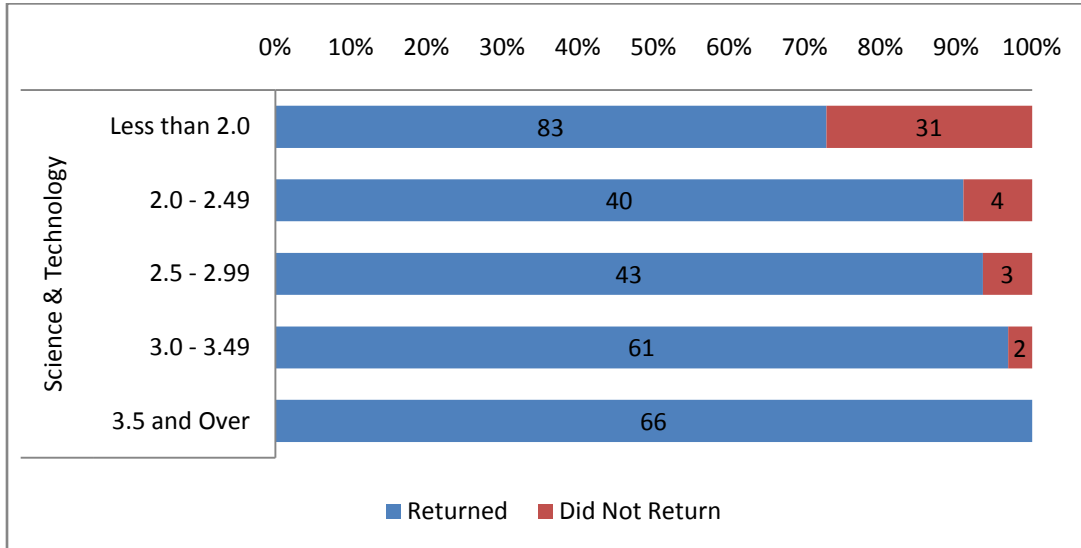
		Returned	Did Not Return	Grand Total
Health	Less than 2.0	66	29	95
	2.0 - 2.49	47	3	50
	2.5 - 2.99	40	2	42
	3.0 - 3.49	39	1	40
	3.5 and Over	46		46
Grand Total		238	35	273



Characteristics of Retention for the Fall 2007 Cohort Returning in the Spring 2008 Semester
Fall 2007 Cohort = First Time, Full Time Students

FALL 2007 GPA

		Returned	Did Not Return	Grand Total
Science & Technology	Less than 2.0	83	31	114
	2.0 - 2.49	40	4	44
	2.5 - 2.99	43	3	46
	3.0 - 3.49	61	2	63
	3.5 and Over	66		66
Grand Total		293	40	333

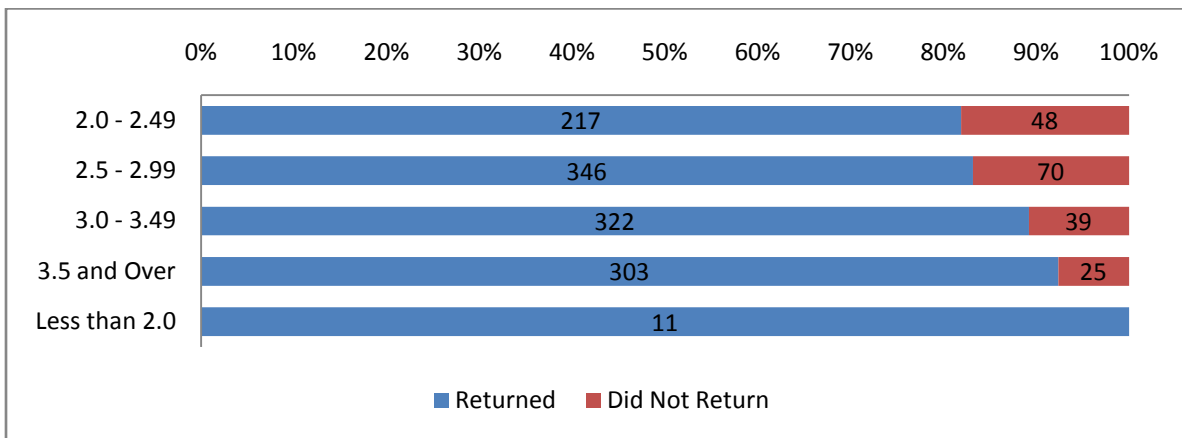


Characteristics of Retention for the Fall 2007 Cohort Returning in the Spring 2008 Semester
Fall 2007 Cohort = First Time, Full Time Students

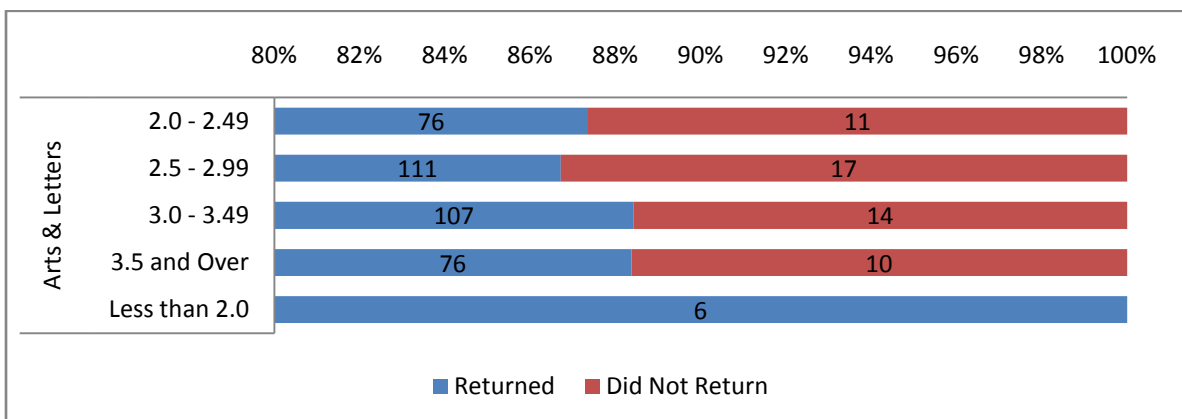
HIGH SCHOOL GPA

High School GPA

	Returned	Did Not Return	Grand Total
2.0 - 2.49	217	48	265
2.5 - 2.99	346	70	416
3.0 - 3.49	322	39	361
3.5 and Over	303	25	328
Less than 2.0	11		11
Grand Total	1199	182	1381



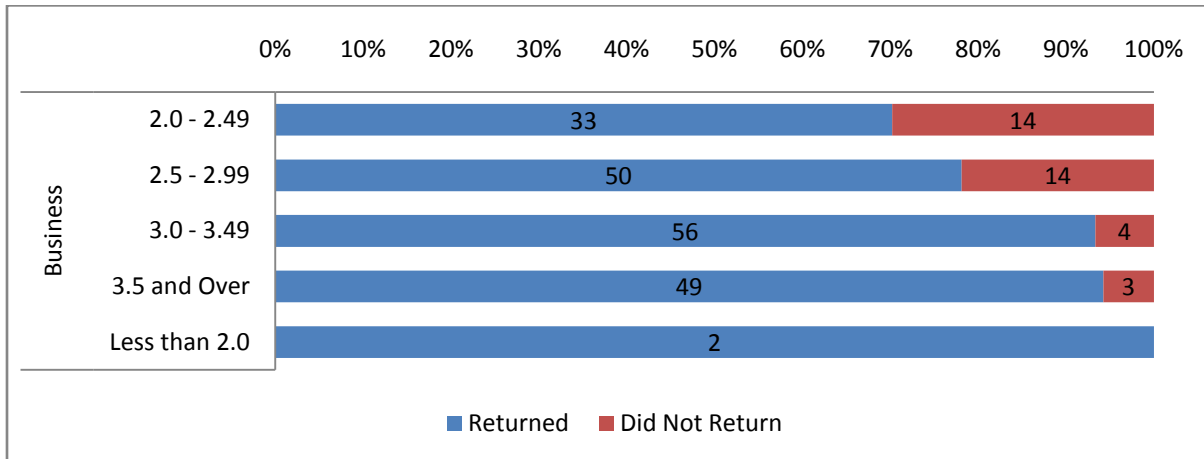
		Returned	Did Not Return	Grand Total
Arts & Letters	2.0 - 2.49	76	11	87
	2.5 - 2.99	111	17	128
	3.0 - 3.49	107	14	121
	3.5 and Over	76	10	86
	Less than 2.0	6		6
Grand Total		376	52	428



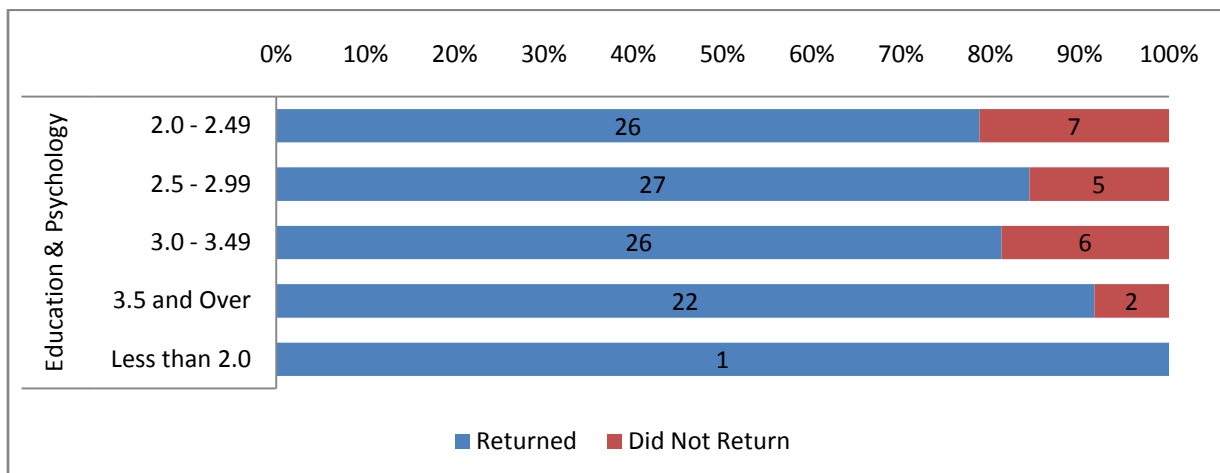
Characteristics of Retention for the Fall 2007 Cohort Returning in the Spring 2008 Semester
Fall 2007 Cohort = First Time, Full Time Students

HIGH SCHOOL GPA

		Returned	Did Not Return	Grand Total
Business	2.0 - 2.49	33	14	47
	2.5 - 2.99	50	14	64
	3.0 - 3.49	56	4	60
	3.5 and Over	49	3	52
	Less than 2.0	2		2
Grand Total		190	35	225



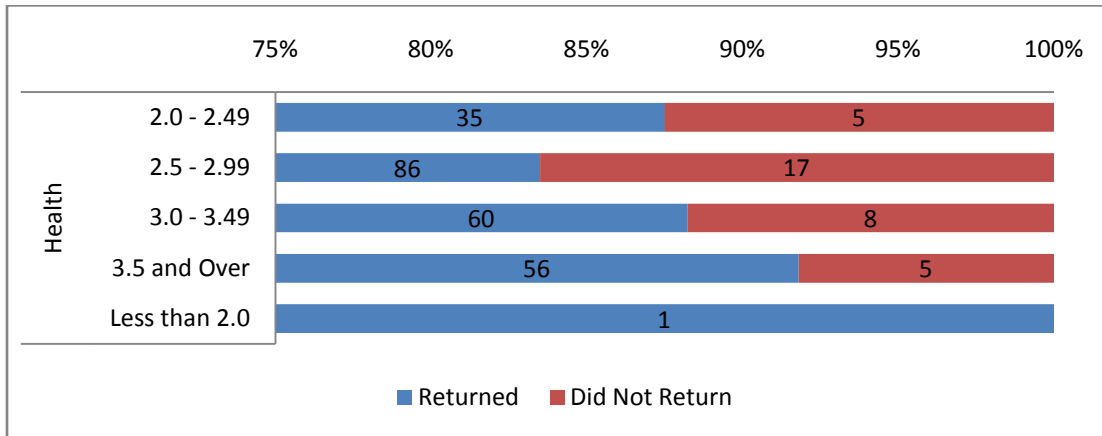
		Returned	Did Not Return	Grand Total
Education & Psychology	2.0 - 2.49	26	7	33
	2.5 - 2.99	27	5	32
	3.0 - 3.49	26	6	32
	3.5 and Over	22	2	24
	Less than 2.0	1		1
Grand Total		102	20	122



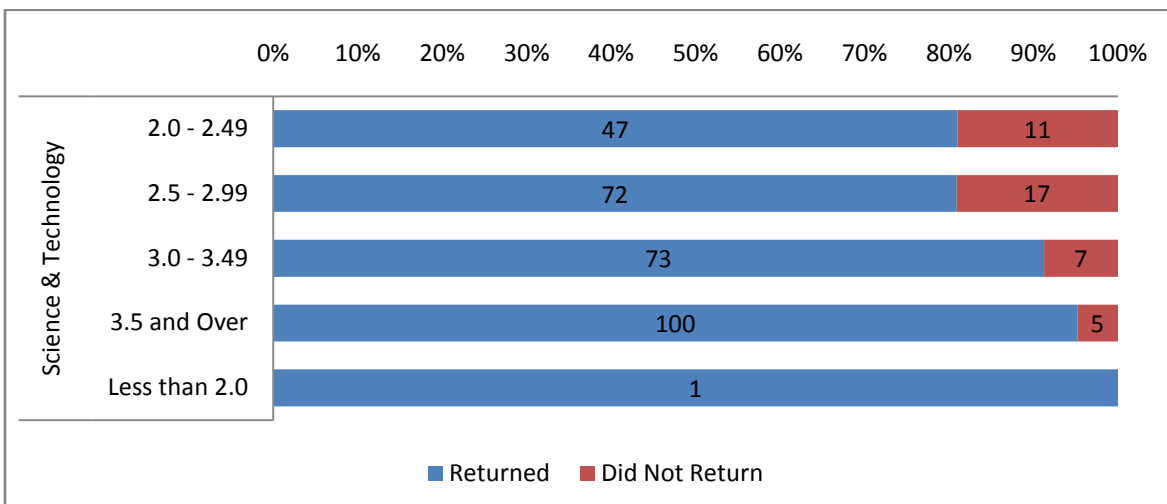
Characteristics of Retention for the Fall 2007 Cohort Returning in the Spring 2008 Semester
Fall 2007 Cohort = First Time, Full Time Students

HIGH SCHOOL GPA

		Returned	Did Not Return	Grand Total
Health	2.0 - 2.49	35	5	40
	2.5 - 2.99	86	17	103
	3.0 - 3.49	60	8	68
	3.5 and Over	56	5	61
	Less than 2.0	1		1
Grand Total		238	35	273



		Returned	Did Not Return	Grand Total
Science & Technology	2.0 - 2.49	47	11	58
	2.5 - 2.99	72	17	89
	3.0 - 3.49	73	7	80
	3.5 and Over	100	5	105
	Less than 2.0	1		1
Grand Total		293	40	333



Characteristics of Retention for the Fall 2007 Cohort Returning in the Spring 2008 Semester
Fall 2007 Cohort = First Time, Full Time Students

FEEDER HIGH SCHOOLS

IN-STATE MAJOR FEEDER SCHOOLS

High School	Returned	Did Not Return	Grand Total
Biloxi High School	22	4	26
Gulfport High School	28	4	32
Harrison Central High School	17	4	21
Hattiesburg High School Blair	17	3	20
Long Beach Senior High School	14	3	17
Mercy Cross High School	17	1	18
Murrah High School	16	1	17
Oak Grove Attendance Center	50	4	54
Ocean Springs High School	15	4	19
Pascagoula High School	17	5	22

OUT-OF-STATE MAJOR FEEDER SCHOOLS

High School	Returned	Did Not Return	Grand Total
Baker High School	Alabama	8	8
Brother Martin High School	Louisiana	14	3
Citronelle High School	Alabama	6	6
Daphne High School	Alabama	11	11
De La Salle High School	Louisiana	7	7
Fairhope High School	Alabama	4	2
Mandeville High School	Louisiana	12	3
Mcgill Toolen High School	Alabama	6	6
Mount Carmel Academy	Louisiana	13	1
Murphy High School	Alabama	9	1
	Florida	1	1
Northshore High School	Louisiana	10	10
Saint Charles Catholic High Sc	Louisiana	6	6
Saint Marys Dominican High School	Louisiana	5	1
Saint Pauls School The	Louisiana	6	6
Slidell High School	Louisiana	3	4